

(19)



(11)

**EP 3 677 143 A2**

(12)

**EUROPEAN PATENT APPLICATION**  
published in accordance with Art. 153(4) EPC

(43) Date of publication:

**08.07.2020 Bulletin 2020/28**

(51) Int Cl.:

**A45D 34/04** (2006.01)      **A45D 44/00** (2006.01)  
**A45D 40/26** (2006.01)      **A45D 40/00** (2006.01)  
**A45D 34/00** (2006.01)

(21) Application number: **18851260.2**

(22) Date of filing: **30.08.2018**

(86) International application number:  
**PCT/KR2018/010077**

(87) International publication number:  
**WO 2019/045494 (07.03.2019 Gazette 2019/10)**

(84) Designated Contracting States:

**AL AT BE BG CH CY CZ DE DK EE ES FI FR GB GR HR HU IE IS IT LI LT LU LV MC MK MT NL NO PL PT RO RS SE SI SK SM TR**

Designated Extension States:

**BA ME**

Designated Validation States:

**KH MA MD TN**

- **LEE, Ji Jung**  
Yongin-si  
Gyeonggi-do 17083 (KR)
- **LEE, Oh Soo**  
Seoul 04386 (KR)
- **LEE, Seung Min**  
Seoul 04386 (KR)
- **CHOI, Jung Sun**  
Yongin-si  
Gyeonggi-do 17074 (KR)

(30) Priority: **30.08.2017 KR 20170110035**

(71) Applicant: **Amorepacific Corporation**  
**Seoul 04386 (KR)**

(74) Representative: **Delorme, Nicolas et al**  
**Cabinet Germain & Maureau**  
**BP 6153**  
**69466 Lyon Cedex 06 (FR)**

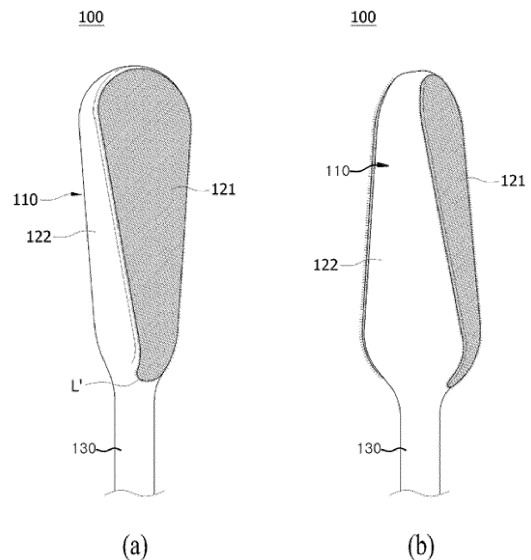
(72) Inventors:

- **SEO, Ho Joong**  
Seongnam-si  
Gyeonggi-do 13119 (KR)

**(54) TIP APPLICATOR AND COSMETIC INGREDIENT APPLYING DEVICE INCLUDING SAME**

(57) The present invention relates to a tip applicator and a cosmetic ingredient applying device having the same. According to the present invention, the tip applicator, which applies a cosmetic substance to a user's skin, includes: a body having a given shape; and a plurality of functional surfaces formed on the side periphery of the body, wherein two functional surfaces adjacent to each other among the plurality of functional surfaces have different widths on at least a portion thereof in a direction parallel with a circumferential direction of the body.

[FIG. 1]



**EP 3 677 143 A2**

**Description**

[Technical Field]

**[0001]** The present invention relates to a tip applicator and a cosmetic ingredient applying device including same, and more particularly, to a tip applicator and a cosmetic ingredient applying device including same that are capable of providing various application senses to a user according to portions of the tip applicator coming into contact with the user's skin.

[Background Art]

**[0002]** Generally, makeup cosmetics are applied to a user's body portion like face, nails, and so on, after basic cosmetics have been applied thereto, to provide colors to the user's body portion, thereby making the user's skin color look beautiful and improving skin coverage effects not obtained by the basic cosmetics.

**[0003]** The makeup cosmetics are classified into base makeup cosmetics and point makeup cosmetics.

**[0004]** The base makeup cosmetics serve to make the skin color of the user's face look uniform or to cover skin troubles like freckles, pimples and so on, thereby getting beautiful skin. For example, the base makeup cosmetics include a makeup base, foundation, powder, and so on.

**[0005]** The point makeup cosmetics serve to emphasizedly add colors to lips, eyes, cheeks, or nails, or to apply shadow thereto to obtain a three-dimensional feeling, thereby naturally expressing the user's personality. For example, the point makeup cosmetics include a lip stick, lip gloss stick, lip liner, eye liner, mascara, and so on.

**[0006]** Especially, lip makeup as one of point makeup is makeup for applying a cosmetic substance to lips to make the lips moisturized and shined, and according to the colors of the cosmetic substance, of course, various expressions can be obtained. According to the characteristics of a cosmetic tool for applying the cosmetic substance to the lips, also, the lip makeup can be performed in various ways.

**[0007]** The lip makeup cosmetic tool has a function of capturing the cosmetic substance from a cosmetic container and a function of applying the captured cosmetic substance to the lips.

**[0008]** So as to improve the capturing function or contain a separate tinting color, there has been proposed a lip makeup cosmetic applicator having a color accommodation space formed in an interior of an application member thereof, but the shape and structure of the application member are relatively large, so that it is very hard to use the application member at the time when the cosmetic substance is applied to a local portion or a lip makeup line is corrected.

**[0009]** Moreover, the front, side, and rear surfaces of the application member have the same shape as each other and are made of the same material as each other,

so that amounts of cosmetic substance captured thereby, amounts of cosmetic substance applied therefrom, and touch senses applied therefrom are the same as each other.

**[0010]** Accordingly, touch or application senses are almost the same as each other on various contact positions of the application member coming into contact with the user's skin, so that if it is desired to extendedly spread the cosmetic substance on the user's skin, to draw a line on the skin, or to finely correct the applied portion, it is hard to conduct such different works through the conventional tip applicator.

[Disclosure]

[Technical Problem]

**[0011]** Accordingly, one aspect of the present invention has been made in view of the above-mentioned problems occurring in the prior art, and it is an object of the present invention to provide a tip applicator and a cosmetic ingredient applying device having the same that are capable of providing various application senses to a user according to portions of the tip applicator coming into contact with the user's skin.

[Technical Solution]

**[0012]** To accomplish the above-mentioned object, according to a first aspect of the present invention, there is provided a tip applicator for applying a cosmetic substance to a user's skin, including: a body having a given shape; and a plurality of functional surfaces formed on the side periphery of the body, wherein at least two functional surfaces of the plurality of functional surfaces have different functions from each other.

**[0013]** According to one aspect of the present invention, desirably, at least any one of the plurality of functional surfaces is a flocked surface having a plurality of small fibers formed thereon by means of flocking.

**[0014]** According to one aspect of the present invention, desirably, the at least two functional surfaces of the plurality of functional surfaces are flocked surfaces having a plurality of small fibers formed thereon by means of flocking, any one of the at least two functional surfaces having the fibers having a first length, and the other having the fibers having a second length relatively longer than the first length.

**[0015]** According to one aspect of the present invention, desirably, the flocked surfaces and the non-flocked surfaces of the plurality of functional surfaces are arranged alternately in a circumferential direction of the body.

**[0016]** According to one aspect of the present invention, desirably, at least any one of the plurality of functional surfaces includes both of a flocked portion having a plurality of small fibers formed thereon by means of flocking and a non-flocked portion.

**[0017]** According to one aspect of the present invention, desirably, the flocked portion is located closer to a free end portion of the body than the non-flocked portion.

**[0018]** According to one aspect of the present invention, desirably, the at least one functional surface has at least one boundary line defining the flocked portion and the non-flocked portion, and the boundary line is any one selected from a linear line, curved line, oval, circle, closed loop, and combined shapes thereof.

**[0019]** According to one aspect of the present invention, desirably, each functional surface becomes small in width from one end portion thereof toward the other end portion thereof in a longitudinal direction of the body.

**[0020]** According to one aspect of the present invention, desirably, the two functional surfaces adjacent to each other have relatively large portions in width located opposite to each other in the longitudinal direction of the body.

**[0021]** According to one aspect of the present invention, desirably, the plurality of functional surfaces have the same sectional shapes as each other.

**[0022]** According to one aspect of the present invention, desirably, the at least two functional surfaces of the plurality of functional surfaces are made of different materials from each other.

**[0023]** To accomplish the above-mentioned object, according to a second aspect of the present invention, there is provided a tip applicator for applying a cosmetic substance to a user's skin, including: a body having a given shape; and a first functional surface and a second functional surface formed on the side periphery of the body in a longitudinal direction of the body, wherein at least a portion of the first functional surface and the second functional surface has different widths from each other along a direction vertical to the longitudinal direction of the body.

**[0024]** According to another aspect of the present invention, desirably, the first functional surface and the second functional surface are adjacent to each other on the side periphery of the body.

**[0025]** According to another aspect of the present invention, desirably, at least a portion of the first functional surface is formed of a plane. According to another aspect of the present invention, desirably, the plane is a slant surface inclined toward an imaginary linear line parallel with the longitudinal direction of the body.

**[0026]** According to another aspect of the present invention, desirably, at least a portion of the second functional surface is formed of a plane, and the plane is a slant surface inclined toward an imaginary linear line parallel with the longitudinal direction of the body.

**[0027]** According to another aspect of the present invention, desirably, the first functional surface is a flocked surface having a plurality of small fibers formed thereon by means of flocking, and the second functional surface includes both of a flocked portion having a plurality of small fibers formed thereon by means of flocking and a non-flocked portion.

**[0028]** According to another aspect of the present invention, desirably, the body further includes a third functional surface formed on the opposite side to the first functional surface and a fourth functional surface formed on the opposite side to the second functional surface, and the first functional surface, the second functional surface, the third functional surface and the fourth functional surfaces are sequentially arranged along the circumferential direction of the body.

**[0029]** According to another aspect of the present invention, desirably, the first functional surface and the second functional surface become small in width from one end portion thereof toward the other end portion thereof in the longitudinal direction of the body, and the first functional surface and the second functional surface have relatively large portions in width located opposite to each other in the longitudinal direction of the body.

**[0030]** To accomplish the above-mentioned object, according to a third aspect of the present invention, there is provided a cosmetic ingredient applying device including: a container for storing a given amount of cosmetic substance therein; and the tip applicator according to the first and second aspects of the present invention to apply the cosmetic substance to a user's skin.

[Advantageous Effects]

**[0031]** According to the present invention, the tip applicator and the cosmetic ingredient applying device having the same are capable of using an appropriate functional surface according to use purposes thereof, so that various works like cosmetic substance extension or fine correction can be conducted through one product.

**[0032]** According to the present invention, in addition, the tip applicator and the cosmetic ingredient applying device having the same are capable of providing various application and use senses to the user according to portions of the tip applicator coming into contact with the user's skin, so that the functional surfaces can be selected according to the user's preference, thereby increasing the user's satisfaction.

[Brief Description of Drawings]

**[0033]**

FIG.1(a) and FIG.1(b) are perspective views showing a tip applicator according to a first embodiment of the present invention, which are viewed at different angles.

FIG.2(a) and FIG.2(b) are front views showing any one of a plurality of functional surfaces of FIG.1(a) and FIG.1(b), wherein FIG.2(a) shows a first functional surface and FIG.2(b) shows a second functional surface.

FIG.3(a) and FIG.3(b) are perspective views showing a tip applicator according to a second embodiment of the present invention, which are viewed at

different angles.

FIG.4(a) and FIG.4(b) are front views showing any one of a plurality of functional surfaces of FIG.3(a) and FIG.3(b), wherein FIG.4(a) shows a first functional surface and FIG.4(b) shows a second functional surface.

FIG.5(a) to FIG.5(e) are front views showing various functional surfaces applicable to the tip applicator according to the present invention.

FIG.6(a) to FIG.6(h) are front views showing various boundary lines defining a flocking surface and a non-flocking surface if the functional surface of the tip applicator according to the present invention is configured to have the flocking surface and the non-flocking surface combined with each other.

FIG.7 is a sectional view showing a cosmetic ingredient applying device to which the tip applicator of the present invention is applied.

[Mode for Invention]

**[0034]** Hereinafter, the present invention will be in detail given with reference to the attached drawing so that it can be carried out by a person having ordinary skill in the art. The present invention may be modified in various ways and may have several exemplary embodiments. However, this does not limit the invention within specific embodiments. If it is determined that the detailed explanation on the well known technology related to the present invention makes the scope of the present invention not clear, the explanation will be avoided for the brevity of the description. In order to facilitate the general understanding of the present invention in describing the present invention, through the accompanying drawings, the same reference numerals will be used to describe the same components.

**[0035]** Tip applicators 100 and 100' according to preferred embodiments of the present invention are adapted to apply a cosmetic substance to a user's corneous surface like lips or skin, and as shown in FIG.1(a) to FIG.4(b), each tip applicator includes a body 110 and functional surfaces 121, 122 and 222.

**[0036]** According to the preferred embodiments of the present invention, the tip applicators 100 and 100' serve as a lip cosmetic applicator for applying a cosmetic, especially, lip tint, lip gloss, and so on to the user's lips, but they are not limited thereto. For example, they may serve as makeup products for applying cosmetics such as eye shadow, foundation and so on to the user's skin.

**[0037]** As shown in FIG.1(a) to FIG.7, the body 110 has a given shape in such a manner as to allow one end portion thereof to be connected to a support part 130 having a given length.

**[0038]** In this case, the support part 130 is formed integrally with the body 110 or detachably coupled therewith and is made of the same material as the body 110 or made of a different material from the body 110. Further, the support part 130 is configured to have one end con-

nected directly to a cap 20 for covering an entrance of a container 10 storing a cosmetic substance therein, and otherwise, the support part 110 is connected to a rod part 30 (See FIG.7) connected to the cap 20.

**[0039]** The body 110 is a molded product made of a metal material such as aluminum, gold, and silver, a silicone material, or a thermoplastic material by means of injection molding, but it is not limited thereto. Only if the body 110 is kept in the entire shape thereof, it is made of free materials. Further, the body 110 is made of one material or different materials.

**[0040]** At this time, the body 110 has a shape of a polyhedron having a plurality of surfaces, and the plurality of surfaces are extended in a longitudinal direction of the body 110 on the side periphery of the body 110 or disposed in a circumferential direction thereof. According to the present invention, the circumferential direction of the body 110 is a clockwise or counterclockwise direction rotating around a center axis extended in an upward and downward direction of the support part 130, when viewed in FIG.1(a) and FIG.1(b) and FIG.3(a) and FIG.3(b), and the longitudinal direction of the body 110 is a direction parallel with the center axis extended in an upward and downward direction of the support part 130, when viewed in FIG.1(a) and FIG.1(b).

**[0041]** Also, the plurality of surfaces formed on the side periphery of the body 110 serve as the functional surfaces 121, 122 and 222 each performing at least one or more functions. At this time, the functions performed by the functional surfaces include corneous tissue removal, cosmetic substance application, and cosmetic substance capture, which can be conducted by the tip applicator.

**[0042]** In this case, various functions performed by the tip applicator include essential functions like corneous tissue removal or cosmetic substance application, and even though the essential functions are the same as each other or similar to each other, the various functions include different use purposes or senses. The formation of the different use purposes or senses is caused by application way differences using appropriate functional surfaces, that is, when the cosmetic substance is extendedly spread or a line is drawn with the cosmetic substance. Otherwise, the formation of the different use purposes or senses is caused by the differences in amounts of cosmetic substances captured onto the same area as each other, capture way differences, or different touch or application senses felt by the user upon the contact with the user's skin.

**[0043]** The functional surfaces 121, 122 and 222 perform different functions from each other or the same functions as each other. Only if the tip applicators 100 and 100' are configured to allow at least two different functions to be performed through the plurality of surfaces formed on the side periphery of the body 110, the number of functional surfaces 121, 122 and 222 may be appropriately changed.

**[0044]** In detail, the tip applicators 100 and 100' are configured to allow at least two functional surfaces 121

and 122 or 122 and 222 of the plurality of functional surfaces 121, 122 and 222 formed on the side periphery of the body 110 to perform different functions from each other or configured to allow at least two function surfaces 121, 122 and 222 adjacent to each other among the plurality of surfaces 121, 122 and 222 to perform different functions from each other.

**[0045]** According to the present invention, different functions include differences in the essential functions like corneous tissue removal or cosmetic substance application, and even though the essential functions are the same as each other or similar to each other, the different functions include different use purposes or senses. The formation of the different use purposes or senses is caused by application way differences using appropriate functional surfaces, that is, when the cosmetic substance is enlargedly spread or a line is drawn with the cosmetic substance. Otherwise, the formation of the different use purposes or senses is caused by the differences in amounts of cosmetic substances captured onto the same area as each other, capture way differences, or different touch or application senses felt by the user upon the contact with the user's skin.

**[0046]** At this time, the at least two functional surfaces 121, 122 and 222 performing the different functions from each other are formed through various ways.

**[0047]** For example, the two functional surfaces performing the different functions from each other are different according to flocking treatment or non-treatment, densities of fibers attached thereto (amounts of fibers attached per unit area), and shapes, materials, and surface roughness thereof (See FIGS.5a to 5e).

**[0048]** For example, as shown in FIG.1(a) to FIG.4(b), the body 110 has a polyhedron having four functional surfaces 121, 122 and 222 on the side periphery thereof, and the first functional surface 121 and the second functional surface 122 or 222 are arranged alternately in the circumferential direction of the body 110.

**[0049]** At this time, the first functional surface 121 and the second functional surfaces 122 and 222 have the same shape as each other or similar shape to each other. Further, the first functional surface 121 and the second functional surfaces 122 and 222 have the same width as each other in the longitudinal direction of the body 110, but at least a portion thereof becomes small in width from one end portion thereof toward the other end portion thereof in the longitudinal direction of the body 110.

**[0050]** In this case, the first functional surface 121 and the second functional surfaces 122 and 222 are formed on the side periphery of the body 110 in such a manner as to allow the relatively large portion in width thereof to be disposed on the opposite side to each other. In detail, as shown in FIG.1(a) to FIG.4(b), the first functional surface 121 becomes large in width from the lower portion thereof toward the upper portion thereof, and the second functional surfaces 122 and 222 become large in width from the upper portion thereof toward the lower portion thereof, which are opposite to the first functional surface

121.

**[0051]** Accordingly, the first functional surface 121 and the second functional surfaces 122 and 222 adjacent to each other among the plurality of functional surfaces 121, 122 and 222 have at least a portion having different widths along the circumferential direction vertical to the longitudinal direction of the body 110.

**[0052]** If the cosmetic substance is captured onto the first functional surface 121 and the second functional surfaces 122 and 222, as a result, the cosmetic substance captured on the large area formed on the upper side of the first functional surface 121 can be enlargedly applied to the user's skin, and the cosmetic substance captured on the small areas formed on the upper sides of the second functional surfaces 122 and 222 can be applied to easily draw a line like a lip line.

**[0053]** Even though a body portion like lips to which the cosmetic substance is applied has a different area according to users, further, the functional surface having a width appropriate to the user's body portion can be selectively used, thereby enhancing use conveniences thereof.

**[0054]** Even if the same functional surfaces are used, on the other hand, the tip applicators 100 and 100' according to the present invention can provide various application ways even through one functional surface having different widths on the upper and lower sides thereof. If the first functional surface 121 is used, for example, the cosmetic substance is enlargedly applied through the large area formed on the upper side of the first functional surface 121, and it is recoated through the small area formed on the lower side thereof. Like this, the tip applicators 100 and 100' according to the present invention are configured to allow one functional surface to have different widths, thereby providing various works even through one functional surface.

**[0055]** Moreover, the plurality of functional surfaces 121, 122 and 222 are planes having given areas and are further configured to have at least a portion thereof formed of a slant surface inclined toward a linear line parallel with the longitudinal direction of the body 110.

**[0056]** In this case, as shown in FIG.1(a) and FIG.1(b) and FIG.3(a) and FIG.3(b), the slant surface is formed to allow the sectional area of the body 110 to become small from the support part 130 to the top of the body 110 or to allow the sectional area of the body 110 to become large and then small from the support part 130 to the top of the body 110.

**[0057]** If it is desired to apply the cosmetic substance through the tops of the functional surfaces 121, 122 and 222, accordingly, the tops of the functional surfaces 121, 122 and 222 naturally come into contact with a body portion like lips through the slant surface, thereby easily conducting the application work.

**[0058]** Furthermore, at least a portion of each slant surface of the functional surfaces 121, 122 and 222 is formed of a slant surface inclined toward the linear line parallel with the longitudinal direction of the body 110.

**[0059]** On the other hand, the plurality of functional surfaces 121, 122 and 222 are configured to have a flocked surface having a plurality of small fibers formed on the surface thereof by means of flocking and a non-flocked surface having no flocking.

**[0060]** For example, as shown in FIG.1(a) to FIG.2(b), the plurality of functional surfaces are configured to have the functional surface formed of the flocked surface and the functional surface formed of the non-flocked surface alternately arranged along the circumferential direction of the body 110.

**[0061]** In detail, the first functional surface 121 is formed of the flocked surface, and the second functional surface 122 is formed of the non-flocked surface.

**[0062]** If the second functional surface 122 is formed of the non-flocked surface, further, it serves as the functional surface on which the cosmetic substance is captured or as the functional surface on which the cosmetic substance is a little captured or not captured at all. If the second functional surface 122 serves as the functional surface on which the cosmetic substance is a little captured or not captured at all, furthermore, the second functional surface 122 has a function capable of removing corneous tissues from the skin through a plurality of protrusions 124 protruding therefrom, which is a different function from the first functional surface 121 (See FIG. 5(b)).

**[0063]** Accordingly, the first functional surface 121 formed of the flocked surface captures a relatively larger amount of cosmetic substance than the second functional surface 122 formed of the non-flocked surface. If there is a need to apply a large amount of cosmetic substance, the cosmetic substance is applied through the first functional surface 121, and contrarily, if there is a need to apply a small amount of cosmetic substance, the cosmetic substance is applied through the second functional surface 122. If the second functional surface 122 serves as the functional surface on which the cosmetic substance is a little captured or not captured at all, furthermore, the cosmetic substance is applied to the user's skin through the first functional surface 121, and the cosmetic substance applied to the user's skin through the first functional surface 121 is spread on the user's skin through the second functional surface 122. Otherwise, the function like corneous tissue removal is separately performed through the second functional surface 122.

**[0064]** According to the present invention, further, if the functional surface is formed of the non-flocked surface, it is coated with a material for suppressing or preventing the cosmetic substance from being applied thereto, and otherwise, it is plated or coated with a gloss material.

**[0065]** For another example, as shown in FIG.3(a) to FIG.4(b), at least one functional surface 222 of the plurality of functional surfaces 121 and 222 is formed of a flocked surface 122a formed on a portion of the whole area thereof and formed of a non-flocked surface 122b formed on the remaining area thereof. In detail, the first

functional surface 121 is formed of the flocked surface, and a portion of the whole area of the second functional surface 222 is formed of the flocked surface 122a. At this time, the flocked surface 122a formed on the second functional surface 222 includes the top of the body 110 or is close to the top of the body 110.

**[0066]** Accordingly, the first functional surface 121 formed of the flocked surface captures a relatively larger amount of cosmetic substance than the second functional surface 122 formed of the non-flocked surface only on a portion thereof. If there is a need to apply a large amount of cosmetic substance, the cosmetic substance is applied through the first functional surface 121, and contrarily, if there is a need to apply a small amount of cosmetic substance, the cosmetic substance is applied through the second functional surface 222. If it is desired to spread the cosmetic substance, the first functional surface 121 on which a relatively large amount of cosmetic substance is captured is selected and used, and contrarily, if it is desired to recoat a small amount of cosmetic substance or to correct the coated portion, the second functional surface 222 on which a relatively small amount of cosmetic substance is captured is selected and used.

**[0067]** In this case, at least one boundary line L defining the flocked surface 122a and the non-flocked surface 122b is formed in various shapes. For example, as shown in FIG.6(a) to FIG.6(h), the boundary line L is any one selected from a linear line, curved line, oval, circle, closed loop, and their combined shapes. Further, the boundary line L is formed in the widthwise or longitudinal direction of the functional surface 222. Accordingly, the flocked surface 122a and the non-flocked surface 122b are defined to an appropriate shape within one functional surface 222, and the positions and areas of the flocked surface 122a and the non-flocked surface 122b are appropriately adjusted according to the boundary line L. Even though not shown in the drawing, on the other hand, various shapes of the boundary lines L as shown in FIG.6(a) to FIG.6(h) can be applied to boundary lines L' defining the functional surfaces 111, 112 and 222 and the support part 130 or defining the functional surfaces 111, 112 and 222 and the rod part 130.

**[0068]** For another example, at least two functional surfaces of the plurality of functional surfaces are formed of flocked surfaces on which a plurality of small fibers formed thereon by means of flocking. In this case, one of the two flocked surfaces has the fibers having a first length, and the other has the fibers having a second length relatively longer than the first length.

**[0069]** Accordingly, the flocked surface formed of the fibers having the second length relatively longer than the first length captures a relatively larger amount of cosmetic substance than the flocked surface formed of the fibers having the first length relatively shorter than the second length. If there is a need to apply a large amount of cosmetic substance, the cosmetic substance is applied through the flocked surface formed of the fibers having the second length, and contrarily, if there is a need to

apply a small amount of cosmetic substance, the cosmetic substance is applied through the flocked surface formed of the fibers having the first length.

**[0070]** In this case, the functional surface formed of the fibers having the first length and the functional surface formed of the fibers having the second length are adjacent to each other along the side periphery of the body 110 or not adjacent to each other therealong.

**[0071]** For yet another example, at least two functional surfaces 121 and 122 of the plurality of functional surfaces are made of different materials from each other. In detail, the plurality of functional surfaces have two or more surfaces selected from flocked surfaces, non-flocked surfaces, surfaces made of sponge materials, and surfaces made of metal materials. Accordingly, amounts of cosmetic substance captured on the respective functional surfaces are different by means of differences of the materials, and touch or use senses and application senses are different by means of differences of the materials upon the contact with the user's skin.

**[0072]** Therefore, the functional surfaces are appropriately selected and come into contact with the user's skin according to use purposes thereof, thereby making the user feel different touch or use senses and application senses according to the selected functional surfaces, and if it is desired to spread the cosmetic substance, to draw a line, or to finely correct the applied portion, the positions of the functional surfaces coming into contact with the user's skin are appropriately changed, thereby easily conducting the desired work.

**[0073]** As the respective functional surfaces provide different touch or use senses and application senses from each other, accordingly, the functional surfaces can be appropriately selected according to the user's preference, thereby enhancing the user's satisfaction.

**[0074]** Like this, the tip applicators 100 and 100' according to the present invention are configured to allow the functional surfaces coming into contact with the user's skin among the plurality of functional surfaces 121, 122 and 222 to be appropriately selected to perform various functions, thereby conducting various works through one product, and further configured to provide different touch or use senses and application senses according to the selected functional surfaces 121, 122 and 222.

**[0075]** However, the plurality of functional surfaces 121, 122 and 222 of the tip applicators 100 and 100' according to the present invention are not limited to the embodiments as mentioned above, and the respective functional surfaces as described in the above-mentioned embodiments are combined with each other.

**[0076]** If at least two functional surfaces of the plurality of functional surfaces formed along the side periphery of the body 110 perform different functions from each other, however, the functions applied to the respective functional surfaces can be appropriately changed, and two functional surfaces formed on different positions from each other perform the same functions as each other or different functions from each other.

**[0077]** Also, the first functional surface 121 and the second functional surface 122 or 222 formed on the side periphery of the body 110 are arranged alternately along the circumferential direction of the body 110, but they are not limited thereto. That is, the plurality of functional surfaces formed on the side periphery of the body 110 are configured to have the functional surfaces as shown in FIG.1(a) to FIG.4(b) and the functional surfaces as shown in FIG.5(a) to FIG.6(h) combined appropriately with each other.

**[0078]** For example, the body 110 further includes a third functional surface formed on the opposite side to the first functional surface 121 and a fourth functional surface formed on the opposite side to the second functional surface 122 or 222, and the first to fourth functional surfaces are sequentially arranged along the circumferential direction of the body 110. In this case, the third and fourth functional surfaces may have the shapes of the first functional surface 121 and the second functional surface 122 or 222 as mentioned above. Further, the first to fourth functional surfaces are asymmetrically arranged along the circumferential direction of the body 110, or symmetrically arranged therealong. The sectional shapes of the plurality of functional surfaces are the same as each other or similar to each other. Otherwise, different sectional shapes of the plurality of functional surfaces are combined with each other.

**[0079]** The above-mentioned tip applicators 100 and 100' are applicable to a cosmetic ingredient applying device.

**[0080]** As shown in FIG.7, in detail, the cosmetic ingredient applying device includes the container 10 and the tip applicator, and the above-mentioned tip applicators 100 and 100' are used as the tip applicator.

**[0081]** For example, each tip applicator includes the rod part 30 having a given length in such a manner as to allow one end thereof to be fixed to the cap 20, and accordingly, the end side of the support part 110 is connected to the rod part 30. However, the tip applicators 100 and 100' are not limited thereto, and a portion of the body 110 is extended to a given length and thus connected directly to the cap 20.

**[0082]** Also, the rod part 30 is coated with a material for suppressing or preventing the cosmetic substance from being applied thereto, and otherwise, it is plated or coated with a gloss material.

**[0083]** The container 10 serves to store a given amount of cosmetic substance 40 to be applied to the user's skin therein and is open on one side thereof to allow the tip applicator 100 and 100' to be inserted and drawn thereinto and therefrom.

**[0084]** Further, the open one side of the container 10, which serves as the entrance of the tip applicator, is closed by means of the cap 20 detachably coupled to the container 10.

**[0085]** Furthermore, a wiper 12 is disposed inside the container 10 to remove the cosmetic substance coated onto the entire portion except the functional surfaces of

the tip applicator 100 or 100' at the time when the tip applicator 100 or 100' is drawn from the container 10.

[0086] At the time when the cosmetic ingredient applying device is not used, the cap 20 to which the tip applicator 100 or 100' is fixed is fastened to the container 10 to prevent the cosmetic substance stored in the container 10 from being discharged to the outside, and at the time when the cosmetic ingredient applying device is used, the tip applicator 100 or 100' is inserted into the container 10 to allow the functional surfaces to be coated with the cosmetic substance, so that the cosmetic substance is applied to the user's skin.

[0087] On the other hand, a detailed explanation on the container 10 known to this art will be avoided, and generally known parts applicable to the cosmetic ingredient applying device can be used as the container 10.

[0088] As mentioned above, further, the cosmetic ingredient applying device serves as a lip cosmetic ingredient applying device for applying a cosmetic, especially, lip tint and lip gloss, to the user's lips, but it is not limited thereto. For example, the cosmetic ingredient applying device may serve as an application device for applying cosmetics such as eye shadow, foundation and so on to the user's skin.

[0089] The present invention may be modified in various ways and may have several exemplary embodiments. Specific exemplary embodiments of the present invention are illustrated in the drawings and described in detail in the detailed description. However, this does not limit the invention within specific embodiments and it should be understood that the invention covers all the modifications, equivalents, and replacements within the idea and technical scope of the invention.

[Industrial Applicability]

[0090] The present invention is applicable to a cosmetic industrial field.

**Claims**

- 1. A tip applicator for applying a cosmetic substance to a user's skin, comprising:
  - a body having a given shape; and
  - a plurality of functional surfaces formed on the side periphery of the body, wherein at least two functional surfaces of the plurality of functional surfaces have different functions from each other.
- 2. The tip applicator according to claim 1, wherein at least any one of the plurality of functional surfaces is a flocked surface having a plurality of small fibers formed thereon by means of flocking.
- 3. The tip applicator according to claim 1, wherein the

at least two functional surfaces of the plurality of functional surfaces are flocked surfaces having a plurality of small fibers formed thereon by means of flocking, any one of the at least two functional surfaces having the fibers having a first length, and the other having the fibers having a second length relatively longer than the first length.

4. The tip applicator according to claim 1, wherein the flocked surfaces and the non-flocked surfaces of the plurality of functional surfaces are arranged alternately in a circumferential direction of the body.

5. The tip applicator according to claim 1, wherein at least any one of the plurality of functional surfaces comprises both of a flocked portion having a plurality of small fibers formed thereon by means of flocking and a non-flocked portion.

6. The tip applicator according to claim 5, wherein the flocked portion is located closer to a free end portion of the body than the non-flocked portion.

7. The tip applicator according to claim 5, wherein the at least one functional surface has at least one boundary line defining the flocked portion and the non-flocked portion, and the boundary line is any one selected from a linear line, curved line, oval, circle, closed loop, and combined shapes thereof.

8. The tip applicator according to claim 1, wherein each functional surface becomes small in width from one end portion thereof toward the other end portion thereof in a longitudinal direction of the body.

9. The tip applicator according to claim 8, wherein the two functional surfaces adjacent to each other have relatively large portions in width located opposite to each other in the longitudinal direction of the body.

10. The tip applicator according to claim 1, wherein the plurality of functional surfaces have the same sectional shapes as each other.

11. The tip applicator according to claim 1, wherein the at least two functional surfaces of the plurality of functional surfaces are made of different materials from each other.

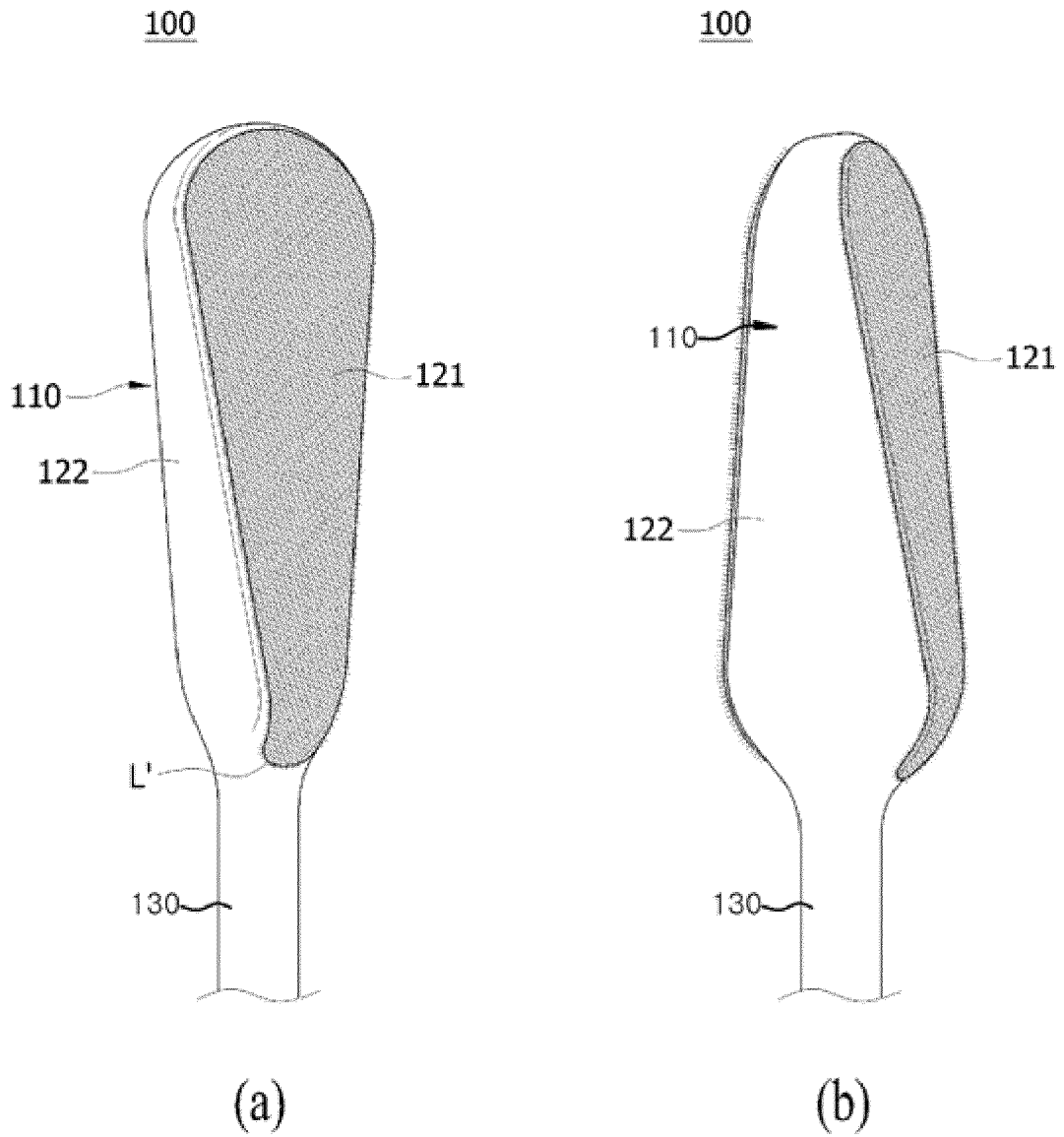
12. A tip applicator for applying a cosmetic substance to a user's skin, comprising:

- a body having a given shape; and
- a first functional surface and a second functional surface formed on the side periphery of the body in a longitudinal direction of the body, wherein at least a portion of the first functional surface and the second functional surface has

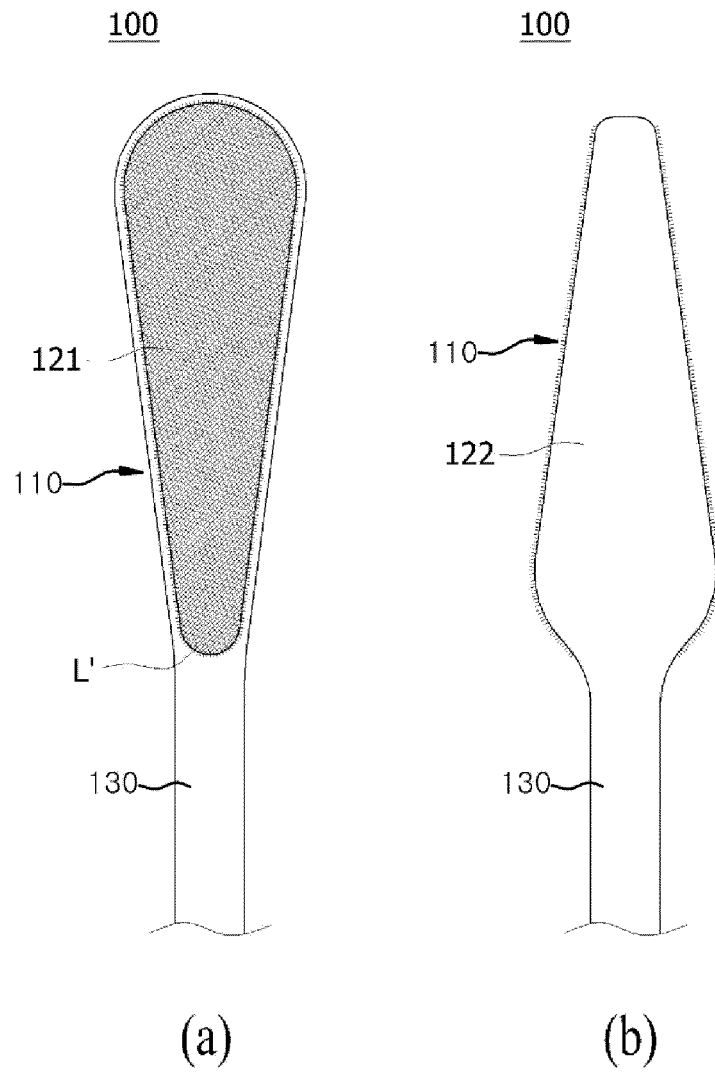
- different widths from each other along a direction vertical to the longitudinal direction of the body.
13. The tip applicator according to claim 12, wherein the first functional surface and the second functional surface are adjacent to each other on the side periphery of the body. 5
14. The tip applicator according to claim 12, wherein at least a portion of the first functional surface is formed of a plane. 10
15. The tip applicator according to claim 14, wherein the plane is a slant surface inclined toward an imaginary linear line parallel with the longitudinal direction of the body. 15
16. The tip applicator according to claim 14, wherein at least a portion of the second functional surface is formed of a plane, and the plane is a slant surface inclined toward an imaginary linear line parallel with the longitudinal direction of the body. 20
17. The tip applicator according to claim 12, wherein the first functional surface is a flocked surface having a plurality of small fibers formed thereon by means of flocking, and the second functional surface comprises both of a flocked portion having a plurality of small fibers formed thereon by means of flocking and a non-flocked portion. 25  
30
18. The tip applicator according to claim 12, wherein the body further comprises a third functional surface formed on the opposite side to the first functional surface and a fourth functional surface formed on the opposite side to the second functional surface, and the first functional surface, the second functional surface, the third functional surface and the fourth functional surfaces are sequentially arranged along the circumferential direction of the body. 35  
40
19. The tip applicator according to claim 12, wherein the first functional surface and the second functional surface become small in width from one end portion thereof toward the other end portion thereof in the longitudinal direction of the body, and the first functional surface and the second functional surface have relatively large portions in width located opposite to each other in the longitudinal direction of the body. 45  
50
20. The tip applicator according to claim 12, wherein the first functional surface and the second functional surface are made of different materials from each other. 55
21. A cosmetic ingredient applying device, comprising:
- a container for storing a given amount of cos-

metic substance therein; and  
the tip applicator as defined in any one of claims 1 to 20 to apply the cosmetic substance to a user's skin.

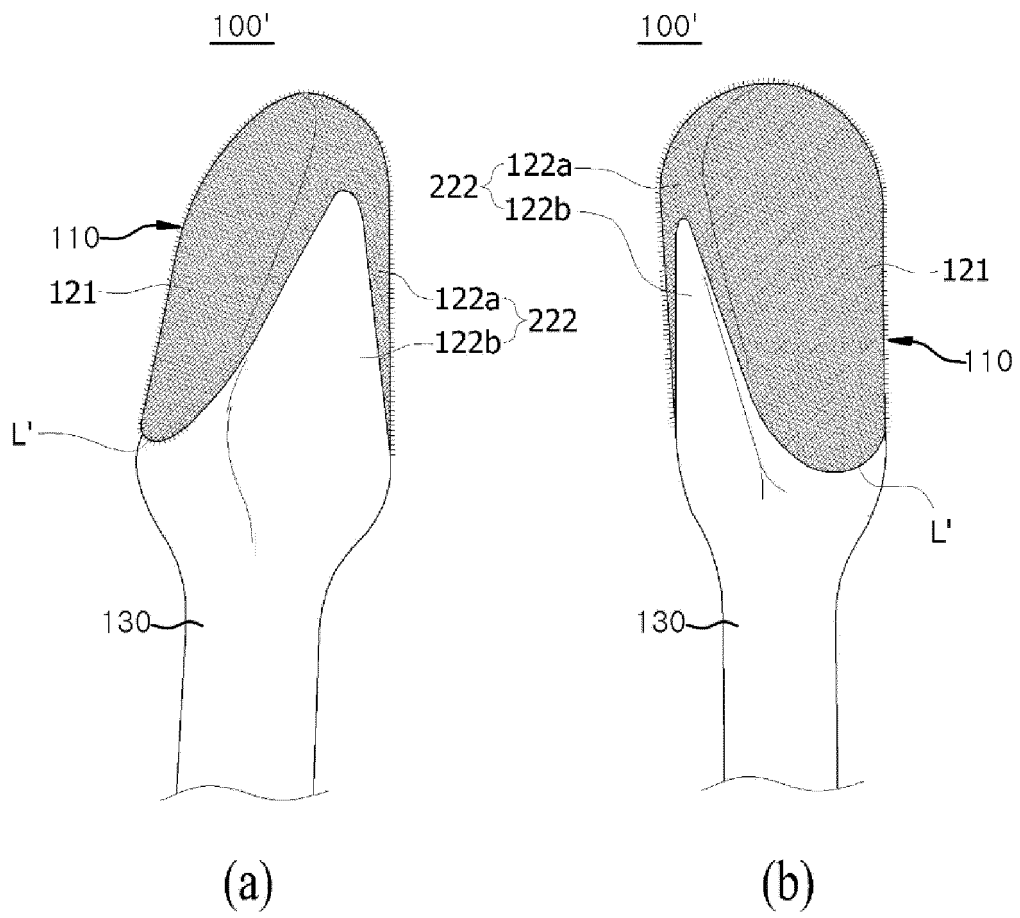
【FIG. 1】



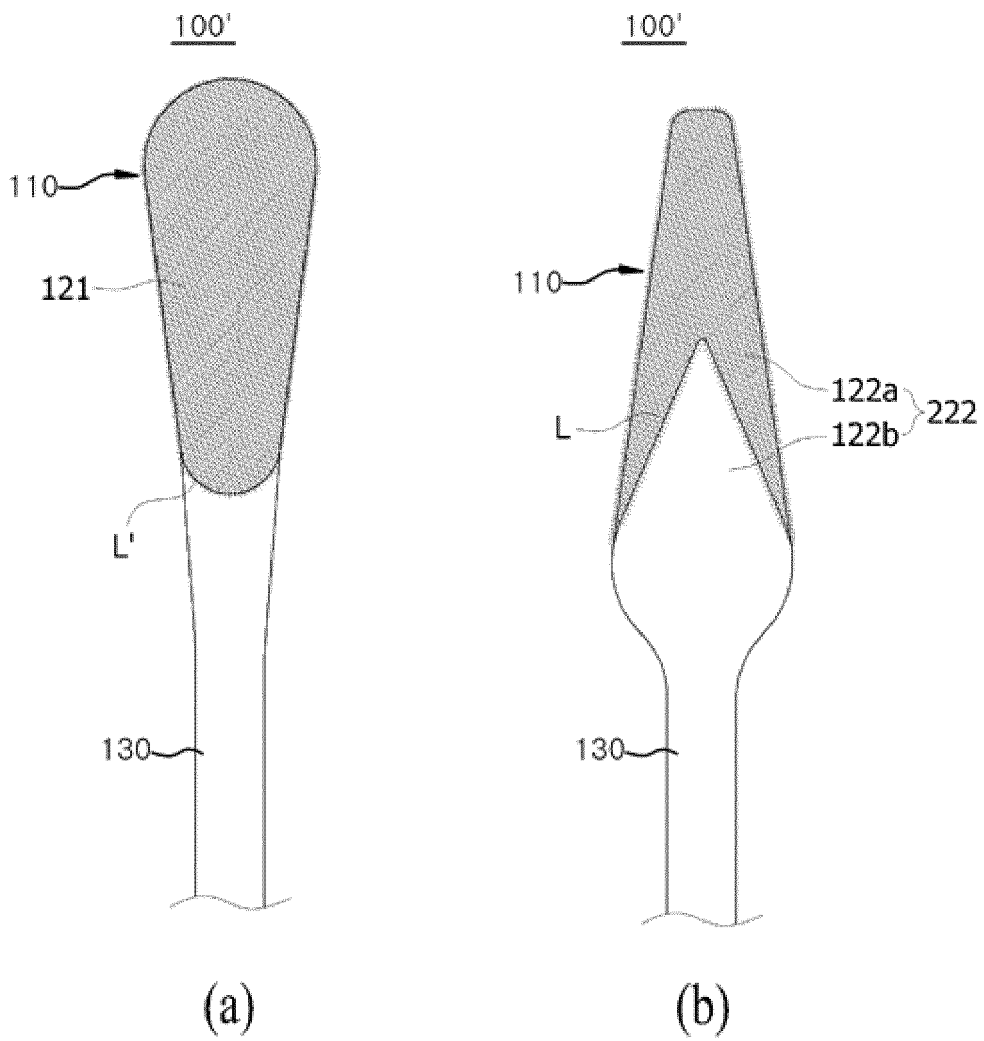
【FIG. 2】



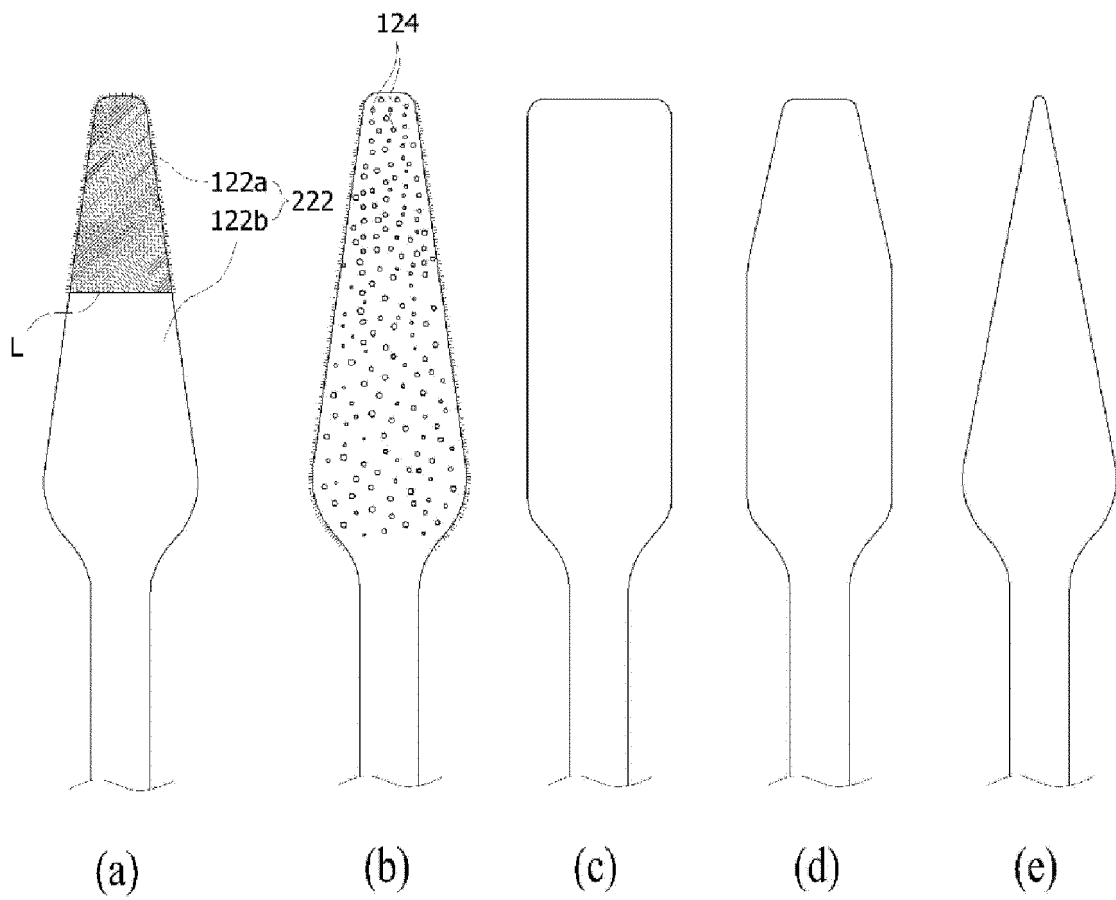
【FIG. 3】



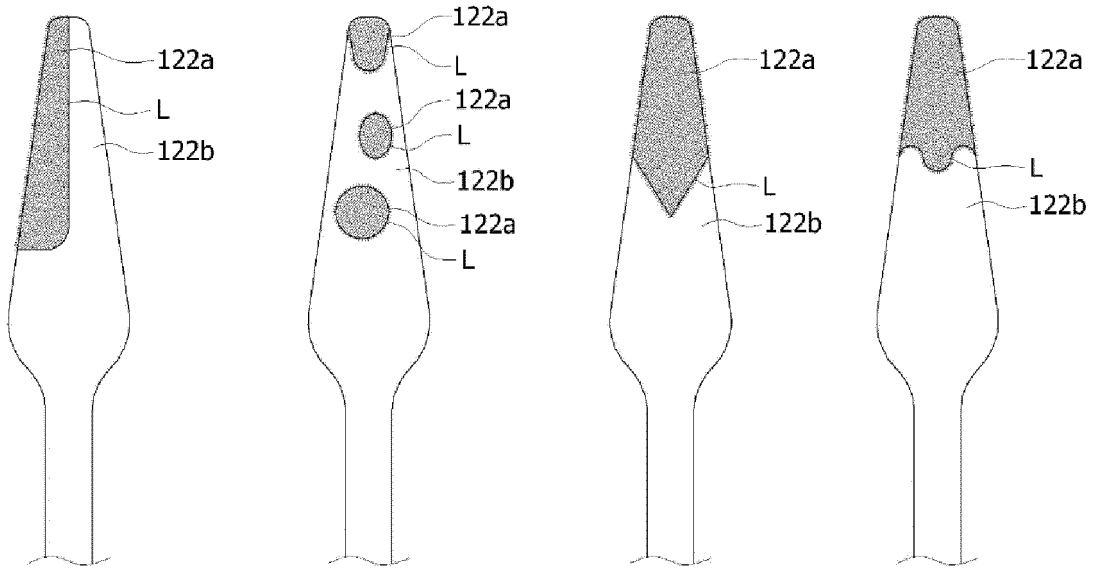
【FIG. 4】



【FIG. 5】



【FIG. 6】

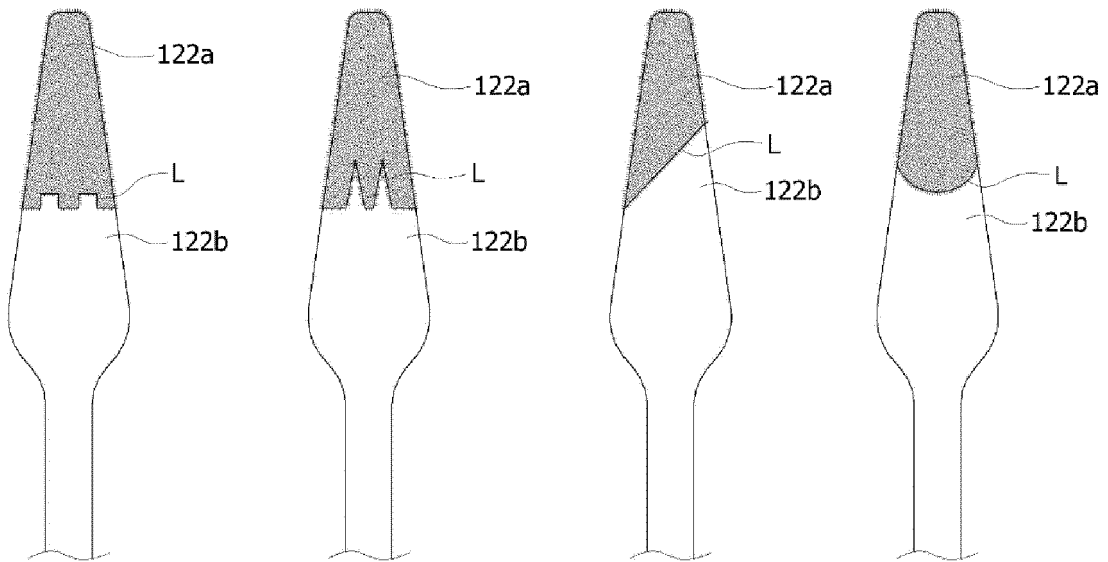


(a)

(b)

(c)

(d)



(e)

(f)

(g)

(h)

【FIG. 7】

