



US00D496274S1

(12) **United States Design Patent**
Egawa

(10) **Patent No.:** **US D496,274 S**

(45) **Date of Patent:** **** Sep. 21, 2004**

(54) **BOX**

6,168,028 B1 * 1/2001 Telesca et al. 206/776

(75) Inventor: **Tsutomu Egawa**, Tokyo (JP)

FOREIGN PATENT DOCUMENTS

(73) Assignee: **Otsuka Pharmaceutical Co., Ltd.**,
Tokyo (JP)

JP	816963	8/1991
JP	1074443	6/2000
JP	1102973	3/2001
JP	1105590	4/2001
JP	1141393	5/2002

(**) Term: **14 Years**

* cited by examiner

(21) Appl. No.: **29/188,298**

(22) Filed: **Aug. 18, 2003**

(30) **Foreign Application Priority Data**

Feb. 18, 2003 (JP) 2003-003766

Primary Examiner—Prabhakar Deshmukh
Assistant Examiner—Daniel Bui
(74) *Attorney, Agent, or Firm*—Finnegan, Henderson,
Farabow, Garrett & Dunner, L.L.P.

(51) **LOC (7) Cl.** **09-03**

(57) **CLAIM**

(52) **U.S. Cl.** **D9/432**

The ornamental design for a box, as shown and described.

(58) **Field of Search** D9/432, 414, 423,
D9/433, 499; 206/459.1, 459.5, 525, 527;
229/100, 103.3, 124, 153, 800

DESCRIPTION

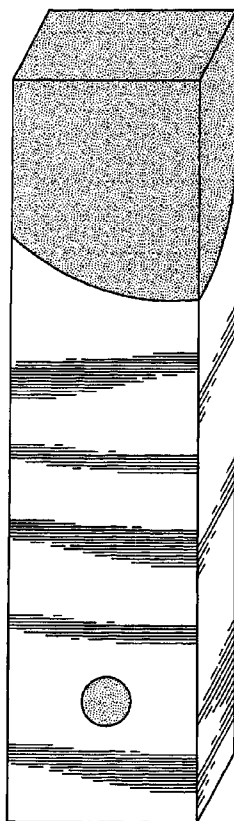
(56) **References Cited**

U.S. PATENT DOCUMENTS

D69,799 S	*	3/1926	Harris	D9/432
D76,634 S	*	10/1928	Riegel	D9/430
D81,675 S	*	7/1930	Webber	D9/432
D81,676 S	*	7/1930	Webber	D9/432
D110,869 S	*	8/1938	Kovacs	D9/432
D394,808 S	*	6/1998	Mansau	D9/432

FIG. 1 is a perspective view of a box showing my new design;
FIG. 2 is a front elevational view;
FIG. 3 is a rear elevational view of FIG. 2;
FIG. 4 is a top plan view of FIG. 2;
FIG. 5 is a right side elevational view of FIG. 2; and,
FIG. 6 is a left side elevational view of FIG. 2.
The stipling in the drawings is to show contrasting color.

1 Claim, 4 Drawing Sheets



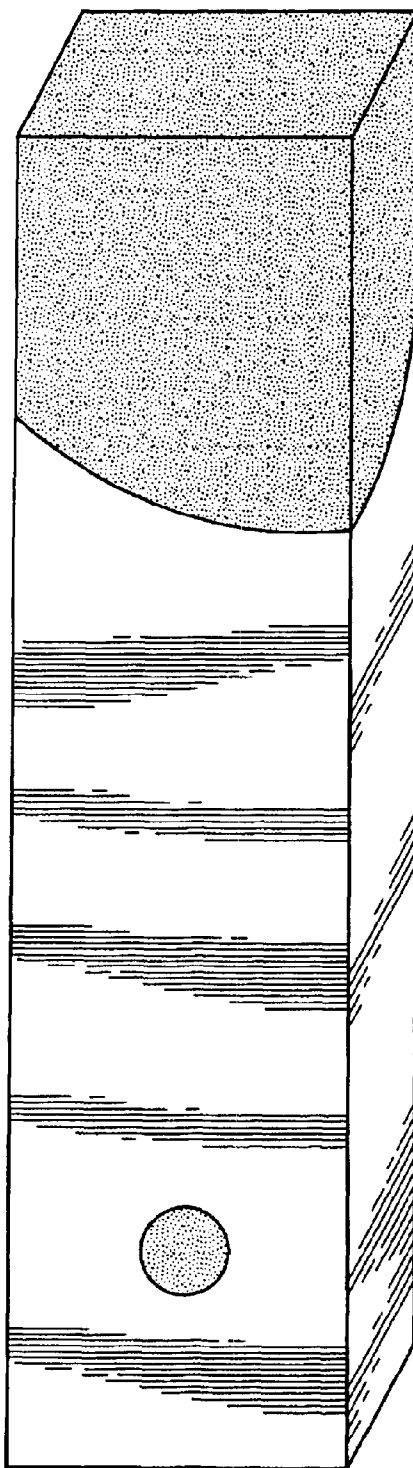


FIG. 1

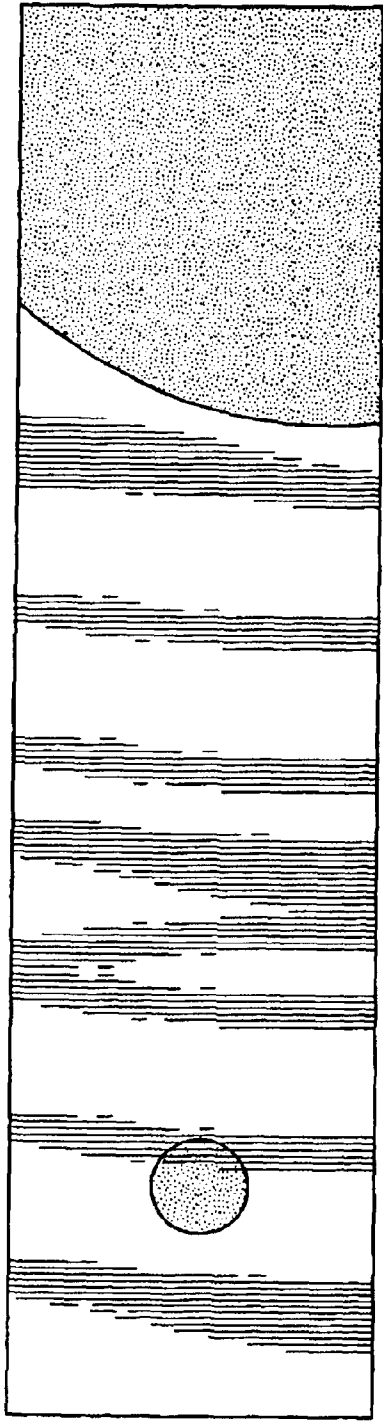


FIG. 2




FIG. 3




FIG. 4




FIG. 5




FIG. 6