

No. 616,951.

Patented Jan. 3, 1899.

F. P. MENSCH.
LABEL HOLDER.

(Application filed Nov. 15, 1897.)

(No Model.)

Fig. 1.

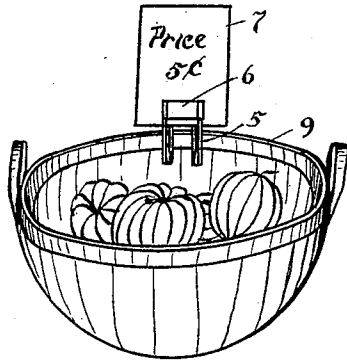


Fig. 2.

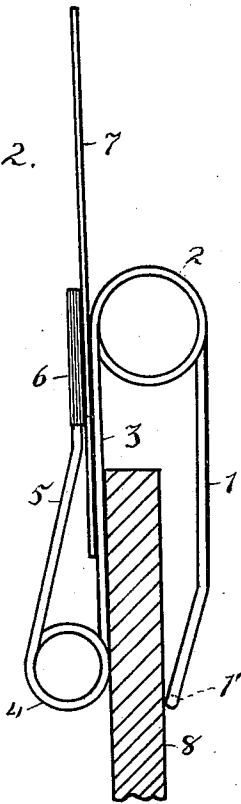
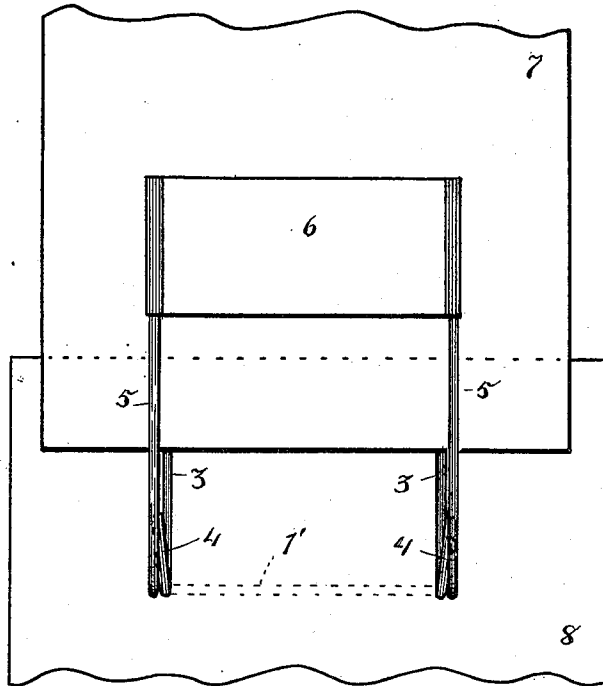


Fig. 3.



WITNESSES:

H. Meyers
J. Wilson

Franklin Pierce Mensch INVENTOR

BY *H. G. Burns*
his ATTORNEY.

UNITED STATES PATENT OFFICE.

FRANKLIN PIERCE MENSCH, OF FORT WAYNE, INDIANA.

LABEL-HOLDER.

SPECIFICATION forming part of Letters Patent No. 616,951, dated January 3, 1896

Application filed November 15, 1897. Serial No. 658,520. (No model.)

To all whom it may concern:

Be it known that I, FRANKLIN PIERCE MENSCH, a citizen of the United States, residing at Fort Wayne, in the county of Allen and State of Indiana, have invented certain new and useful Improvements in Label-Holders; and I do declare the following to be a full, clear, and exact description of the invention, such as will enable others skilled in the art to which it appertains to make and use the same, reference being had to the accompanying drawings, and to the figures of reference marked thereon, which form a part of this specification.

My invention relates to improvements in label-holders wherein a wire is formed into a double spring-clasp; and the object of my invention is to provide a label-holder which may be easily attached to objects of varying thicknesses and of irregular forms. I attain this object by the construction illustrated in the accompanying drawings, in which—

Figure 1 is a perspective showing my improvement attached to a basket; Fig. 2, a side elevation of the device mounted upon a board, and Fig. 3 is a front elevation of Fig. 2.

Similar numerals of reference indicate similar parts throughout the several views.

The holder proper is constructed by first forming the wire into a loop with a straight portion 1' and with the two upright extensions 1 1, parallel in relation to each other. Coils 2 2 are then formed in each of said extensions. The depending portions 3 3 extend from said loops downward, and the coils 4 4 are then formed. The ends 5 5 of the wire extend from the coils 4 4 upward and are secured by the respective ends of the lateral metallic plate 6. This plate is roughened, thus aiding in retaining the card. The wires

5 5 are bent so that the plate 6 normally rests in a plane parallel with the depending extensions 3 3. By reason of the tension of the coils 4 4 the plate 6 tends to rest in contact with the forward sides of the coils 2 2. Thus when the card 7 is inserted between said plate and coils the said card is held rigidly in position.

The loop end 1' of the holder tends to rest in contact with the rear sides of the loops 4 4 by reason of the tension of the coils 2 2. Thus when placed astride of the board 8 the holder is held rigidly in position thereon.

The extensions 1 1 are slightly inturned near their lower extremities. This is a feature of my improvement. It permits the extensions 1 1 to bridge over hoops and other irregular surfaces usually attending the chimes of casks and the edges of baskets, &c.

This device may be made in several sizes and is useful for labeling a variety of articles.

Having described my invention, what I claim as new, and desire to secure by Letters Patent, is—

A label-holder consisting of the bent depending loop end 1'; the extensions 1 1, slightly inturned near their lower ends and terminating in the respective tension-coils 2 2; the extensions 3 3 depending from the coils 2 2 and terminating in the respective tension-coils 4 4; the upward extensions 5 5; and the roughened plate 6 secured to the ends of the extensions 5 5, substantially as shown and described.

In testimony whereof I affix my signature in presence of two witnesses.

FRANKLIN PIERCE MENSCH.

Witnesses:

E. V. HARRIS,
T. W. WILSON.