US00D341823S

United States Patent [19]

Sakai

[11] Patent Number: Des. 341,823

[45] Date of Patent: ** Nov. 30, 1993

[54] **PEN BASED COMPUTER**

[75] Inventor: **Hiroaki Sakai**, Nagano, Japan

[73] Assignee: **Seiko Epson Corporation**, Tokyo, Japan

[**] Term: **14 Years**

[21] Appl. No.: **839,437**

[22] Filed: **Feb. 20, 1992**

[30] **Foreign Application Priority Data**

Oct. 7, 1991 [JP] Japan 3-30203

[52] **U.S. Cl.** **D14/100**

[58] **Field of Search** ..... D14/100, 106, 113, 115; D18/7; 235/145 R, 145 A; 340/700, 706; 361/390, 391; 364/708

[56] **References Cited**

U.S. PATENT DOCUMENTS

D. 307,134	4/1990	Makidera	D14/100
D. 315,549	3/1991	Clough et al.	D14/100
D. 317,151	5/1991	Daly	D14/100
D. 319,433	8/1991	Pearce	D14/100
D. 321,174	10/1991	Tsuchiya	D14/100
D. 333,814	3/1993	Swanson et al.	D14/100
D. 334,180	3/1993	Tedham et al.	D14/100

FOREIGN PATENT DOCUMENTS

803268	12/1990	Japan	D14/100

Primary Examiner—Wallace R. Burke
Assistant Examiner—Freda S. Nunn
Attorney, Agent, or Firm—Blum Kaplan

[57] **CLAIM**

The ornamental design for a pen based computer, as shown and described.

DESCRIPTION

FIG. **1** is a perspective view of the pen based computer in accordance with my new design;
FIG. **2** is a top plan view thereof;
FIG. **3** is a left side view thereof;
FIG. **4** is a front elevational view thereof;
FIG. **5** is a rear elevational view thereof;
FIG. **6** is a right side view thereof; and,
FIG. **7** is a bottom plan view thereof.

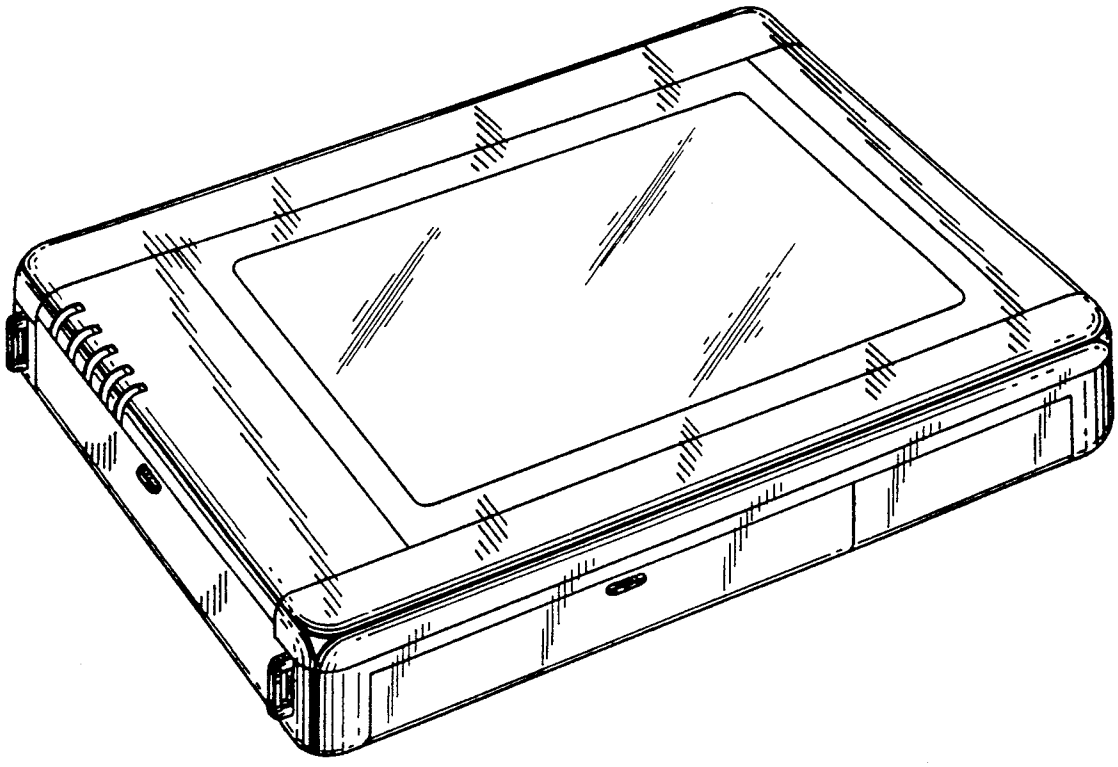

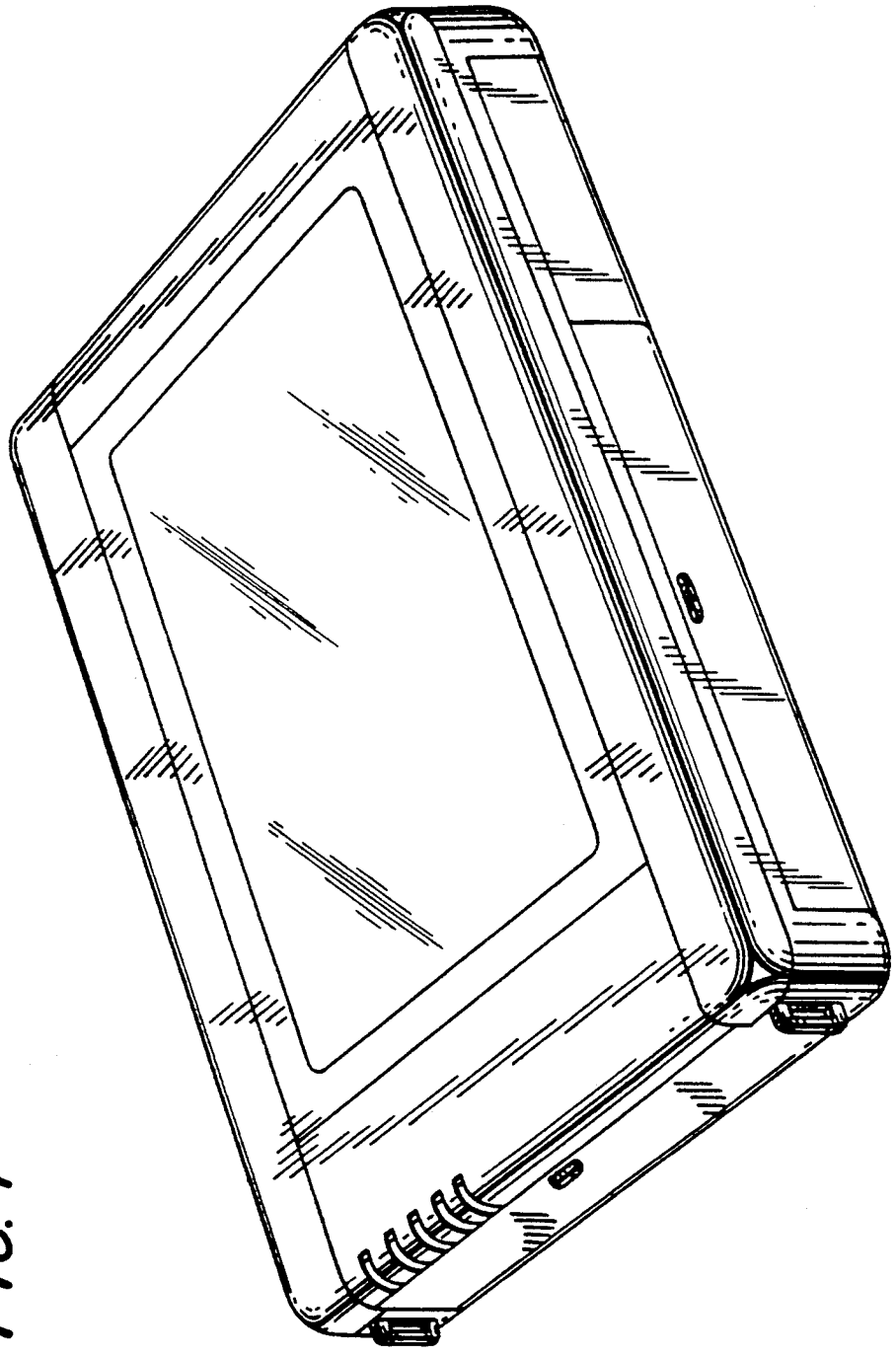

FIG. 1

FIG. 2

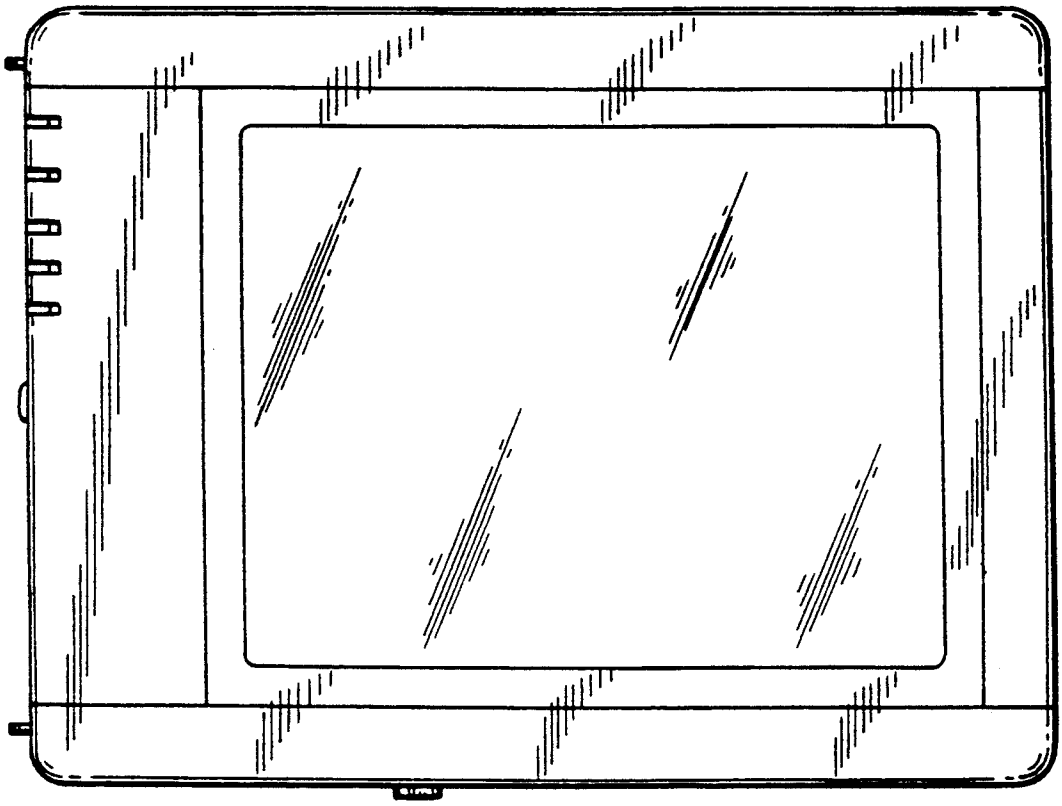

FIG. 3

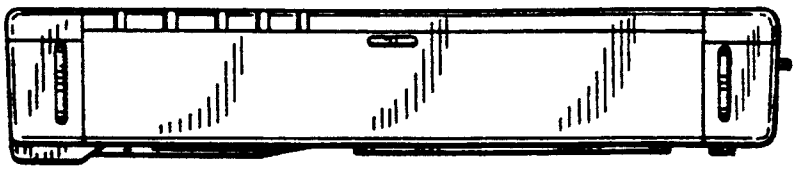

FIG. 4

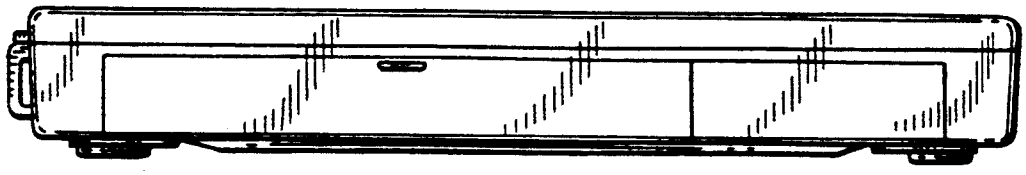

FIG. 5

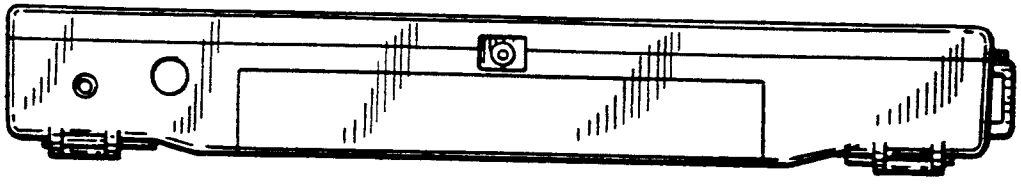

FIG. 6

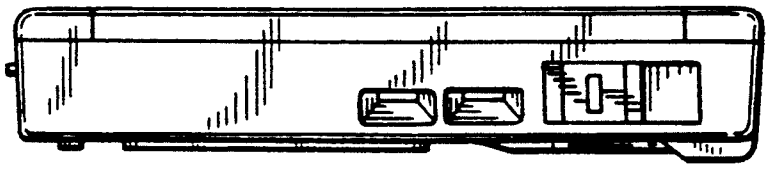

FIG. 7

