



(12) **United States Design Patent**
Fites et al.

(10) **Patent No.:** **US D779,660 S**
(45) **Date of Patent:** **** Feb. 21, 2017**

(54) **ABSORBENT ARTICLE SUBSTRATE WITH A PATTERN**

(71) Applicant: **The Procter & Gamble Company**,
Cincinnati, OH (US)

(72) Inventors: **Theodore Cory Fites**, Cincinnati, OH (US); **Rachael Eden Walther**, Union, KY (US); **John Andrew Strasemeier**, Aurora, IN (US); **Ann Cecilia Tapp**, West Chester, OH (US); **Jennifer Lynn DuSold**, Cincinnati, OH (US)

(73) Assignee: **The Procter & Gamble Company**,
Cincinnati, OH (US)

(**) Term: **15 Years**

(21) Appl. No.: **29/576,210**

(22) Filed: **Sep. 1, 2016**

Related U.S. Application Data

(62) Division of application No. 29/490,579, filed on May 12, 2014, now Pat. No. Des. 772,405.

(51) **LOC (10) Cl.** **24-04**

(52) **U.S. Cl.** **D24/126**

(58) **Field of Classification Search**

USPC D24/124-126; D5/55, 63
CPC A61F 13/476; A61F 13/4704; A61F 13/47245; A61F 13/4702; A61F 13/533; A61F 13/47263; A61F 13/15203; B32B 3/266; B41M 3/12; B41M 3/18; B44F 1/00; B44F 3/00; B44F 5/00; B44F 9/10; B44F 11/04; B44F 11/06; D03D 1/0047; D03D 25/003; D04H 1/00; D10B 2503/04; D21H 27/02

See application file for complete search history.

(56) **References Cited**

U.S. PATENT DOCUMENTS

D580,050 S 11/2008 Rinaldi et al.
D597,665 S 8/2009 Rinaldi et al.
2005/0217791 A1 10/2005 Costello et al.

FOREIGN PATENT DOCUMENTS

WO WO 2004/078247 A2 5/2014

Primary Examiner — Michael A. Pratt

Assistant Examiner — Michelle E Wilson

(74) *Attorney, Agent, or Firm* — Andrew A Paul

(57) **CLAIM**

The ornamental design for an absorbent article substrate with a pattern, as shown and described.

DESCRIPTION

FIG. 1 is a front view of an embodiment of an absorbent article substrate with a pattern;

FIG. 2 is a rear view of the embodiments of an absorbent article substrate with a pattern shown in FIG. 1;

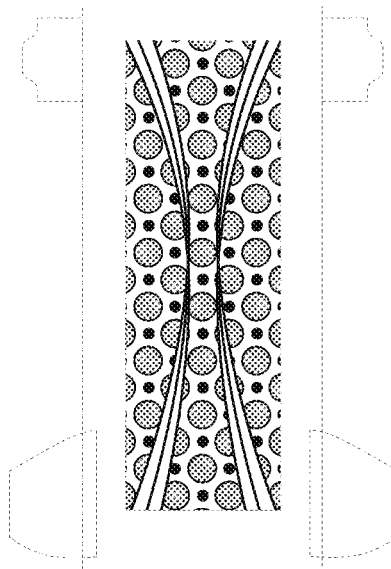
FIG. 3 is a top end view of the embodiments of an absorbent article substrate with a pattern shown in FIG. 1;

FIG. 4 is a left side view of the embodiments of an absorbent article substrate with a pattern shown in FIG. 1;

FIG. 5 is a right side view of the embodiments of an absorbent article substrate with a pattern shown in FIG. 1; and,

FIG. 6 is a bottom end view of the embodiments of an absorbent article substrate with a pattern shown in FIG. 1. The broken lines, including those showing the diaper tabs and ears, are included for the purpose of illustrating environment and form no part of the claimed design.

1 Claim, 3 Drawing Sheets



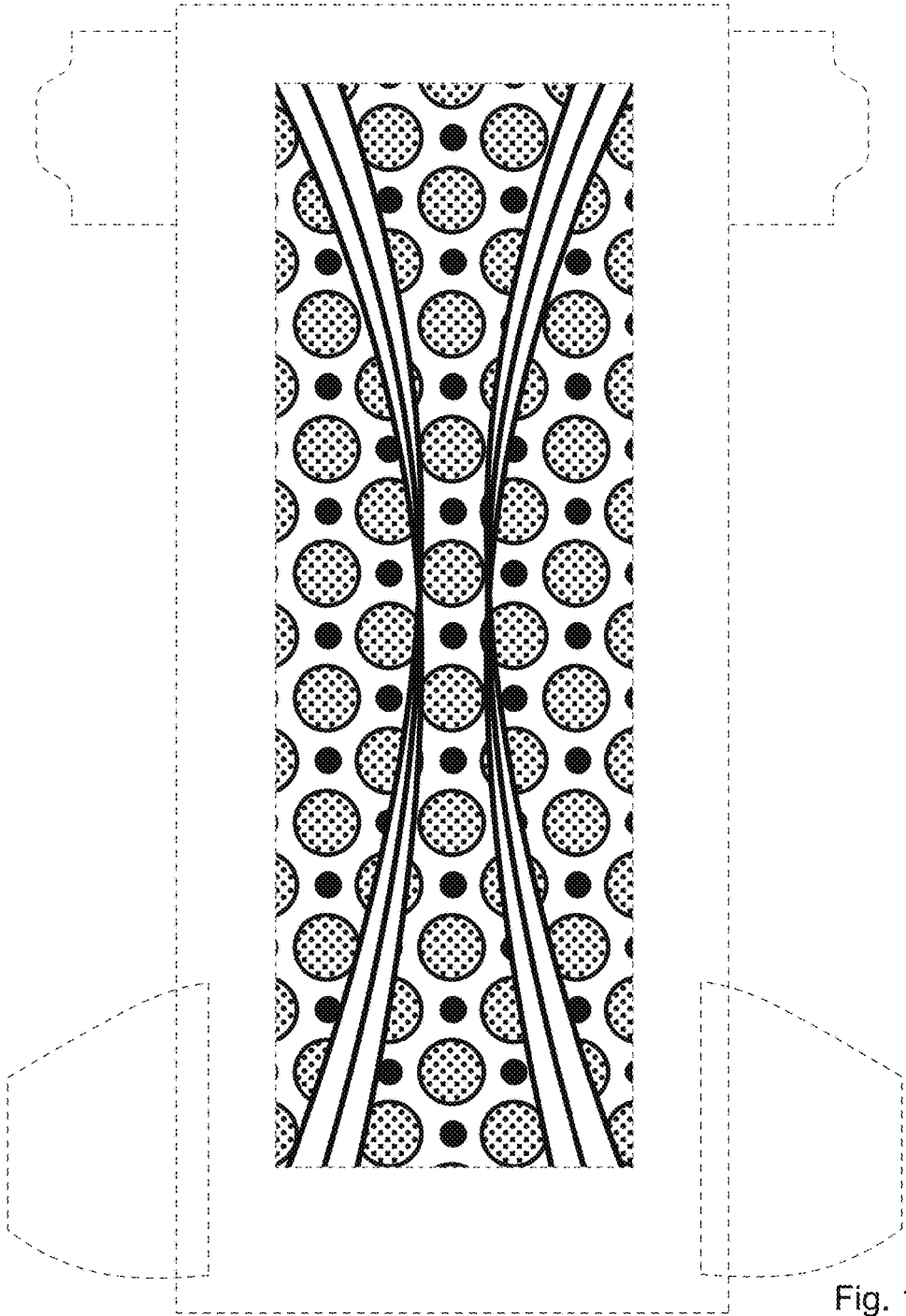


Fig. 1

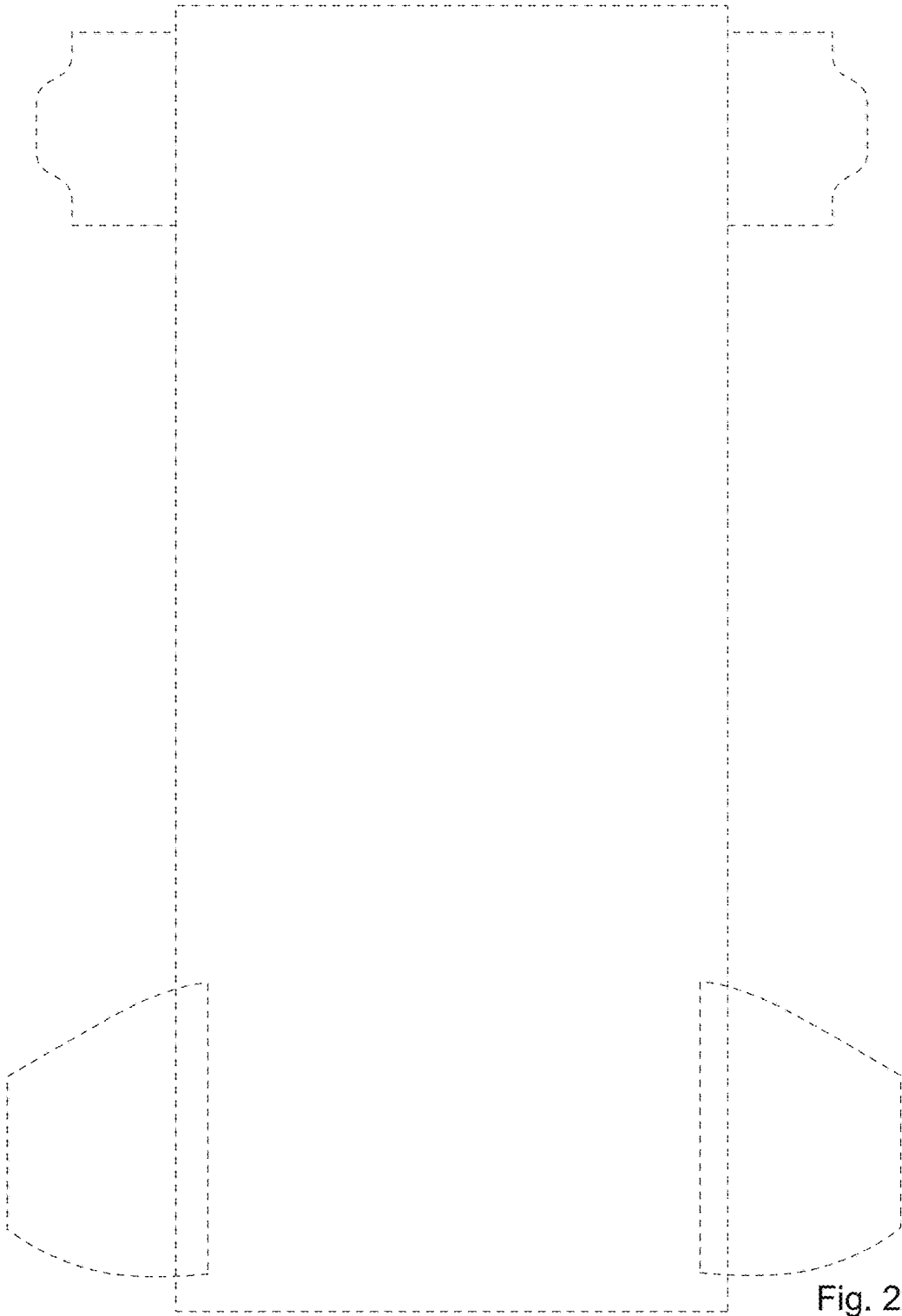


Fig. 2



Fig. 3



Fig. 4



Fig. 5



Fig. 6