



US00D650646S

(12) **United States Design Patent**
Weng et al.

(10) **Patent No.:** **US D650,646 S**

(45) **Date of Patent:** **** Dec. 20, 2011**

(54) **UNIVERSAL WRENCH**

(76) Inventors: **Lin Lin Weng**, Ontario, CA (US);
Hengjian Weng, Jiangdu (CN)

(**) Term: **14 Years**

(21) Appl. No.: **29/373,136**

(22) Filed: **Mar. 7, 2011**

(51) **LOC (9) Cl.** **08-05**

(52) **U.S. Cl.** **D8/22; D8/25**

(58) **Field of Classification Search** D8/17,
D8/21-29, 97, 107; 81/60, 177.1, 177.85,
81/121.1, 124.3, 165-170, 110.1, 176.2,
81/124.6, 176.1, 176.15, 177.2, 186; 16/110.1;
D15/144.1; 219/75, 227, 229, 121.16, 121.18
See application file for complete search history.

(56) **References Cited**

U.S. PATENT DOCUMENTS

6,314,842	B1	*	11/2001	Hsieh	81/170
D465,706	S	*	11/2002	Ravaillault	D8/22
D481,597	S	*	11/2003	Hsieh	D8/22
D597,808	S	*	8/2009	Lee et al.	D8/22

D599,179	S	*	9/2009	Robinson et al.	D8/22
D604,130	S	*	11/2009	Macor	D8/22
2003/0079570	A1	*	5/2003	Chen	81/60
2003/0080076	A1	*	5/2003	Hu	211/70.6
2004/0163503	A1	*	8/2004	Hsien	81/177.8
2010/0018357	A1	*	1/2010	Hu	81/63.1

* cited by examiner

Primary Examiner — Raphael Barkai

Assistant Examiner — Randall H Gholson

(74) *Attorney, Agent, or Firm* — Raymond Y. Chan; David and Raymond Patent Firm

(57) **CLAIM**

The ornamental design for a universal wrench, as shown and described.

DESCRIPTION

FIG. 1 is a perspective view of universal wrench showing my new design.

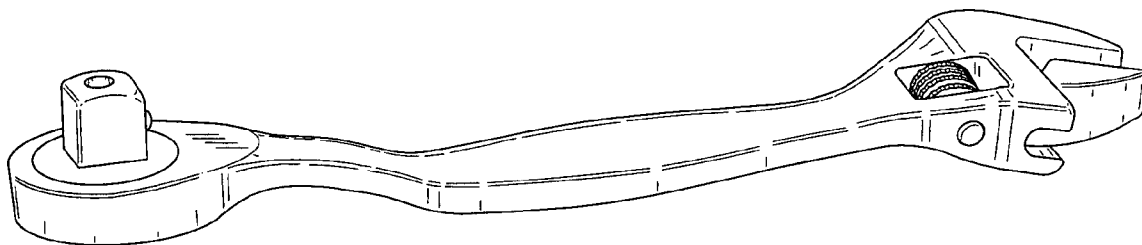
FIG. 2 is a top view thereof.

FIG. 3 is a bottom view thereof.

FIG. 4 is a right view thereof; and,

FIG. 5 is a left view thereof.

1 Claim, 5 Drawing Sheets



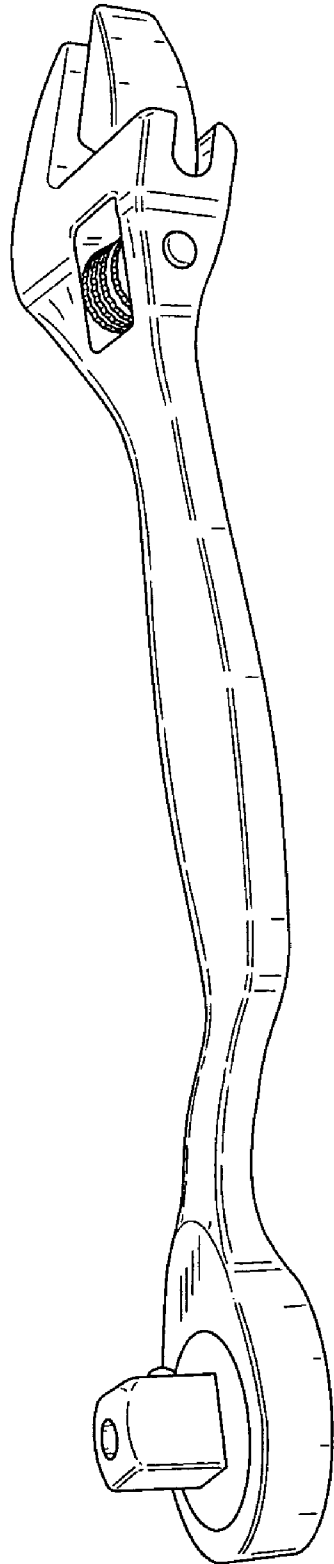


FIG.1

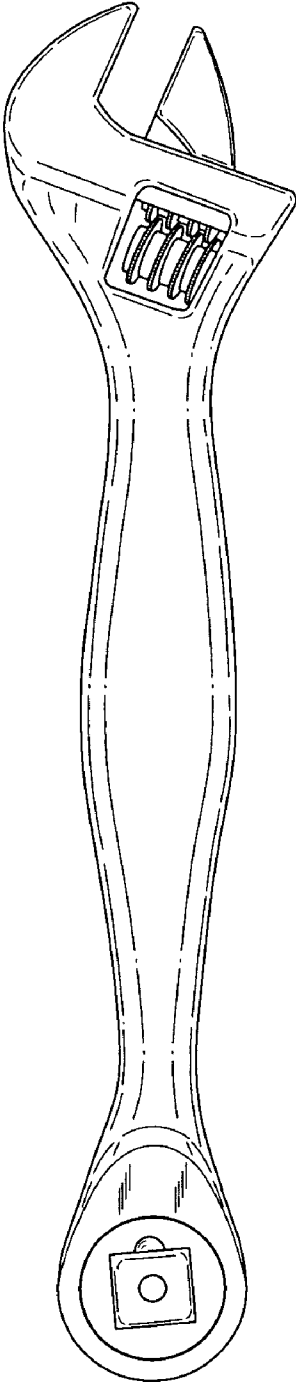


FIG. 2

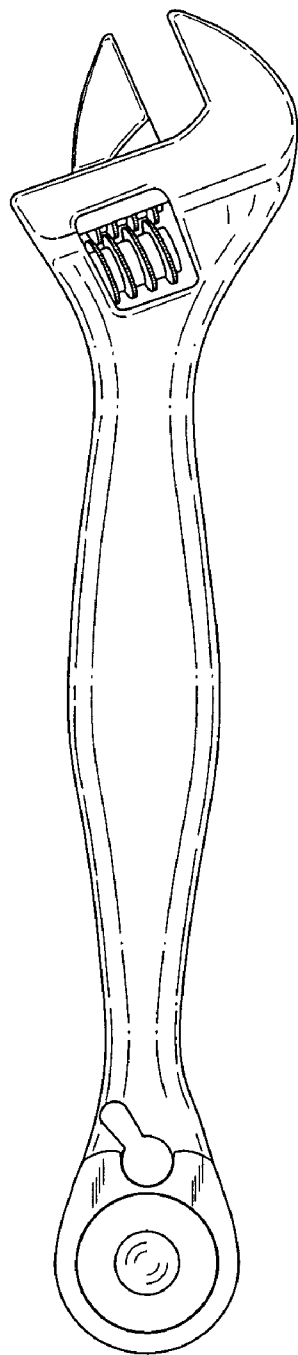


FIG. 3

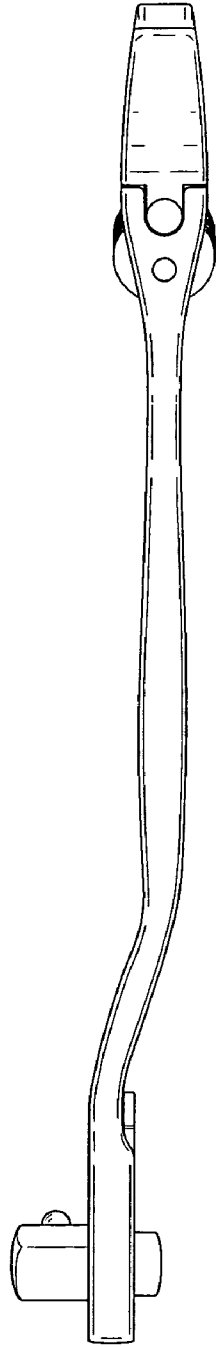


FIG.4

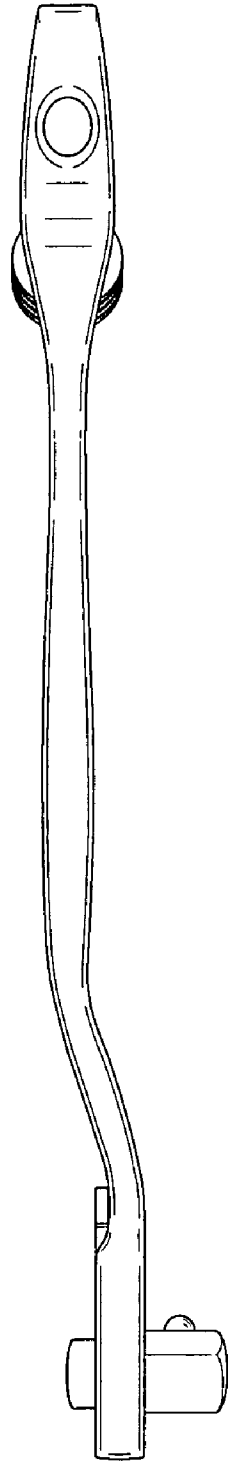


FIG. 5