



US00D764700S

(12) **United States Design Patent**  
**Chen**

(10) **Patent No.:** **US D764,700 S**

(45) **Date of Patent:** **\*\* Aug. 23, 2016**

(54) **SECURITY LIGHT**

(71) Applicant: **Chia-Teh Chen**, Taipei (TW)

(72) Inventor: **Chia-Teh Chen**, Taipei (TW)

(\*\*) Term: **15 Years**

(21) Appl. No.: **29/527,816**

(22) Filed: **May 21, 2015**

(51) **LOC (10) Cl.** ..... **26-03**

(52) **U.S. Cl.**  
USPC ..... **D26/118**

(58) **Field of Classification Search**

USPC ..... D26/24, 51, 61, 63, 65, 72, 80, 118  
CPC ..... F21S 8/04; F21S 8/00; F21V 21/00;  
F21V 17/02; F21V 14/02; F21V 21/30;  
F21V 21/14; F21V 21/26; F21W 2131/10  
See application file for complete search history.

(56) **References Cited**

**U.S. PATENT DOCUMENTS**

5,649,761 A \* 7/1997 Sandell ..... F21V 17/02  
362/276  
D742,053 S \* 10/2015 Sussman ..... D26/63  
D745,201 S \* 12/2015 Lee ..... D26/63

\* cited by examiner

*Primary Examiner* — Brian N Vinson

(74) *Attorney, Agent, or Firm* — Li & Cai Intellectual Property (USA) Office

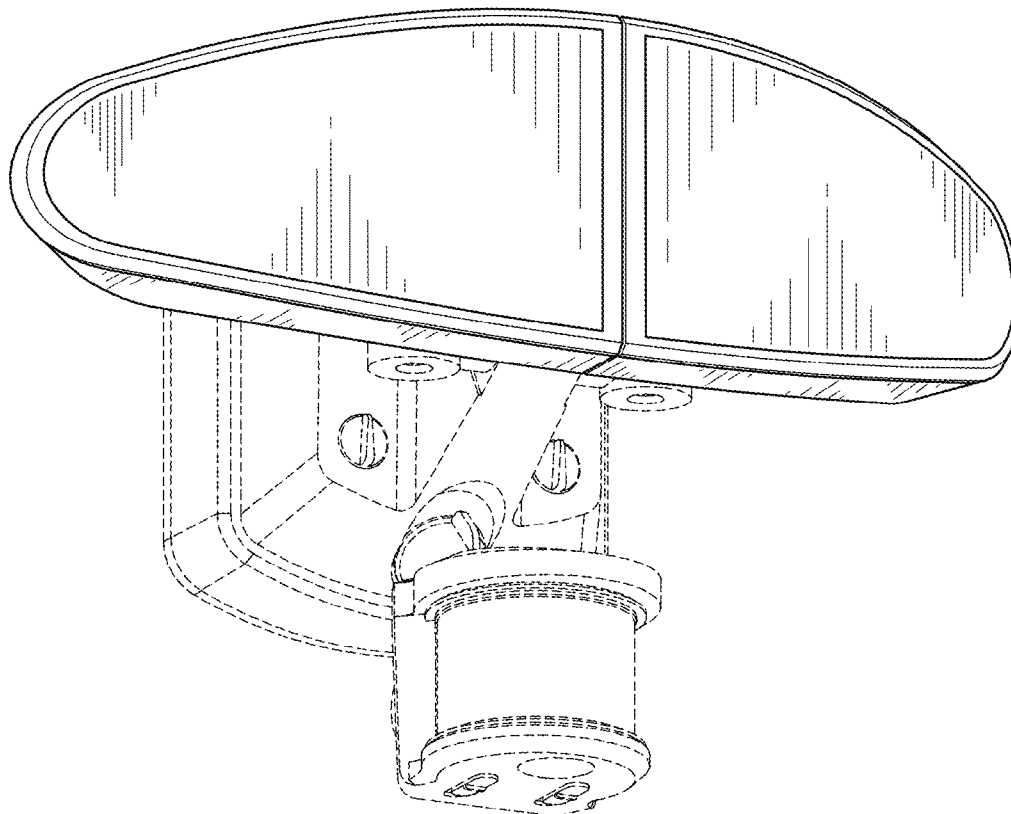
(57) **CLAIM**

The ornamental design for a “security light,” as shown and described.

**DESCRIPTION**

FIG. 1 is a perspective view of a security light showing our new design;  
FIG. 2 is a front view thereof;  
FIG. 3 is a rear view thereof;  
FIG. 4 is a left side view thereof;  
FIG. 5 is a right side view thereof;  
FIG. 6 is a top view thereof; and,  
FIG. 7 is a bottom view thereof.  
The broken line showing of the environment is for illustrative purposes only and forms no part of the claimed design.

**1 Claim, 7 Drawing Sheets**



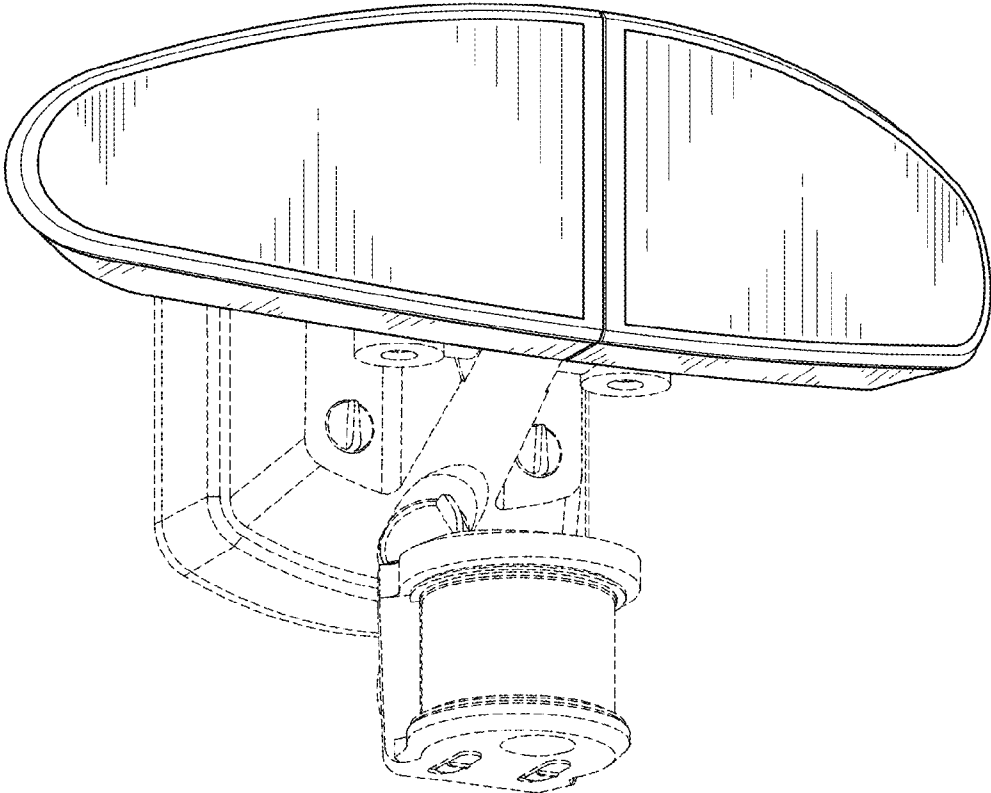


FIG.1

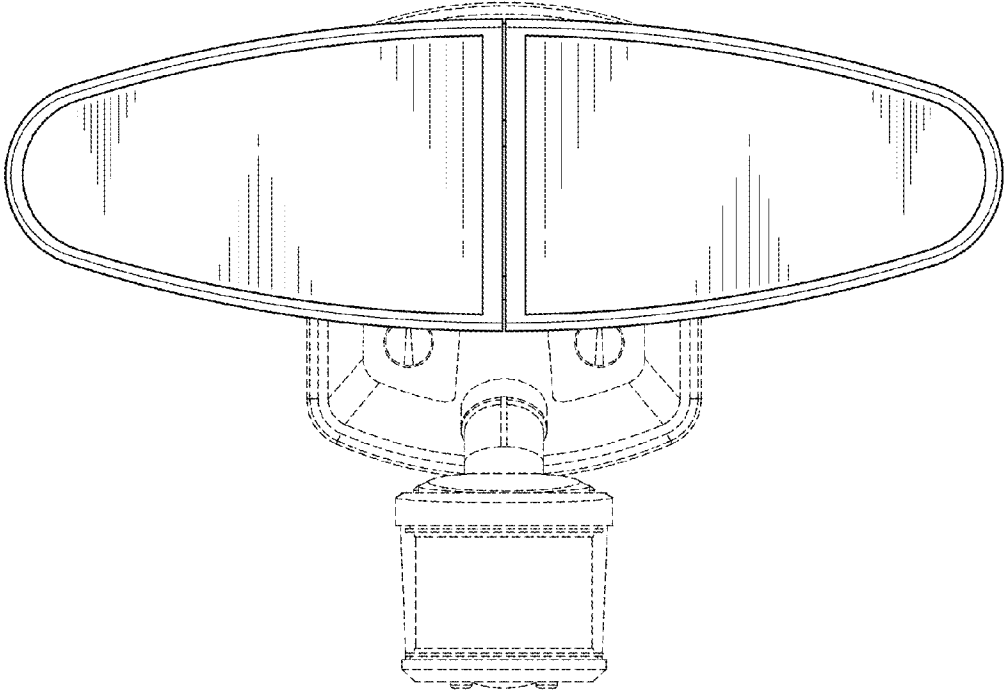


FIG.2

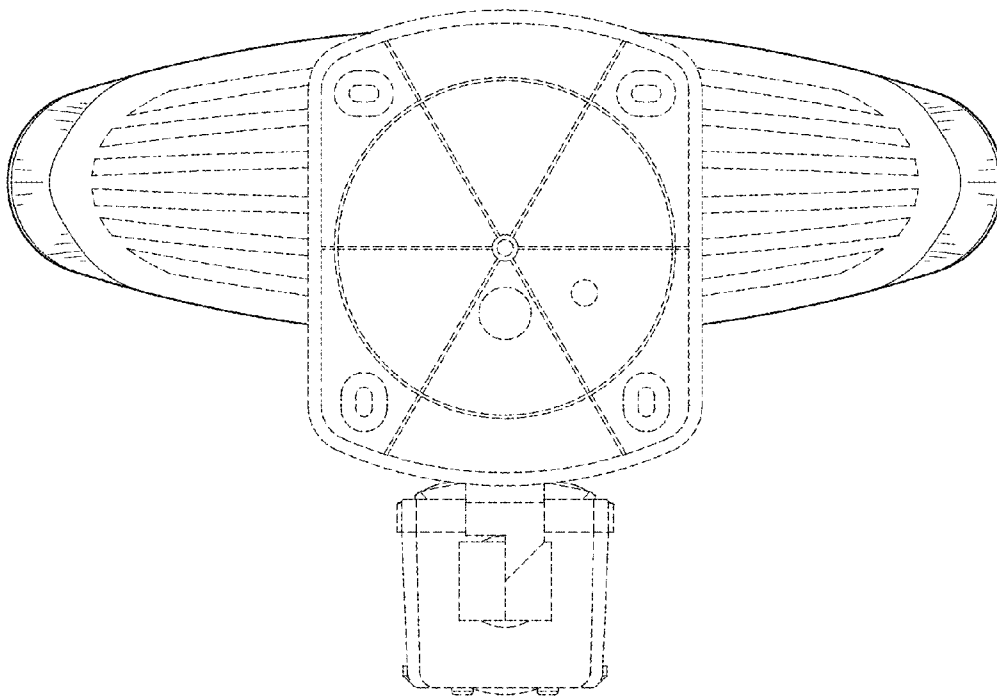


FIG.3

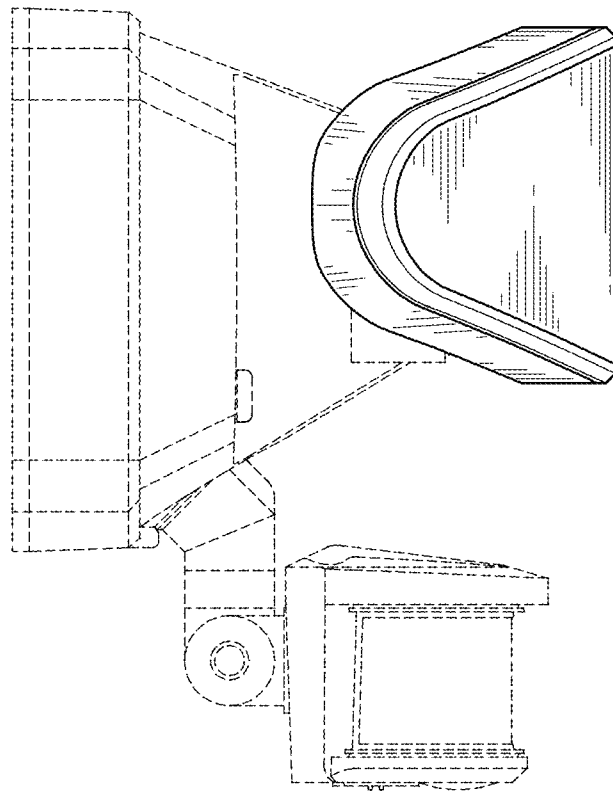


FIG.4

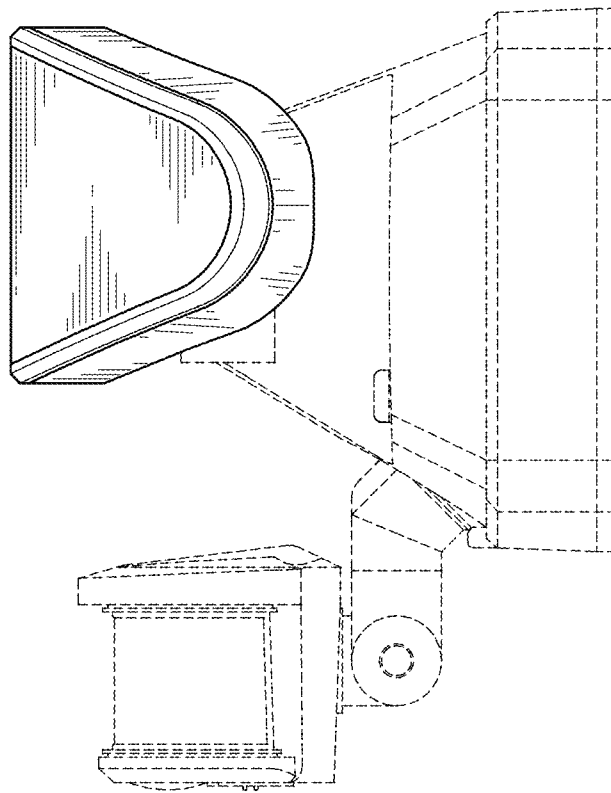


FIG.5

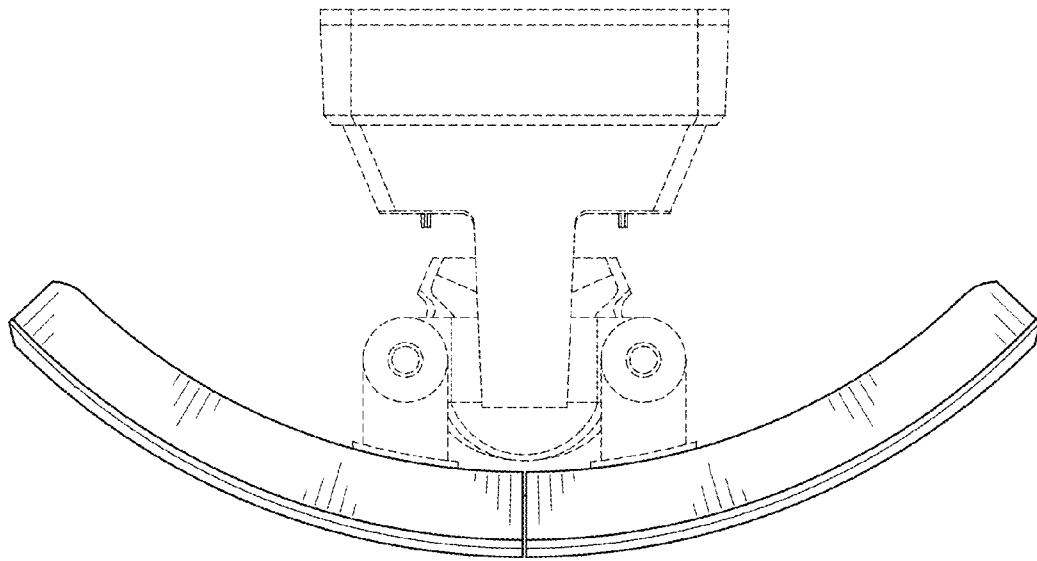


FIG.6

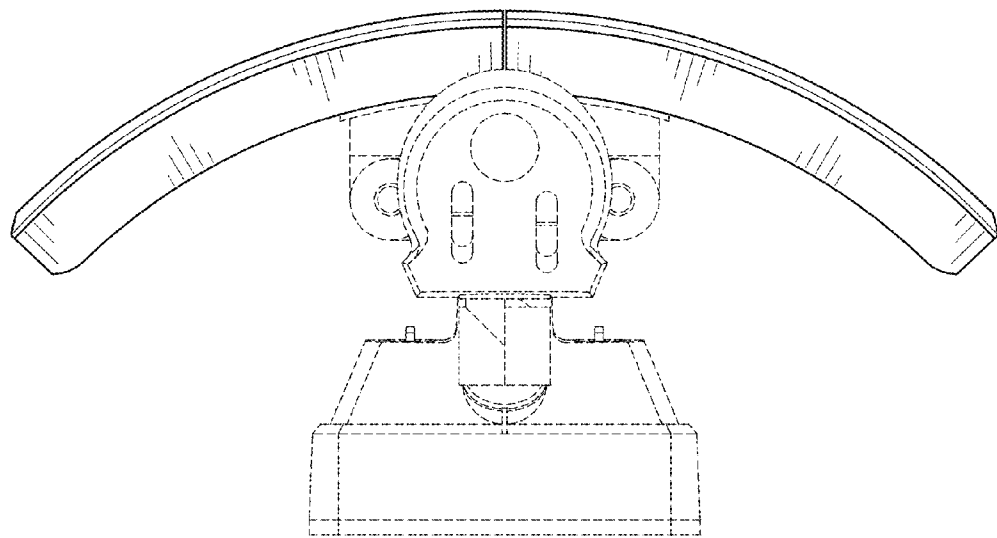


FIG.7