US00D354877S

United States Patent [19]

Davis et al.

[11] Patent Number: Des. 354,877

[45] Date of Patent: ** Jan. 31, 1995

[54] **AUDIOCASSETTE STORAGE UNIT**

[75] Inventors: **Gregg M. Davis**, Columbus; **Jeffery T. DeBord**, Worthington, both of Ohio

[73] Assignee: **Alpha Enterprises, Inc.**, North Canton, Ohio

[**] Term: **14 Years**

[21] Appl. No.: **911,314**

[22] Filed: **Jul. 10, 1992**

[52] **U.S. Cl.** **D6/629**; D6/468; D6/407

[58] **Field of Search** D6/396, 405, 406, 407, D6/465, 466, 467, 468, 626–635; D19/75, 83, 86, 91; D14/121; 211/40, 41, 42; 206/387

[56] **References Cited**

U.S. PATENT DOCUMENTS

D. 230,527	2/1974	Berkman	D6/631
D. 259,450	6/1981	Veralund	D6/629
D. 264,771	6/1982	Berkman	D6/631
D. 276,574	12/1984	Ackeret	D6/628
D. 281,207	11/1985	Armbruster	D6/631
D. 289,342	4/1987	Reichow	D6/629
D. 298,287	11/1988	Stravitz	D6/407
D. 306,663	3/1990	Larsen	206/387 X
D. 321,279	11/1991	Mark	D6/631
D. 346,510	5/1994	Long et al.	D6/407

Primary Examiner—Alan P. Douglas
Assistant Examiner—S. Snapp
Attorney, Agent, or Firm—Michael Sand Co.

[57] **CLAIM**

The ornamental design for an audiocassette storage unit, as shown and described.

DESCRIPTION

FIG. **1** is an enlarged top, front and right side perspective view of an audiocassette storage unit showing our new design;
FIG. **2** is a top plan view thereof;
FIG. **3** is a bottom plan view thereof;
FIG. **4** is a front elevational view thereof;
FIG. **5** is a left hand side elevational view thereof, the right being a mirror image thereof; and,
FIG. **6** is a back plan view thereof.

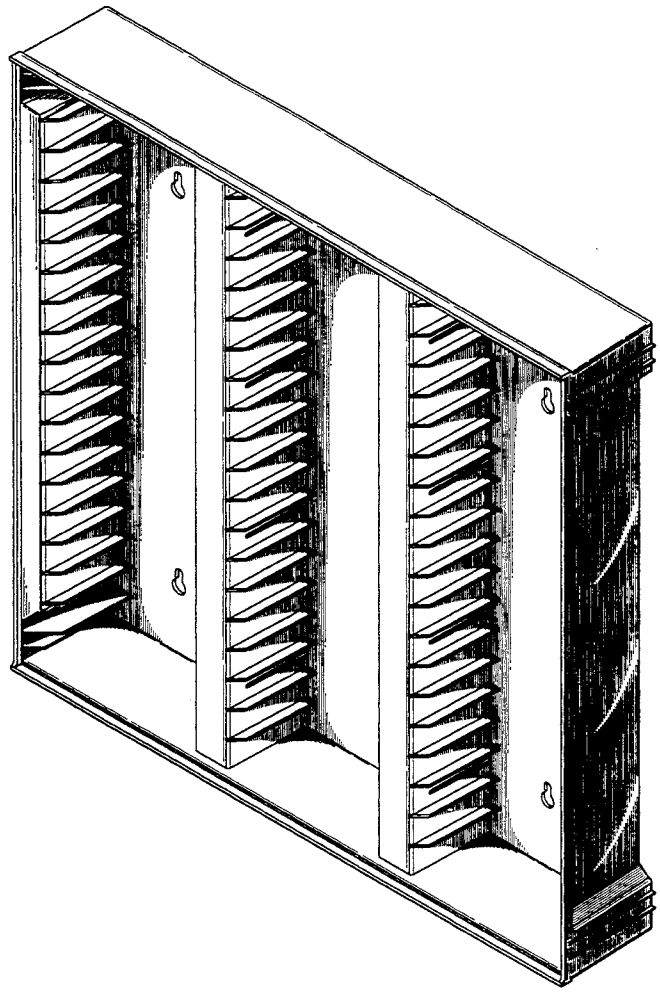

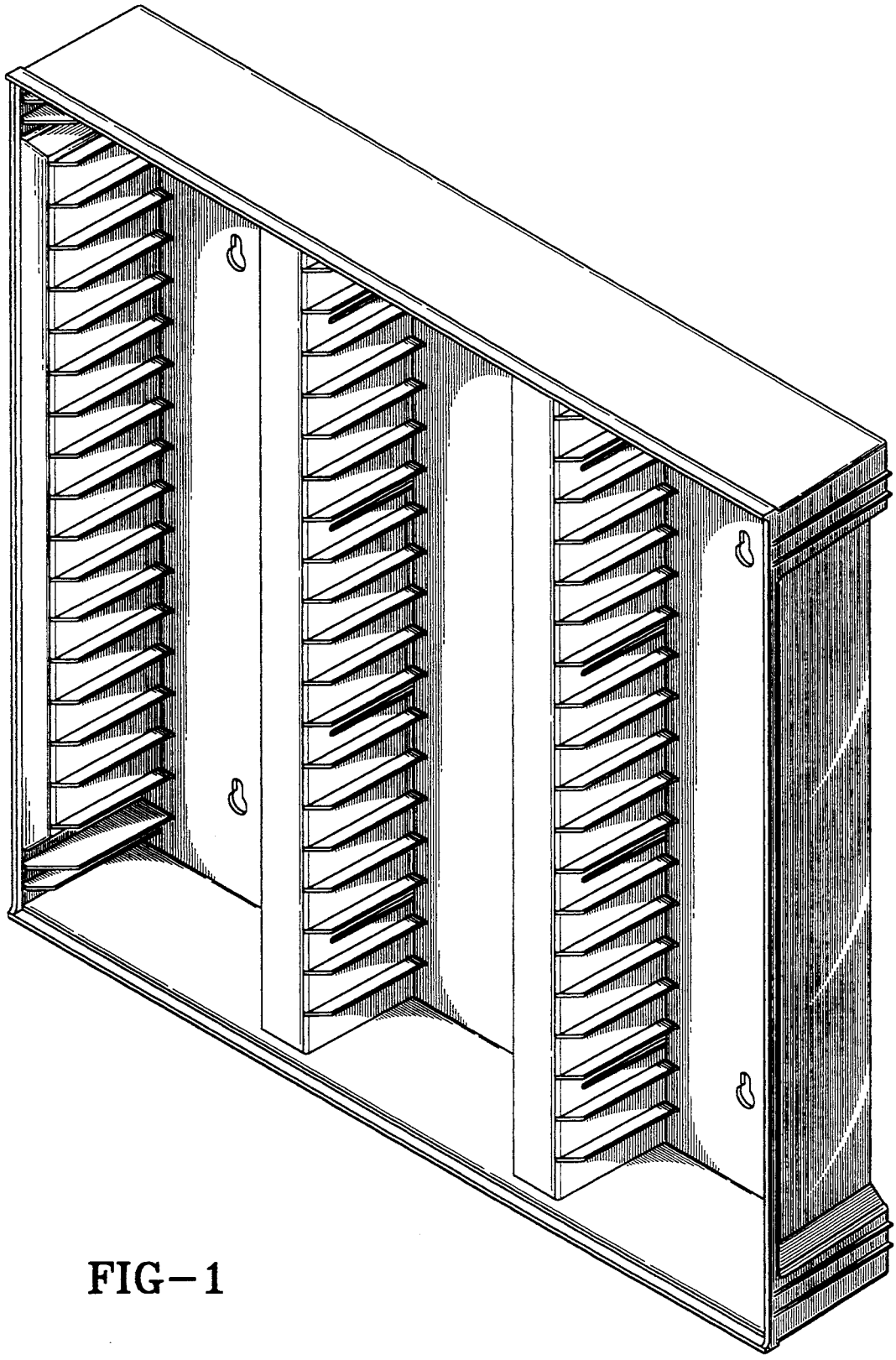

FIG–1

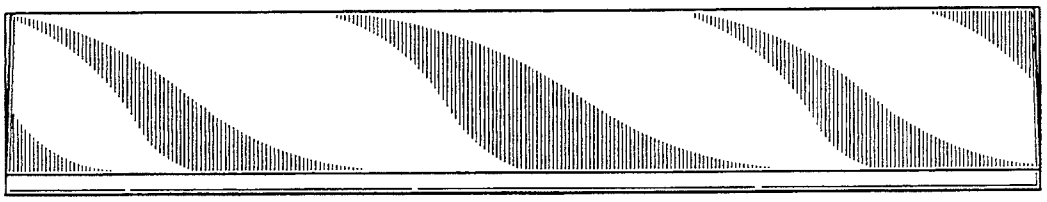

FIG–2

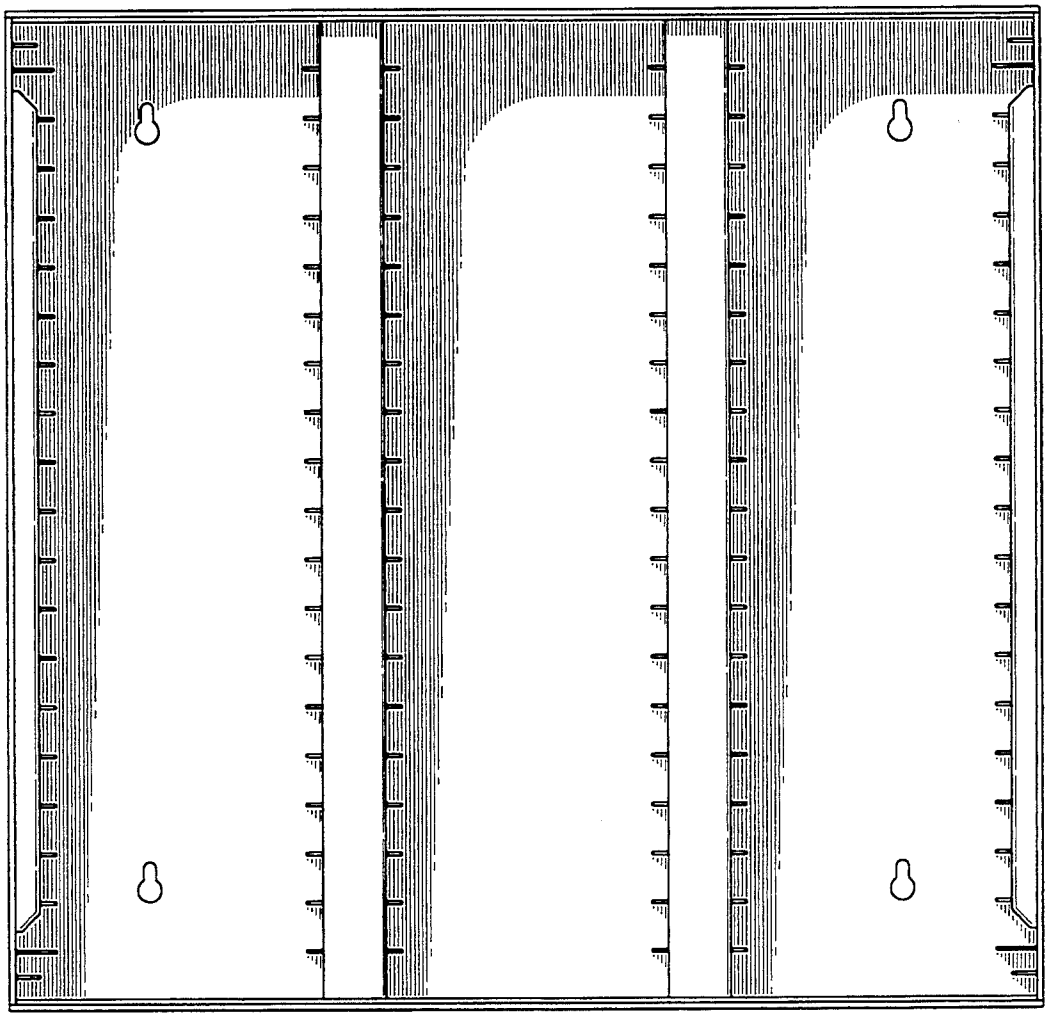

FIG–4

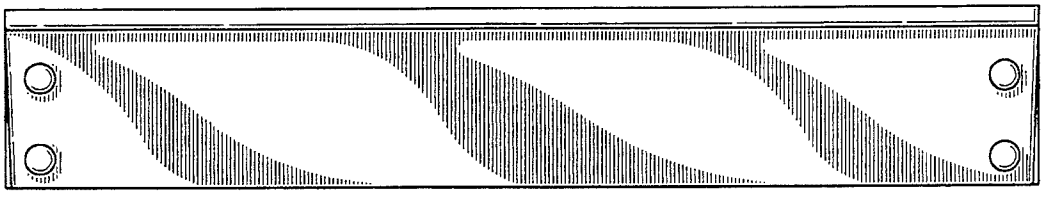

FIG–3

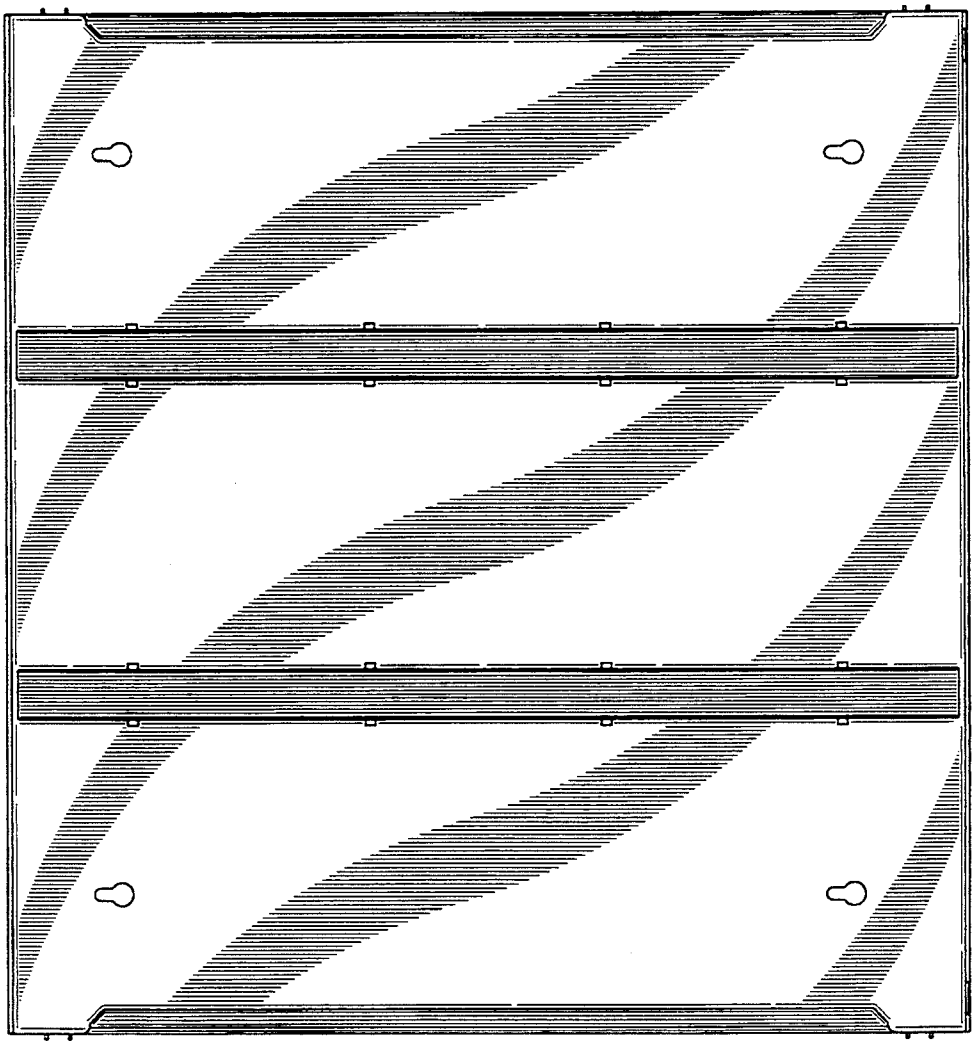

FIG—6



FIG—5