



US 20030190644A1

(19) **United States**

(12) **Patent Application Publication**
Braun et al.

(10) **Pub. No.: US 2003/0190644 A1**

(43) **Pub. Date: Oct. 9, 2003**

(54) **METHODS FOR GENERATING DATABASES
AND DATABASES FOR IDENTIFYING
POLYMORPHIC GENETIC MARKERS**

(76) Inventors: **Andreas Braun**, San Diego, CA (US);
Yip Ping, San Diego, CA (US)

Correspondence Address:

Stephanie Seidman

Heller Ehrman White & McAuliffe LLP

7th Floor

4350 La Jolla Village Drive

San Diego, CA 92122 (US)

(60) Provisional application No. 60/217,658, filed on Jul.
10, 2000. Provisional application No. 60/159,176,
filed on Oct. 13, 1999. Provisional application No.
60/217,251, filed on Jul. 10, 2000.

Publication Classification

(51) **Int. Cl.⁷** **C12Q 1/68**; G06F 19/00;
G01N 33/48; G01N 33/50

(52) **U.S. Cl.** **435/6**; 702/20

(57) **ABSTRACT**

(21) Appl. No.: **10/272,756**

(22) Filed: **Oct. 15, 2002**

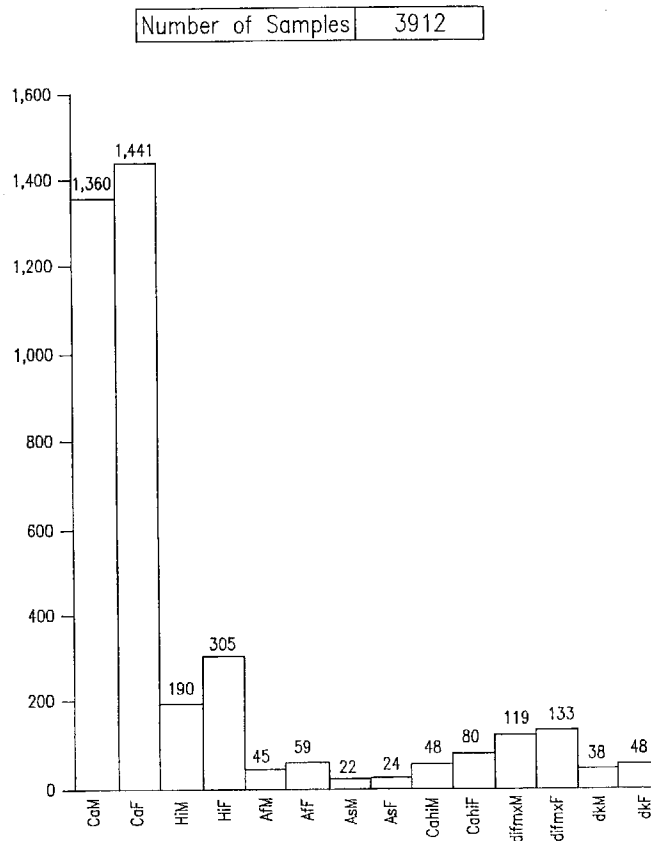
Related U.S. Application Data

(60) Division of application No. 09/687,483, filed on Oct.
13, 2000.

Continuation-in-part of application No. 09/663,968,
filed on Sep. 19, 2000.

A high throughput method of determining frequencies of
genetic variations is provided. The method includes steps of
selecting a healthy target population and a genetic variation
to be assessed; pooling a plurality of samples of biopolymers
obtained from members of the population; determining or
detecting the biopolymer that comprises the variation by
mass spectrometry; obtaining a mass spectrum or a digital
representation thereof; and determining the frequency of the
variation in the population.

DNA Bank



DNA Bank

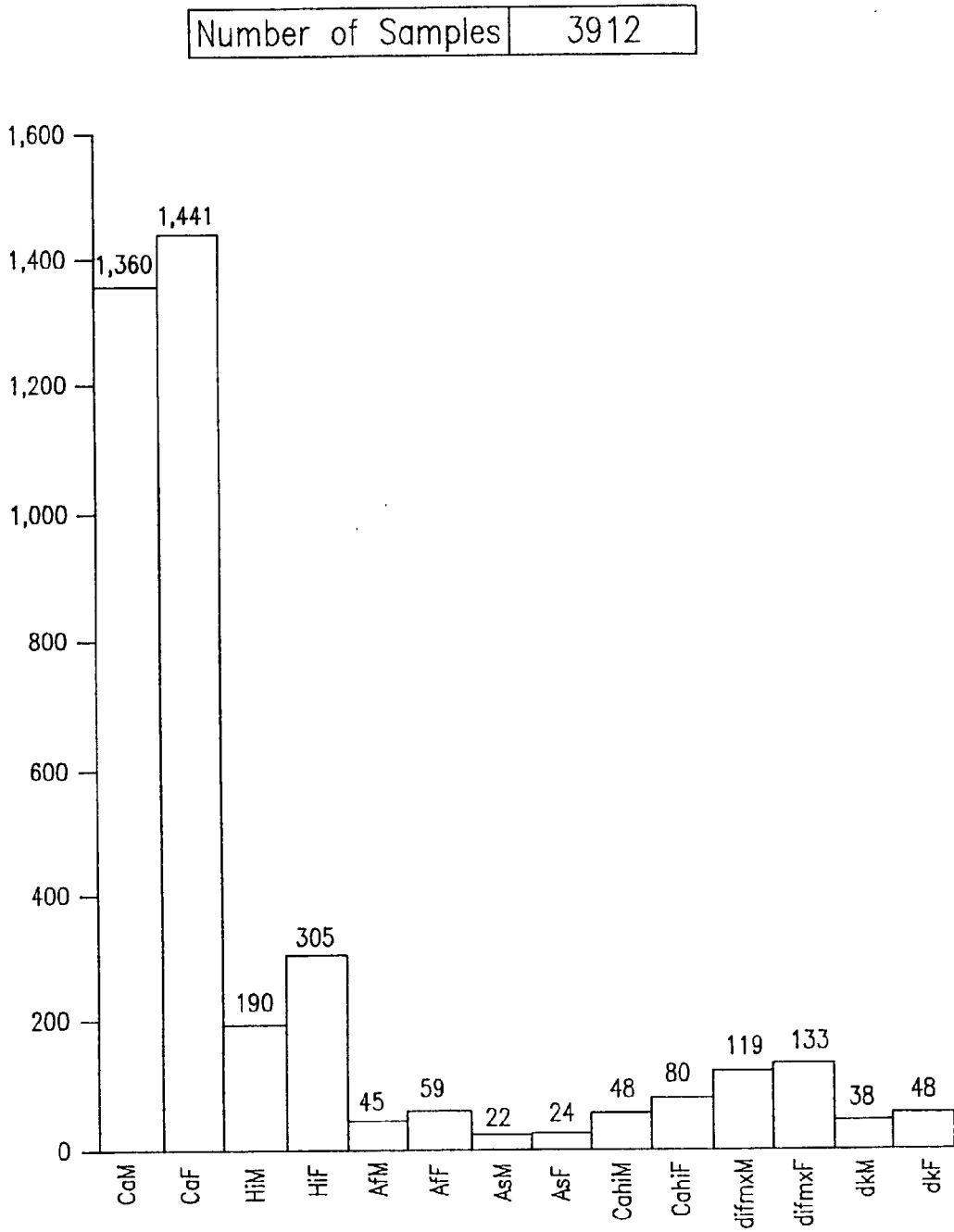


FIG. 1A

Caucasians

Number of Samples	2801
-------------------	------

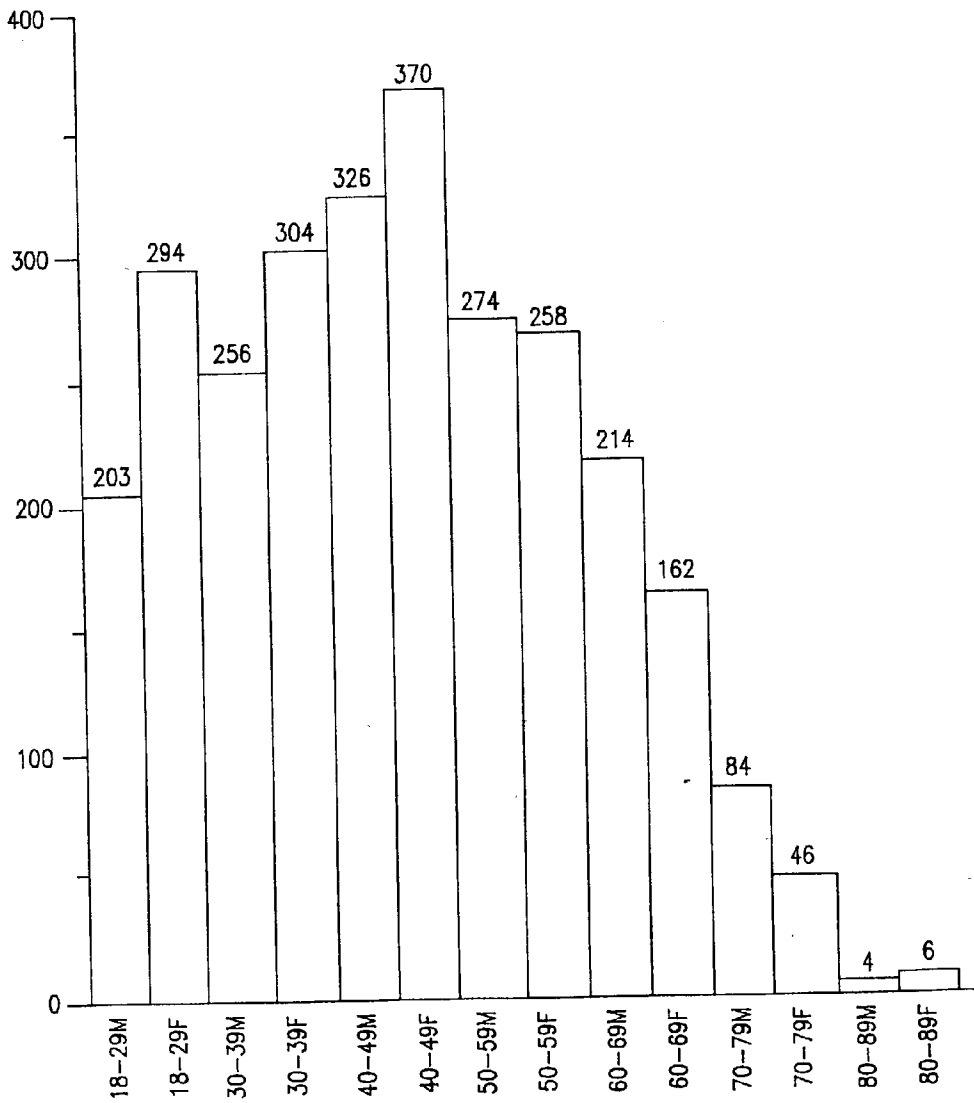


FIG. 1B

Number of Samples	495
-------------------	-----

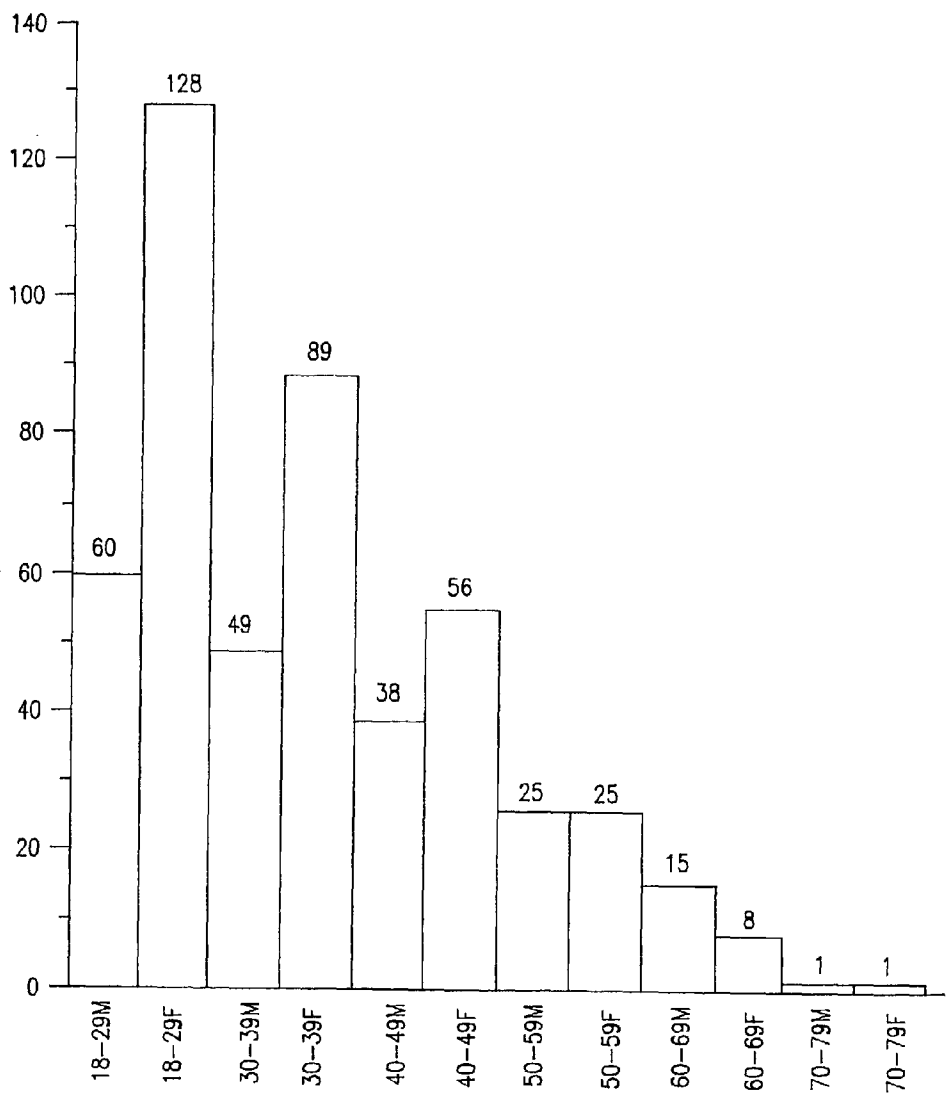
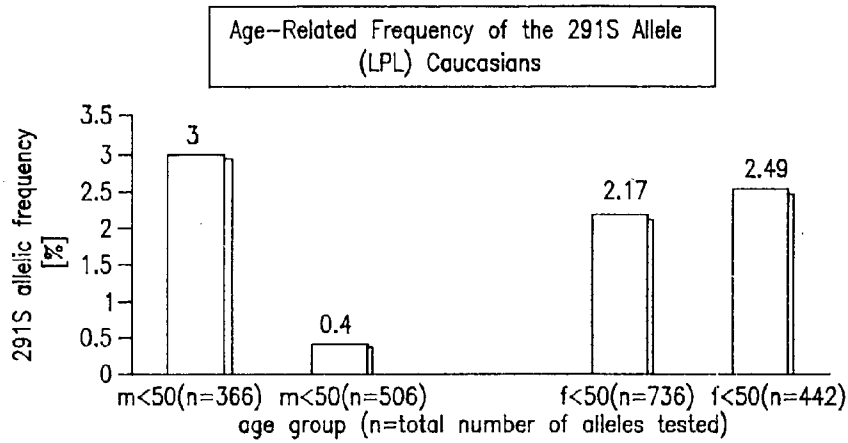
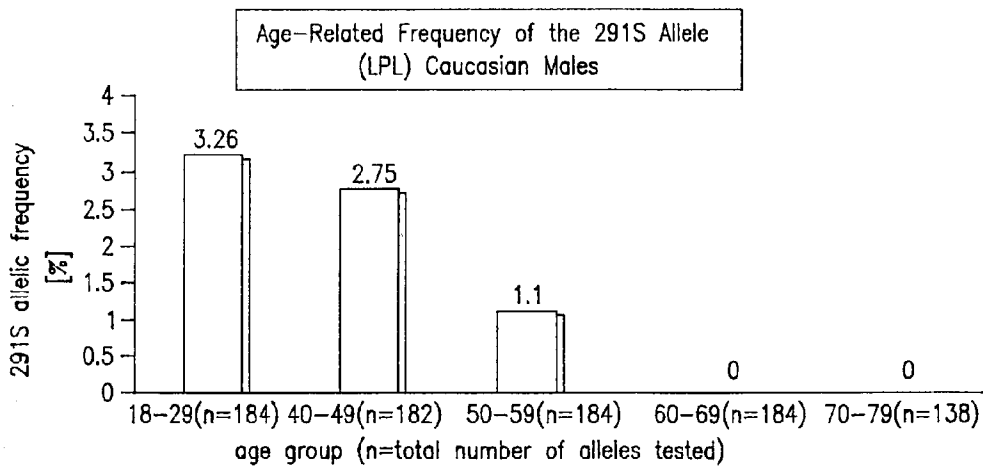


FIG. 1C



age- and sex-distribution of the 291S allele of the lipoprotein lipase gene. A total of 436 males and 586 females were investigated.

FIG. 2A

Age-related distribution of the 291S allele of the lipoprotein lipase gene within the male Caucasian population. A total of 436 males were tested.

FIG. 2B

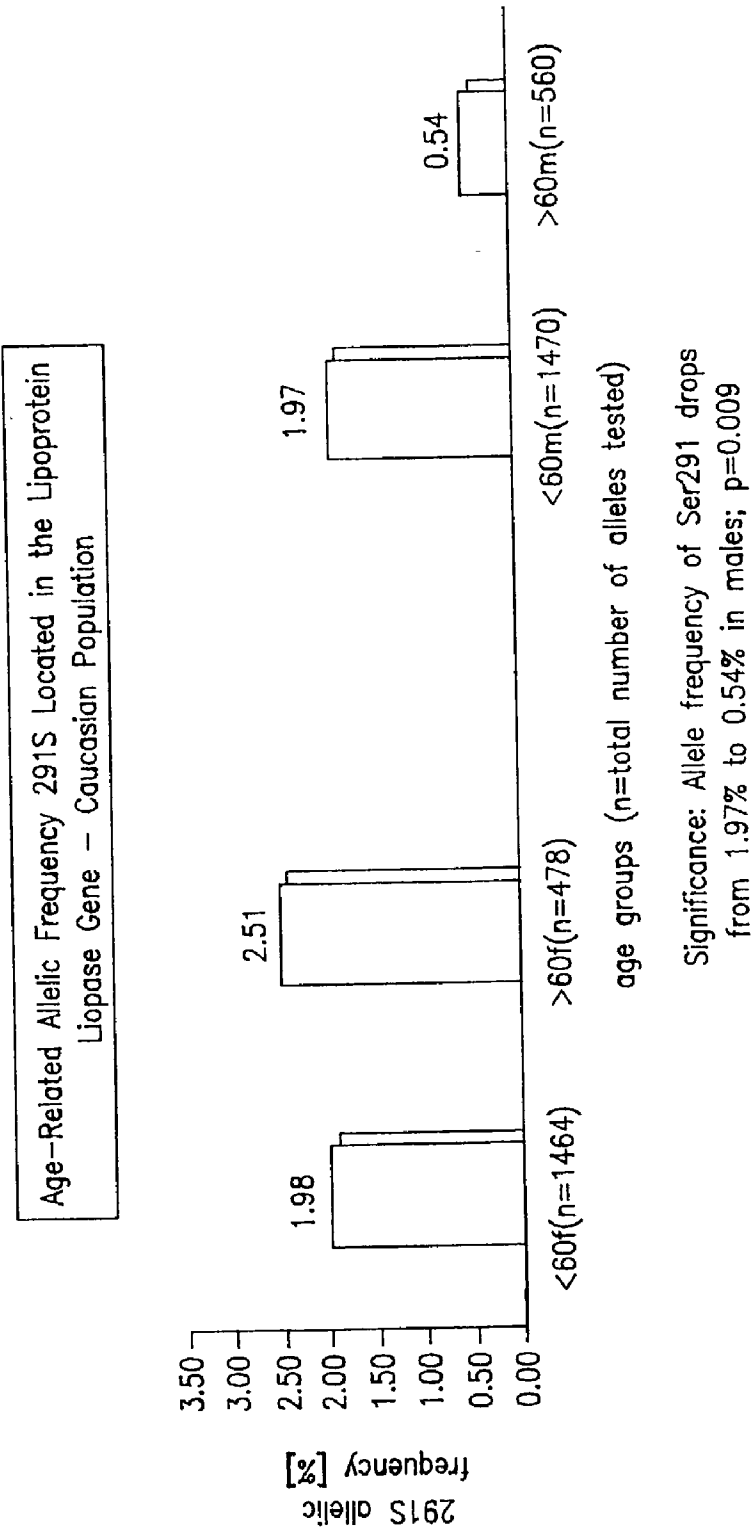


FIG. 2C

Questionnaire for
Population-Based
Sample Banking

Data Collection Form

Collection Information

Consent Form Signed Yes No

Date of Collection (MM/DD/YY)___/___/98

Time of Sample Collection(nearest hour in 24 hour clock format)_____

Initials of Data Collector_____Collecting Agency_____

(DO NOT COMPLETE: (For Date Entry Only)Sample_____intact_____lost_____broken

Affix Barcode Here

Donor information

Sex: ☐ Male ☐ Female

Date of Birth (MM/YY)___/___

In which state do you live? _____ How long have you lived there ? _____ Years

What is your highest grade you completed in school?

☐ less than 8th grade ☐ 8th,9th,10th or 11th grade ☐ high school graduate or equivalency☐ some college 2 yr degree ☐ college graduate 4 yr degree ☐ post graduate education or degree

To the best of your knowledge what is the Ethnic Origin of your:

Father Mother

- | | | |
|--------------------------|--------------------------|---|
| <input type="checkbox"/> | <input type="checkbox"/> | Caucasian (please check specific geographic area below if known) |
| <input type="checkbox"/> | <input type="checkbox"/> | Northern Europe (Austria,Denmark,Finland,France,Germany,Netherlands,Norway,Sweden,Switzerland,U.K.) |
| <input type="checkbox"/> | <input type="checkbox"/> | Southern Europe (Greece,Italy,Spain) |
| <input type="checkbox"/> | <input type="checkbox"/> | Eastern Europe (Czechoslovakia,Hungary,Poland,Russia,Yugoslavia) |
| <input type="checkbox"/> | <input type="checkbox"/> | Middle Eastern (Israel,Egypt,Iran,Iraq,Jordan,Syria, other Arab States) |
| <input type="checkbox"/> | <input type="checkbox"/> | African-American |
| <input type="checkbox"/> | <input type="checkbox"/> | Hispanic (please check specific geographic area below if known) |
| <input type="checkbox"/> | <input type="checkbox"/> | Mexico |
| <input type="checkbox"/> | <input type="checkbox"/> | Central America,South American |
| <input type="checkbox"/> | <input type="checkbox"/> | Cuba,Puerto Rico, other Caribbean |
| <input type="checkbox"/> | <input type="checkbox"/> | Asian (please check specific geographic area below if known) |
| <input type="checkbox"/> | <input type="checkbox"/> | Japanese |
| <input type="checkbox"/> | <input type="checkbox"/> | Chinese |
| <input type="checkbox"/> | <input type="checkbox"/> | Korean |
| <input type="checkbox"/> | <input type="checkbox"/> | Vietnamese |
| <input type="checkbox"/> | <input type="checkbox"/> | other Asian |
| <input type="checkbox"/> | <input type="checkbox"/> | Other _____ |
| <input type="checkbox"/> | <input type="checkbox"/> | Don't know |

Health information: Have you or has anyone in your immediate family(parents,brothers,sisters, or your children) had the following? Check all that apply

Disease: You Mother Father Sister Brother Child

Heart Disease Stroke or Arteriosclerosis
Cancer (Specify type if known)
Alzheimer's Disease or Dementia
Chronic inflammatory or Autoimmune Disease
Nervous System Disease like Multiple Sclerosis
Other (please specify)

Additional health information details you would like to provide:

FIG. 3

Sample Banks

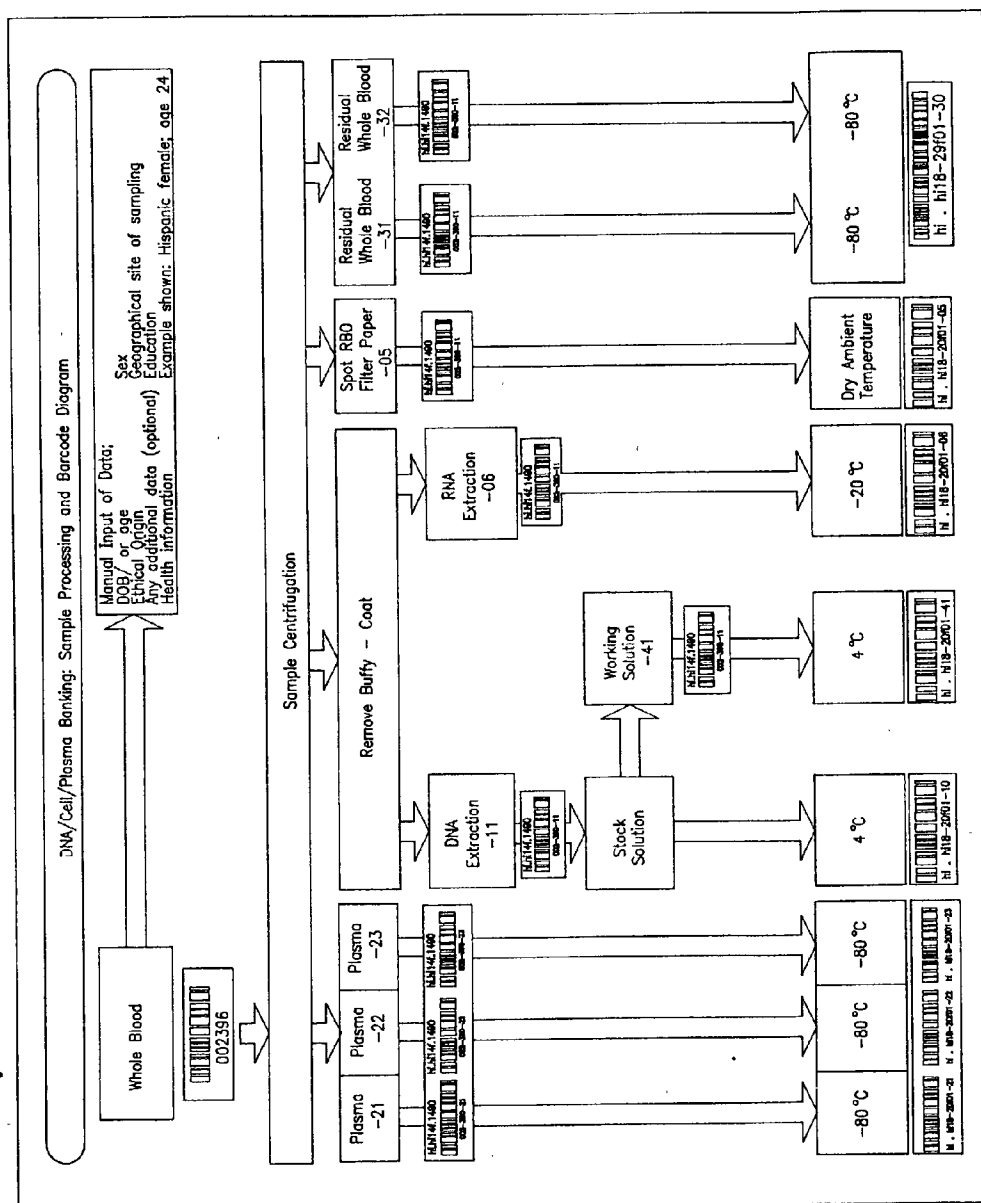


FIG. 4

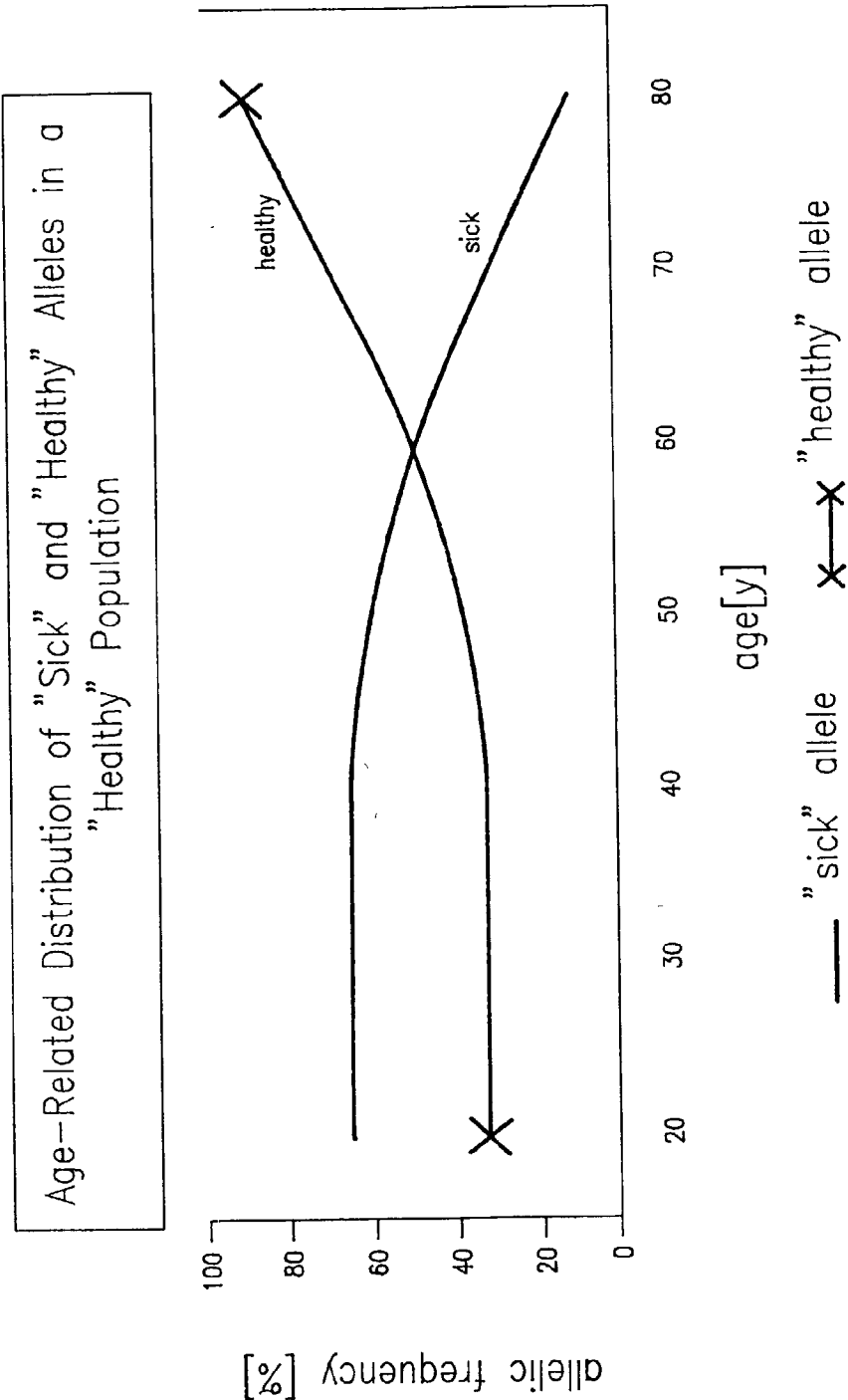


FIG. 5

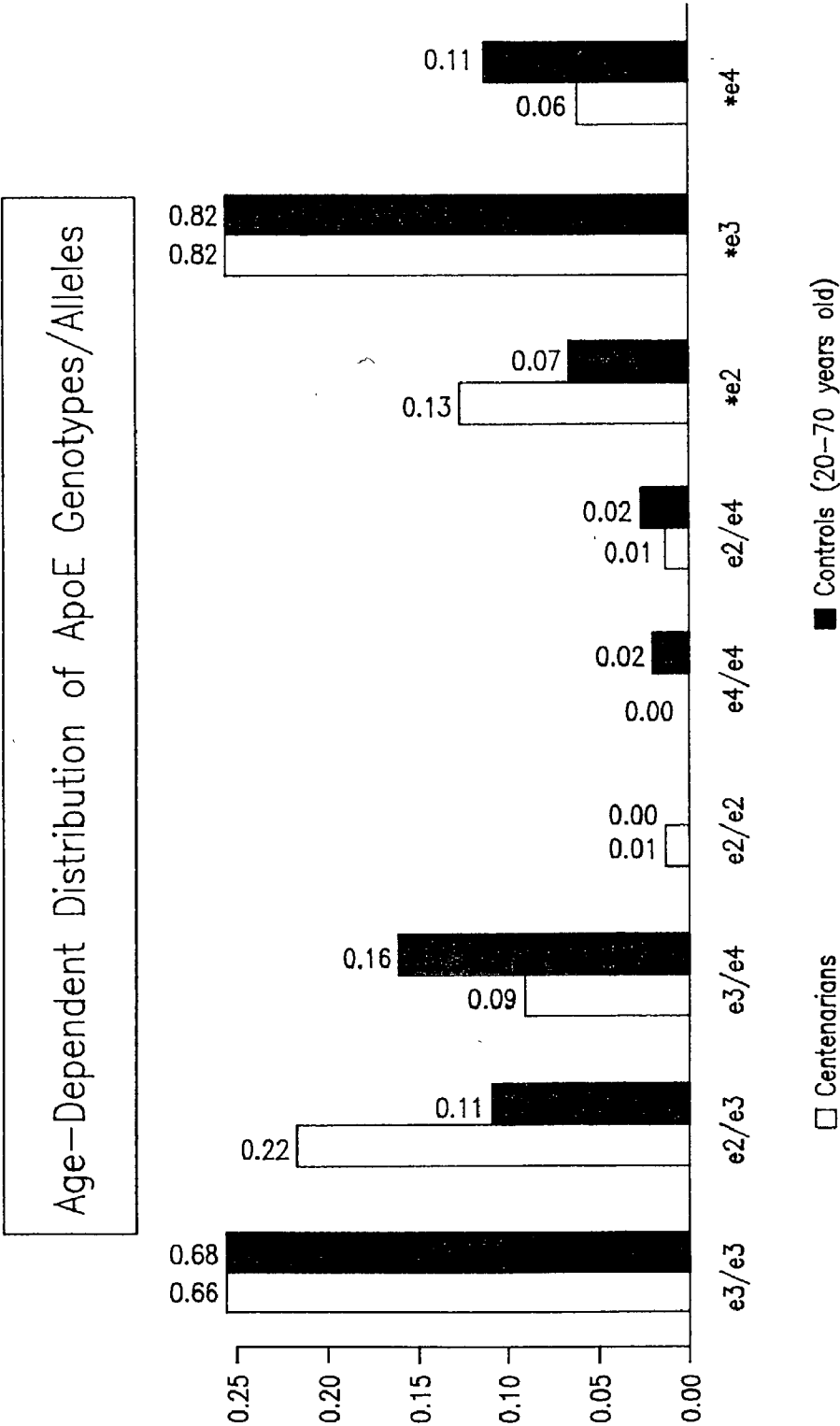


FIG. 6

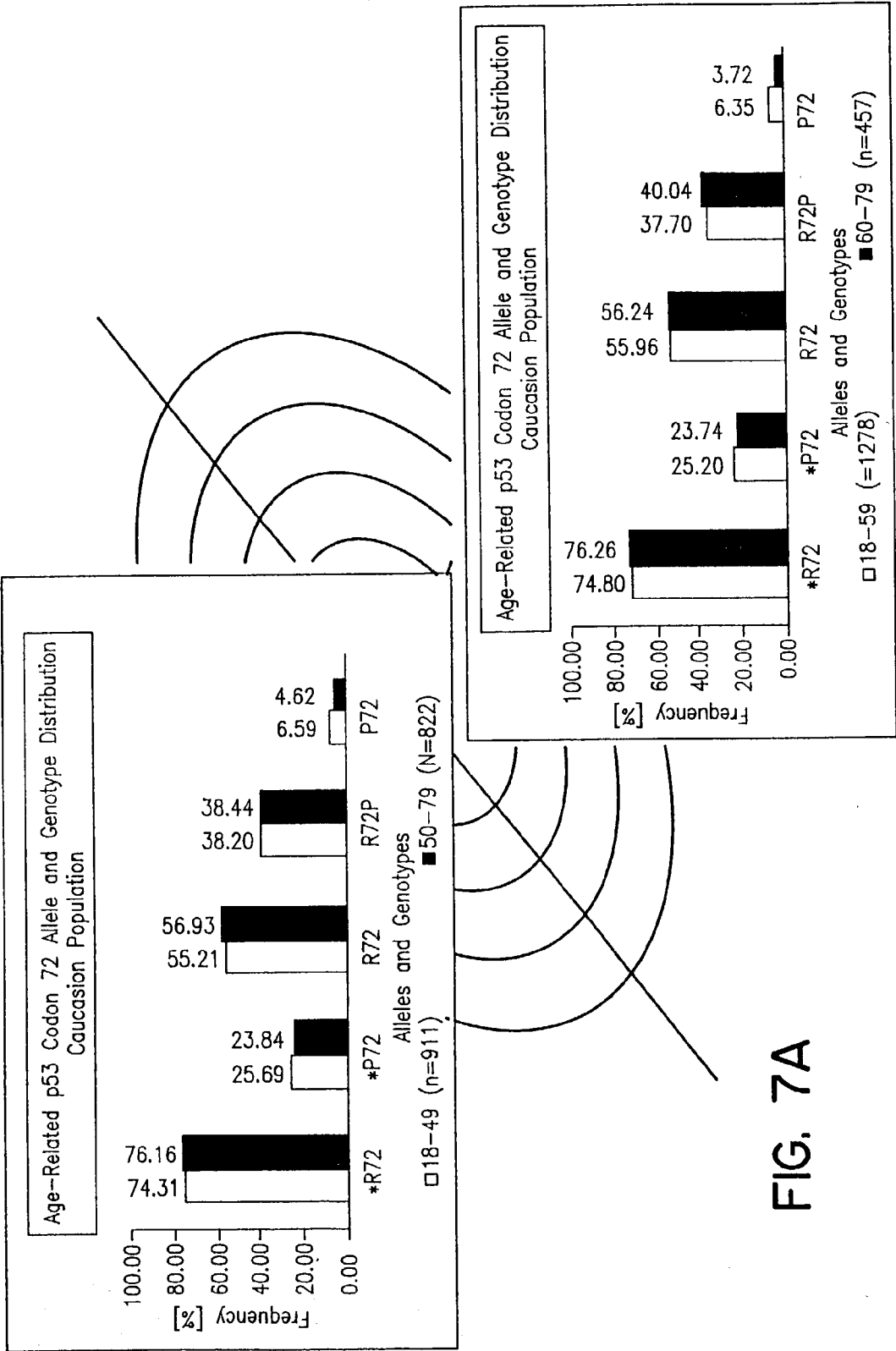


FIG. 7A

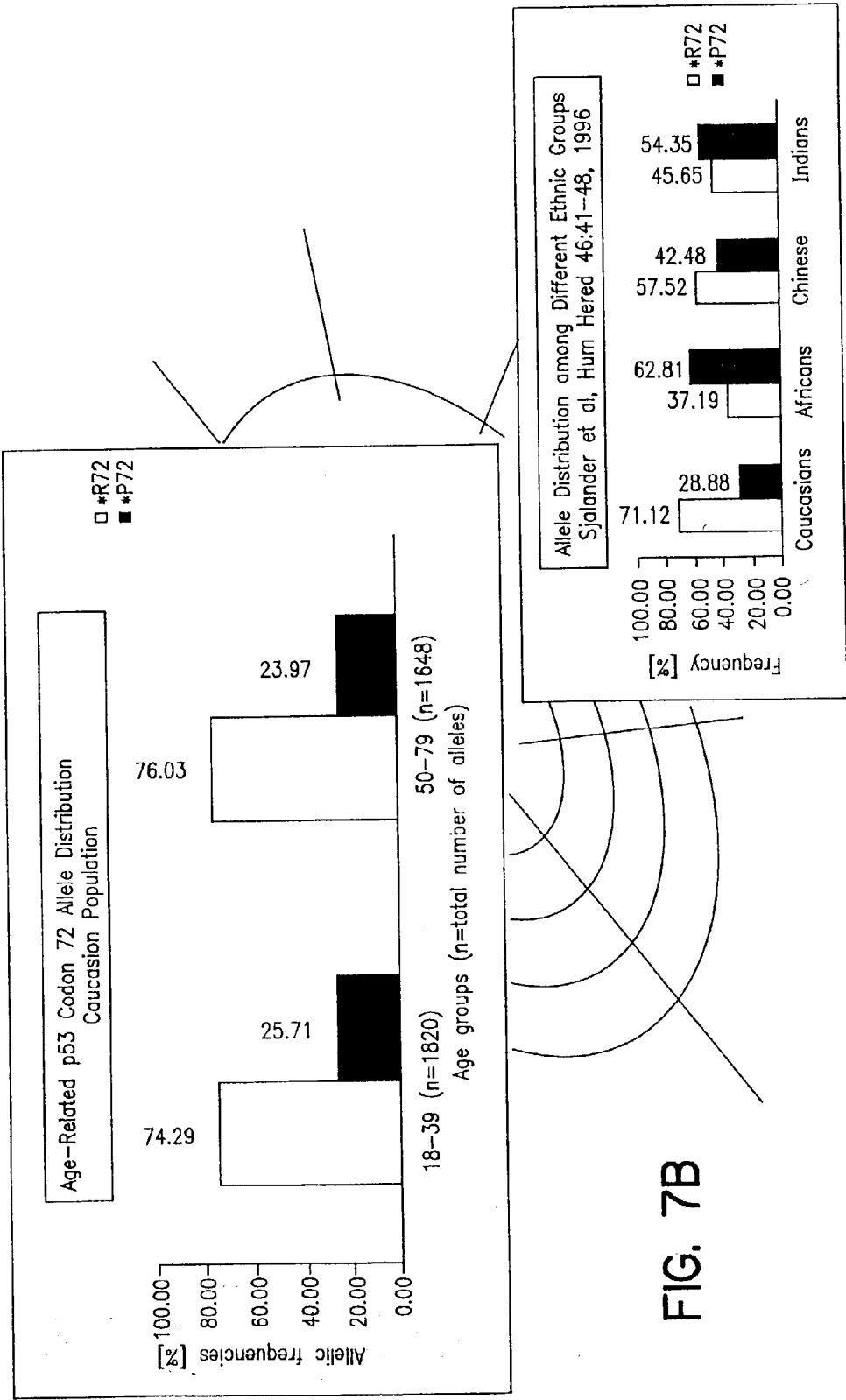
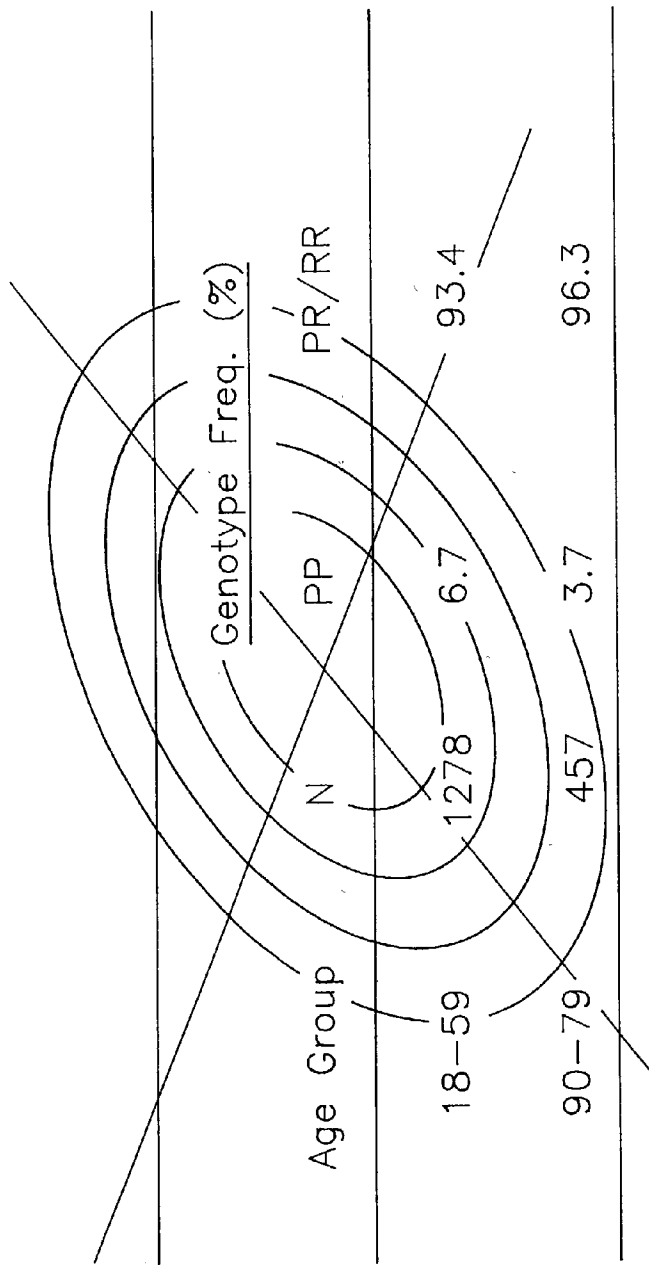


FIG. 7B

FIG. 7C
P53 PP vs. PR/RR Genotype Distribution
By Age cut point = 59



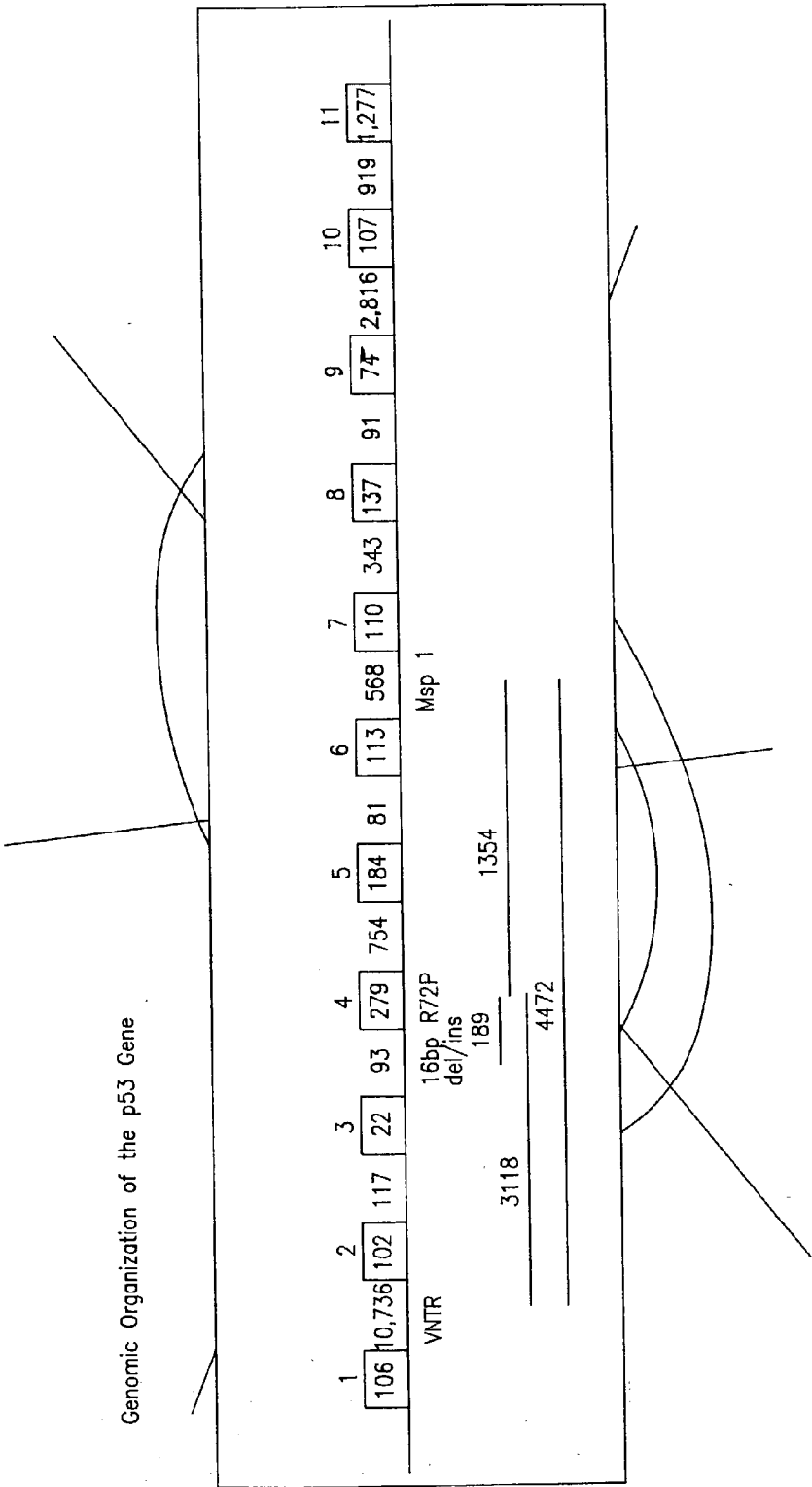
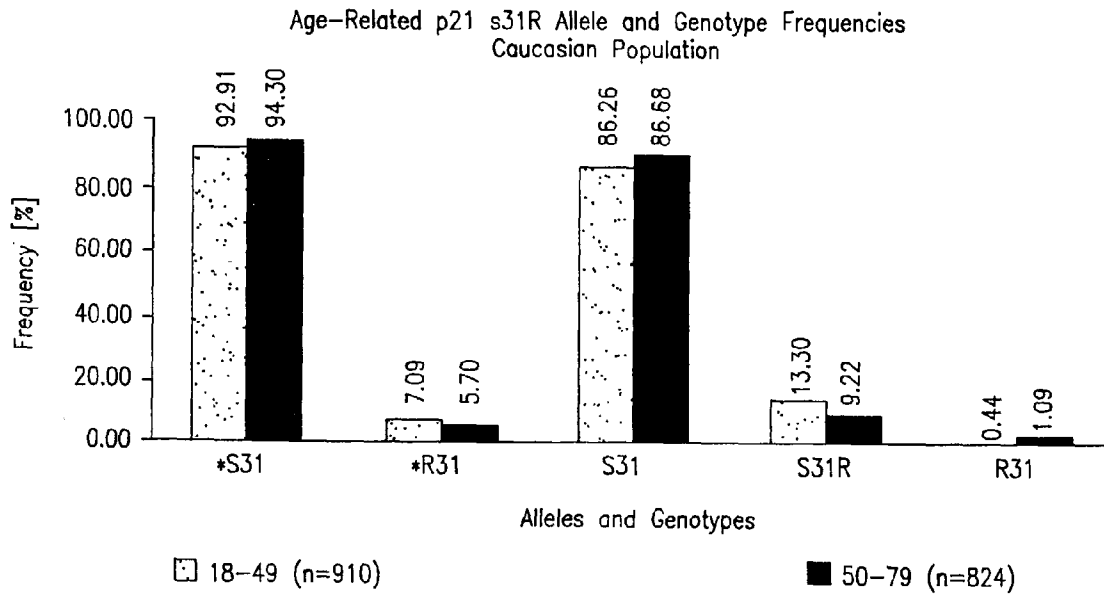


FIG. 7D



Significance: Genotype frequency of SR heterozygous drops from 13.3% to 9.2%; $p=0.009$

FIG. 8

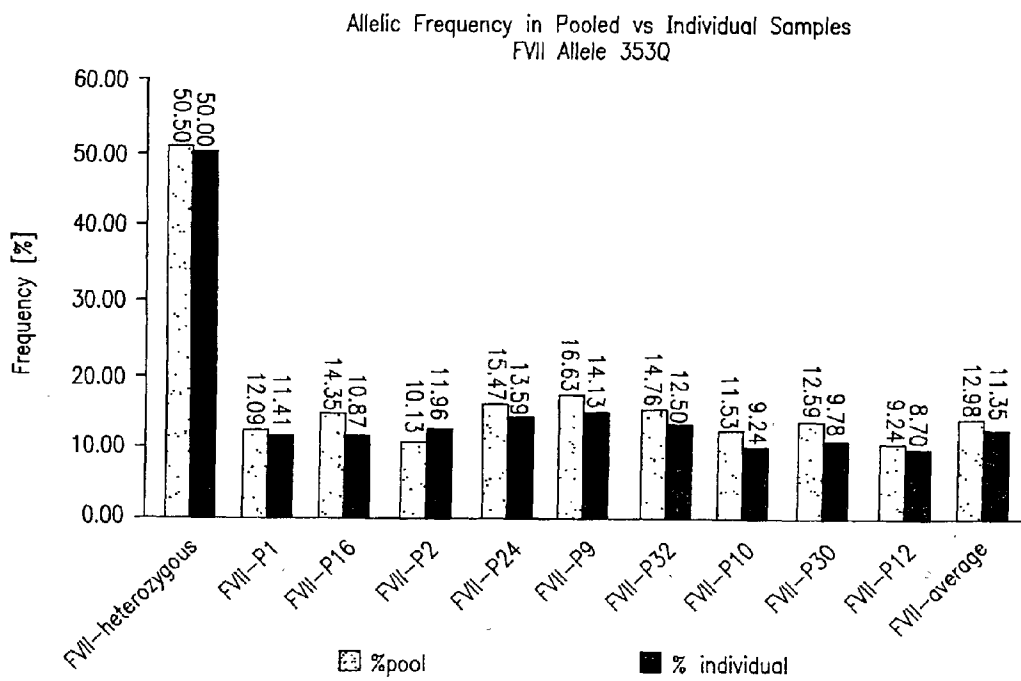


FIG. 9

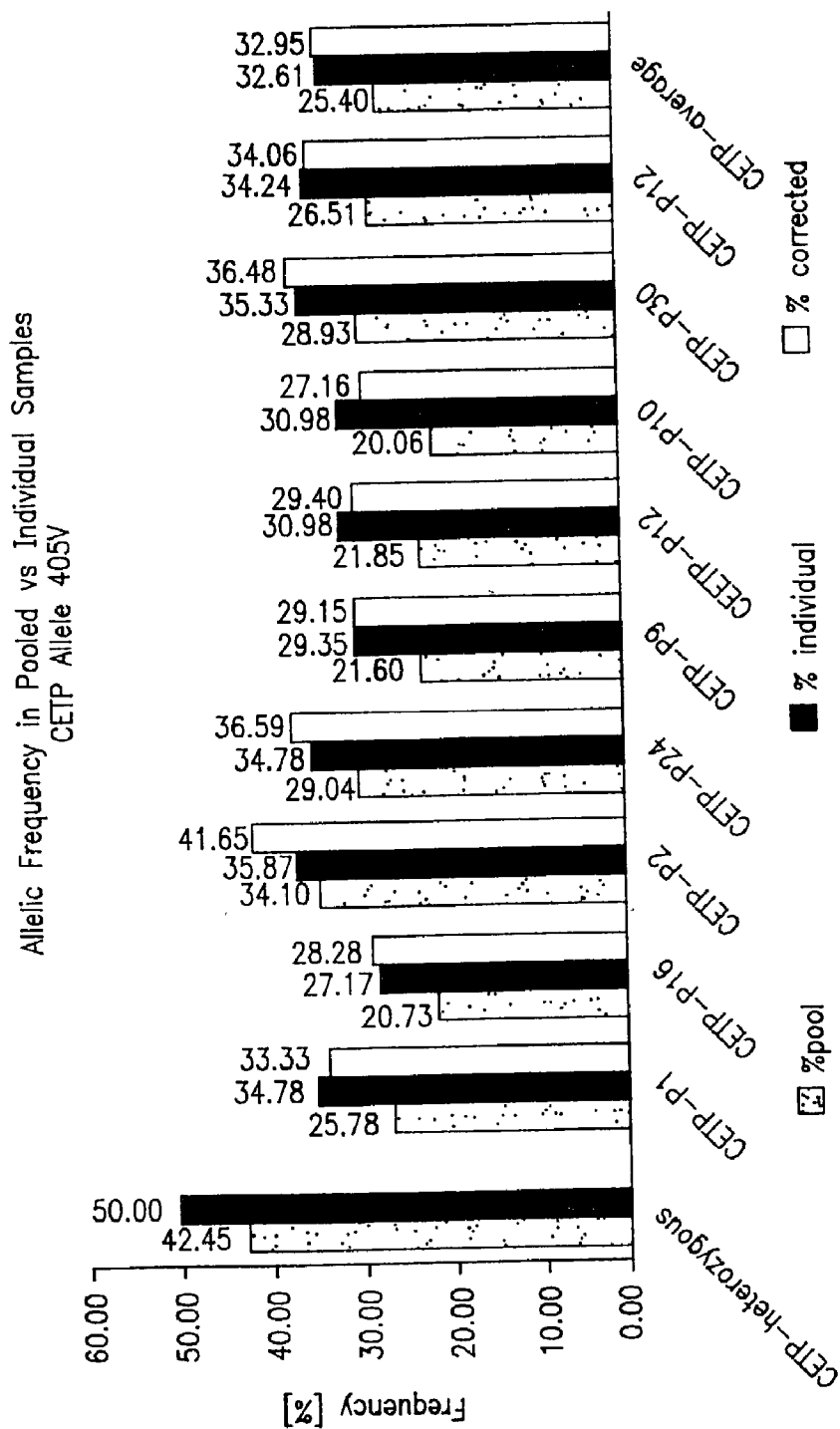


FIG. 10

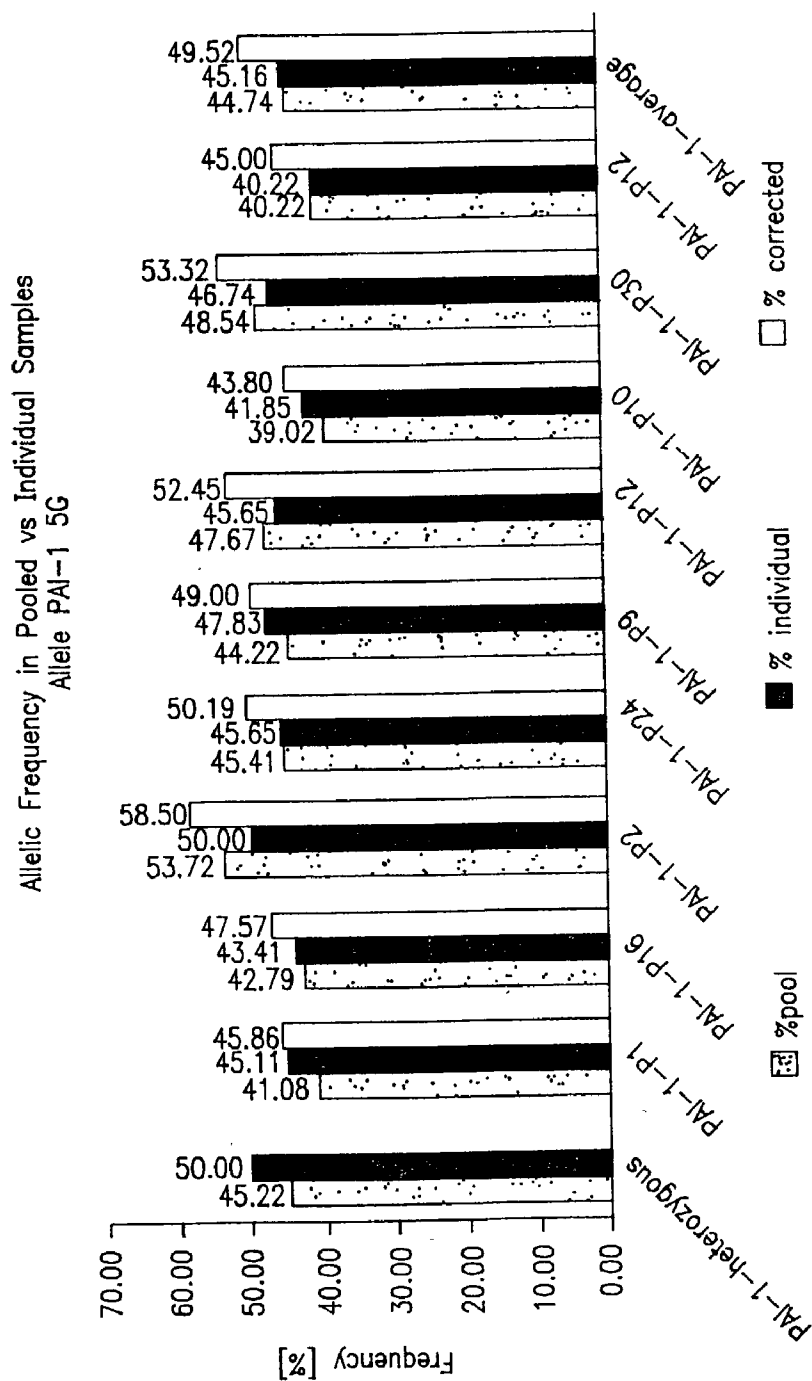


FIG. 11

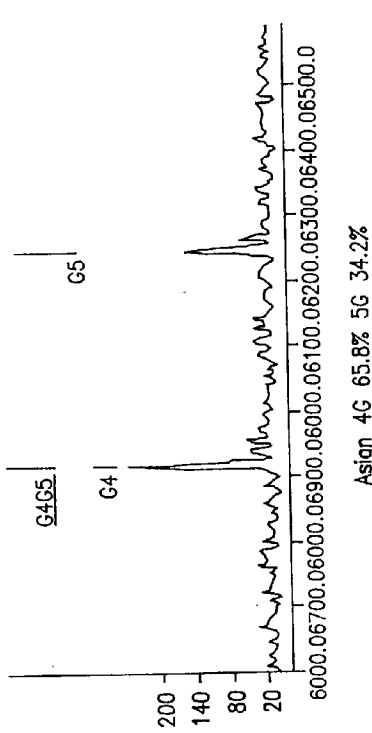


FIG. 12B

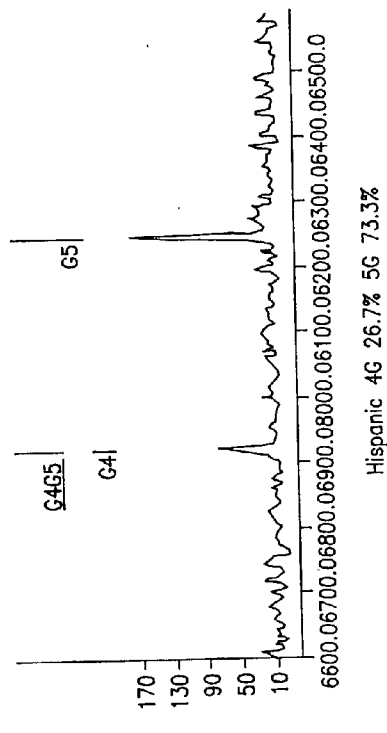


FIG. 12D

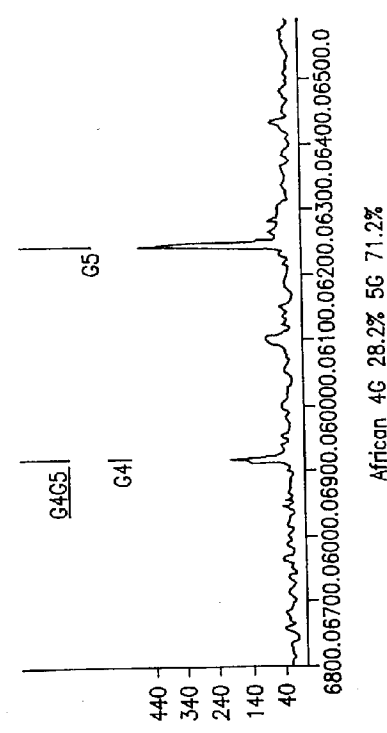


FIG. 12A

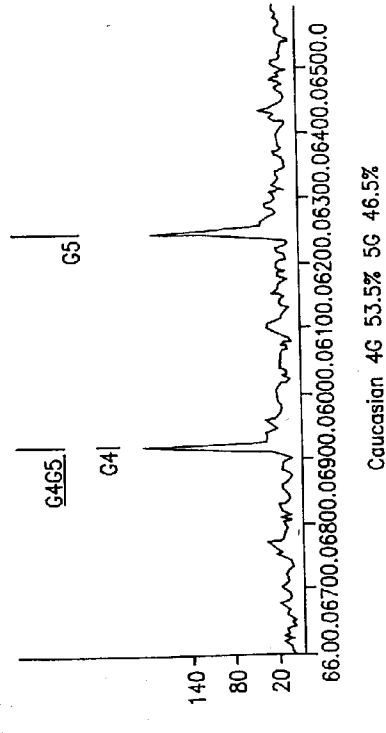


FIG. 12C

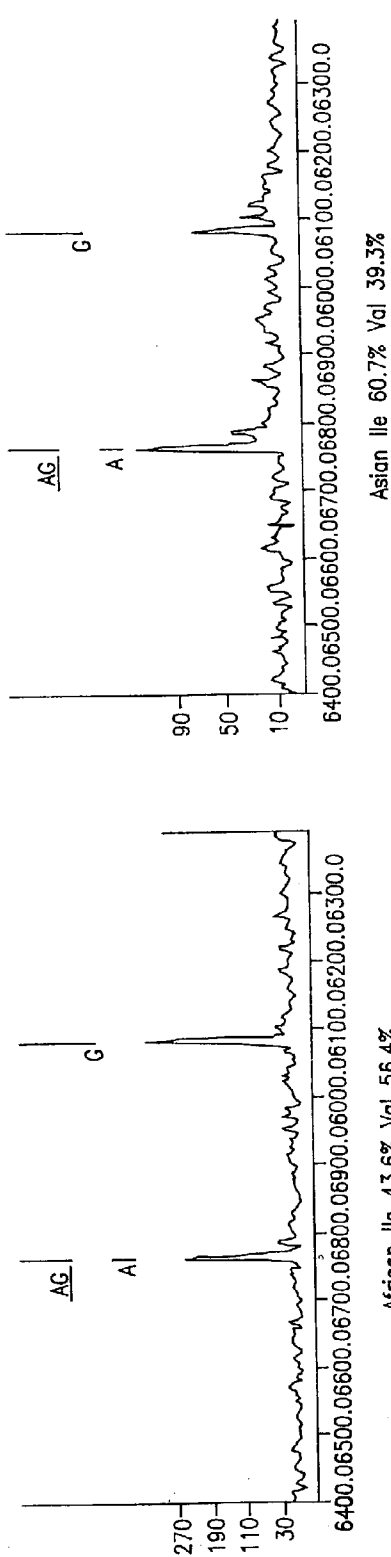


FIG. 13A

FIG. 13B

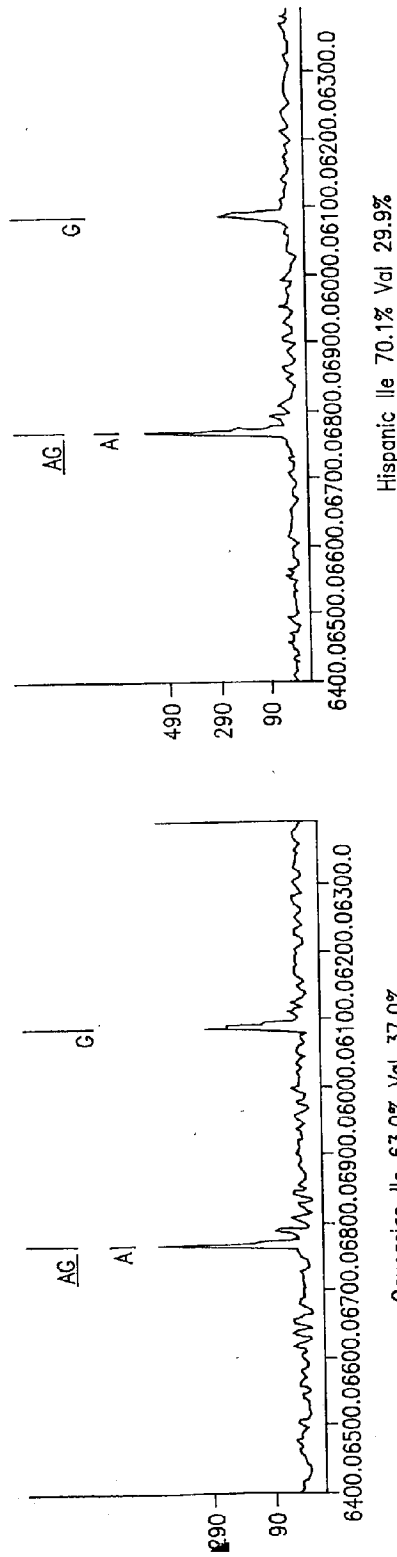
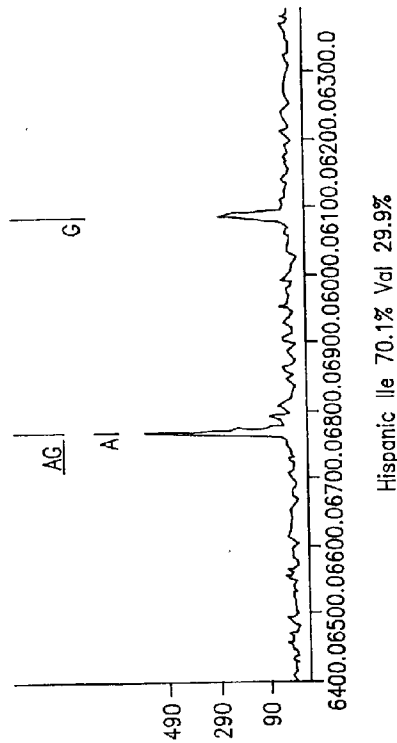


FIG. 13C

FIG. 13D



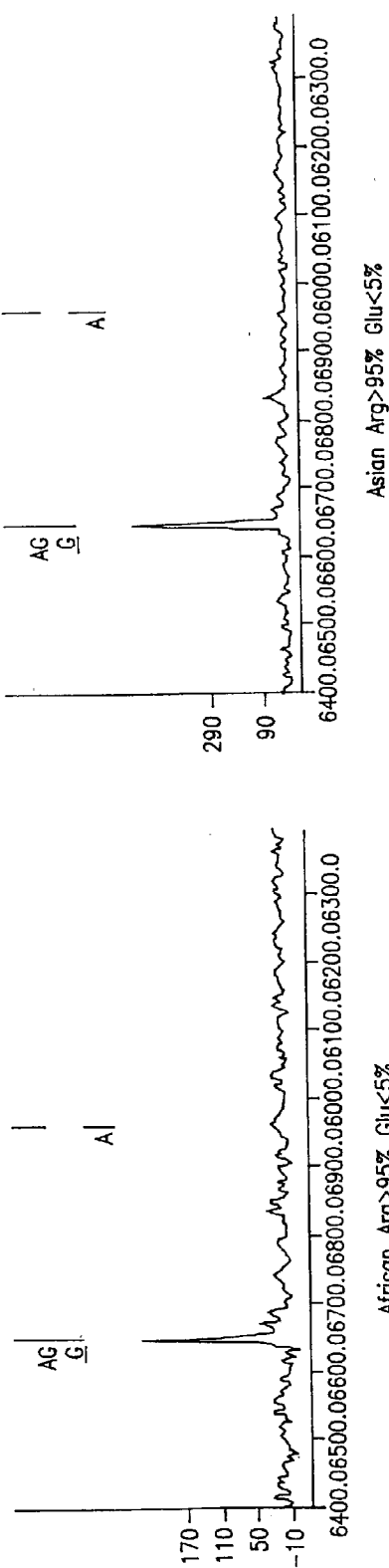


FIG. 14A

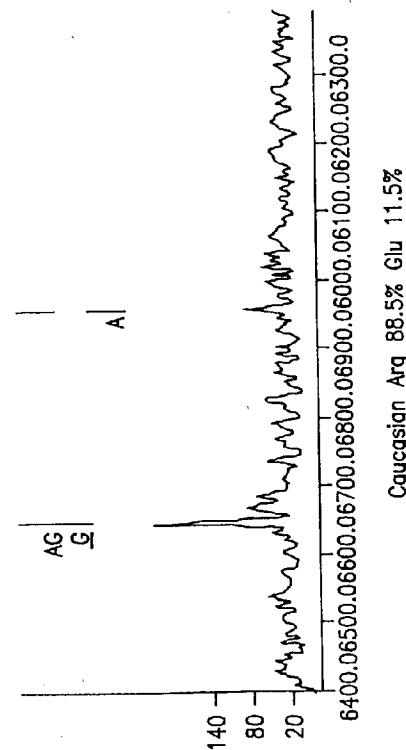


FIG. 14C

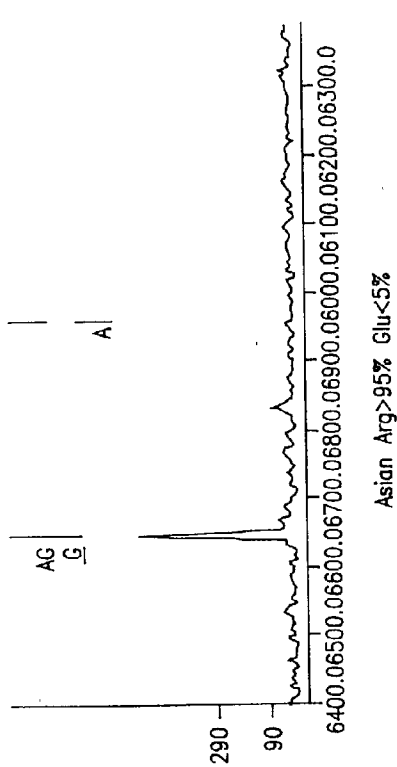


FIG. 14B

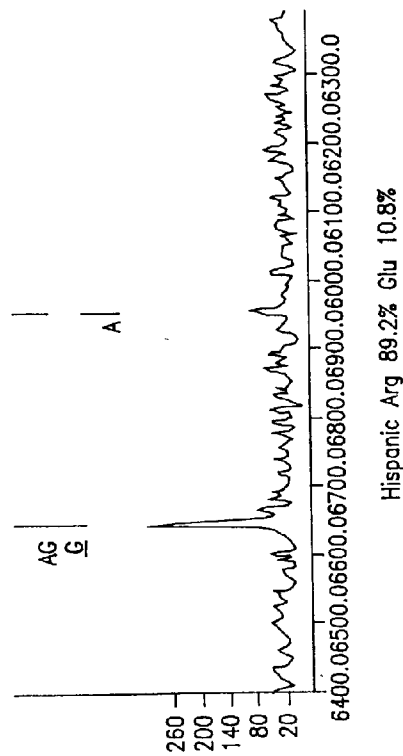


FIG. 14D

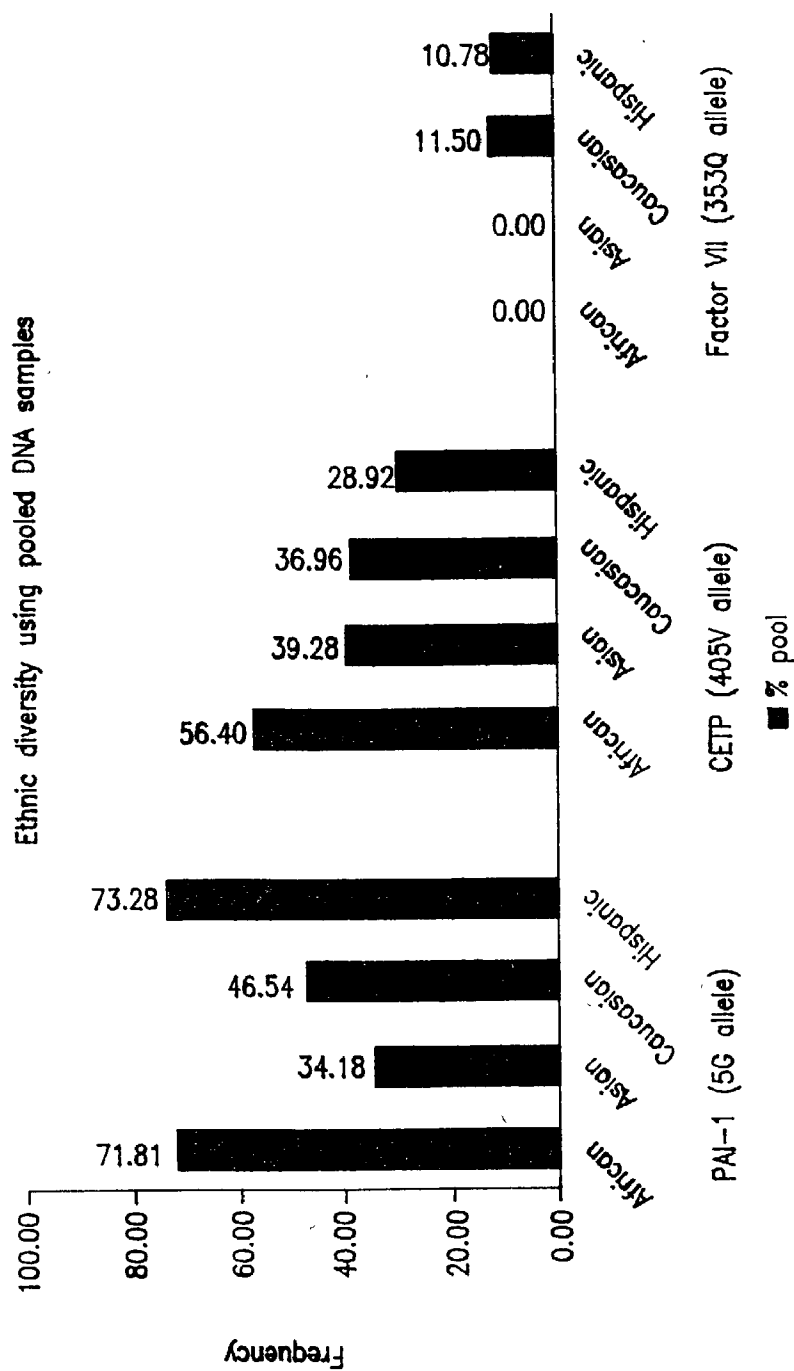


FIG. 15

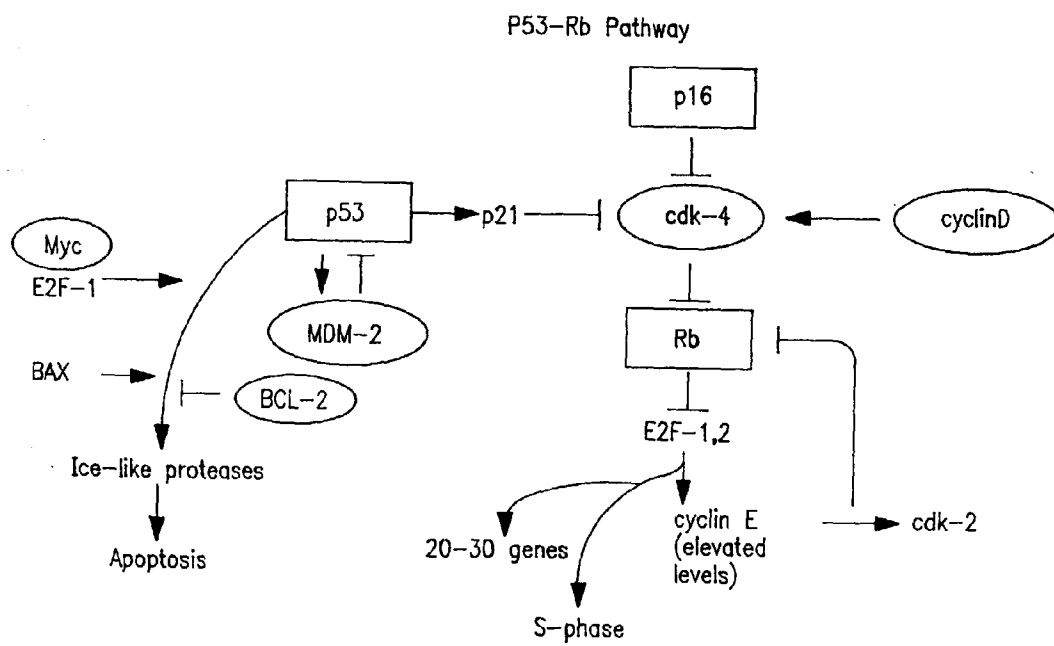


FIG. 16

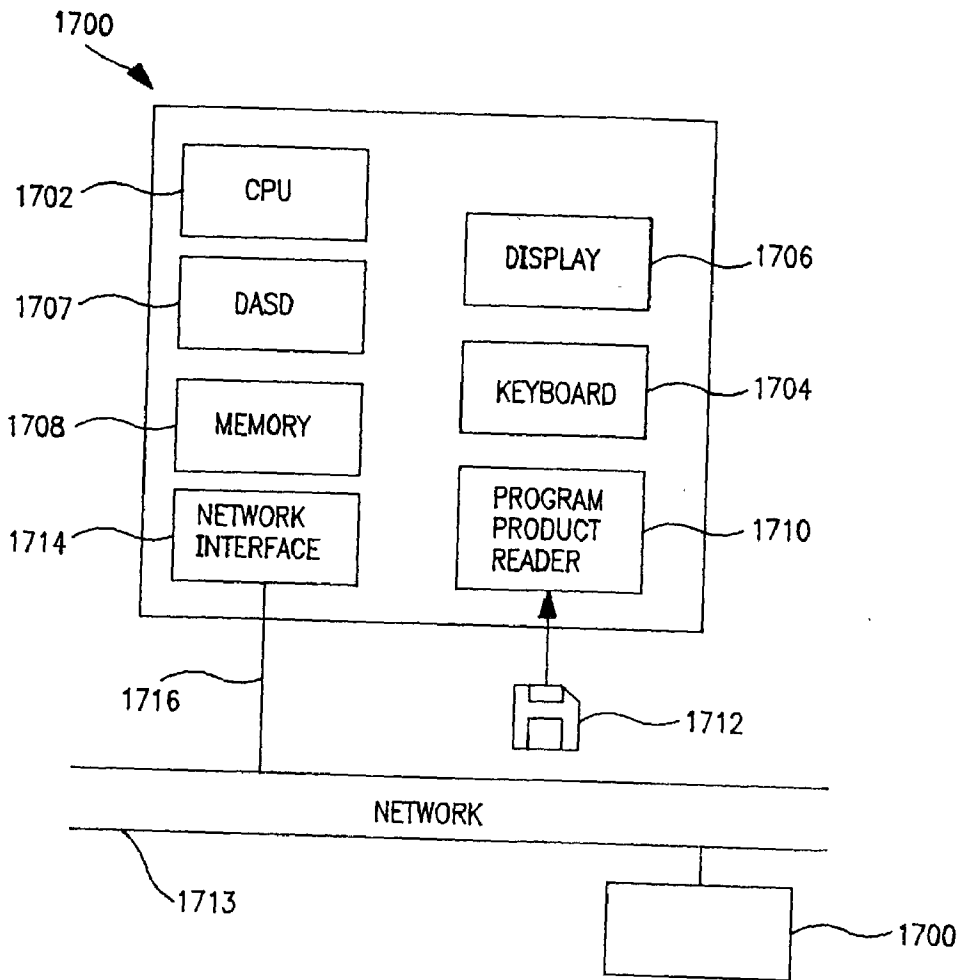
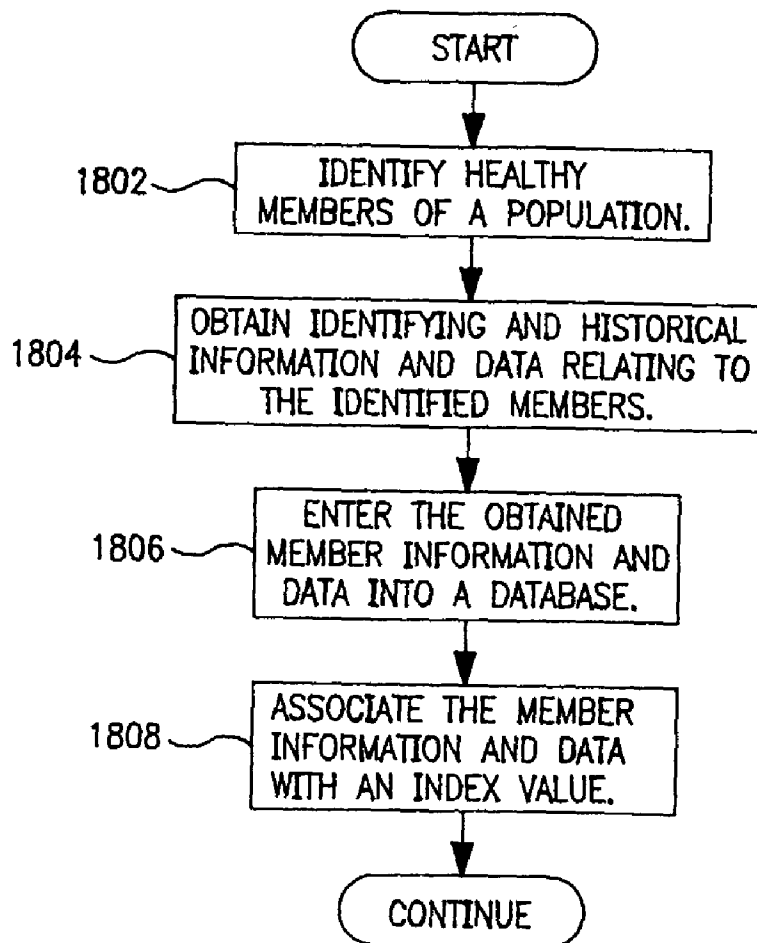


FIG. 17

**FIG. 18**

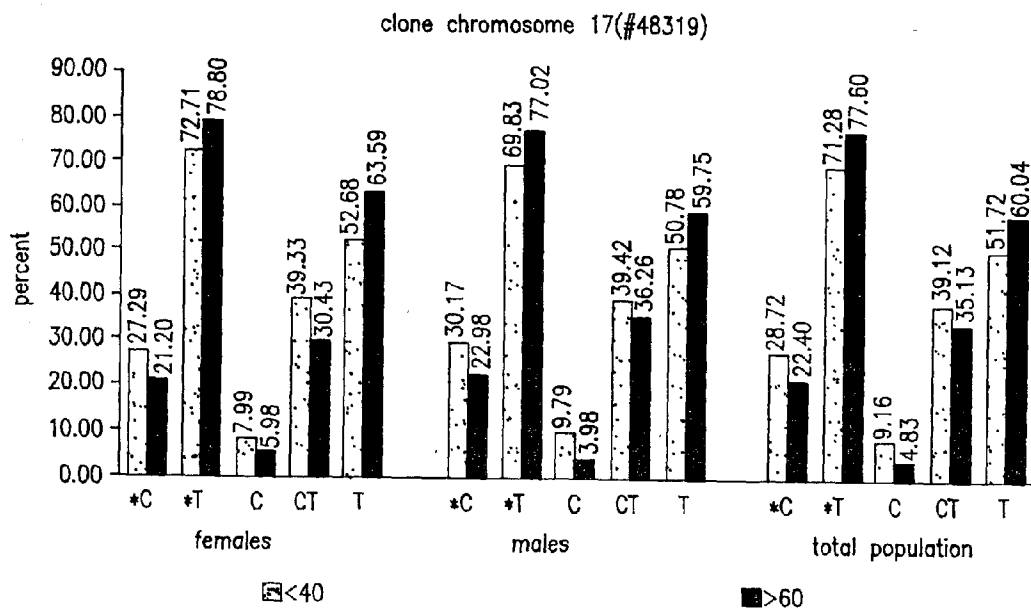


FIG. 19

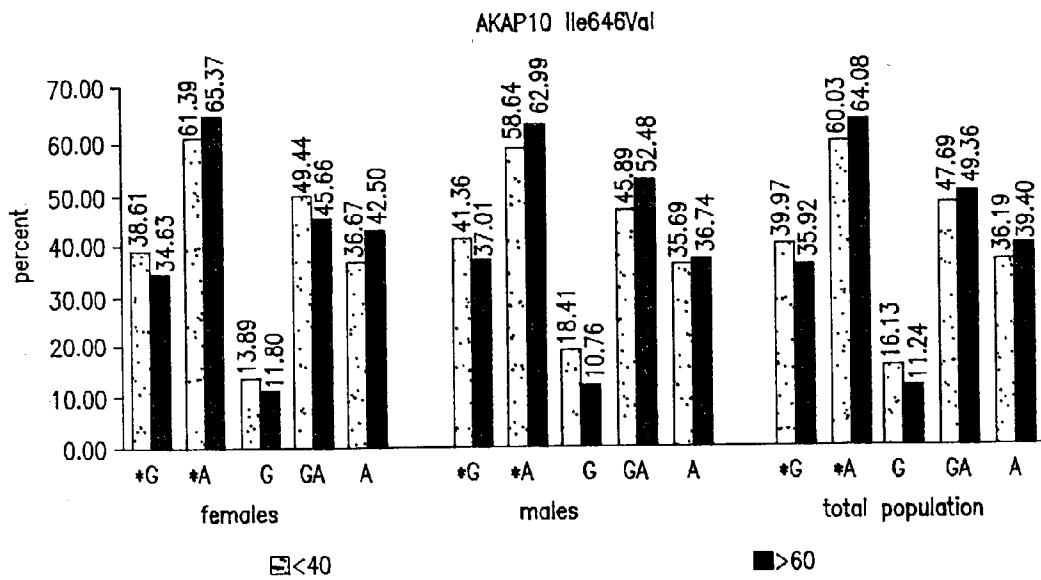


FIG. 20

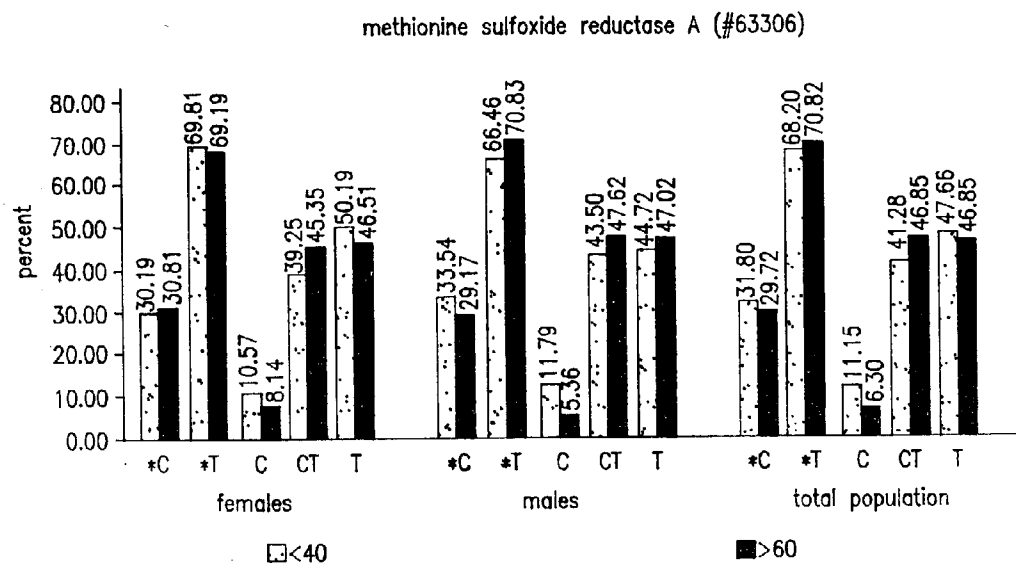


FIG. 2I

Collection Information										
Consent Form Signed <input type="checkbox"/> Yes <input type="checkbox"/> No										
Date of Collection					Time of Sample Collection (nearest hour, in 24 hour clock format)		Initials		Initials of Data Collector	
Month Day Year										
<div>JAN FEB MAR APR MAY JUN JUL AUG SEP OCT NOV DEC</div>					<div><div></div><div></div><div></div><div></div><div></div><div></div><div></div><div></div><div></div><div></div><div></div><div></div></div>		<div><div></div><div></div><div></div><div></div><div></div><div></div><div></div><div></div><div></div><div></div><div></div><div></div></div>		<div><div></div><div></div><div></div><div></div><div></div><div></div><div></div><div></div><div></div><div></div><div></div><div></div></div>	
(DO NOT COMPLETE; for data entry only)										
Sample; <input type="checkbox"/> Intact <input type="checkbox"/> Lost <input type="checkbox"/> Broken							Volume (ml) <div><div></div><div></div><div></div><div></div><div></div><div></div><div></div><div></div><div></div><div></div><div></div><div></div></div>		BAR CODE	

Donor Information											
Date of Birth					Height		Weight		What Physical activity do you do on a regular basis?		
Month Year					Ft. Inches		(lb)				
<div>JAN FEB MAR APR MAY JUN JUL AUG SEP OCT NOV DEC</div>					<div><div></div><div></div><div></div><div></div><div></div><div></div><div></div><div></div><div></div><div></div><div></div><div></div></div>		<div><div></div><div></div><div></div><div></div><div></div><div></div><div></div><div></div><div></div><div></div><div></div><div></div></div>		<div><div></div><div></div><div></div><div></div><div></div><div></div><div></div><div></div><div></div><div></div><div></div><div></div></div>		
Sex: <input type="checkbox"/> Male <input type="checkbox"/> Female									Are you a vegetarian? <input type="checkbox"/> Yes <input type="checkbox"/> No		
									If Female: How many times have you been pregnant? <div><div></div><div></div><div></div><div></div><div></div><div></div><div></div><div></div><div></div><div></div><div></div><div></div></div>		
									How many times did you give birth? <div><div></div><div></div><div></div><div></div><div></div><div></div><div></div><div></div><div></div><div></div><div></div><div></div></div>		

To the best of your knowledge, what is the Ethnic Origin of your:

Father	Mother
<input type="checkbox"/>	<input type="checkbox"/> Caucasian (please mark specific geographic area below if known)
<input type="checkbox"/>	<input type="checkbox"/> Northern Europe (Austria, Denmark, Finland, France, Germany, Netherlands, Norway, Sweden, Switzerland, UK)
<input type="checkbox"/>	<input type="checkbox"/> Southern Europe (Greece, Italy, Spain, Turkey)
<input type="checkbox"/>	<input type="checkbox"/> Eastern Europe (Czechoslovakia, Hungary, Poland, Russia, Yugoslavia)
<input type="checkbox"/>	<input type="checkbox"/> Middle Eastern (Israel, Egypt, Iran, Iraq, Jordan, Syria, Other Arab States)
<input type="checkbox"/>	<input type="checkbox"/> African-American
<input type="checkbox"/>	<input type="checkbox"/> Hispanic (please mark specific geographic area below if known)
<input type="checkbox"/>	<input type="checkbox"/> Mexico
<input type="checkbox"/>	<input type="checkbox"/> Central America, South America
<input type="checkbox"/>	<input type="checkbox"/> Cuba, Puerto Rico, other Caribbean
<input type="checkbox"/>	<input type="checkbox"/> Asian (please mark specific geographic area below if known)
<input type="checkbox"/>	<input type="checkbox"/> Japanese
<input type="checkbox"/>	<input type="checkbox"/> Chinese
<input type="checkbox"/>	<input type="checkbox"/> Korean
<input type="checkbox"/>	<input type="checkbox"/> Vietnamese
<input type="checkbox"/>	<input type="checkbox"/> Filipino
<input type="checkbox"/>	<input type="checkbox"/> Native American
<input type="checkbox"/>	<input type="checkbox"/> Other _____
<input type="checkbox"/>	<input type="checkbox"/> Don't know

How long have you lived there?	Years	What is your highest grade you completed in school?	Mother Deceased? Cause of Death Mother:	Father Deceased? Cause of Death Father:
<div><div></div><div></div><div></div><div></div><div></div><div></div><div></div><div></div><div></div><div></div><div></div><div></div></div>	<div><div></div><div></div><div></div><div></div><div></div><div></div><div></div><div></div><div></div><div></div><div></div><div></div></div>	<div><div></div><div></div><div></div><div></div><div></div><div></div><div></div><div></div><div></div><div></div><div></div><div></div></div>	<div><div></div><div></div><div></div><div></div><div></div><div></div><div></div><div></div><div></div><div></div><div></div><div></div></div>	<div><div></div><div></div><div></div><div></div><div></div><div></div><div></div><div></div><div></div><div></div><div></div><div></div></div>
		<input type="checkbox"/> less than 8th grade	<input type="checkbox"/> Yes	<input type="checkbox"/> Heart Disease
		<input type="checkbox"/> 8th,9th,10th,or 11th grade	<input type="checkbox"/> No	<input type="checkbox"/> Cancer
		<input type="checkbox"/> high school graduate or equivalency	If Yes at what age?	<input type="checkbox"/> Stroke
		<input type="checkbox"/> some college, 2yr degree	< 29	<input type="checkbox"/> Accident
		<input type="checkbox"/> college graduate, 4yr degree	30-39	<input type="checkbox"/> Suicide
		<input type="checkbox"/> post graduate education or degree	40-49	<input type="checkbox"/> Other, _____
			50-59	
			60-69	
			70-79	
			80-89	
			> 90	

FIG. 22A

Have you ever smoked? ☐ Yes ☐ No

If yes, for how long?

Years

Have you been hospitalized in the past 5 years for more than 6 days at a time? ☐ Yes ☐ No

If yes, how many times?

For each hospitalization (if not the same) how long did you stay and for what reason?

1) Weeks:

☐ Acute disorder, including infection and thrombosis

☐ Chronic Disorder

☐ Accident

☐ Other:

2) Weeks:

☐ Acute disorder, including infection and thrombosis

☐ Chronic Disorder

☐ Accident

☐ Other:

3) Weeks:

☐ Acute disorder, including infection and thrombosis

☐ Chronic Disorder

☐ Accident

☐ Other:

Have you or has anyone in your immediate family (parents, brothers, sisters, or your children) had the following?

Mark all that apply!

Disease

Heart Disease, including arteriosclerosis	You	Mother	Father	Sister	Brother	Child
Stroke	<input type="checkbox"/>	<input type="checkbox"/>	<input type="checkbox"/>	<input type="checkbox"/>	<input type="checkbox"/>	<input type="checkbox"/>
Hypertension	<input type="checkbox"/>	<input type="checkbox"/>	<input type="checkbox"/>	<input type="checkbox"/>	<input type="checkbox"/>	<input type="checkbox"/>
Blood clots	<input type="checkbox"/>	<input type="checkbox"/>	<input type="checkbox"/>	<input type="checkbox"/>	<input type="checkbox"/>	<input type="checkbox"/>
Diabetes, insulin dependent	<input type="checkbox"/>	<input type="checkbox"/>	<input type="checkbox"/>	<input type="checkbox"/>	<input type="checkbox"/>	<input type="checkbox"/>
Diabetes, not insulin-dependent (diet controlled)	<input type="checkbox"/>	<input type="checkbox"/>	<input type="checkbox"/>	<input type="checkbox"/>	<input type="checkbox"/>	<input type="checkbox"/>
Cancer:	<input type="checkbox"/>	<input type="checkbox"/>	<input type="checkbox"/>	<input type="checkbox"/>	<input type="checkbox"/>	<input type="checkbox"/>
Lung & Bronchus	<input type="checkbox"/>	<input type="checkbox"/>	<input type="checkbox"/>	<input type="checkbox"/>	<input type="checkbox"/>	<input type="checkbox"/>
Breasts	<input type="checkbox"/>	<input type="checkbox"/>	<input type="checkbox"/>	<input type="checkbox"/>	<input type="checkbox"/>	<input type="checkbox"/>
Prostate	<input type="checkbox"/>	<input type="checkbox"/>	<input type="checkbox"/>	<input type="checkbox"/>	<input type="checkbox"/>	<input type="checkbox"/>
Colon & Rectum	<input type="checkbox"/>	<input type="checkbox"/>	<input type="checkbox"/>	<input type="checkbox"/>	<input type="checkbox"/>	<input type="checkbox"/>
Skin	<input type="checkbox"/>	<input type="checkbox"/>	<input type="checkbox"/>	<input type="checkbox"/>	<input type="checkbox"/>	<input type="checkbox"/>
Lymphoma & Leukemia	<input type="checkbox"/>	<input type="checkbox"/>	<input type="checkbox"/>	<input type="checkbox"/>	<input type="checkbox"/>	<input type="checkbox"/>
Other, please specify below: <div></div>	<input type="checkbox"/>	<input type="checkbox"/>	<input type="checkbox"/>	<input type="checkbox"/>	<input type="checkbox"/>	<input type="checkbox"/>
Alzheimer's Disease	<input type="checkbox"/>	<input type="checkbox"/>	<input type="checkbox"/>	<input type="checkbox"/>	<input type="checkbox"/>	<input type="checkbox"/>
Epilepsy	<input type="checkbox"/>	<input type="checkbox"/>	<input type="checkbox"/>	<input type="checkbox"/>	<input type="checkbox"/>	<input type="checkbox"/>
Schizophrenia	<input type="checkbox"/>	<input type="checkbox"/>	<input type="checkbox"/>	<input type="checkbox"/>	<input type="checkbox"/>	<input type="checkbox"/>
	<input type="checkbox"/>	<input type="checkbox"/>	<input type="checkbox"/>	<input type="checkbox"/>	<input type="checkbox"/>	<input type="checkbox"/>
Bipolar disorder (manic depression)	<input type="checkbox"/>	<input type="checkbox"/>	<input type="checkbox"/>	<input type="checkbox"/>	<input type="checkbox"/>	<input type="checkbox"/>
Major depression	<input type="checkbox"/>	<input type="checkbox"/>	<input type="checkbox"/>	<input type="checkbox"/>	<input type="checkbox"/>	<input type="checkbox"/>
Chronic Inflammatory or Autoimmune Disease including Multiple Sclerosis and Rheumatoid Arthritis	<input type="checkbox"/>	<input type="checkbox"/>	<input type="checkbox"/>	<input type="checkbox"/>	<input type="checkbox"/>	<input type="checkbox"/>
Emphysema	<input type="checkbox"/>	<input type="checkbox"/>	<input type="checkbox"/>	<input type="checkbox"/>	<input type="checkbox"/>	<input type="checkbox"/>
Asthma	<input type="checkbox"/>	<input type="checkbox"/>	<input type="checkbox"/>	<input type="checkbox"/>	<input type="checkbox"/>	<input type="checkbox"/>
Other, please specify below: <div></div>	<input type="checkbox"/>	<input type="checkbox"/>	<input type="checkbox"/>	<input type="checkbox"/>	<input type="checkbox"/>	<input type="checkbox"/>

Do you take prescription drugs on a regular basis?

If yes, please specify below:

Have you ever donated blood before? ☐ Yes ☐ No

If yes, how many times:

Number of Times

Additional health information details you would like to provide:

FOR OFFICE USE ONLY

FIG. 22B

[illegible]

FIG. 22C

What is your highest grade you completed in school?

☐ less than 8th grade

☐ 8th,9th,10th,or11th grade

☐ high school graduate or equivalency

☐ some college, 2yr degree

☐ college graduate,4yr degree

☐ post graduate education or degree

Mother Deceased? Cause of Death Mother: Father Deceased? Cause of Death Father:

☐ Yes

☐ No

< 29

30-39

40-49

50-59

60-69

70-79

80-89

> 90

☐ Heart Disease

☐ Cancer

☐ Stroke

☐ Accident

☐ Suicide

☐ Other, _____

☐ Yes

☐ No

< 29

30-39

40-49

50-59

60-69

70-79

80-89

> 90

☐ Heart Disease

☐ Cancer

☐ Stroke

☐ Accident

☐ Suicide

☐ Other, _____

If Yes at what age?

If Yes at what age?

Health Information

Have you or has anyone in your immediate family (parents,brothers,sisters,or your children) had the following?
Mark all that apply

Disease	You	Mother	Father	Sister	Brother	Child
Heart Disease	<input type="checkbox"/>	<input type="checkbox"/>	<input type="checkbox"/>	<input type="checkbox"/>	<input type="checkbox"/>	<input type="checkbox"/>
Stroke	<input type="checkbox"/>	<input type="checkbox"/>	<input type="checkbox"/>	<input type="checkbox"/>	<input type="checkbox"/>	<input type="checkbox"/>
Hypertension	<input type="checkbox"/>	<input type="checkbox"/>	<input type="checkbox"/>	<input type="checkbox"/>	<input type="checkbox"/>	<input type="checkbox"/>
Blood clots	<input type="checkbox"/>	<input type="checkbox"/>	<input type="checkbox"/>	<input type="checkbox"/>	<input type="checkbox"/>	<input type="checkbox"/>
Diabetes, insulin dependent	<input type="checkbox"/>	<input type="checkbox"/>	<input type="checkbox"/>	<input type="checkbox"/>	<input type="checkbox"/>	<input type="checkbox"/>
Diabetes, not insulin-dependent	<input type="checkbox"/>	<input type="checkbox"/>	<input type="checkbox"/>	<input type="checkbox"/>	<input type="checkbox"/>	<input type="checkbox"/>
Cancer:	<input type="checkbox"/>	<input type="checkbox"/>	<input type="checkbox"/>	<input type="checkbox"/>	<input type="checkbox"/>	<input type="checkbox"/>
Lung&Bronchus	<input type="checkbox"/>	<input type="checkbox"/>	<input type="checkbox"/>	<input type="checkbox"/>	<input type="checkbox"/>	<input type="checkbox"/>
Breasts	<input type="checkbox"/>	<input type="checkbox"/>	<input type="checkbox"/>	<input type="checkbox"/>	<input type="checkbox"/>	<input type="checkbox"/>
Prostate	<input type="checkbox"/>	<input type="checkbox"/>	<input type="checkbox"/>	<input type="checkbox"/>	<input type="checkbox"/>	<input type="checkbox"/>
Colon&Rectum	<input type="checkbox"/>	<input type="checkbox"/>	<input type="checkbox"/>	<input type="checkbox"/>	<input type="checkbox"/>	<input type="checkbox"/>
Skin	<input type="checkbox"/>	<input type="checkbox"/>	<input type="checkbox"/>	<input type="checkbox"/>	<input type="checkbox"/>	<input type="checkbox"/>
Lymphoma&Leukemia	<input type="checkbox"/>	<input type="checkbox"/>	<input type="checkbox"/>	<input type="checkbox"/>	<input type="checkbox"/>	<input type="checkbox"/>
Other, please specify below:	<input type="checkbox"/>	<input type="checkbox"/>	<input type="checkbox"/>	<input type="checkbox"/>	<input type="checkbox"/>	<input type="checkbox"/>
Alzheimer's Disease	<input type="checkbox"/>	<input type="checkbox"/>	<input type="checkbox"/>	<input type="checkbox"/>	<input type="checkbox"/>	<input type="checkbox"/>
Epilepsy	<input type="checkbox"/>	<input type="checkbox"/>	<input type="checkbox"/>	<input type="checkbox"/>	<input type="checkbox"/>	<input type="checkbox"/>
Schizophrenia	<input type="checkbox"/>	<input type="checkbox"/>	<input type="checkbox"/>	<input type="checkbox"/>	<input type="checkbox"/>	<input type="checkbox"/>
Bipolar disorder (manic depression)	<input type="checkbox"/>	<input type="checkbox"/>	<input type="checkbox"/>	<input type="checkbox"/>	<input type="checkbox"/>	<input type="checkbox"/>
Major depression	<input type="checkbox"/>	<input type="checkbox"/>	<input type="checkbox"/>	<input type="checkbox"/>	<input type="checkbox"/>	<input type="checkbox"/>
Chronic Inflammatory or Autoimmune Disease including Multiple Sclerosis and Rheumatoid Arthritis	<input type="checkbox"/>	<input type="checkbox"/>	<input type="checkbox"/>	<input type="checkbox"/>	<input type="checkbox"/>	<input type="checkbox"/>
Emphysema	<input type="checkbox"/>	<input type="checkbox"/>	<input type="checkbox"/>	<input type="checkbox"/>	<input type="checkbox"/>	<input type="checkbox"/>
Asthma	<input type="checkbox"/>	<input type="checkbox"/>	<input type="checkbox"/>	<input type="checkbox"/>	<input type="checkbox"/>	<input type="checkbox"/>
Other, please specify below:	<input type="checkbox"/>	<input type="checkbox"/>	<input type="checkbox"/>	<input type="checkbox"/>	<input type="checkbox"/>	<input type="checkbox"/>

Do you take prescription drugs on a regular basis?

☐ Yes

☐ No

If yes, please specify below:

Have you ever donated blood before?

☐ Yes

☐ No

If yes, how many times:

1) Weeks: ☐1☐2☐3☐4☐5☐6

☐ Acute disorder, including infection and thrombosis

☐ Chronic Disorder

☐ Accident

☐ Other: _____

2) Weeks: ☐1☐2☐3☐4☐5☐6

☐ Acute disorder, including infection and thrombosis

☐ Chronic Disorder

☐ Accident

☐ Other: _____

3) Weeks: ☐1☐2☐3☐4☐5☐6

☐ Acute disorder, including infection and thrombosis

☐ Chronic Disorder

☐ Accident

☐ Other: _____

Have you been hospitalized in the past 5 years for more than 6 days at a time?

☐ Yes

☐ No

If yes, how many times?

☐1☐2☐3☐4☐5☐6☐7☐8☐9

For each hospitalization (if not the same) how long did you stay and for what reason?

Do you drink any kind of alcoholic beverage?

☐ Never

☐ Less than 3 times per week

☐ Daily

☐ Hardly ever

☐ 3 or more times per week

Additional health information details you would like to provide:

FOR OFFICE USE ONLY

☐1☐2

☐3☐4

☐5☐6

☐7☐8

☐9☐0

FIG. 22D

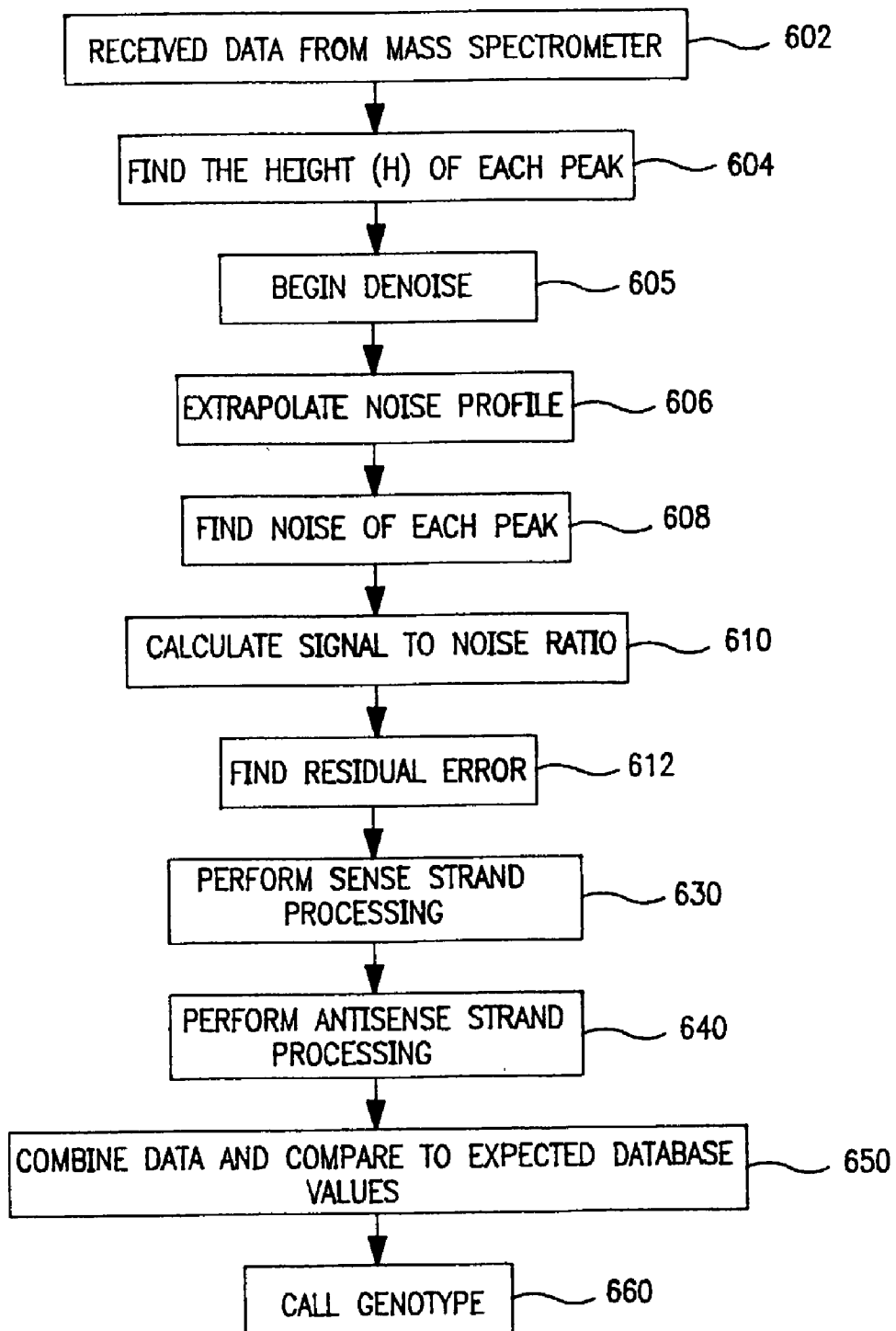


FIG. 23

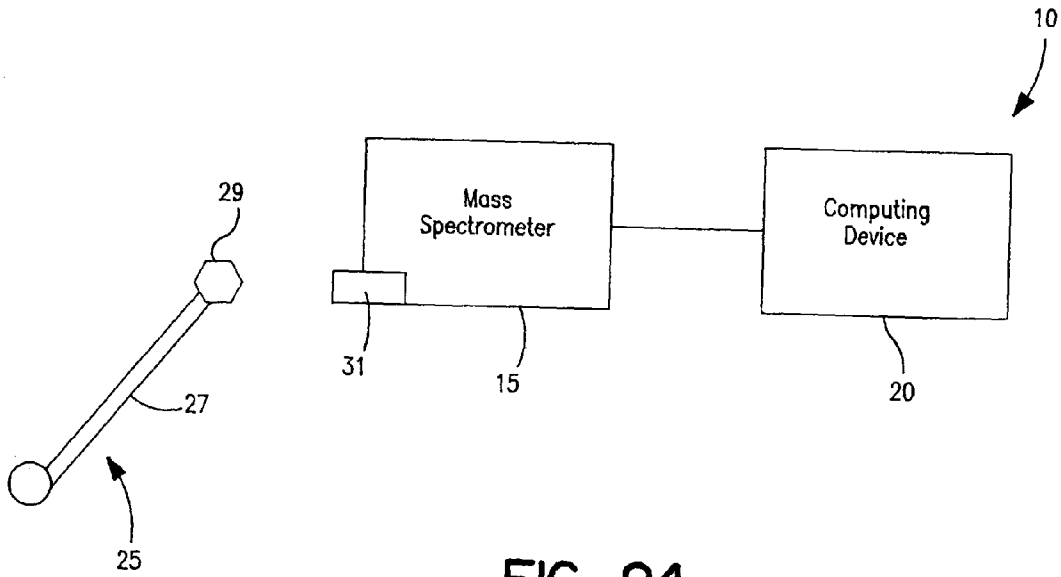


FIG. 24

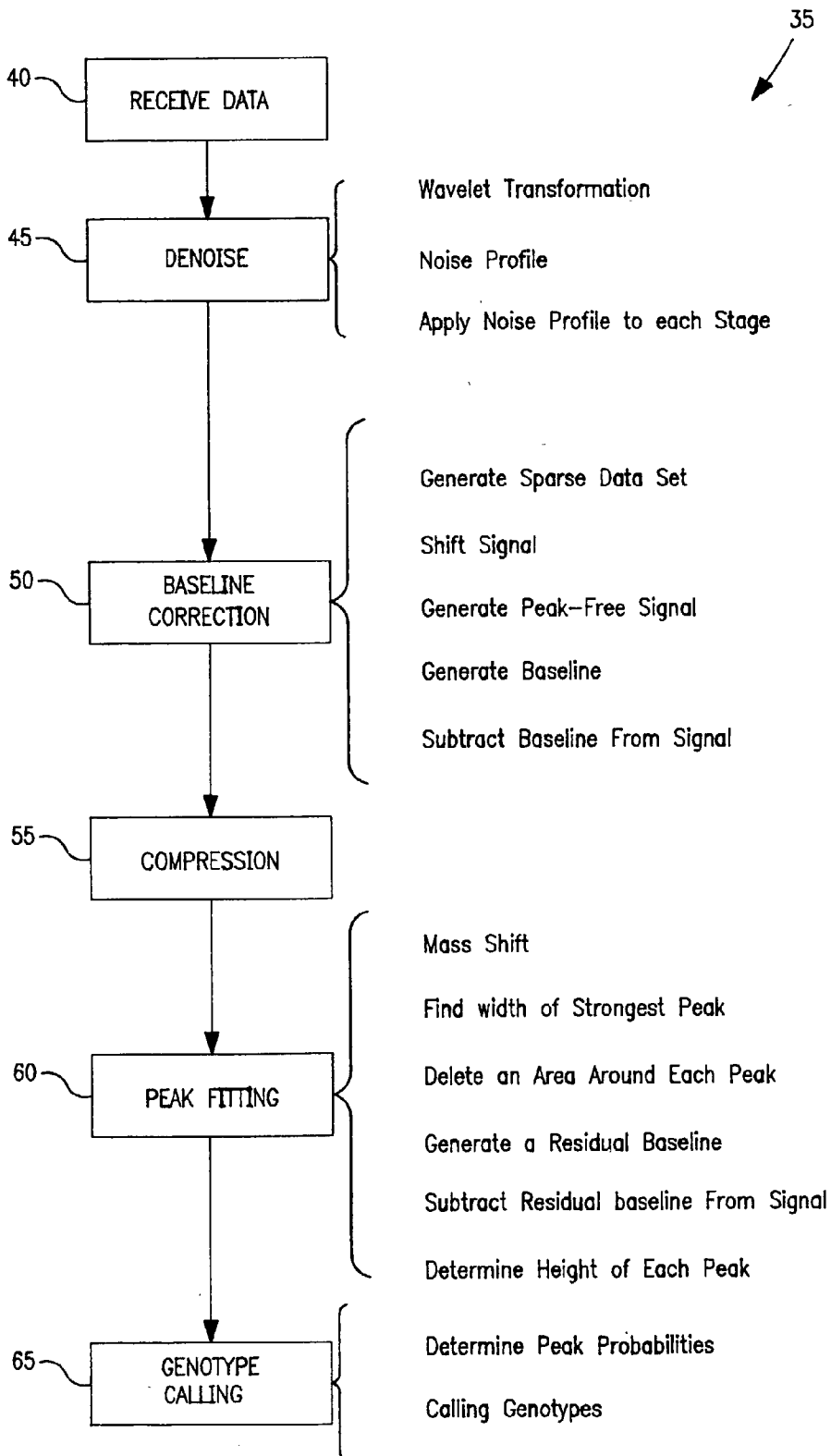


FIG. 25

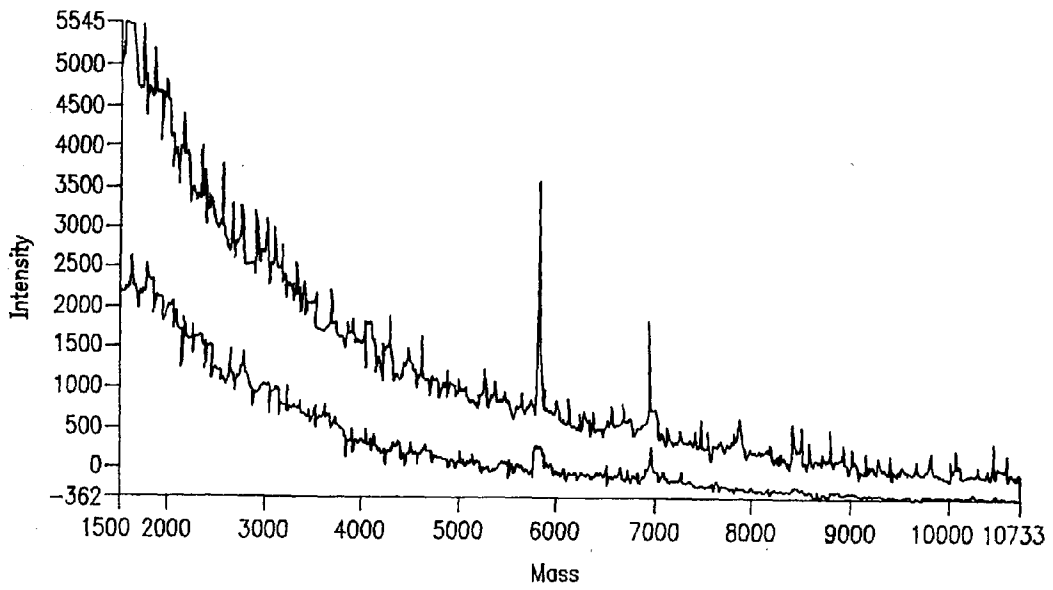


FIG. 26

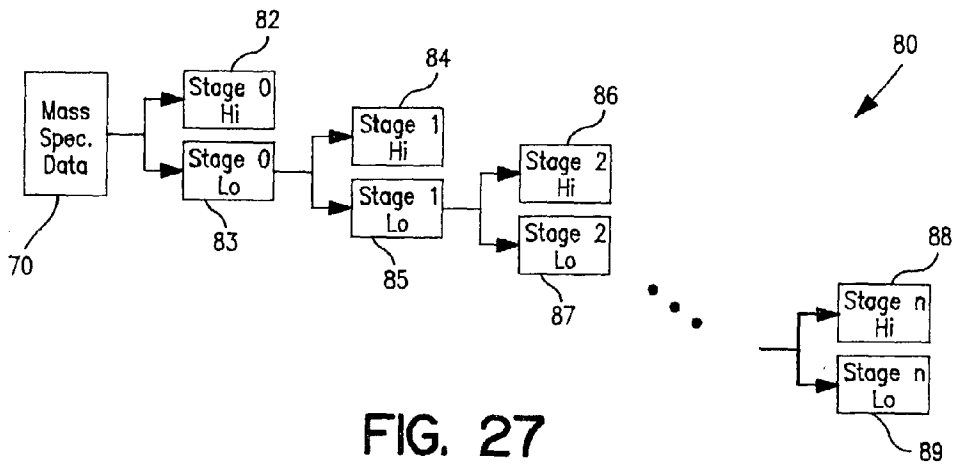


FIG. 27

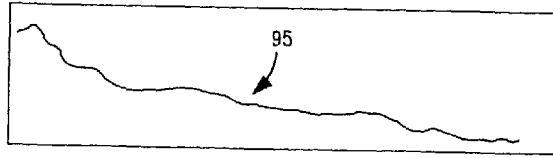


FIG. 28

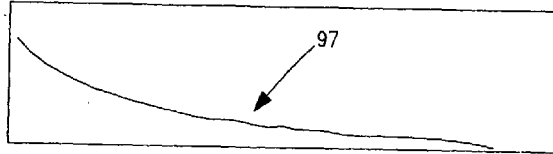


FIG. 29

Exp fitting
 $a_0 + a_1 \exp^{-a_2 m}$

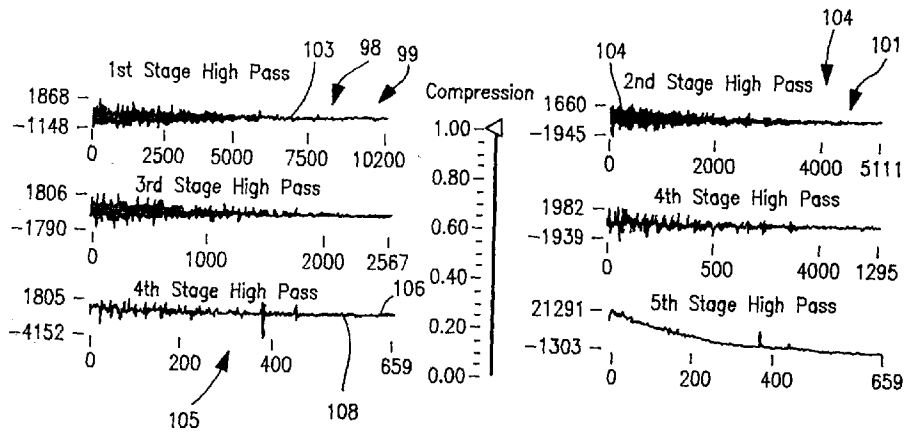


FIG. 30

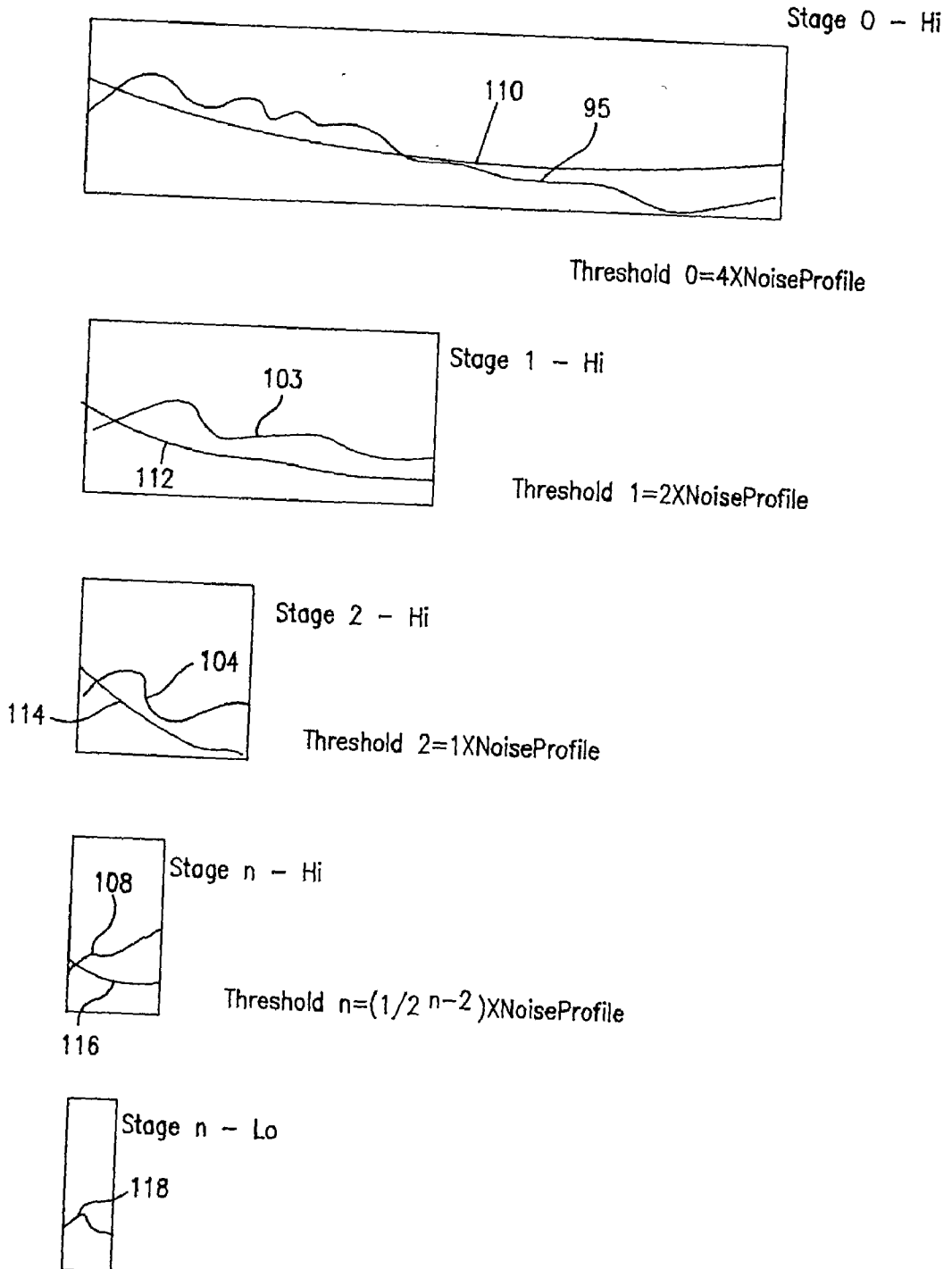


FIG. 3I

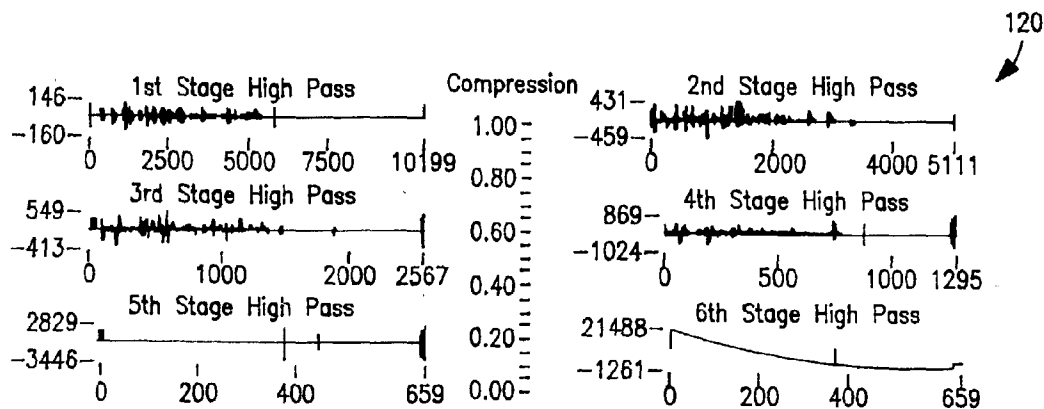


FIG. 32

$$\text{Signal}(t) = \frac{(\text{Start } 0(t) + \text{Start } 1(t) + \text{Start } 2(t) \dots + \text{Start } 23(t))}{24}$$

SHIFT SIGNAL TO ACCOUNT FOR
VARIATIONS DUE TO STARTING POINT

FIG. 33

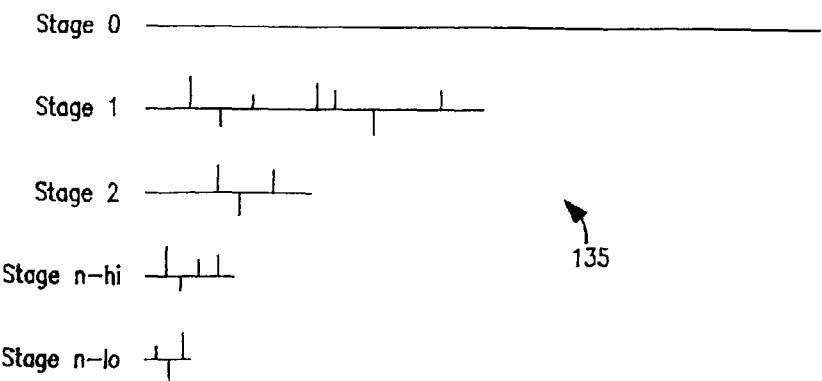


FIG. 34

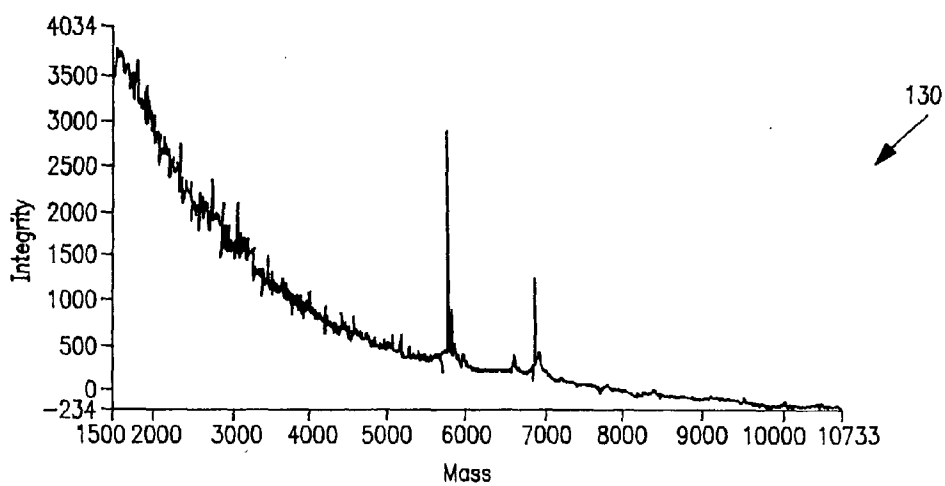


FIG. 35

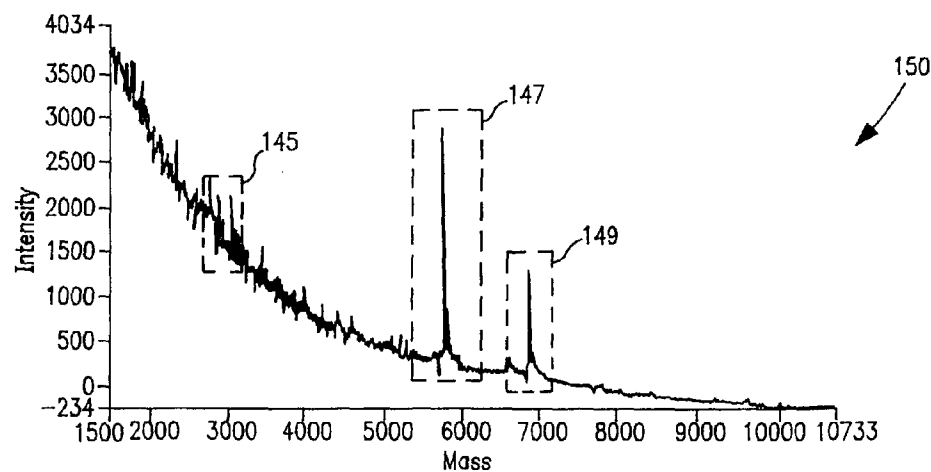


FIG. 13—TAKE A MOVING AVERAGE; REMOVE SECTIONS EXCEEDING A THRESHOLD

FIG. 36

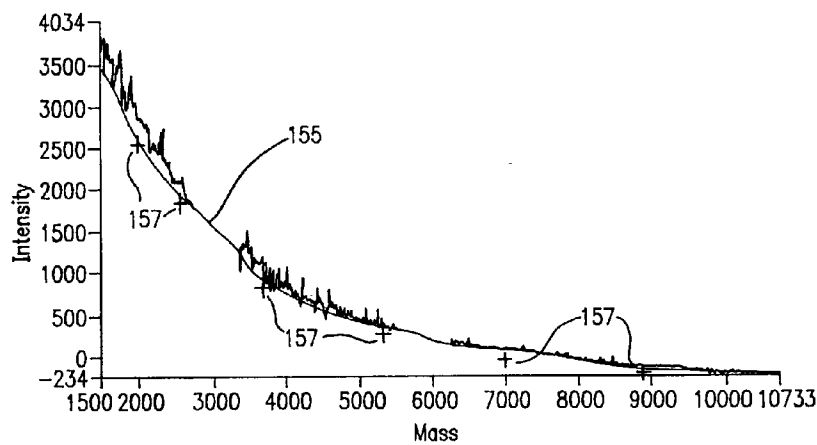


FIG. 37 FIND MINIMA IN REMAINING SIGNALS AND CONNECT TO FORM A PEAK FREE SIGNAL

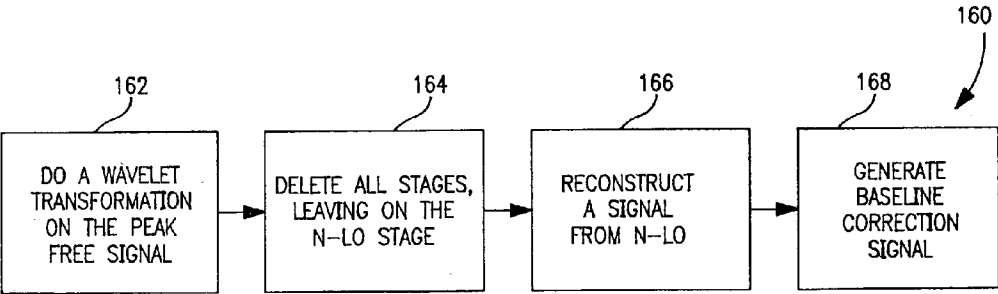


FIG. 38 GENRATE BASLELINE CORRECTION

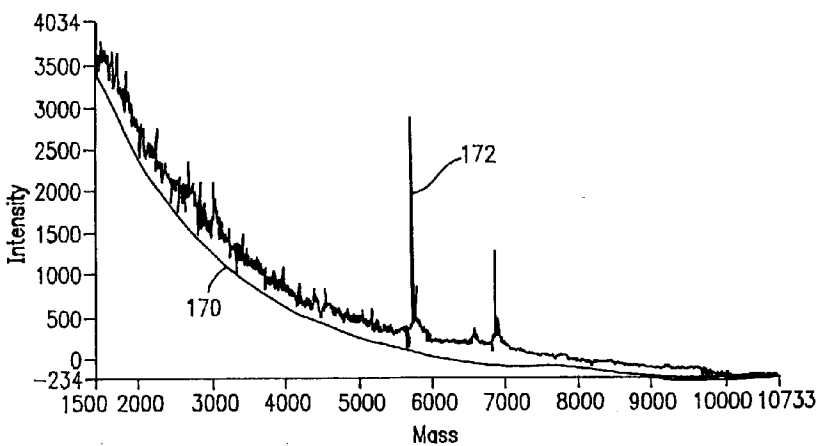


FIG. 39

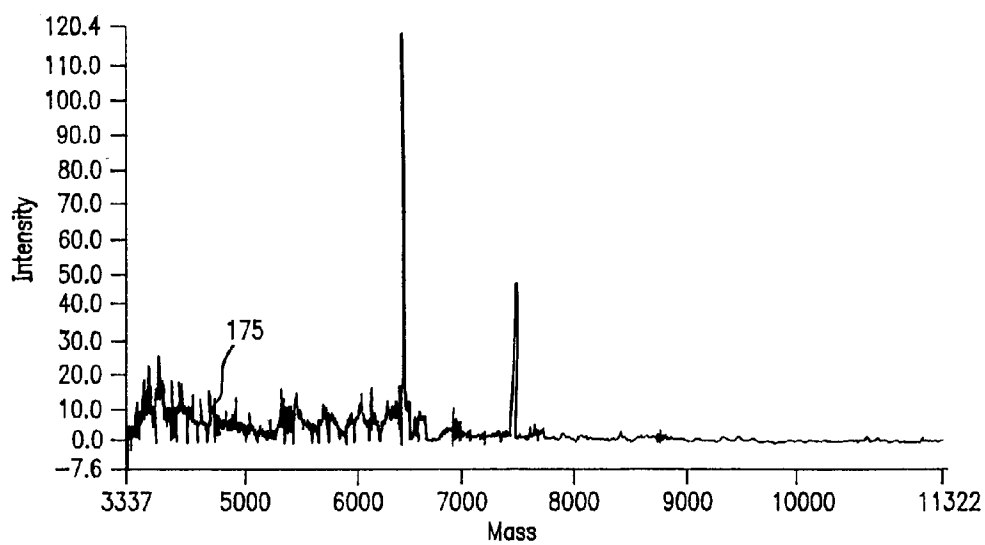


FIG. 40

NON-O		COEFFICIENTS		INTERMEDIATE		RELATIVE
183	100	25	182	100.025	186	100.025
	150	220		150.220		50.220
	500	.1		500.0001		350.0001
	10,050	800		10,050.8		9550.8
	10,075	890		10,075.89		25.89
	11,125	910		11,125.91		150.91
184	12,100	1000 (MAX)	188	12,100.99999	190	975.99999
	13,250	940		13,250.94		1150.94
						180
						195

FIG. 41

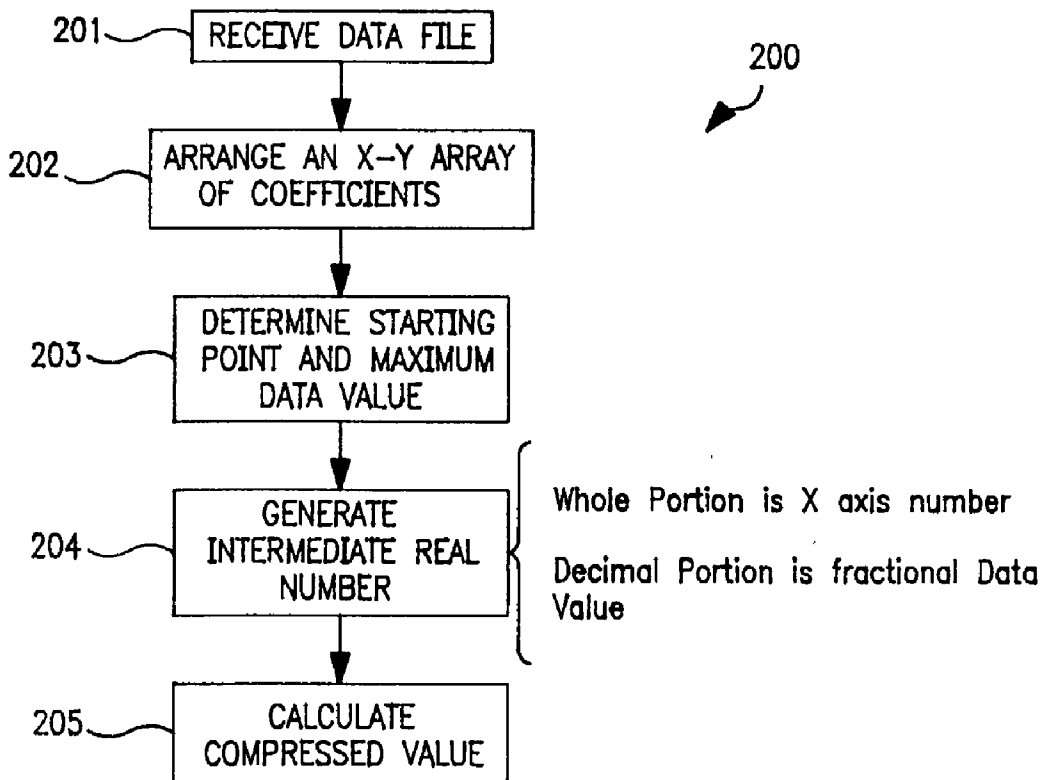


FIG. 42

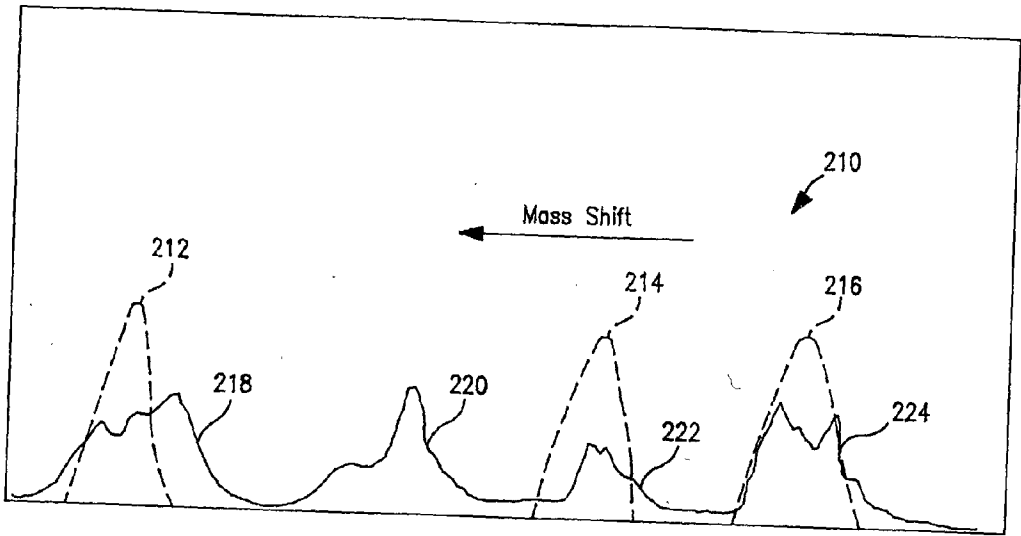


FIG. 43




FIG. 44

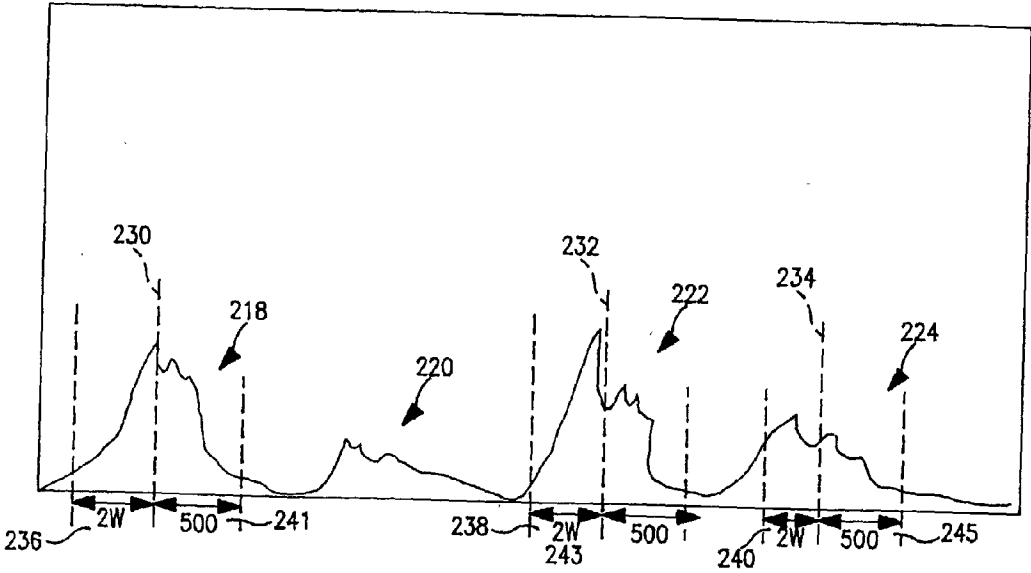


FIG. 45

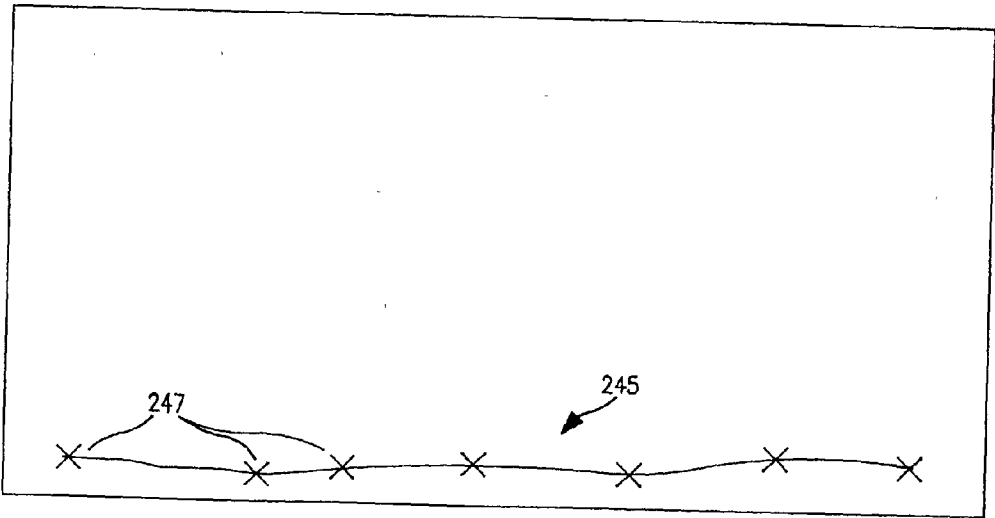


FIG. 46

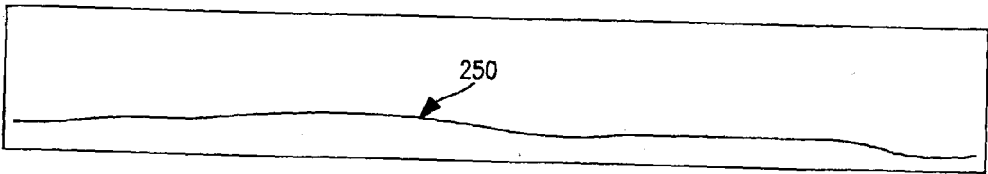


FIG. 47

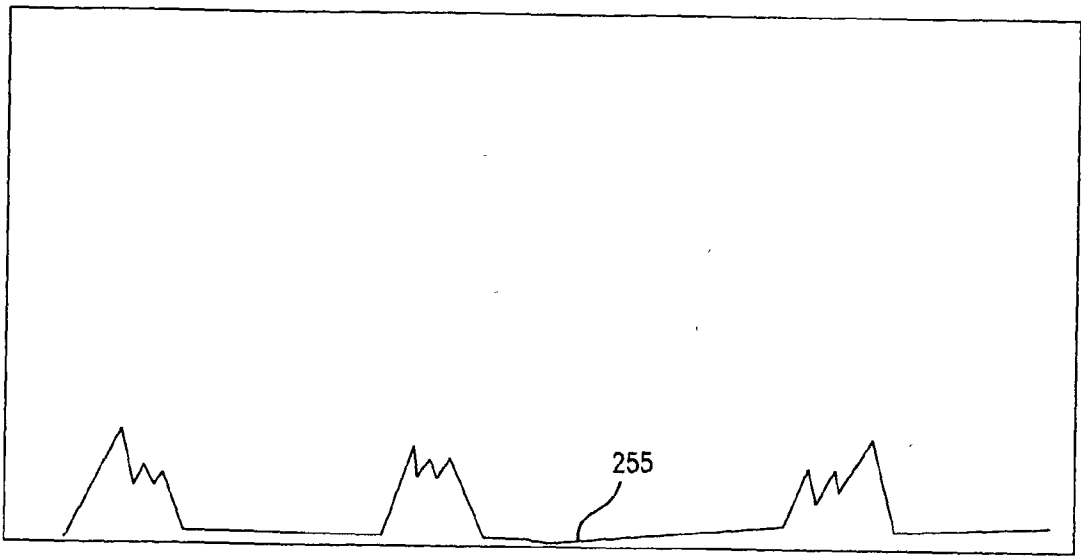


FIG. 48

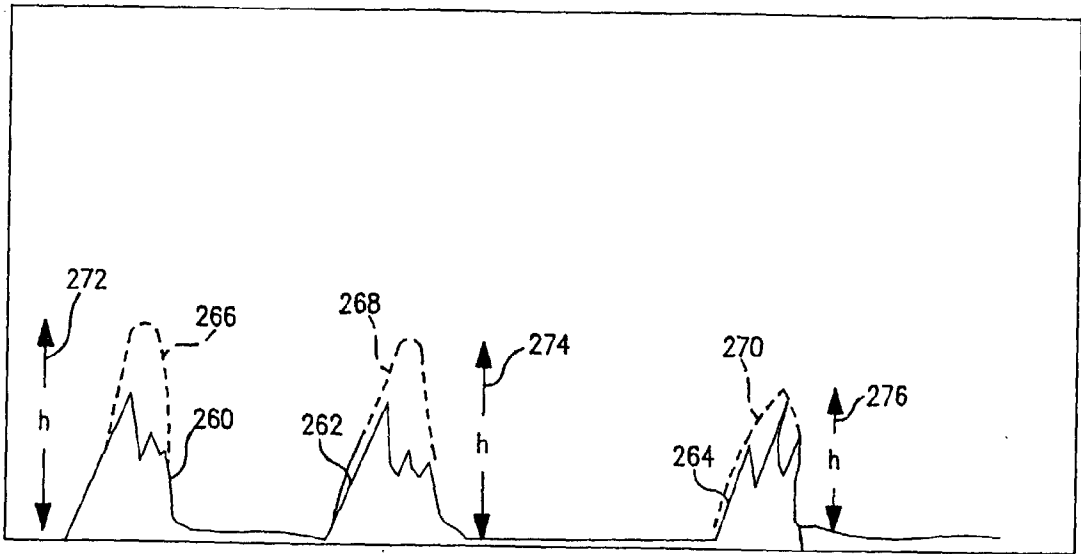


FIG. 49

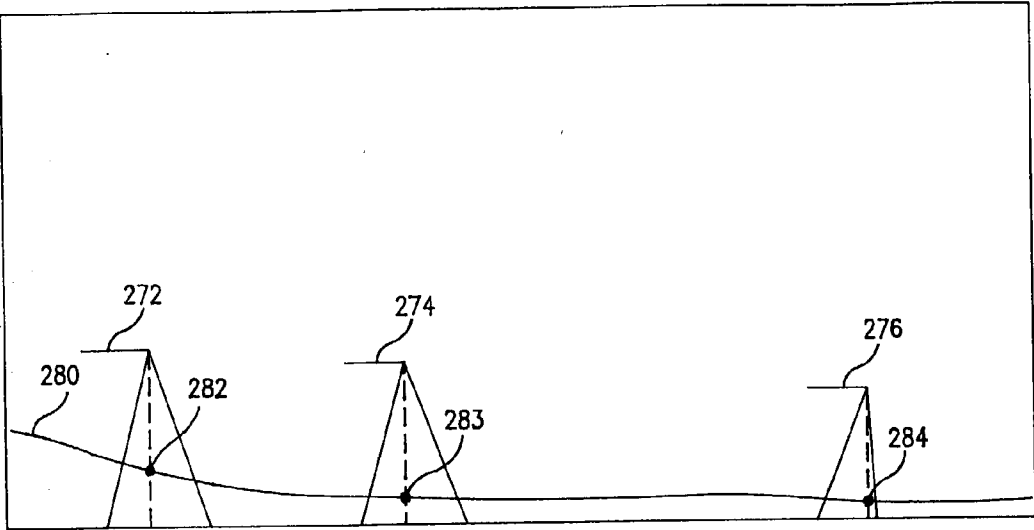


FIG. 50

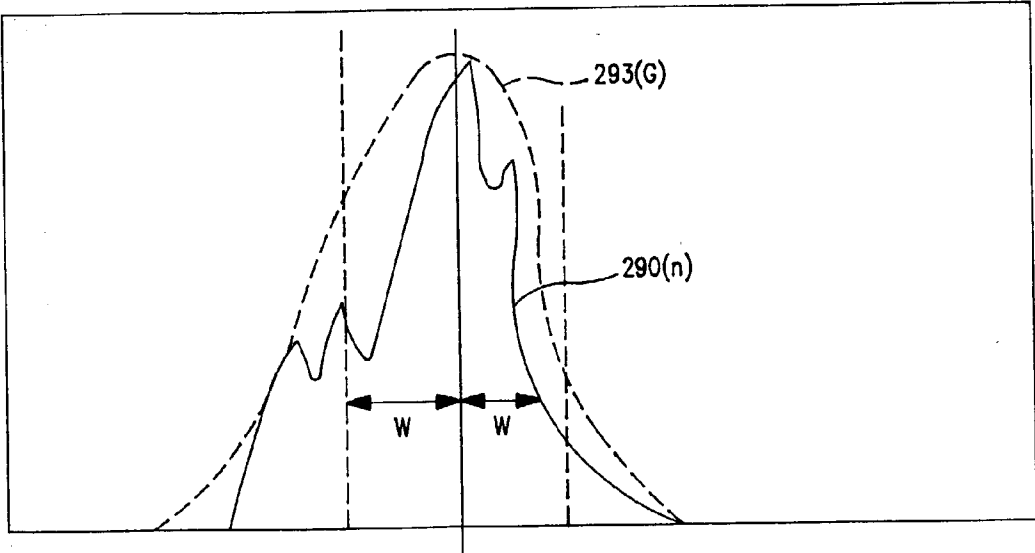
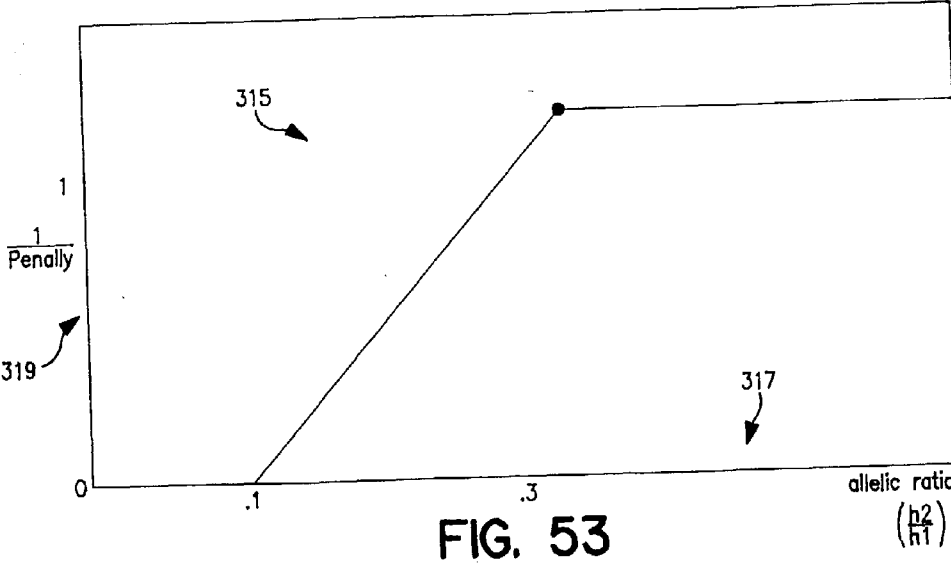
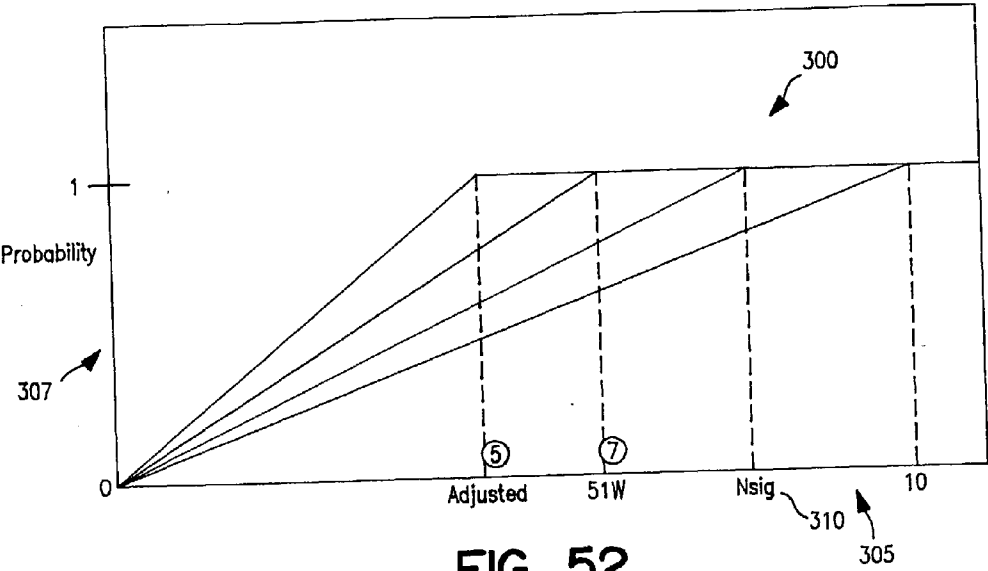


FIG. 51



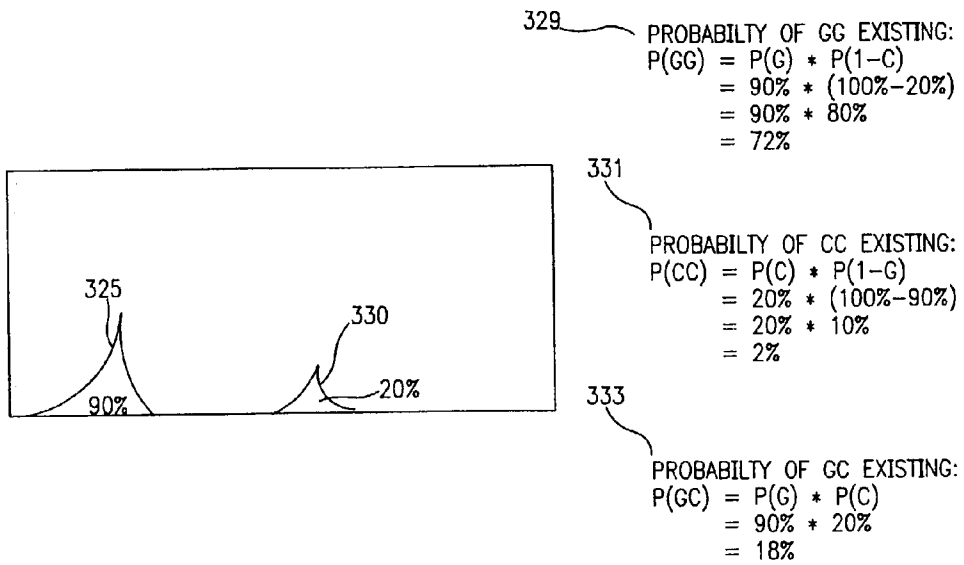


FIG. 54

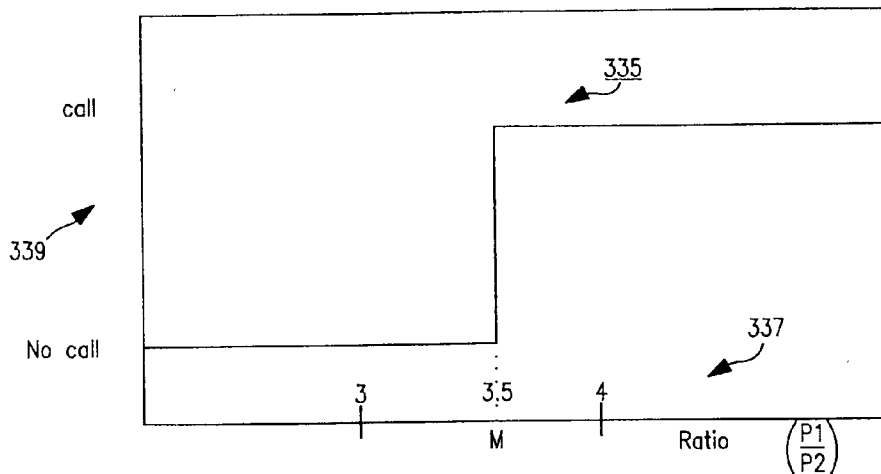


FIG. 55

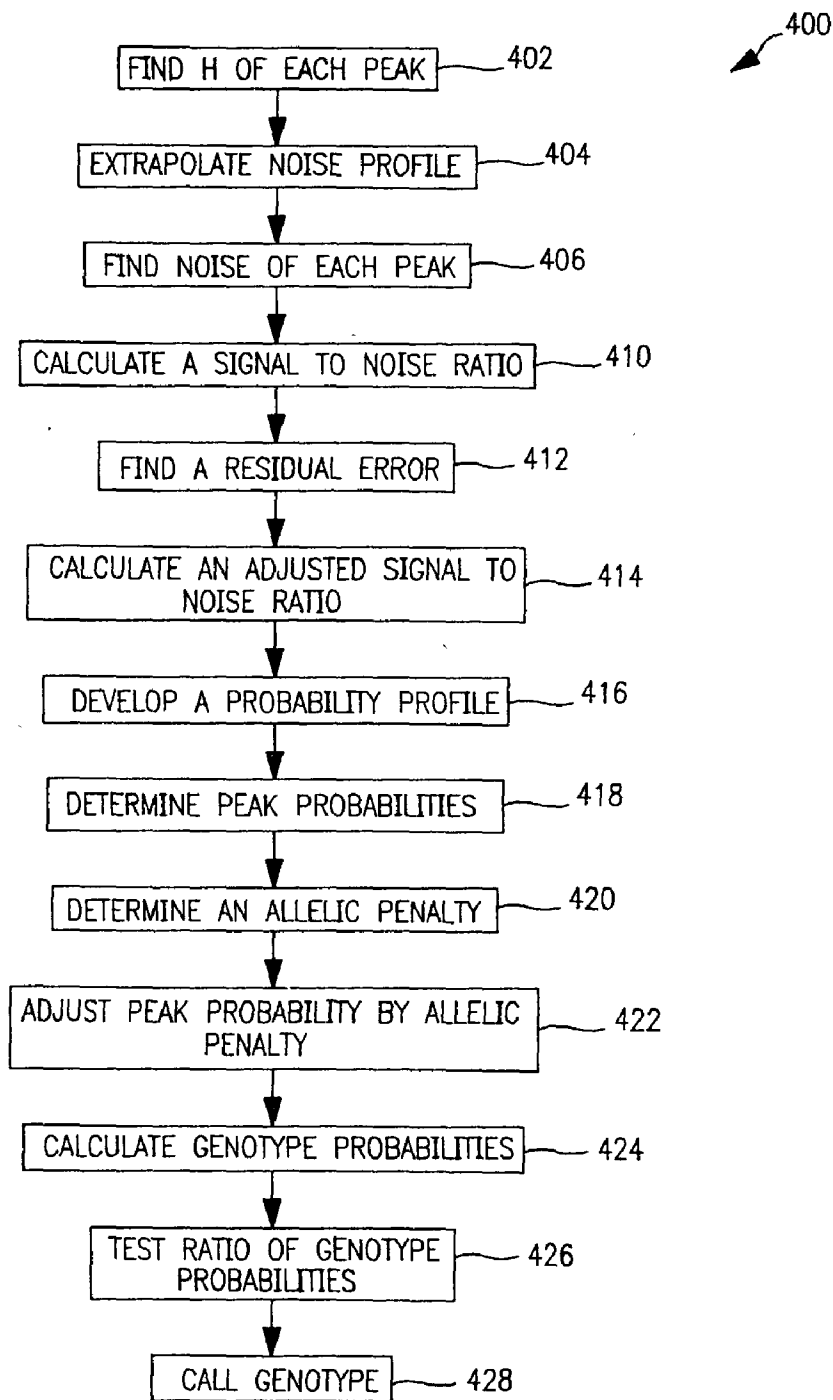


FIG. 56

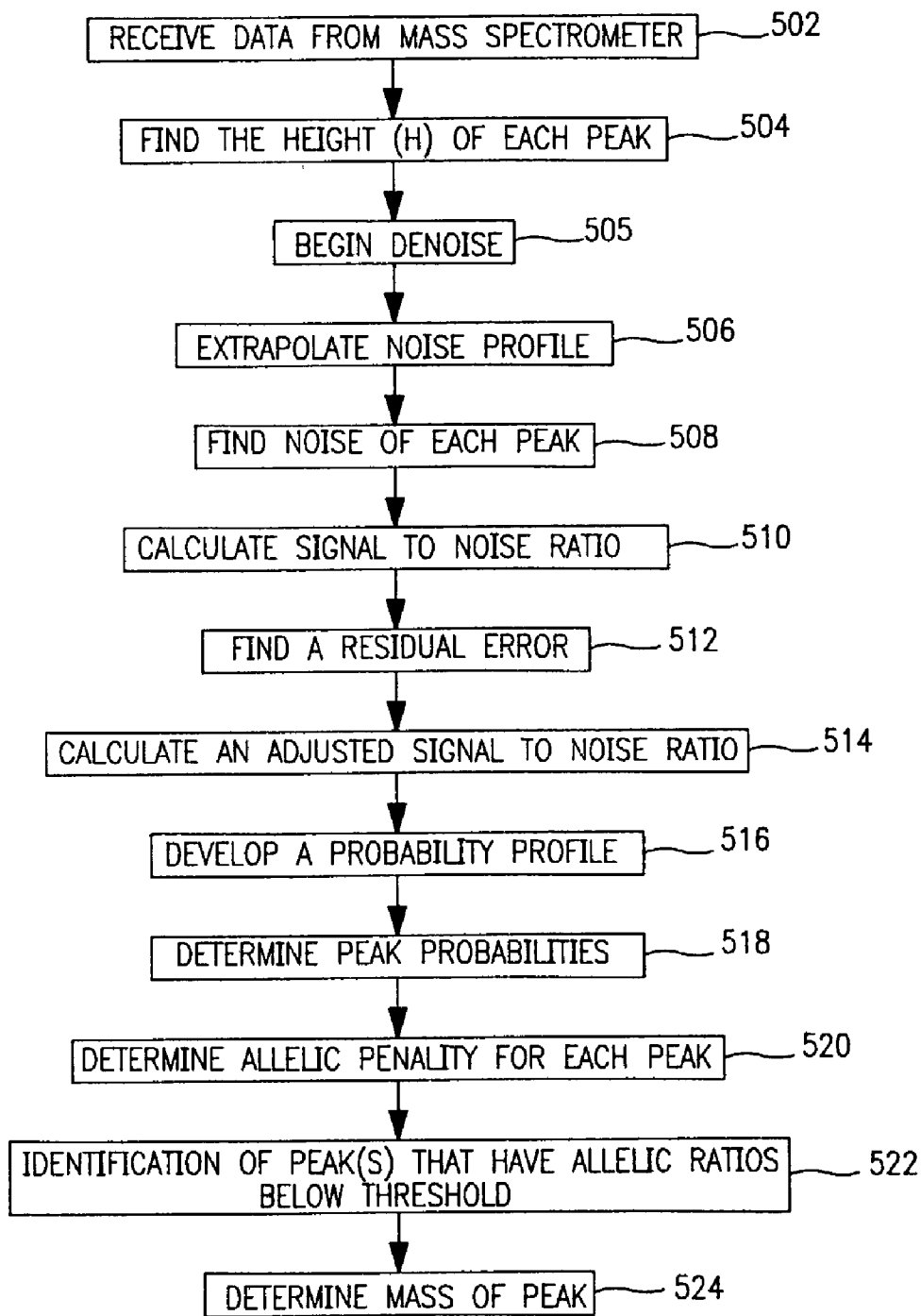


FIG. 57

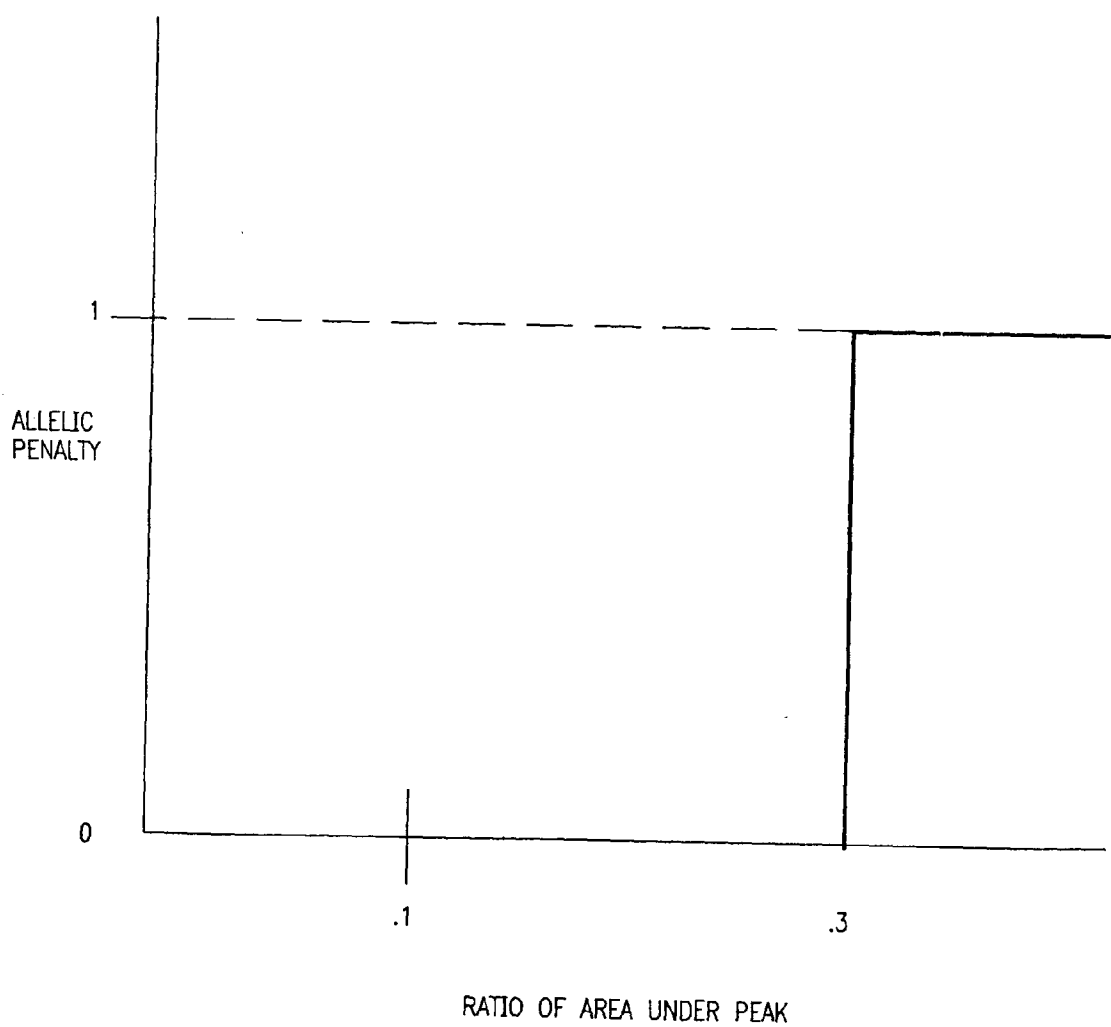


FIG. 58

METHODS FOR GENERATING DATABASES AND DATABASES FOR IDENTIFYING POLYMORPHIC GENETIC MARKERS

RELATED APPLICATIONS

[0001] This application is a divisional application of copending U.S. patent application Ser. No. 09/687,483, filed Oct. 13, 2000, to Andreas Braun, Hubert Koster, Dirk Van den Boom, Yip Ping, Charles Rodi, Liyan He, Norman Chiu and Christian Jurinke entitled "METHODS FOR GENERATING DATABASES AND DATABASES FOR IDENTIFYING POLYMORPHIC GENETIC MARKERS."

[0002] Benefit of priority under 35 U.S.C. § 119(e) to the following provisional applications is claimed herein:

[0003] U.S. provisional application Serial No. 60/217,658 to Andreas Braun, Hubert Koster; Dirk Van den Boom, filed Jul. 10, 2000, entitled "METHODS FOR GENERATING DATABASES AND DATABASES FOR IDENTIFYING POLYMORPHIC GENETIC MARKERS"; U.S. provisional application Serial No. 60/159,176 to Andreas Braun, Hubert Koster, Dirk Van den Boom, filed Oct. 13, 1999, entitled "METHODS FOR GENERATING DATABASES AND DATABASES FOR IDENTIFYING POLYMORPHIC GENETIC MARKERS"; U.S. provisional application Serial No. 60/217,251, filed Jul. 10, 2000, to Andreas Braun, entitled "POLYMORPHIC KINASE ANCHOR PROTEIN GENE SEQUENCES, POLYMORPHIC KINASE ANCHOR PROTEINS AND METHODS OF DETECTING POLYMORPHIC KINASE ANCHOR PROTEINS AND NUCLEIC ACIDS ENCODING THE SAME". This application is also a continuation-in-part of U.S. application Ser. No. 09/663,968, to Ping Yip, filed Sep. 19, 2000, entitled "METHOD AND DEVICE FOR IDENTIFYING A BIOLOGICAL SAMPLE."

[0004] The above-noted applications and provisional applications are incorporated by reference in their entirety.

FIELD OF THE INVENTION

[0005] Process and methods for creating a database of genomic samples from healthy human donors. Methods that use the database to identify and correlate with polymorphic genetic markers and other markers with diseases and conditions are provided.

BACKGROUND

[0006] Diseases in all organisms have a genetic component, whether inherited or resulting from the body's response to environmental stresses, such as viruses and toxins. The ultimate goal of ongoing genomic research is to use this information to develop new ways to identify, treat and potentially cure these diseases. The first step has been to screen disease tissue and identify genomic changes at the level of individual samples. The identification of these "disease" markers has then fueled the development and commercialization of diagnostic tests that detect these errant genes or polymorphisms. With the increasing numbers of genetic markers, including single nucleotide polymorphisms (SNPs), microsatellites, tandem repeats, newly mapped introns and exons, the challenge to the medical and pharmaceutical communities is to identify genotypes which not only identify the disease but also follow the progression of the disease and are predictive of an organism's response to treatment.

[0007] Currently the pharmaceutical and biotechnology industries find a disease and then attempt to determine the genomic basis for the disease. This approach is time consuming and expensive and in many cases involves the investigator guessing as to what pathways might be involved in the disease.

[0008] Genomics

[0009] Presently the two main strategies employed in analyzing the available genomic information are the technology driven reverse genetics brute force strategy and the knowledge-based pathway oriented forward genetics strategy. The brute force approach yields large databases of sequence information but little information about the medical or other uses of the sequence information. Hence this strategy yields intangible products of questionable value. The knowledge-based strategy yields small databases that contain a lot of information about medical uses of particular DNA sequences and other products in the pathway and yield tangible products with a high value.

[0010] Polymorphisms

[0011] Polymorphisms have been known since 1901 with the identification of blood types. In the 1950's they were identified on the level of proteins using large population genetic studies. In the 1980's and 1990's many of the known protein polymorphisms were correlated with genetic loci on genomic DNA. For example, the gene dose of the apolipoprotein E type 4 allele was correlated with the risk of Alzheimer's disease in late onset families (see, e.g., Corder et al. (1993) *Science* 261: 921-923; mutation in blood coagulation factor V was associated with resistance to activated protein C (see, e.g., Bertina et al. (1994) *Nature* 369:64-67); resistance to HIV-1 infection has been shown in Caucasian individuals bearing mutant alleles of the CCR-5 chemokine receptor gene (see, e.g., Samson et al. (1996) *Nature* 382:722-725); and a hypermutable tract in antigen presenting cells (APC, such as macrophages), has been identified in familial colorectal cancer in individuals of Ashkenzi jewish background (see, e.g., Laken et al. (1997) *Nature Genet.* 17:79-83). There can be more than three million polymorphic sites in the human genome. Many have been identified, but not yet characterized or mapped or associated with a marker.

[0012] Single Nucleotide Polymorphisms (SNPs)

[0013] Much of the focus of genomics has been in the identification of SNPs, which are important for a variety of reasons. They allow indirect testing (association of haplotypes) and direct testing (functional variants). They are the most abundant and stable genetic markers. Common diseases are best explained by common genetic alterations, and the natural variation in the human population aids in understanding disease, therapy and environmental interactions.

[0014] Currently, the only available method to identify SNPs in DNA is by sequencing, which is expensive, difficult and laborious. Furthermore, once a SNP is discovered it must be validated to determine if it is a real polymorphism and not a sequencing error. Also, discovered SNPs must then be evaluated to determine if they are associated with a particular phenotype. Thus, there is a need to develop new paradigms for identifying the genomic basis for disease and markers thereof. Therefore, it is an object herein to provide methods for identifying the genomic basis of disease and markers thereof.

SUMMARY

[0015] Databases and methods using the databases are provided herein. The databases comprise sets of parameters associated with subjects in populations selected only on the basis of being healthy (i.e., where the subjects are mammals, such as humans, they are selected based upon apparent health and no detectable infections). The databases can be sorted based upon one or more of the selected parameters.

[0016] The databases, for example, can be relational databases, in which an index that represents each subject serves to relate parameters, which are the data, such as age, ethnicity, sex, medical history, etc. and ultimately genotypic information, that was inputted into and stored in the database. The database can then be sorted according to these parameters. Initially, the parameter information is obtained from a questionnaire answered by each subject from whom a body tissue or body fluid sample is obtained. As additional information about each sample is obtained, this information can be entered into the database and can serve as a sorting parameter.

[0017] The databases obtained from healthy individuals have numerous uses, such as correlating known polymorphisms with a phenotype or disease. The databases can be used to identify alleles that are deleterious, that are beneficial, and that are correlated with diseases.

[0018] For purposes herein, genotypic information can be obtained by any method known to those of skill in the art, but is generally obtained using mass spectrometry.

[0019] Also provided herein, is a new use for existing databases of subjects and genotypic and other parameters, such as age, ethnicity, race, and gender. Any database can be sorted according to the methods herein, and alleles that exhibit statistically significant correlations with any of the sorting parameters can be identified. It is noted, however, is noted, that the databases provided herein and randomly selected databases will perform better in these methods, since disease-based databases suffer numerous limitations, including their relatively small size, the homogeneity of the selected disease population, and the masking effect of the polymorphism associated with the markers for which the database was selected. Hence, the healthy database provided herein, provides advantages not heretofore recognized or exploited. The methods provided herein can be used with a selected database, including disease-based databases, with or without sorting for the discovery and correlation of polymorphisms. In addition, the databases provided herein represent a greater genetic diversity than the unselected databases typically utilized for the discovery of polymorphisms and thus allow for the enhanced discovery and correlation of polymorphisms.

[0020] The databases provided herein can be used for taking an identified polymorphism and ascertaining whether it changes in frequency when the data are sorted according to a selected parameter.

[0021] One use of these methods is correlating a selected marker with a particular parameter by following the occurrence of known genetic markers and then, having made this correlation, determining or identifying correlations with diseases. Examples of this use are p53 and Lipoprotein Lipase polymorphism. As exemplified herein, known markers are shown to have particular correlation with certain

groups, such as a particular ethnicity or race or one sex. Such correlations will then permit development of better diagnostic tests and treatment regimens.

[0022] These methods are valuable for identifying one or more genetic markers whose frequency changes within the population as a function of age, ethnic group, sex or some other criteria. This can allow the identification of previously unknown polymorphisms and ultimately a gene or pathway involved in the onset and progression of disease.

[0023] The databases and methods provided herein permit, among other things, identification of components, particularly key components, of a disease process by understanding its genetic underpinnings and also permit an understanding of processes, such as individual drug responses. The databases and methods provided herein also can be used in methods involving elucidation of pathological pathways, in developing new diagnostic assays, identifying new potential drug targets, and in identifying new drug candidates.

[0024] The methods and databases can be used with experimental procedures, including, but are not limited to, in silico SNP identification, in vitro SNP identification/verification, genetic profiling of large populations, and in bio-statistical analyses and interpretations.

[0025] Also provided herein, are combinations that contain a database provided herein and a biological sample from a subject in the database, and typically biological samples from all subjects or a plurality of subjects in the database. Collections of the tissue and body fluid samples are also provided.

[0026] Also, provided herein, are methods for determining a genetic marker that correlates with age, comprising identifying a polymorphism and determining the frequency of the polymorphism with increasing age in a healthy population.

[0027] Further provided herein are methods for determining whether a genetic marker correlates with susceptibility to morbidity, early mortality, or morbidity and early mortality, comprising identifying a polymorphism and determining the frequency of the polymorphism with increasing age in a healthy population.

[0028] Any of the methods herein described can be used out in a multiplex format.

[0029] Also provided are an apparatus and process for accurately identifying genetic information. It is another object herein that genetic information be extracted from genetic data in a highly automated manner. Therefore, to overcome the deficiencies in the known conventional systems, methods and apparatus for identifying a biological sample are provided.

[0030] Briefly, the method and system for identifying a biological sample generates a data set indicative of the composition of the biological sample. In a particular example, the data set is DNA spectrometry data received from a mass spectrometer. The data set is denoised, and a baseline is deleted. Since possible compositions of the biological sample can be known, expected peak areas can be determined. Using the expected peak areas, a residual baseline is generated to further correct the data set. Probable peaks are then identifiable in the corrected data set, which are used to identify the composition of the biological

sample. In a disclosed example, statistical methods are employed to determine the probability that a probable peak is an actual peak, not an actual peak, or that the data too inconclusive to call.

[0031] Advantageously, the method and system for identifying a biological sample accurately makes composition calls in a highly automated manner. In such a manner, complete SNP profile information, for example, can be collected efficiently. More importantly, the collected data are analyzed with highly accurate results. For example, when a particular composition is called, the result can be relied upon with great confidence. Such confidence is provided by the robust computational process employed

DESCRIPTION OF THE DRAWINGS

[0032] FIG. 1 depicts an exemplary sample bank. Panel 1 shows the samples as a function of sex and ethnicity. Panel 2 shows the Caucasians as a function of age. Panel 3 shows the Hispanics as a function of age.

[0033] FIGS. 2A and 2C show an age- and sex-distribution of the 291S allele of the lipoprotein lipase gene in which a total of 436 males and 589 females were investigated. FIG. 2B shows an age distribution for the 436 males.

[0034] FIG. 3 is an exemplary questionnaire for population-based sample banking.

[0035] FIG. 4 depicts processing and tracking of blood sample components.

[0036] FIG. 5 depicts the allelic frequency of "sick" alleles and "healthy" alleles as a function of age. It is noted that the relative frequency of healthy alleles increases in a population with increasing age.

[0037] FIG. 6 depicts the age-dependent distribution of ApoE genotypes (see, Schächter et al. (1994) *Nature Genetics* 6:29-32).

[0038] FIG. 7A-D depicts age-related and genotype frequency of the p53 (tumor suppressor) codon 72 among the Caucasian population in the database. *R72 and *P72 represent the frequency of the allele in the database population. R72, R72P, and P72 represent the genotypes of the individuals in the population. The frequency of the homozygous P72 allele drops from 6.7% to 3.7% with age.

[0039] FIG. 8 depicts the allele and genotype frequencies of the p21 S31R allele as a function of age.

[0040] FIG. 9 depicts the frequency of the FVII Allele 353Q in pooled versus individual samples.

[0041] FIG. 10 depicts the frequency of the CETP (cholesterol ester transfer protein) allele in pooled versus individual samples.

[0042] FIG. 11 depicts the frequency of the plasminogen activator inhibitor-1 (PAI-1) 5G in pooled versus individual samples.

[0043] FIG. 12 shows mass spectra of the samples and the ethnic diversity of the PAI-1 alleles.

[0044] FIG. 13 shows mass spectra of the samples and the ethnic diversity of the CETP 405 alleles.

[0045] FIG. 14 shows mass spectra of the samples and the ethnic diversity of the Factor VII 353 alleles.

[0046] FIG. 15 shows ethnic diversity of PAI-1, CETP and Factor VII using the pooled DNA samples.

[0047] FIG. 16 shows the p53-Rb pathway and the relationships among the various factors in the pathway.

[0048] FIG. 17, which is a block diagram of a computer constructed to provide and process the databases described herein, depicts a typical computer system for storing and sorting the databases provided herein and practicing the methods provided herein.

[0049] FIG. 18 is a flow diagram that illustrates the processing steps performed using the computer illustrated in FIG. 17, to maintain and provide access to the databases for identifying polymorphic genetic markers.

[0050] FIG. 19 is a histogram showing the allele and genotype distribution in the age and sex stratified Caucasian population for the AKAP10-1 locus. Bright green bars show frequencies in individuals younger than 40 years. Dark green bars show frequencies in individuals older than 60 years.

[0051] FIG. 20 is a histogram showing the allele and genotype distribution in the age and sex stratified Caucasian population for the AKAP10-5 locus. Bright green bars show frequencies in individuals younger than 40 years; dark green bars show frequencies in individuals older than 60 years.

[0052] FIG. 21 is a histogram showing the allele and genotype distribution in the age and sex stratified Caucasian population for the h-msrA locus. Genotype difference between male age groups is significant. Bright green bars show frequencies in individuals younger than 40 years. Dark green bars show frequencies in individuals older than 60 years.

[0053] FIG. 22A-D is a sample data collection questionnaire used for the healthy database.

[0054] FIG. 23 is a flowchart showing processing performed by the computing device of FIG. 24 when performing genotyping of sense strands and antisense strands from assay fragments.

[0055] FIG. 24 is a block diagram showing a system provided herein;

[0056] FIG. 25 is a flowchart of a method of identifying a biological sample provided herein;

[0057] FIG. 26 is a graphical representation of data from a mass spectrometer;

[0058] FIG. 27 is a diagram of wavelet transformation of mass spectrometry data;

[0059] FIG. 28 is a graphical representation of wavelet stage 0 hi data;

[0060] FIG. 29 is a graphical representation of stage 0 noise profile;

[0061] FIG. 30 is a graphical representation of generating stage noise standard deviations;

[0062] FIG. 31 is a graphical representation of applying a threshold to data stages;

[0063] FIG. 32 is a graphical representation of a sparse data set;

[0064] FIG. 33 is a formula for signal shifting;

[0065] FIG. 34 is a graphical representation of a wavelet transformation of a denoised and shifted signal;

[0066] FIG. 35 is a graphical representation of a denoised and shifted signal;

[0067] FIG. 36 is a graphical representation of removing peak sections;

[0068] FIG. 37 is a graphical representation of generating a peak free signal;

[0069] FIG. 38 is a block diagram of a method of generating a baseline correction;

[0070] FIG. 39 is a graphical representation of a baseline and signal;

[0071] FIG. 40 is a graphical representation of a signal with baseline removed;

[0072] FIG. 41 is a table showing compressed data;

[0073] FIG. 42 is a flowchart of method for compressing data;

[0074] FIG. 43 is a graphical representation of mass shifting;

[0075] FIG. 44 is a graphical representation of determining peak width;

[0076] FIG. 45 is a graphical representation of removing peaks;

[0077] FIG. 46 is a graphical representation of a signal with peaks removed;

[0078] FIG. 47 is a graphical representation of a residual baseline;

[0079] FIG. 48 is a graphical representation of a signal with residual baseline removed;

[0080] FIG. 49 is a graphical representation of determining peak height;

[0081] FIG. 50 is a graphical representation of determining signal-to-noise for each peak;

[0082] FIG. 51 is a graphical representation of determining a residual error for each peak;

[0083] FIG. 52 is a graphical representation of peak probabilities;

[0084] FIG. 53 is a graphical representation of applying an allelic ratio to peak probability;

[0085] FIG. 54 is a graphical representation of determining peak probability;

[0086] FIG. 55 is a graphical representation of calling a genotype;

[0087] FIG. 56 is a flowchart showing a statistical procedure for calling a genotype;

[0088] FIG. 57 is a flowchart showing processing performed by the computing device of FIG. 1 when performing standardless genotyping; and

[0089] FIG. 58 is graphical representation of applying an allelic ratio to peak probability for standardless genotype processing.

DETAILED DESCRIPTION

[0090] Definitions

[0091] Unless defined otherwise, all technical and scientific terms used herein have the same meaning as is commonly understood by one of ordinary skill in the art to which this invention belongs. All patents, applications, published applications and other publications and sequences from GenBank and other databases referred to herein throughout the disclosure are incorporated by reference in their entirety.

[0092] As used herein, a biopolymer includes, but is not limited to, nucleic acid, proteins, polysaccharides, lipids and other macromolecules. Nucleic acids include DNA, RNA, and fragments thereof. Nucleic acids can be derived from genomic DNA, RNA, mitochondrial nucleic acid, chloroplast nucleic acid and other organelles with separate genetic material.

[0093] As used herein, morbidity refers to conditions, such as diseases or disorders, that compromise the health and well-being of an organism, such as an animal. Morbidity susceptibility or morbidity-associated genes are genes that, when altered, for example, by a variation in nucleotide sequence, facilitate the expression of a specific disease clinical phenotype. Thus, morbidity susceptibility genes have the potential, upon alteration, of increasing the likelihood or general risk that an organism will develop a specific disease.

[0094] As used herein, mortality refers to the statistical likelihood that an organism, particularly an animal, will not survive a full predicted lifespan. Hence, a trait or a marker, such as a polymorphism, associated with increased mortality is observed at a lower frequency in older than younger segments of a population.

[0095] As used herein, a polymorphism, e.g. genetic variation, refers to a variation in the sequence of a gene in the genome amongst a population, such as allelic variations and other variations that arise or are observed. Thus, a polymorphism refers to the occurrence of two or more genetically determined alternative sequences or alleles in a population. These differences can occur in coding and non-coding portions of the genome, and can be manifested or detected as differences in nucleic acid sequences, gene expression, including, for example transcription, processing, translation, transport, protein processing, trafficking, DNA synthesis, expressed proteins, other gene products or products of biochemical pathways or in post-translational modifications and any other differences manifested amongst members of a population. A single nucleotide polymorphism (SNP) refers to a polymorphism that arises as the result of a single base change, such as an insertion, deletion or change in a base.

[0096] A polymorphic marker or site is the locus at which divergence occurs. Such site can be as small as one base pair (an SNP). Polymorphic markers include, but are not limited to, restriction fragment length polymorphisms, variable number of tandem repeats (VNTR's), hypervariable regions, minisatellites, dinucleotide repeats, trinucleotide repeats, tetranucleotide repeats and other repeating patterns, simple sequence repeats and insertional elements, such as Alu. Polymorphic forms also are manifested as different mendelian alleles for a gene. Polymorphisms can be observed by differences in proteins, protein modifications, RNA expression modification, DNA and RNA methylation, regulatory

factors that alter gene expression and DNA replication, and any other manifestation of alterations in genomic nucleic acid or organelle nucleic acids.

[0097] As used herein, a healthy population refers to a population of organisms, including but are not limited to, animals, bacteria, viruses, parasites, plants, eubacteria, and others, that are disease free. The concept of disease-free is a function of the selected organism. For example, for mammals it refers to a subject not manifesting any disease state. Practically a healthy subject, when human, is defined as human donor who passes blood bank criteria to donate blood for eventual use in the general population. These criteria are as follows: free of detectable viral, bacterial, mycoplasma, and parasitic infections; not anemic; and then further selected based upon a questionnaire regarding history (see **FIG. 3**). Thus, a healthy population represents an unbiased population of sufficient health to donate blood according to blood bank criteria, and not further selected for any disease state. Typically such individuals are not taking any medications. For plants, for example, it is a plant population that does not manifest diseases pathology associated with plants. For bacteria it is a bacterial population replicating without environmental stress, such as selective agents, heat and other pathogens.

[0098] As used herein, a healthy database (or healthy patient database) refers to a database of profiles of subjects that have not been pre-selected for any particular disease. Hence, the subjects that serve as the source of data for the database are selected, according to predetermined criteria, to be healthy. In contrast to other such databases that have been pre-selected for subjects with a particular disease or other characteristic, the subjects for the database provided herein are not so-selected. Also, if the subjects do manifest a disease or other condition, any polymorphism discovered or characterized should be related to an independent disease or condition. In a one embodiment, where the subjects are human, a healthy subject manifests no disease symptoms and meets criteria, such as those set by blood banks for blood donors.

[0099] Thus, the subjects for the database are a population of any organism, including, but are not limited to, animals, plants, bacteria, viruses, parasites and any other organism or entity that has nucleic acid. Among subjects are mammals, such as, although not necessarily, humans. Such a database can capture the diversity of a population, thus providing for discovery of rare polymorphisms.

[0100] As used herein, a profile refers to information relating to, but not limited to and not necessarily including all of, age, sex, ethnicity, disease history, family history, phenotypic characteristics, such as height and weight and other relevant parameters. A sample collect information form is shown in **FIG. 22**, which illustrates profile intent.

[0101] As used herein, a disease state is a condition or abnormality or disorder that can be inherited or result from environmental stresses, such as toxins, bacterial, fungal and viral infections.

[0102] As used herein, set of non-selected subjects means that the subjects have not been pre-selected to share a common disease or other characteristic. They can be selected to be healthy as defined herein.

[0103] As used herein, a phenotype refers to a set of parameters that includes any distinguishable trait of an

organism. A phenotype can be physical traits and can be, in instances in which the subject is an animal, a mental trait, such as emotional traits. Some phenotypes can be determined by observation elicited by questionnaires (see, e.g., **FIGS. 3** and **22**) or by referring to prior medical and other records. For purposes herein, a phenotype is a parameter around which the database can be sorted.

[0104] As used herein, a parameter is any input data that will serve as a basis for sorting the database. These parameters will include phenotypic traits, medical histories, family histories and any other such information elicited from a subject or observed about the subject. A parameter can describe the subject, some historical or current environmental or social influence experienced by the subject, or a condition or environmental influence on someone related to the subject. Parameters include, but are not limited to, any of those described herein, and known to those of skill in the art.

[0105] As used herein, haplotype refers to two or polymorphism located on a single DNA strand. Hence, haplotyping refers to identification of two or more polymorphisms on a single DNA strand. Haplotypes can be indicative of a phenotype. For some disorders a single polymorphism can suffice to indicate a trait; for others a plurality (i.e., a haplotype) can be needed. Haplotyping can be performed by isolating nucleic acid and separating the strands. In addition, when using enzymes such as certain nucleases, that produce, different size fragments from each strand, strand separation is not needed for haplotyping.

[0106] As used herein, pattern with reference to a mass spectrum or mass spectrometric analyses, refers to a characteristic distribution and number of signals (such peaks or digital representations thereof).

[0107] As used herein, signal in the context of a mass spectrum and analysis thereof refers to the output data, which the number or relative number of molecules having a particular mass. Signals include "peaks" and digital representations thereof.

[0108] As used herein, adaptor, when used with reference to haplotyping using Fen ligase, refers to a nucleic acid that specifically hybridizes to a polymorphism of interest. An adaptor can be partially double-stranded. An adaptor complex is formed when an adaptor hybridizes to its target.

[0109] As used herein, a target nucleic acid refers to any nucleic acid of interest in a sample. It can contain one or more nucleotides.

[0110] As used herein, standardless analysis refers to a determination based upon an internal standard. For example, the frequency of a polymorphism can be determined herein by comparing signals within a single mass spectrum.

[0111] As used herein, amplifying refers to methods for increasing the amount of a bipolymer, especially nucleic acids. Based on the 5' and 3' primers that are chosen, amplication also serves to restrict and define the region of the genome which is subject to analysis. Amplification can be performed by any method known to those skilled in the art, including use of the polymerase chain reaction (PCR) etc. Amplification, e.g., PCR must be done quantitatively when the frequency of polymorphism is required to be determined.

[0112] As used herein, cleaving refers to non-specific and specific fragmentation of a biopolymer.

[0113] As used herein, multiplexing refers to the simultaneous detection of more than one polymorphism. Methods for performing multiplexed reactions, particularly in conjunction with mass spectrometry are known (see, e.g., U.S. Pat. Nos. 6,043,031, 5,547,835 and International PCT application No. WO 97/37041).

[0114] As used herein, reference to mass spectrometry encompasses any suitable mass spectrometric format known to those of skill in the art. Such formats include, but are not limited to, Matrix-Assisted Laser Desorption/Ionization, Time-of-Flight (MALDI-TOF), Electrospray (ES), IR-MALDI (see, e.g., published International PCT application No.99/57318 and U.S. Pat. No. 5,118,937), Ion Cyclotron Resonance (ICR), Fourier Transform and combinations thereof. MALDI, particular UV and IR, are among the formats contemplated.

[0115] As used herein, mass spectrum refers to the presentation of data obtained from analyzing a biopolymer or fragment thereof by mass spectrometry either graphically or encoded numerically.

[0116] As used herein, a blood component is a component that is separated from blood and includes, but is not limited to red blood cells and platelets, blood clotting factors, plasma, enzymes, plasminogen, immunoglobulins. A cellular blood component is a component of blood, such as a red blood cell, that is a cell. A blood protein is a protein that is normally found in blood. Examples of such proteins are blood factors VII and VII. Such proteins and components are well-known to those of skill in the art.

[0117] As used herein, plasma can be prepared by any method known to those of skill in the art. For example, it can be prepared by centrifuging blood at a force that pellets the red cells and forms an interface between the red cells and the buffy coat, which contains leukocytes, above which is the plasma. For example, typical platelet concentrates contain at least about 10% plasma.

[0118] Blood can be separated into its components, including, but not limited to, plasma, platelets and red blood cells by any method known to those of skill in the art. For example, blood can be centrifuged for a sufficient time and at a sufficient acceleration to form a pellet containing the red blood cells. Leukocytes collect primarily at the interface of the pellet and supernatant in the buffy coat region. The supernatant, which contains plasma, platelets, and other blood components, can then be removed and centrifuged at a higher acceleration, whereby the platelets pellet.

[0119] As used herein, p53 is a cell cycle control protein that assesses DNA damage and acts as a transcription factor regulation gene which control cell growth, DNA repair and apoptosis. The p53 mutations have been found in a wide variety of different cancers, including all of the different types of leukemia, with varying frequency. The loss of normal p53 functions results in genomic instability and uncontrolled growth of the host cell.

[0120] As used herein, p21 is a cyclin-dependent kinase inhibitor, associated with G1 phase arrest of normal cells. Expression triggers apoptosis or programmed cell death and has been associated with Wilms' tumor, a pediatric kidney cancer.

[0121] As used herein, Factor VII is a serine protease involved in the extrinsic blood coagulation cascade. This factor is activated by thrombin and works with tissue factor (Factor III) in the processing of Factor X to Factor Xa. Evidence has supported an association between polymorphisms in the gene and increase Factor VII activity which can result in an elevated risk of ischemic cardiovascular disease including myocardial infarction.

[0122] As used herein, a relational database stores information in a form representative of matrices, such as two-dimensional tables, including rows and columns of data, or higher dimensional matrices. For example, in one embodiment, the relational database has separate tables each with a parameter. The tables are linked with a record number, which also acts as an index. The database can be searched or sorted by using data in the tables and is stored in any suitable storage medium, such as floppy disk, CD rom disk, hard drive or other suitable medium.

[0123] As used herein, a bar codes refers any array of optically readable marks of any desired size and shape that are arranged in a reference context or frame of, typically, although not necessarily, one or more columns and one or more rows. For purposes herein, the bar code refers to any symbology, not necessary "bar" but can include dots, characters or any symbol or symbols.

[0124] As used herein, symbology refers to an identifier code or symbol, such as a bar code, that is linked to a sample. The index will reference each such symbology. The symbology is any code known or designed by the user. The symbols are associated with information stored in the database. For example, each sample can be uniquely identified with an encoded symbology. The parameters, such as the answers to the questions and subsequent genotypic and other information obtained upon analysis of the samples is included in the database and associated with the symbology. The database is stored on any suitable recording medium, such as a hard drive, a floppy disk, a tape, a CD ROM, a DVD disk and any other suitable medium.

[0125] Databases

[0126] Human genotyping is currently dependent on collaborations with hospitals, tissues banks and research institutions that provide samples of disease tissue. This approach is based on the concept that the onset and/or progression of diseases can be correlated with the presence of a polymorphisms or other genetic markers. This approach does not consider that disease correlated with the presence of specific markers and the absence of specific markers. It is shown herein that identification and scoring of the appearance and disappearance of markers is possible only if these markers are measured in the background of healthy subjects where the onset of disease does not mask the change in polymorphism occurrence. Databases of information from disease populations suffer from small sample size, selection bias and heterogeneity. The databases provided herein from healthy populations solve these problems by permitting large sample bands, simple selection methods and diluted heterogeneity.

[0127] Provided herein are first databases of parameters, associated with non-selected, particularly healthy, subjects. Also provided are combinations of the databases with indexed samples obtained from each of the subjects. Further provided are databases produced from the first databases.

These contain, in addition to the original parameters, information, such as genotypic information, including, but are not limited to, genomic sequence information, derived from the samples.

[0128] The databases, which are herein designated healthy databases, are so-designated because they are not obtained from subjects pre-selected for a particular disease. Hence, although individual members can have a disease, the collection of individuals is not selected to have a particular disease.

[0129] The subjects from whom the parameters are obtained comprise either a set of subjects who are randomly selected across, typically, all populations, or are pre-selected to be disease-free or healthy. As a result, the database is not selected to be representative of any pre-selected phenotype, genotype, disease or other characteristic. Typically the number of subjects from which the database is prepared is selected to produce statistically significant results when used in the methods provided herein. Generally, the number of subjects will be greater than 100, 200, and typically than 1000. The precise number can be empirically determined based upon the frequency of the parameter(s) that can be used to sort the database. Generally the population can have at least 50, at least 100, at least 200, at least 500, at least 1000, at least 5000 or at least 10,000 or more subjects.

[0130] Upon identification of a collection of subjects, information about each subject is recorded and associated with each subject as a database. The information associated with each of the subjects, includes, but is not limited to, information related to historical characteristics of the subjects, phenotypic characteristics and also genotypic characteristics, medical characteristics and any other traits and characteristics about the subject that can be determined. This information will serve as the basis for sorting the database.

[0131] In an exemplary embodiment, the subjects are mammals, such as humans, and the information relates to one or more of parameters, such as age, sex, medical history, ethnicity and any other factor. Such information, when the animals are humans, for example, can be obtained by a questionnaire and by observations about the individual, such as hair color, eye color and other characteristics. Genotypic information can be obtained from tissue or other body and body fluid samples from the subject.

[0132] The healthy genomic database can include profiles and polymorphisms from healthy individuals from a library of blood samples where each sample in the library is an individual and separate blood or other tissue sample. Each sample in the database is profiled as to the sex, age, ethnic group, and disease history of the donor.

[0133] The databases are generated by first identifying healthy populations of subjects and obtaining information about each subject that will serve as the sorting parameters for the database. This information can be entered into a storage medium, such as the memory of a computer.

[0134] The information obtained about each subject in a population used for generating the database is stored in a computer memory or other suitable storage medium. The information is linked to an identifier associated with each subject. Hence the database will identify a subject, for example by a datapoint representative of a bar code, and then all information, such as the information from a ques-

tionnaire, regarding the individual is associated with the datapoint. As the information is collected the database is generated.

[0135] Thus, for example, profile information, such as subject histories obtained from questionnaires, is collected in the database. The resulting database can be sorted as desired, using standard software, such as by age, sex and/or ethnicity. An exemplary questionnaire for subjects from whom samples are to be obtained is shown in FIGS. 22A-D. Each questionnaire, for example, can be identified by a bar code, particularly a machine readable bar code for entry into the database. After a subject provides data and is deemed to be healthy (i.e., meets standards for blood donation), the data in the questionnaire is entered into the database and is associated with the bar code. A tissue, cell or blood sample is obtained from the subject.

[0136] FIG. 4 exemplifies processing and tracking of blood sample components. Each component is tracked with a bar code, dated, is entered into the database and associated with the subject and the profile of the subject. Typically, the whole blood is centrifuged to produce plasma, red blood cells (which pellet) and leukocytes found in the buffy coat which layers in between. Various samples are obtained and coded with a bar code and stored for use as needed.

[0137] Samples are collected from the subjects. The samples include, but are not limited to, tissues, cells, and fluids, such as nucleic acid, blood, plasma, amniotic fluid, synovial fluid, urine, saliva, aqueous humor, sweat, sperm samples and cerebral spinal fluid. It is understood that the particular set of samples depends upon the organisms in the population.

[0138] Once samples are obtained the collection can be stored and, in some embodiments, each sample is indexed with an identifier, particularly a machine readable code, such as a bar code. For analyses, the samples or components of the samples, particularly biopolymers and small molecules, such as nucleic acids and/or proteins and metabolites, are isolated.

[0139] After samples are analyzed, this information is entered into the database in the memory of the storage medium and associated with each subject. This information includes, but is not limited to, genotypic information. Particularly, nucleic acid sequence information and other information indicative of polymorphisms, such as masses of PCR fragments, peptide fragment sequences or masses, spectra of biopolymers and small molecules and other indicia of the structure or function of a gene, gene product or other marker from which the existence of a polymorphism within the population can be inferred.

[0140] In an exemplary embodiment, a database can be derived from a collection of blood samples. For example, FIG. 1(see, also FIG. 10) shows the status of a collection of over 5000 individual samples. The samples were processed in the laboratory following SOP (standard operating procedure) guidelines. Any standard blood processing protocol can be used.

[0141] For the exemplary database described herein, the following criteria were used to select subjects:

- [0142]** No testing is done for infectious agents.
- [0143]** Age: At least 17 years old
- [0144]** Weight: Minimum of 110 pounds

[0145] Permanently Disqualified:

- [0146]** History of hepatitis (after age 11)
- [0147]** Leukemia Lymphoma
- [0148]** Human immunodeficiency virus (HIV), AIDS
- [0149]** Chronic kidney disease

[0150] Temporarily Disqualified:

- [0151]** Pregnancy—until six weeks after delivery, miscarriage or abortion
- [0152]** Major surgery or transfusions—for one year
- [0153]** Mononucleosis—until complete recovery
- [0154]** Prior whole blood donation—for eight weeks
- [0155]** Antibiotics by injection for one week; by mouth, for forty-eight hours, except antibiotics for skin complexion;

[0156] 5 year Deferment:

- [0157]** Internal cancer and skin cancer if it has been removed, is healed and there is no recurrence

[0158] These correspond to blood bank criteria for donating blood and represent a healthy population as defined herein for a human healthy database.

[0159] 5 Structure of the Database

[0160] Any suitable database structure and format known to those of skill in the art can be employed. For example, a relational database is an exemplary format in which data are stored as matrices or tables of the parameters linked by an indexer that identifies each subject. Software for preparing and manipulating, including sorting the database, can be readily developed or adapted from commercially available software, such as Microsoft Access.

[0161] Quality Control

[0162] Quality control procedures can be implemented. For example, after collection of samples, the quality of the collection in the bank can be assessed. For example, mix-up of samples can be checked by testing for known markers, such as sex. After samples are separated by ethnicity, samples are randomly tested for a marker associated with a particular ethnicity, such as HLA DQA1 group specific component, to assess whether the samples have been properly sorted by ethnic group. An exemplary sample bank is depicted in **FIG. 4**.

[0163] Obtaining Genotypic Data and Other Parameters for the Database

[0164] After informational and historical parameters are entered into the database, material from samples obtained from each subject, is analyzed. Analyzed material include proteins, metabolites, nucleic acids, lipids and any other desired constituent of the material. For example, nucleic acids, such as genomic DNA, can be analyzed by sequencing.

[0165] Sequencing can be performed using any method known to those of skill in the art. For example, if a polymorphism is identified or known, and it is desired to assess its frequency or presence among the subjects in the

database, the region of interest from each sample can be isolated, such as by PCR or restriction fragments, hybridization or other suitable method known to those of skill in the art and sequenced. For purposes herein, sequencing analysis can be effected using mass spectrometry (see, e.g., U.S. Pat. Nos. 5,547,835, 5,622,824, 5,851,765, and 5,928,906). Nucleic acids also can be sequenced by hybridization (see, e.g., U.S. Pat. Nos. 5,503,980, 5,631,134, 5,795,714) and including analysis by mass spectrometry (see, U.S. application Ser. Nos. 08/419,994 and 09/395,409).

[0166] In other detection methods, it is necessary to first amplify prior to identifying the allelic variant. Amplification can be performed, e.g., by PCR and/or LCR, according to methods known in the art. In one embodiment, genomic DNA of a cell is exposed to two PCR primers and amplification for a number of cycles sufficient to produce the required amount of amplified DNA. In some embodiments, the primers are located between 150 and 350 base pairs apart.

[0167] Alternative amplification methods include: self sustained sequence replication (Guatelli, J. C. et al., 1990, Proc. Natl. Acad. Sci. U.S.A. 87:1874-1878), transcriptional amplification system (Kwoh, D. Y. et al., 1989, Proc. Natl. Acad. Sci. U.S.A. 86:1173-1177), Q-Beta Replicase (Lizardi, P. M. et al., 1988, Bio/Technology 6:1197), or any other nucleic acid amplification method, followed by the detection of the amplified molecules using techniques well known to those of skill in the art. These detection schemes are especially useful for the detection of nucleic acid molecules if such molecules are present in very low numbers.

[0168] Nucleic acids also can be analyzed by detection methods and protocols, particularly those that rely on mass spectrometry (see, e.g., U.S. Pat. No. 5,605,798, 6,043,031, allowed copending U.S. application Ser. No. 08/744,481, U.S. application Ser. No. 08/990,851 and International PCT application No. WO 99/31278, International PCT application No. WO 98/20019). These methods can be automated (see, e.g., copending U.S. application Ser. No. 09/285,481 and published International PCT application No. PCT/US00/08111, which describes an automated process line). Among the methods of analysis herein are those involving the primer oligo base extension (PROBE) reaction with mass spectrometry for detection (described herein and elsewhere, see e.g., U.S. Pat. No. 6,043,031; see, also U.S. application Ser. Nos. 09/287,681, 09/287,682, 09/287,141 and 09/287,679, allowed copending U.S. application Ser. No. 08/744,481, International PCT application No. PCT/US97/20444, published as International PCT application No. WO 98/20019, and based upon U.S. application Ser. Nos. 08/744,481, 08/744,590, 08/746,036, 08/746,055, 08/786,988, 08/787,639, 08/933,792, 08/746,055, 08/786,988 and 08/787,639; see, also U.S. application Ser. No. 09/074,936, U.S. Pat. No. 6,024,925, and U.S. application Ser. Nos. 08/746,055 and 08/786,988, and published International PCT application No. WO 98/20020)

[0169] A chip based format in which the biopolymer is linked to a solid support, such as a silicon or silicon-coated substrate, such as in the form of an array, is among the formats for performing the analyses is. Generally, when analyses are performed using mass spectrometry, particularly MALDI, small nanoliter volumes of sample are loaded on, such that the resulting spot is about, or smaller than, the

size of the laser spot. It has been found that when this is achieved, the results from the mass spectrometric analysis are quantitative. The area under the signals in the resulting mass spectra are proportional to concentration (when normalized and corrected for background). Methods for preparing and using such chips are described in U.S. Pat. No. 6,024,925, co-pending U.S. application Ser. Nos. 08/786,988, 09/364,774, 09/371,150 and 09/297,575; see, also U.S. application Ser. No. PCT/US97/20195, which published as WO 98/20020. Chips and kits for performing these analyses are commercially available from SEQUENOM under the trademark MassARRAY. MassArray relies on the fidelity of the enzymatic primer extension reactions combined with the miniaturized array and MALDI-TOF (Matrix-Assisted Laser Desorption Ionization-Time of Flight) mass spectrometry to deliver results rapidly. It accurately distinguishes single base changes in the size of DNA fragments associated with genetic variants without tags.

[0170] The methods provided herein permit quantitative determination of alleles. The areas under the signals in the mass spectra can be used for quantitative determinations. The frequency is determined from the ratio of the signal to the total area of all of the spectrum and corrected for background. This is possible because of the PROBE technology as described in the above applications incorporated by reference herein.

[0171] Additional methods of analyzing nucleic acids include amplification-based methods including polymerase chain reaction (PCR), ligase chain reaction (LCR), mini-PCR, rolling circle amplification, autocatalytic methods, such as those using Q β replicase, TAS, 3SR, and any other suitable method known to those of skill in the art.

[0172] Other methods for analysis and identification and detection of polymorphisms, include but are not limited to, allele specific probes, Southern analyses, and other such analyses.

[0173] The methods described below provide ways to fragment given amplified or non-amplified nucleotide sequences thereby producing a set of mass signals when mass spectrometry is used to analyze the fragment mixtures.

[0174] Amplified fragments are yielded by standard polymerase chain methods (U.S. Pat. Nos. 4,683,195 and 4,683,202). The fragmentation method involves the use of enzymes that cleave single or double strands of DNA and enzymes that ligate DNA. The cleavage enzymes can be glycosylases, nickases, and site-specific and non site-specific nucleases, such as, but are not limited to, glycosylases, nickases and site-specific nucleases.

[0175] Glycosylase Fragmentation Method

[0176] DNA glycosylases specifically remove a certain type of nucleobase from a given DNA fragment. These enzymes can thereby produce abasic sites, which can be recognized either by another cleavage enzyme, cleaving the exposed phosphate backbone specifically at the abasic site and producing a set of nucleobase specific fragments indicative of the sequence, or by chemical means, such as alkaline solutions and or heat. The use of one combination of a DNA glycosylase and its targeted nucleotide would be sufficient to generate a base specific signature pattern of any given target region.

[0177] Numerous DNA glycosylases are known. For example, a DNA glycosylase can be uracil-DNA glycosylase (UDG), 3-methyladenine DNA glycosylase, 3-methyladenine DNA glycosylase II, pyrimidine hydrate-DNA glycosylase, FaPy-DNA glycosylase, thymine mismatch-DNA glycosylase, hypoxanthine-DNA glycosylase, 5-Hydroxymethyluracil DNA glycosylase (HmUDG), 5-Hydroxymethylcytosine DNA glycosylase, or 1,N6-etheno-adenine DNA glycosylase (see, e.g., U.S. Pat. Nos. 5,536,649, 5,888,795, 5,952,176 and 6,099,553, International PCT application Nos. WO 97/03210, WO 99/54501; see, also, Eftedal et al. (1993) *Nucleic Acids Res* 21:2095-2101, Bjelland and Seeberg (1987) *Nucleic Acids Res.* 15:2787-2801, Saparbaev et al. (1995) *Nucleic Acids Res.* 23:3750-3755, Bessho (1999) *Nucleic Acids Res.* 27:979-983) corresponding to the enzyme's modified nucleotide or nucleotide analog target. uracil-DNA glycosylase (UDG) is an exemplary glycosylase.

[0178] Uracil, for example, can be incorporated into an amplified DNA molecule by amplifying the DNA in the presence of normal DNA precursor nucleotides (e.g. dCTP, dATP, and dGTP) and dUTP. When the amplified product is treated with UDG, uracil residues are cleaved. Subsequent chemical treatment of the products from the UDG reaction results in the cleavage of the phosphate backbone and the generation of nucleobase specific fragments. Moreover, the separation of the complementary strands of the amplified product prior to glycosylase treatment allows complementary patterns of fragmentation to be generated. Thus, the use of dUTP and Uracil DNA glycosylase allows the generation of T specific fragments for the complementary strands, thus providing information on the T as well as the A positions within a given sequence. Similar to this, a C-specific reaction on both (complementary) strands (i.e. with a C-specific glycosylase) yields information on C as well as G positions within a given sequence if the fragmentation patterns of both amplification strands are analyzed separately. Thus, with the glycosylase method and mass spectrometry, a full series of A, C, G and T specific fragmentation patterns can be analyzed.

[0179] Nickase Fragmentation Method

[0180] A DNA nickase, or DNase, can be used to recognize and cleave one strand of a DNA duplex. Numerous nickases are known. Among these, for example, are nickase NY2A nickase and NYS1 nickase (Megabase) with the following cleavage sites:

[0181] NY2A: 5' . . . R AG . . . 3'

[0182] 3' . . . Y TC . . . 5' where R=A or G and Y=C or T

[0183] NYS1: 5' . . . CC[A/G/T] . . . 3'

[0184] 3' . . . GG[T/C/A] . . . 5'

[0185] Fen-Ligase Fragmentation Method

[0186] The Fen-ligase method involves two enzymes: Fen-1 enzyme and a ligase. The Fen-1 enzyme is a site-specific nuclease known as a "flap" endonuclease (U.S. Pat. Nos. 5,843,669, 5,874,283, and 6,090,606). This enzyme recognizes and cleaves DNA "flaps" created by the overlap of two oligonucleotides hybridized to a target DNA strand. This cleavage is highly specific and can recognize single base pair mutations, permitting detection of a single homo-

logue from an individual heterozygous at one SNP of interest and then genotyping that homologue at other SNPs occurring within the fragment. Fen-1 enzymes can be Fen-1 like nucleases e.g. human, murine, and *Xenopus* XPG enzymes and yeast RAD2 nucleases or Fen-1 endonucleases from, for example, *M. jannaschii*, *P. furiosus*, and *P. woesei*. Among such enzymes are the Fen-1 enzymes.

[0187] The ligase enzyme forms a phosphodiester bond between two double stranded nucleic acid fragments. The ligase can be DNA Ligase I or DNA Ligase III (see, e.g., U.S. Pat. Nos. 5,506,137, 5,700,672, 5,858,705 and 5,976,806; see, also, Waga, et al. (1994) J. Biol. Chem. 269:10923-10934, Li et al. (1994) Nucleic Acids Res. 22:632-638, Arrand et al. (1986) J. Biol. Chem. 261:9079-9082, Lehman (1974) Science 186:790-797, Higgins and Cozzarelli (1979) Methods Enzymol. 68:50-71, Lasko et al. (1990) Mutation Res. 236:277-287, and Lindahl and Barnes (1992) Ann. Rev. Biochem. 61:251-281). Thermostable ligase (Epicenter Technologies), where "thermostable" denotes that the ligase retains activity even after exposure to temperatures necessary to separate two strands of DNA, are among the ligases for use herein.

[0188] Type IIS Enzyme Fragmentation Method

[0189] Restriction enzymes bind specifically to and cleave double-stranded DNA at specific sites within or adjacent to a particular recognition sequence. These enzymes have been classified into three groups (e.g. Types I, II, and III) as known to those of skill in the art. Because of the properties of type I and type III enzymes, they have not been widely used in molecular biological applications. Thus, for purposes herein type II enzymes are among those contemplated. Of the thousands of restriction enzymes known in the art, there are 179 different type II specificities. Of the 179 unique type II restriction endonucleases, 31 have a 4-base recognition sequence, 11 have a 5-base recognition sequence, 127 have a 6-base recognition sequence, and 10 have recognition sequences of greater than six bases (U.S. Pat. No. 5,604,098). Of category type II enzymes, type IIS is exemplified herein.

[0190] Type IIS enzymes can be Alw XI, Bbv I, Bce 83, Bpm I, Bsg I, Bsm AI, Bsm FI, Bsa I, Bcc I, Bcg I, Ear I, Eco 57I, Esp 3I, Fau I, Fok I, Gsu I, Hga I, Mme I, Mbo II, Sap I, and the others.

[0191] The Fok I enzyme endonuclease is an exemplary well characterized member of the Type IIS class (see, e.g., U.S. Pat. Nos. 5,714,330, 5,604,098, 5,436,150, 6,054,276 and 5,871,911; see, also, Szybalski et al. (1991) Gene 100:13-26, Wilson and Murray (1991) Ann. Rev. Genet. 25:585-627, Sugisaki et al. (1981) Gene 16:73-78, Podhajska and Szalski (1985) Gene 40:175-182. Fok I recognizes the sequence 5'GGATG-3' and cleaves DNA accordingly. Type IIS restriction sites can be introduced into DNA targets by incorporating the sites into primers used to amplify such targets. Fragments produced by digestion with Fok I are site specific and can be analyzed by mass spectrometry methods such as MALDI-TOF mass spectrometry, ESI-TOF mass spectrometry, and any other type of mass spectrometry well known to those of skill in the art.

[0192] Once a polymorphism has been found to correlate with a parameter such as age, age groups can be screened for polymorphisms. The possibility of false results due to allelic

dropout is examined by doing comparative PCR in an adjacent region of the genome.

[0193] Analyses

[0194] In using the database, allelic frequencies can be determined across the population by analyzing each sample in the population individually, determining the presence or absence of allele or marker of interest in each individual sample, and then determining the frequency of the marker in the population. The database can then be sorted (stratified) to identify any correlations between the allele and a selected parameter using standard statistical analysis. If a correlation is observed, such as a decrease in a particular marker with age or correlation with sex or other parameter, then the marker is a candidate for further study, such as genetic mapping to identify a gene or pathway in which it is involved. The marker can then be correlated, for example, with a disease. Haplotyping also can be carried out. Genetic mapping can be effected using standard methods and can also require use of databases of others, such as databases previously determined to be associated with a disorder.

[0195] Exemplary analyses have been performed and these are shown in the figures, and discussed herein.

[0196] Sample Pooling

[0197] It has been found that using the databases provided herein, or any other database of such information, substantially the same frequencies that were obtained by examining each sample separately can be obtained by pooling samples, such as in batches of 10, 20, 50, 100, 200, 500, 1000 or any other number. A precise number can be determined empirically if necessary, and can be as low as 3.

[0198] In one embodiment, the frequency of genotypic and other markers can be obtained by pooling samples. To do this a target population and a genetic variation to be assessed is selected, a plurality of samples of biopolymers are obtained from members of the population, and the biopolymer from which the marker or genotype can be inferred is determined or detected. A comparison of samples tested in pools and individually and the sorted results therefrom are shown in **FIG. 9**, which shows frequency of the factor VII Allele 353Q. **FIG. 10** depicts the frequency of the CETP Allele in pooled versus individual samples. **FIG. 15** shows ethnic diversity among various ethnic groups in the database using pooled DNA samples to obtain the data. **FIGS. 12-14** show mass spectra for these samples.

[0199] Pooling of test samples has application not only to the healthy databases provided herein, but also to use in gathering data for entry into any database of subjects and genotypic information, including typical databases derived from diseased populations. What is demonstrated herein, is the finding that the results achieved are statistically the same as the results that would be achieved if each sample is analyzed separately. Analysis of pooled samples by a method, such as the mass spectrometric methods provided herein, permits resolution of such data and quantitation of the results.

[0200] For factor VII the R53Q acid polymorphism was assessed. In **FIG. 9**, the "individual" data represent allelic frequency observed in 92 individuals reactions. The pooled data represent the allelic frequency of the same 92 individuals pooled into a single probe reaction. The concentration of

DNA in the samples of individual donors is 250 nanograms. The total concentration of DNA in the pooled samples is also 250 nanograms, where the concentration of any individual DNA is 2.7 nanograms.

[0201] It also was shown that it is possible to reduce the DNA concentration of individuals in a pooled samples from 2.7 nanograms to 0.27 nanograms without any change in the quality of the spectrum or the ability to quantitate the amount of sample detected. Hence low concentrations of sample can be used in the pooling methods.

[0202] Use of the Databases and Markers Identified Thereby

[0203] The successful use of genomics requires a scientific hypothesis (i.e., common genetic variation, such as a SNP), a study design (i.e., complex disorders), samples and technology, such as the chip-based mass spectrometric analyses (see, e.g., U.S. Pat. No. 5,605,798, U.S. Pat. No. 5,777,324, U.S. Pat. No. 6,043,031, allowed copending U.S. application Ser. No. 08/744,481, U.S. application Ser. No. 08/990,851, International PCT application No. WO 98/20019, copending U.S. application Ser. No. 09/285,481, which describes an automated process line for analyses; see, also, U.S. application Ser. Nos. 08/617,256, 09/287,681, 09/287,682, 09/287,141 and 09/287,679, allowed copending U.S. application Ser. No. 08/744,481, International PCT application No. PCT/US97/20444, published as International PCT application No. WO 98/20019, and based upon U.S. application Ser. Nos. 08/744,481, 08/744,590, 08/746,036, 08/746,055, 08/786,988, 08/787,639, 08/933,792, 08/746,055, 09/266,409, 08/786,988 and 08/787,639; see, also U.S. application Ser. No. 09/074,936). All of these aspects can be used in conjunction with the databases provided herein and samples in the collection.

[0204] The databases and markers identified thereby can be used, for example, for identification of previously unidentified or unknown genetic markers and to identify new uses for known markers. As markers are identified, these can be entered into the database to use as sorting parameters from which additional correlations can be determined.

[0205] Previously Unidentified or Unknown Genetic Markers

[0206] The samples in the healthy databases can be used to identify new polymorphisms and genetic markers, using any mapping, sequencing, amplification and other methodologies, and in looking for polymorphisms among the population in the database. The thus-identified polymorphism can then be entered into the database for each sample, and the database sorted (stratified) using that polymorphism as a sorting parameter to identify any patterns and correlations that emerge, such as age correlated changes in the frequency of the identified marker. If a correlation is identified, the locus of the marker can be mapped and its function or effect assessed or deduced.

[0207] Thus, the databases here provide means for:

[0208] identification of significantly different allelic frequencies of genetic factors by comparing the occurrence or disappearance of the markers with increasing age in population and then associating the markers with a disease or a biochemical pathway;

[0209] identification of significantly different allelic frequencies of disease causing genetic factors by comparing the male with the female population or comparing other selected stratified populations and associating the markers with a disease or a biochemical pathway;

[0210] identification of significantly different allelic frequencies of disease causing genetic factors by comparing different ethnic groups and associating the markers with a disease or a biochemical pathway that is known to occur in high frequency in the ethnic group;

[0211] profiling potentially functional variants of genes through the general panmixed population stratified according to age, sex, and ethnic origin and thereby demonstrating the contribution of the variant genes to the physical condition of the investigated population;

[0212] identification of functionally relevant gene variants by gene disequilibrium analysis performed within the general panmixed population stratified according to age, sex, and ethnic origin and thereby demonstrating their contribution to the physical condition of investigated population;

[0213] identification of potentially functional variants of chromosomes or parts of chromosomes by linkage disequilibrium analysis performed within the general panmixed population stratified according to age, sex, and ethnic origin and thereby demonstrating their contribution to the physical condition of investigated population.

[0214] Uses of the Identified Markers and Known Markers

[0215] The databases can also be used in conjunction with known markers and sorted to identify any correlations. For example, the databases can be used for:

[0216] determination and evaluation of the penetrance of medically relevant polymorphic markers;

[0217] determination and evaluation of the diagnostic specificity of medically relevant genetic factors;

[0218] determination and evaluation of the positive predictive value of medically relevant genetic factors;

[0219] determination and evaluation of the onset of complex diseases, such as, but are not limited to, diabetes, hypertension, autoimmune diseases, arteriosclerosis, cancer and other diseases within the general population with respect to their causative genetic factors;

[0220] delineation of the appropriate strategies for preventive disease treatment;

[0221] delineation of appropriate timelines for primary disease intervention;

[0222] validation of medically relevant genetic factors identified in isolated populations regarding their general applicability;

[0223] validation of disease pathways including all potential target structures identified in isolated populations regarding their general applicability; and

[0224] validation of appropriate drug targets identified in isolated populations regarding their general applicability.

[0225] Among the diseases and disorders for which polymorphisms can be linked include, those linked to inborn errors of metabolism, acquired metabolic disorders, intermediary metabolism, oncogenesis pathways, blood clotting pathways, and DNA synthetic and repair pathways, DNA repair/replication/transcription factors and activities, e.g., such as genes related to oncogenesis, aging and genes involved in blood clotting and the related biochemical pathways that are related to thrombosis, embolism, stroke, myocardial infarction, angiogenesis and oncogenesis.

[0226] For example, a number of diseases are caused by or involve deficient or defective enzymes in intermediary metabolism (see, e.g., Tables 1 and 2, below) that result, upon ingestion of the enzyme substrates, in accumulation of harmful metabolites that damage organs and tissues, particularly an infant's developing brain and other organs, resulting in mental retardation and other developmental disorders.

[0227] Identification of Markers and Genes for Such Disorders is of Great Interest.

[0228] Model Systems

[0229] Several gene systems, p21, p53 and Lipoprotein Lipase polymorphism (N291S), were selected. The p53 gene is a tumor suppressor gene that is mutated in diverse tumor types. One common allelic variant occurs at codon 72. A polymorphism that has been identified in the p53 gene, i.e., the R72P allele, results in an amino acid exchange, arginine to proline, at codon 72 of the gene.

[0230] Using diseased populations, it has been shown that there are ethnic differences in the allelic distribution of these alleles among African-Americans and Caucasians in the U.S. The results here support this finding and also demonstrate that the results obtained with a healthy database are meaningful (see, FIG. 7B).

[0231] The 291S allele leads to reduced levels of high density lipoprotein cholesterol (HDL-C) that is associated with an increased risk of males for arteriosclerosis and in particular myocardial infarction (see, Reymer et al. (1995) *Nature Genetics* 10:28-34).

[0232] Both genetic polymorphisms were profiled within a part of the Caucasian population-based sample bank. For the polymorphism located in the lipoprotein lipase gene a total of 1025 unselected individuals (436 males and 589 females) were tested. Genomic DNA was isolated from blood samples obtained from the individuals.

[0233] As shown in the Examples and figures, an exemplary database containing about 5000 subjects, answers to the questionnaire (see FIG. 3), and genotypic information has been stratified. A particular known allele has been selected, and the samples tested for the marker using mass spectrometric analyses, particularly PROBE (see the EXAMPLES) to identify polymorphisms in each sample. The population in the database has been sorted according to various parameters and correlations have been observed. For example, FIGS. 2A-C, show sorting of the data by age and sex for the Lipoprotein Lipase gene in the Caucasian population in the database. The results show a decrease in the

frequency of the allele with age in males but no such decrease in females. Other alleles that have been tested against the database, include, alleles of p53, p21 and factor VII. Results when sorted by age are shown in the figures.

[0234] These examples demonstrate an effect of altered frequency of disease causing genetic factors within the general population. The scientific interpretation of those results allows prediction of medical relevance of polymorphic genetic alterations. In addition, conclusions can be drawn with regard to their penetrance, diagnostic specificity, positive predictive value, onset of disease, most appropriate onset of preventive strategies, and the general applicability of genetic alterations identified in isolated populations to panmixed populations.

[0235] Therefore, an age- and sex-stratified population-based sample bank that is ethnically homogenous is a suitable tool for rapid identification and validation of genetic factors regarding their potential medical utility.

[0236] Exemplary Computer System for Creating, Storing and Processing the Databases

[0237] Systems

[0238] Systems, including computers, containing the databases are provided herein. The computers and databases can be used in conjunction, for example, with the APL system (see, copending U.S. application Ser. No. 09/285,481), which is an automated system for analyzing biopolymers, particularly nucleic acids. Results from the APL system can be entered into the database.

[0239] Any suitable computer system can be used. The computer system can be integrated into systems for sample analysis, such as the automated process line described herein (see, e.g., copending U.S. application Ser. No. 09/285,481).

[0240] FIG. 17 is a block diagram of a computer constructed to provide and process the databases described herein. The processing that maintains the database and performs the methods and procedures can be performed on multiple computers all having a similar construction, or can be performed by a single, integrated computer. For example, the computer through which data are added to the database can be separate from the computer through which the database is sorted, or can be integrated with it. In either arrangement, the computers performing the processing can have a construction as illustrated in FIG. 17.

[0241] FIG. 17 is a block diagram of an exemplary computer 1700 that maintains the database described above and performs the methods and procedures. Each computer 1700 operates under control of a central processor unit (CPU) 1702, such as a "Pentium" microprocessor and associated integrated circuit chips, available from Intel Corporation of Santa Clara, Calif., USA. A computer user can input commands and data from a keyboard and display mouse 1704 and can view inputs and computer output at a display 1706. The display is typically a video monitor or flat panel display device. The computer 1700 also includes a direct access storage device (DASD) 1707, such as a fixed hard disk drive. The memory 1708 typically comprises volatile semiconductor random access memory (RAM). Each computer can include a program product reader 1710 that accepts a program product storage device 1712, from which the program product reader can read data (and to

which it can optionally write data). The program product reader can comprise, for example, a disk drive, and the program product storage device can comprise removable storage media such as a magnetic floppy disk, an optical CD-ROM disc, a CD-R disc, a CD-RW disc, or a DVD data disc. If desired, the computers can be connected so they can communicate with each other, and with other connected computers, over a network 1713. Each computer 1700 can communicate with the other connected computers over the network 1713 through a network interface 1714 that enables communication over a connection 1716 between the network and the computer.

[0242] The computer 1700 operates under control of programming steps that are temporarily stored in the memory 1708 in accordance with conventional computer construction. When the programming steps are executed by the CPU 1702, the pertinent system components perform their respective functions. Thus, the programming steps implement the functionality of the system as described above. The programming steps can be received from the DASD 1707, through the program product reader 1712, or through the network connection 1716. The storage drive 1710 can receive a program product, read programming steps recorded thereon and transfer the programming steps into the memory 1708 for execution by the CPU 1702. As noted above, the program product storage device 1710 can comprise any one of multiple removable media having recorded computer-readable instructions, including magnetic floppy disks and CD-ROM storage discs. Other suitable program product storage devices can include magnetic tape and semiconductor memory chips. In this way, the processing steps necessary for operation can be embodied on a program product.

[0243] Alternatively, the program steps can be received into the operating memory 1708 over the network 1713. In the network method, the computer receives data including program steps into the memory 1708 through the network interface 1714 after network communication has been established over the network connection 1716 by well-known methods that will be understood by those skilled in the art without further explanation. The program steps are then executed by the CPU 1702 to implement the processing of the Garment Database system.

[0244] It should be understood that all of the computers of the system and can have a construction similar to that shown in **FIG. 17**. Details described with respect to the **FIG. 17** computer 1700 will be understood to apply to all computers of the system 1700. This is indicated by multiple computers 1700 shown connected to the network 1713. Any one of the computers 1700 can have an alternative construction, so long as they can communicate with the other computers and support the functionality described herein.

[0245] **FIG. 18** is a flow diagram that illustrates the processing steps performed using the computer illustrated in **FIG. 17**, to maintain and provide access to the databases, such as for identifying polymorphic genetic markers. In particular, the information contained in the database is stored in computers having a construction similar to that illustrated in **FIG. 17**. The first step for maintaining the database, as indicated in **FIG. 18**, is to identify healthy members of a population. As noted above, the population members are subjects that are selected only on the basis of being healthy, and where the subjects are mammals, such as humans, they can be selected based upon apparent health

and the absence of detectable infections. The step of identifying is represented by the flow diagram box numbered 1802.

[0246] The next step, represented by the flow diagram box numbered 1804, is to obtain identifying and historical information and data relating to the identified members of the population. The information and data comprise parameters for each of the population members, such as member age, ethnicity, sex, medical history, and ultimately genotypic information. Initially, the parameter information is obtained from a questionnaire answered by each member, from whom a body tissue or body fluid sample also is obtained. The step of entering and storing these parameters into the database of the computer is represented by the flow diagram box numbered 1806. As additional information about each population member and corresponding sample is obtained, this information can be inputted into the database and can serve as a sorting parameter.

[0247] In the next step, represented by the flow diagram box numbered 1808, the parameters of the members are associated with an indexer. This step can be executed as part of the database storage operation, such as when a new data record is stored according to the relational database structure and is automatically linked with other records according to that structure. The step 1806 also can be executed as part of a conventional data sorting or retrieval process, in which the database entries are searched according to an input search or indexing key value to determine attributes of the data. For example, such search and sort techniques can be used to follow the occurrence of known genetic markers and then determine if there is a correlation with diseases for which they have been implicated. Examples of this use are for assessing the frequencies of the p53 and Lipoprotein Lipase polymorphisms.

[0248] Such searching of the database also can be valuable for identifying one or more genetic markers whose frequency changes within the population as a function of age, ethnic group, sex, or some other criteria. This can allow the identification of previously unknown polymorphisms and, ultimately, identification of a gene or pathway involved in the onset and progression of disease.

[0249] In addition, the database can be used for taking an identified polymorphism and ascertaining whether it changes in frequency when the data are sorted according to a selected parameter.

[0250] In this way, the databases and methods provided herein permit, among other things, identification of components, particularly key components, of a disease process by understanding its genetic underpinnings, and also an understanding of processes, such as individual drug responses. The databases and methods provided herein also can be used in methods involving elucidation of pathological pathways, in developing new diagnostic assays, identifying new potential drug targets, and in identifying new drug candidates.

[0251] Morbidity and/or Early Mortality Associated Polymorphisms

[0252] A database containing information provided by a population of healthy blood donors who were not selected for any particular disease to can be used to identify polymorphisms and the alleles in which they are present, whose frequency decreases with age. These can represent morbidity susceptibility markers and genes.

[0253] Polymorphisms of the genome can lead to altered gene function, protein function or genome instability. To

identify those polymorphisms which have a clinical relevance/utility is the goal of a world-wide scientific effort. It can be expected that the discovery of such polymorphisms will have a fundamental impact on the identification and development of novel drug compounds to cure diseases. The strategy to identify valuable polymorphisms is cumbersome and dependent upon the availability of many large patient and control cohorts to show disease association. In particular, genes that cause a general risk of the population to suffer from any disease (morbidity susceptibility genes) will escape these case/control studies entirely.

[0254] Here described is a screening strategy to identify morbidity susceptibility genes underlying a variety of different diseases. The definition of a morbidity susceptibility gene is a gene that is expressed in many different cell types or tissues (housekeeping gene) and its altered function can facilitate the expression of a clinical phenotype caused by disease-specific susceptibility genes that are involved in a pathway specific for this disorder. In other words, these morbidity susceptibility genes predispose people to develop a distinct disease according to their genetic make-up for this disease.

[0255] Candidates for morbidity susceptibility genes can be found at the bottom level of pathways involving transcription, translation, heat-shock proteins, protein trafficking, DNA repair, assembly systems for subcellular structures (e.g. mitochondria, peroxysomes and other cellular microbodies), receptor signaling cascades, immunology, etc. Those pathways control the quality of life at the cellular level as well as for the entire organism. Mutations/polymorphisms located in genes encoding proteins for those pathways can reduce the fitness of cells and make the organism more susceptible to express the clinical phenotype caused by the action of a disease-specific susceptibility gene. Therefore, these morbidity susceptibility genes can be potentially involved in a whole variety of different complex diseases if not in all. Disease-specific susceptibility genes are involved in pathways that can be considered as disease-specific pathways like glucose-, lipid, hormone metabolism, etc.

[0256] The exemplified method permit, among other things, identification of genes and/or gene products involved in a man's general susceptibility to morbidity and/or mortality; use of these genes and/or gene products in studies to elucidate the genetic underpinnings of human diseases; use of these genes and/or gene products in combinatorial statistical analyses without or together with disease-specific susceptibility genes; use of these genes and/or gene products to predict penetrance of disease susceptibility genes; use of these genes and/or gene products in predisposition and/or acute medical diagnostics and use of these genes and/or gene products to develop drugs to cure diseases and/or to extend the life span of humans.

[0257] Screening Process

[0258] The healthy population stratified by age, gender and ethnicity, etc. is a very efficient and a universal screening tool for morbidity associated genes. Changes of allelic frequencies in the young compared to the old population are expected to indicate putative morbidity susceptibility genes. Individual samples of this healthy population base can be pooled to further increase the throughput. In an experiment, pools of young and old Caucasian females and males were applied to screen more than 400 randomly chosen single nucleotide polymorphisms located in many different genes. Candidate polymorphisms were identified if the allelic difference was greater than 8% between young and old for both

or only one of the genders. The initial results were assayed again in at least one independent subsequent experiments. Repeated experiments are necessary to recognize unstable biochemical reactions, which occur with a frequency of about 2-3% and can mimic age-related allelic frequency differences. Average frequency differences and standard deviations are calculated after successful reproducibility of initial results. The final allelic frequency is then compared to a reference population of Caucasian CEPH sample pool. The result should show similar allelic frequencies in the young Caucasian population. Subsequently, the exact allele frequencies of candidates including genotype information were obtained by analyzing all individual samples. This procedure is straight forward with regard to time and cost. It enables the screening of an enormous number of SNPs. So far, several markers with a highly significant association to age were identified and described below.

[0259] In general at least 5 individuals in a stratified population should be screened to produce statistically significant results. The frequency of the allele is determined for an age stratified population. Chi square analysis is then performed on the allelic frequencies to determine if the difference between age groups is statistically significant. A p value less than of 0.1 is considered to represent a statistically significant difference. Typically the p value should be less than 0.05.

[0260] Clinical Trials

[0261] The identification of markers whose frequency in a population decreases with age also allows for better designed and balanced clinical trials. Currently, if a clinical trial utilizes a marker as a significant endpoint in a study and the marker disappears with age, then the results of the study can be inaccurate. By using methods provided herein, it can be ascertained that if a marker decreases in frequency with age. This information can be considered and controlled when designing the study. For, example, an age independent marker could be substituted in its place.

[0262] The following examples are included for illustrative purposes only and are not intended to limit the scope of the invention.

EXAMPLE 1

[0263] This example describes the use of a database containing information provided by a population of healthy blood donors who were not selected for any particular disease to determine the distribution of allelic frequencies of known genetic markers with age and by sex in a Caucasian subpopulation of the database. The results described in this example demonstrate that a disease-related genetic marker or polymorphism can be identified by sorting a healthy database by a parameter or parameters, such as age, sex and ethnicity.

[0264] Generating a Database

[0265] Blood was obtained by venous puncture from human subjects who met blood bank criteria for donating blood. The blood samples were preserved with EDTA at pH 8.0 and labeled. Each donor provided information such as age, sex, ethnicity, medical history and family medical history. Each sample was labeled with a barcode representing identifying information. A database was generated by entering, for each donor, the subject identifier and information corresponding to that subject into the memory of a computer storage medium using commercially available software, e.g., Microsoft Access.

[0266] Model Genetic Markers

[0267] The frequencies of polymorphisms known to be associated at some level with disease were determined in a subpopulation of the subjects represented in the database. These known polymorphisms occur in the p21, p53 and Lipoprotein Lipase genes. Specifically, the N291S polymorphism (N291S) of the Lipoprotein Lipase gene, which results in a substitution of a serine for an asparagine at amino acid codon 291, leads to reduced levels of high density lipoprotein cholesterol (HDL-C) that is associated with an increased risk of males for arteriosclerosis and in particular myocardial infarction (see, Reymer et al. (1995) *Nature Genetics* 10:28-34).

[0268] The p53 gene encodes a cell cycle control protein that assesses DNA damage and acts as a transcription factor regulating genes that control cell growth, DNA repair and apoptosis (programmed cell death). Mutations in the p53 gene have been found in a wide variety of different cancers, including different types of leukemia, with varying frequency. The loss of normal p53 function results in genomic instability an uncontrolled cell growth. A polymorphism that has been identified in the p53 gene, i.e., the R72P allele, results in the substitution of a proline for an arginine at amino acid codon 72 of the gene.

[0269] The p21 gene encodes a cyclin-dependent kinase inhibitor associated with G1phase arrest of normal cells. Expression of the p21 gene triggers apoptosis. Polymorphisms of the p21 gene have been associated with Wilms' tumor, a pediatric kidney cancer. One polymorphism of the p21 gene, the S31R polymorphism, results in a substitution of an arginine for a serine at amino acid codon 31.

[0270] Database Analysis

[0271] Sorting of Subjects According to Specific Parameters

[0272] The genetic polymorphisms were profiled within segments of the Caucasian subpopulation of the sample bank. For p53 profiling, the genomic DNA isolated from blood from a total of 1277 Caucasian subjects age 18-59 years and 457 Caucasian subjects age 60-79 years was analyzed. For p21 profiling, the genomic DNA isolated from blood from a total of 910 Caucasian subjects age 18-49 years and 824 Caucasian subjects age 50-79 years was analyzed. For lipoprotein lipase gene profiling, the genomic DNA from a total of 1464 Caucasian females and 1470 Caucasian males under 60 years of age and a total of 478 Caucasian females and 560 Caucasian males over 60 years of age was analyzed.

[0273] Isolation and Analysis of Genomic DNA

[0274] Genomic DNA was isolated from blood samples obtained from the individuals. Ten milliliters of whole blood from each individual was centrifuged at 2000×g. One milliliter of the buffy coat was added to 9 ml of 155 mM NH₄Cl, 10 mM KHCO₃, and 0.1 mM Na₂EDTA, incubated 10 min at room temperature and centrifuged for 10 min at 2000×g. The supernatant was removed, and the white cell pellet was washed in 155 mM NH₄Cl, 10 mM KHCO₃ and 0.1 mM Na₂EDTA and resuspended in 4.5 ml of 50 mM Tris, 5 mM EDTA and 1% SDS. Proteins were precipitated from the cell lysate by 6 mM ammonium acetate, pH 7.3, and then separated from the nucleic acids by centrifugation at 3000×g. The nucleic acid was recovered from the supernatant by the addition of an equal volume of 100% isopropanol and centrifugation at 2000×g. The dried nucleic acid pellet was hydrated in 10 mM Tris, pH 7.6, and 1 mM Na₂EDTA and stored at 4° C.

[0275] Assays of the genomic DNA to determine the presence or absence of the known genetic markers were developed using the BiomassPROBE™ detection method (primer oligo base extension) reaction. This method uses a single detection primer followed by an oligonucleotide extension step to give products, which can be readily resolved by mass spectrometry, and, in particular, MALDI-TOF mass spectrometry. The products differ in length depending on the presence or absence of a polymorphism. In this method, a detection primer anneals adjacent to the site of a variable nucleotide or sequence of nucleotides, and the primer is extended using a DNA polymerase in the presence of one or more dideoxynucleotides (ddNTPs) and, optionally, one or more deoxynucleotides (dNTPs). The resulting products are resolved by MALDI-TOF mass spectrometry. The mass of the products as measured by MALDI-TOF mass spectrometry makes possible the determination of the nucleotide(s) present at the variable site.

[0276] First, each of the Caucasian genomic DNA samples was subjected to nucleic acid amplification using primers corresponding to sites 5' and 3' of the polymorphic sites of the p21 (S31R allele), p53 (R72P allele) and Lipoprotein Lipase (N291S allele) genes. One primer in each primer pair was biotinylated to permit immobilization of the amplification product to a solid support. Specifically, the polymerase chain reaction primers used for amplification of the relevant segments of the p21, p53 and lipoprotein lipase genes are shown below: US4p21c31-2F (SEQ ID NO: 9) and US5p21-2R (SEQ ID NO: 10) for p21 gene amplification; US4-p53-ex4-F (also shown as p53-ex4US4 (SEQ ID NO: 2)) and US5-p53/2-4R (also shown as US5P53/4R (SEQ ID NO: 3)) for p53 gene amplification; and US4-LPL-F2 (SEQ ID NO: 16) and US5-LPL-R2 (SEQ ID NO: 17) for lipoprotein lipase gene amplification.

[0277] Amplification of the respective DNA sequences was conducted according to standard protocols. For example, primers can be used in a concentration of 8 pmol. The reaction mixture (e.g., total volume 50 μl) can contain Taq-polymerase including 10×buffer and dNTPs. Cycling conditions for polymerase chain reaction amplification can typically be initially 5 min. at 95° C., followed by 1 min. at 94° C., 45 sec at 53° C., and 30 sec at 72° C. for 40 cycles with a final extension time of 5 min at 72° C. Amplification products can be purified by using Qiagen's PCR purification kit (No. 28106) according to manufacturer's instructions. The elution of the purified products from the column can be done in 50 μl TE-buffer (10 mM Tris, 1 mM EDTA, pH 7.5).

[0278] The purified amplification products were immobilized via a biotin-avidin linkage to streptavidin-coated beads and the double-stranded DNA was denatured. A detection primer was then annealed to the immobilized DNA using conditions such as, for example, the following: 50 μl annealing buffer (20 mM Tris, 10 mM KCl, 10 mM (NH₄)₂SO₄, 2 mM MgSO₄, 1% Triton X-100, pH 8) at 50° C. for 10 min, followed by washing of the beads three times with 200 μl washing buffer (40 mM Tris, 1 mM EDTA, 50 mM NaCl, 0.1% Tween 20, pH 8.8) and once in 200 μl TE buffer.

[0279] The PROBE extension reaction was performed, for example, by using some components of the DNA sequencing kit from USB (No. 70770) and ddNTPs or dNTPs from Pharmacia. An exemplary protocol could include a total reaction volume of 45 μl, containing of 21 μl water, 6 μl Sequenase-buffer, 3 μl 10 mM DTT solution, 4.5 μl, 0.5 mM of three dNTPs, 4.5 μl, 2 mM the missing one ddNTP, 5.5 μl glycerol enzyme dilution buffer, 0.25 μl Sequenase 2.0,

and 0.25 pyrophosphatase. The reaction can then by pipetted on ice and incubated for 15 min at room temperature and for 5 min at 37° C. The beads can be washed three times with 200 µl washing buffer and once with 60 µl of a 70 mM NH₄-Citrate solution.

[0280] The DNA was denatured to release the extended primers from the immobilized template. Each of the resulting extension products was separately analyzed by MALDI-TOF mass spectrometry using 3-hydroxypicolinic acid (3-HPA) as matrix and a UV laser.

[0281] Specifically, the primers used in the PROBE reactions are as shown below: P21/31-3 (SEQ ID NO: 12) for PROBE analysis of the p21 polymorphic site; P53/72 (SEQ ID NO: 4) for PROBE analysis of the p53 polymorphic site; and LPL-2 for PROBE analysis of the lipoprotein lipase

also provided (i.e., 5734.8 Da for the wild-type product and 5405.6 Da for the polymorphic product).

[0283] In the PROBE analysis of the lipoprotein lipase gene polymorphic site, the extension reaction was performed using a mixture of ddA and ddT. The products resulting from the reaction conducted on a “wild-type” allele template (wherein codon 291 encodes an asparagine) and from the reaction conducted on a polymorphic N291S allele template (wherein codon 291 encodes a serine) are shown below and designated as 291Asn and 291Ser, respectively. The masses for each product as can be measured by MALDI-TOF mass spectrometry are also provided (i.e., 6438.2 Da for the wild-type product and 6758.4 Da for the polymorphic product).

[0284] P53-1 (R72P)

PCR Product length: 407 bp

US4-p53-ex4-F

ctg aggacctggt cctctgactg (SEQ ID NO: 1)

ctcttttcac ccatctacagtcctcccttgccgtcccaagc aatggatgatttgatgctgt

ccccggacga tattgaacaa tggttcactg aagaccagg tccagatgaa gctcccagaa

P53/72 72R

tgccagaggctgctcccgc gtggccctg caccagcagc tcctacaccg gcggccctg

c 72P

caccagcccc ctctggccc ctgtcatctt ctgtccctc ccagaaaacc taccagggca

gctacggttt ccgtctgggc ttcttgcat ctgggacagc caagtctgtg acttgacgg

tcagttgccc tgaggggctg gcttccatga gacttcaa

US5-p53/2-4R

Primers (SEQ ID NOs: 2-4)

p53-ex4FUS4 cccagtcacgacgttgtaaaacgc tga gga cct ggt cct ctg ac

US5P53/4R agcggataacaatttcacacaggt tga agt ctc atg gaa gcc

P53/72 gcc aga ggc tgc tcc cc

gene polymorphic site. In the PROBE analysis of the p21 polymorphic site, the extension reaction was performed using dideoxy-C. The products resulting from the reaction conducted on a “wild-type” allele template (wherein codon 31 encodes a serine) and from the reaction conducted on a polymorphic S31R allele template (wherein codon 31 encodes an arginine) are shown below and designated as P21/31-3 Ser (wt) (SEQ ID NO: 13) and P21/31-3 Arg (SEQ ID NO: 14), respectively. The masses for each product as can be measured by MALDI-TOF mass spectrometry are also provided (i.e., 4900.2 Da for the wild-type product and 5213.4 Da for the polymorphic product).

[0282] In the PROBE analysis of the p53 polymorphic site, the extension reaction was performed using dideoxy-C. The products resulting from the reaction conducted on a “wild-type” allele template (wherein codon 72 encodes an arginine) and from the reaction conducted on a polymorphic R72P allele template (wherein codon 72 encodes a proline) are shown below and designated as Cod72 G Arg (wt) and Cod72 C Pro, respectively. The masses for each product as can be measured by MALDI-TOF mass spectrometry are

[0285]

Allele	Masses			
	Product Termination: ddC	SEQ #	Length	Mass
P53/72	gccagaggctgctcccc	5	17	5132.4
Cod72 G Arg	gccagaggctgctcccgc	6	19	5734.8
(wt)				
Cod72 C Pro	gccagaggctgctccccc	7	18	5405.6

[0286] Biotinylated US5 primer is used in the PCR amplification.

[0287] LPL-1 (N291S)

[0288] Amino acid exchange asparagine to serine at codon 291 of the lipoprotein lipase gene.

PCR Product length: 251 bp
US4-LPL-F2 (SEQ ID NO: 16)
gcgctccatt catctcttca tcgactctct gttgaatgaa gaaaatccaa gtaaggccta (SEQ ID NO: 15)

cagggtgcagt tccaaggaag cctttgagaa agggctctgc ttgagttgta gaaagaaccg
LPL-2 291N

ctgcaacaatctgggctatgagatcaataa agtcagagcc aaaagaagca gcaaaatgta
g 291S

cctgaagact cgttctcaga tgccc
US4-LPL-R2

Primers (SEQ ID NOs: 16-18):
US4-LPL-F2 cccagtcacgacgttgtaaaacgg cgc tcc att cat ctc ttc

US5-LPL-R2 agcggataacaatttcacacaggg ggc atc tga gaa cga gtc

LPL-2 caa tct ggg cta tga gat ca

[0289]

[0291]

Masses				
Allele	Product Termination: ddA, ddT	SEQ #	Length	Mass
LPL-2	caatctgggctatgagalca	19	20	6141
291 Asn	caatctgggctatgagatcaa	20	21	6438.2
291 Ser	caatctgggctatgagatcagt	21	22	6758.4

Masses				
Allele	Product Termination: ddC	SEQ #	Length	Mass
P21/31-3	cagcgagcagctgag	12	15	4627
P21/31-3 Ser	cagcgagcagctgagc	13	16	4900.2
(wt)				
P21/31-3 Arg	cagcgagcagctgagac	14	17	5213.4

[0290] Biotinylated US5 primer is used in the PCR amplification.

P21-1 (S31R)
Amino acid exchange serine to arginine at codon 31 of the tumor suppressor gene p21. Product length: 207 bp
US4p21c31-2F (SEQ ID NO: 8)
gcagc gtcc gtcagaaccc atgcg-
p21/31-3 31S

aaggcctgcc gccgcctctt cggcccgatg gacagcgagcagctgagccg cgactgtgat
a 31R

gcgctaattgg cgggctgcat ccaggaggcc cgtgagcgat ggaacttcga ctttgtcacc

gagacaccac tggaggg
US5p21-2R

Primers (SEQ ID NOs: 9-11)
US4p21c31-2F cccagtcacgacgttgtaaaacgg tcc gtc aga acc cat gcg g

US5p21-2R agcggataacaatttcacacaggc tcc agt ggt gtc tcg gtc ac

P21/31-3 cag cga gca gct gag

[0292] Biotinylated US5 primer is used in the PCR amplification.

[0293] Each of the Caucasian subject DNA samples was individually analyzed by MALDI-TOF mass spectrometry to determine the identity of the nucleotide at the polymorphic sites. The genotypic results of each assay can be entered into the database. The results were then sorted according to age and/or sex to determine the distribution of allelic frequencies by age and/or sex. As depicted in the Figures showing histograms of the results, in each case, there was a differential distribution of the allelic frequencies of the genetic markers for the p21, p53 and lipoprotein lipase gene polymorphisms.

[0294] FIG. 8 shows the results of the p21 genetic marker assays and reveals a statistically significant decrease (from 13.3% to 9.2%) in the frequency of the heterozygous genotype (S31 R) in Caucasians with age (18-49 years of age compared to 50-79 years of age). The frequencies of the homozygous (S31 and R31) genotypes for the two age groups are also shown, as are the overall frequencies of the S31 and R31 alleles in the two age groups (designated as *S31 and *R31, respectively in the Figure).

[0295] FIGS. 7A-C show the results of the p53 genetic marker assays and reveals a statistically significant decrease (from 6.7% to 3.7%) in the frequency of the homozygous polymorphic genotype (P72) in Caucasians with age (18-59 years of age compared to 60-79 years of age). The frequencies of the homozygous "wild-type" genotype (R72) and the heterozygous genotype (R72P) for the two age groups are also shown, as are the overall frequencies of the R72 and P72 alleles in the two age groups (designated as *R72 and *P72, respectively in the Figure). These results are consistent with the observation that allele is not benign, as p53 regulates expression of a second protein, p21, which inhibits cyclin-dependent kinases (CDKs) needed to drive cells through the cell-cycle (a mutation in either gene can disrupt the cell cycle leading to increased cell division).

[0296] FIG. 2C shows the results of the lipoprotein lipase gene genetic marker assays and reveals a statistically significant decrease (from 1.97% to 0.54%) in the frequency of the polymorphic allele (S291) in Caucasian males with age (see also Reymer et al. (1995) *Nature Genetics* 10:28-34). The frequencies of this allele in Caucasian females of different age groups are also shown.

EXAMPLE 2

[0297] This example describes the use of MALDI-TOF mass spectrometry to analyze DNA samples of a number of subjects as individual samples and as pooled samples of multiple subjects to assess the presence or absence of a polymorphic allele (the 353Q allele) of the Factor VII gene and determine the frequency of the allele in the group of subjects. The results of this study show that essentially the same allelic frequency can be obtained by analyzing pooled DNA samples as by analyzing each sample separately and thereby demonstrate the quantitative nature of MALDI-TOF mass spectrometry in the analysis of nucleic acids.

[0298] Factor VII

[0299] Factor VII is a serine protease involved in the extrinsic blood coagulation cascade. This factor is activated by thrombin and works with tissue factor (Factor III) in the

processing of Factor X to Factor Xa. There is evidence that supports an association between polymorphisms in the Factor VII gene and increased Factor VII activity which can result in an elevated risk of ischemic cardiovascular disease, including myocardial infarction. The polymorphism investigated in this study is R353Q (i.e., a substitution of a glutamic acid residue for an arginine residue at codon 353 of the Factor VII gene) (see Table 5).

[0300] Analysis of DNA Samples for the Presence or Absence of the 353Q Allele of the Factor VII Gene

[0301] Genomic DNA was isolated from separate blood samples obtained from a large number of subjects divided into multiple groups of 92 subjects per group. Each sample of genomic DNA was analyzed using the BiomassPROBE™ assay as described in Example 1 to determine the presence or absence of the 353Q polymorphism of the Factor VII gene.

[0302] First, DNA from each sample was amplified in a polymerase chain reaction using primers F7-353FUS4 (SEQ ID NO: 24) and F7-353RUS5 (SEQ ID NO: 26) as shown below and using standard conditions, for example, as described in Example 1. One of the primers was biotinylated to permit immobilization of the amplification product to a solid support. The purified amplification products were immobilized via a biotin-avidin linkage to streptavidin-coated beads and the double-stranded DNA was denatured. A detection primer was then annealed to the immobilized DNA using conditions such as, for example, described in Example 1. The detection primer is shown as F7-353-P (SEQ ID NO: 27) below. The PROBE extension reaction was carried out using conditions, for example, such as those described in Example 1. The reaction was performed using ddG.

[0303] The DNA was denatured to release the extended primers from the immobilized template. Each of the resulting extension products was separately analyzed by MALDI-TOF mass spectrometry. A matrix such as 3-hydroxypicolinic acid (3-HPA) and a UV laser could be used in the MALDI-TOF mass spectrometric analysis. The products resulting from the reaction conducted on a "wild-type" allele template (wherein codon 353 encodes an arginine) and from the reaction conducted on a polymorphic 353Q allele template (wherein codon 353 encodes a glutamic acid) are shown below and designated as 353 CGG and 353 CAG, respectively. The masses for each product as can be measured by MALDI-TOF mass spectrometry are also provided (i.e., 5646.8 Da for the wild-type product and 5960 Da for the polymorphic product).

[0304] The MALDI-TOF mass spectrometric analyses of the PROBE reactions of each DNA sample were first conducted separately on each sample (250 nanograms total concentration of DNA per analysis). The allelic frequency of the 353Q polymorphism in the group of 92 subjects was calculated based on the number of individual subjects in which it was detected.

[0305] Next, the samples from 92 subjects were pooled (250 nanograms total concentration of DNA in which the concentration of any individual DNA is 2.7 nanograms), and the pool of DNA was subjected to MALDI-TOF mass spectrometric analysis. The area under the signal corresponding to the mass of the 353Q polymorphism PROBE

extension product in the resulting spectrum was integrated in order to quantitate the amount of DNA present. The ratio of this amount to total DNA was used to determine the allelic frequency of the 353Q polymorphism in the group of subjects. This type of individual sample vs. pooled sample analysis was repeated for numerous different groups of 92 different samples.

[0306] The frequencies calculated based on individual MALDI-TOF mass spectrometric analysis of the 92 separate samples of each group of 92 are compared to those calculated based on MALDI-TOF mass spectrometric analysis of pools of DNA from 92 samples in FIG. 9. These comparisons are shown as “pairs” of bar graphs in the Figure, each pair being labeled as a separate “pool” number, e.g., P1, P16, P2, etc. Thus, for example, for P1, the allelic frequency of the polymorphism calculated by separate analysis of each of the 92 samples was 11.41%, and the frequency calculated by analysis of a pool of all of the 92 DNA samples was 12.09%.

[0307] The similarity in frequencies calculated by analyzing separate DNA samples individually and by pooling the DNA samples demonstrates that it is possible, through the quantitative nature of MALDI-TOF mass spectrometry, to analyze pooled samples and obtain accurate frequency determinations. The ability to analyze pooled DNA samples significantly reduces the time and costs involved in the use of the non-selected, healthy databases as described herein. It has also been shown that it is possible to decrease the DNA concentration of the individual samples in a pooled mixture from 2.7 nanograms to 0.27 nanograms without any change in the quality of the spectrum or the ability to quantitate the amount of sample detected.

[0308] Factor VII R353Q PROBE Assay

[0309] PROBE Assay for cod353 CGG>CAG (Arg>Gln), Exon 9 G>A.

PCR fragment: 134 bp (incl. US tags; SEQ ID Nos. 22 and 23)
Frequency of A allele: Europeans about 0.1, Japanese/Chinese about 0.03-0.05 (Thromb. Haemost. 1995, 73:617-22; Diabetologia 1998, 41:760-6):

F7-353FUS4>
1201 GTGCCGGCTA CTCGGATGGCAGCAAGGACTCCTGCAAGGG GGACAGTGGA GGCCACATG

F7-353-P> A <F7-353RUS5
1261 CCACCCACTACCGGGGCACG TGGTACCTGACGGGCATCGTCAGCTGGGCG CAGGGCTGCG

Primers (SEQ ID Nos: 24-26) Tm⁹⁵
F7-353FUS4 CCC AGT CAC GAC GTT GTA AAA CGA TGG CAG CAA GGA CTC CTG 64° C.
F7-353-P CAC ATG CCA CCC ACT ACC
F7-353RUS5 AGC GGA TAA CAA TTT CAC ACA GGT GAC GAT GCC CGT CAG GTA 64° C.
C

[0310]

Masses				
Allele	Product Termination: ddG	SEQ #	Length	Mass
F7-353-P	atgccaccactacc	27	18	5333.6
353 CGG	cacatgccaccactaccg	28	19	5646.8

-continued

Masses				
Allele	Product Termination: ddG	SEQ #	Length	Mass
353 CAG	cacatgccaccactaccag	29	20	5960
US5-bio bio-	agcggataacaatttcacacagg	30	23	7648.6

[0311] Conclusion

[0312] The above examples demonstrate an effect of altered frequency of disease causing genetic factors within the general population. Interpretation of those results allows prediction of the medical relevance of polymorphic genetic alterations. In addition, conclusions can be drawn with regard to their penetrance, diagnostic specificity, positive predictive value, onset of disease, most appropriate onset of preventive strategies, and the general applicability of genetic alterations identified in isolated populations to panmixed populations. Therefore, an age- and sex-stratified population-based sample bank that is ethnically homogenous is a suitable tool for rapid identification and validation of genetic factors regarding their potential medical utility.

EXAMPLE 3

[0313] Morbidity and Mortality Markers

[0314] Sample Band and Initial Screening

[0315] Healthy samples were obtained through the blood bank of San Bernardino, Calif. Donors signed prior to the blood collection a consent form and agreed that their blood will be used in genetic studies with regard to human aging. All samples were anonymized. Tracking back of samples is not possible.

[0316] Isolation of DNA from Blood Samples of a Healthy Donor Population

[0317] Blood is obtained from a donor by venous puncture and preserved with 1 mM EDTA pH 8.0. Ten milliliters of whole blood from each donor was centrifuged at 2000×g. One milliliter of the buffy coat was added to 9 milliliters of 155 mM NH₄Cl, 1 OmM KHCO₃, and 0.1 mM Na₂EDTA, incubated 10 minutes at room temperature and centrifuged for 10 minutes at 2000×g. The supernatant was removed, and the white cell pellet was washed in 155 mM NH₄Cl, 10

mM KHCO₃, and 0.1 mM Na₂EDTA and resuspended in 4.5 milliliters of 50 mM Tris, 5 mM EDTA, and 1% SDS. Proteins were precipitated from the cell lysate by 6M Ammonium Acetate, pH 7.3, and separated from the nucleic acid by centrifugation 3000×g. The nucleic acid was recovered from the supernatant by the addition of an equal volume of 100% isopropanol and centrifugation at 2000×g. The dried nucleic acid pellet was hydrated in 10mM Tris pH 7.6 and 1 mM Na2EDTA and stored at 4C.

[0318] In this study, samples were pooled as shown in Table 1. Both parents of the blood donors were of Caucasian origin.

TABLE 1

Pool ID	Sex	Age-range	# individuals
SP1	Female	18–39 years	276
SP2	Males	18–39 years	276
SP3	Females	60–69 years	184
SP4	Males	60–79 years	368

[0319] More than 400 SNPs were tested using all four pools. After one test run 34 assays were selected to be re-assayed at least once. Finally, 10 assays showed repeatedly differences in allele frequencies of several percent and, therefore, fulfilled the criteria to be tested using the individual samples. Average allele frequency and standard deviation is tabulated in Table 2.

TABLE 2

Assay ID	SP1	SP1-STD	SP2	SP2-STD	SP3	SP3-STD	SP4	SP4-STD
47861	0.457	0.028	0.433	0.042	0.384	0.034	0.380	0.015
47751	0.276	0.007	0.403	0.006	0.428	0.052	0.400	0.097
48319	0.676	0.013	0.627	0.018	0.755	0.009	0.686	0.034
48070	0.581	0.034	0.617	0.045	0.561	n.a.	0.539	0.032
49807	0.504	0.034	0.422	0.020	0.477	0.030	0.556	0.005
49534	0.537	0.017	0.503	n.a.	0.623	0.023	0.535	0.009
49733	0.560	0.006	0.527	0.059	0.546	0.032	0.436	0.016
49947	0.754	0.008	0.763	0.047	0.736	0.052	0.689	0.025
50128	0.401	0.022	0.363	0.001	0.294	0.059	0.345	0.013
63306	0.697	0.012	0.674	0.013	0.712	0.017	0.719	0.005

[0320] So far, 7 out of the 10 potential morbidity markers were fully analyzed. Additional information about genes in which these SNPs are located was gathered through publicly available databases, including Genbank.

[0321] AKAPS

[0322] Candidate morbidity and mortality markers include housekeeping genes, such as genes involved in signal transduction. Among such genes are the A-kinase anchoring proteins (AKAPs) genes, which participate in signal transduction pathways involving protein phosphorylation. Protein phosphorylation is an important mechanism for enzyme regulation and the transduction of extracellular signals across the cell membrane in eukaryotic cells. A wide variety of cellular substrates, including enzymes, membrane receptors, ion channels and transcription factors, can be phosphorylated in response to extracellular signals that interact with cells. A key enzyme in the phosphorylation of cellular proteins in response to hormones and neurotransmitters is cyclic AMP (cAMP)-dependent protein kinase (PKA). Upon

activation by cAMP, PKA thus mediates a variety of cellular responses to such extracellular signals. An array of PKA isozymes are expressed in mammalian cells. The PKAs usually exist as inactive tetramers containing a regulatory (R) subunit dimer and two catalytic (C) subunits. Genes encoding three C subunits (C α , C β and C γ) and four R subunits (RI α , RI β , RII α and RII β) have been identified [see Takio et al. (1982) *Proc. Natl. Acad. Sci. U.S. A.* 79:2544-2548; Lee et al. (1983) *Proc. Natl. Acad. Sci. U.S. A.* 80:3608-3612; Jahnsen et al. (1996) *J. Biol. Chem.* 261:12352-12361; Clegg et al. (1988) *Proc. Natl. Acad. Sci. U.S.A.* 85:3703-3707; and Scott (1991) *Pharmacol. Ther.* 50:123-145]. **The type I (RI) α and type II (RII) α subunits are distributed ubiquitously, whereas RI β and RII β are present mainly in brain [see, e.g., Miki and Eddy (1999) *J. Biol. Chem.* 274:29057-29062].** The type I PKA holoenzyme (RI α and RI β) is predominantly cytoplasmic, whereas the majority of type II PKA (RII α and RII β) associates with cellular structures and organelles [Scott (1991) *Pharmacol. Ther.* 50:123-145]. Many hormones and other signals act through receptors to generate cAMP which binds to the R subunits of PKA and releases and activates the C subunits to phosphorylate proteins. Because protein kinases and their substrates are widely distributed throughout cells, there are mechanisms in place in cells to localize protein kinase-mediated responses to different signals. One such mechanism involves subcellular targeting of PKAs through association with anchoring proteins, referred to as A-kinase anchoring proteins (AKAPs), that place PKAs in

close proximity to specific organelles or cytoskeletal components and particular substrates thereby providing for more specific PKA interactions and localized responses [see, e.g., Scott et al. (1990) *J. Biol. Chem.* 265:21561-21566; Bregman et al. (1991) *J. Biol. Chem.* 266:7207-7213; and Miki and Eddy (1999) *J. Biol. Chem.* 274:29057-29062]. Anchoring not only places the kinase close to the substrates, but also positions the PKA holoenzyme at sites where it can optimally respond to fluctuations in the second messenger cAMP [Mochly-Rosen (1995) *Science* 268:247-251; Faux and Scott (1996) *Trends Biochem. Sci.* 21:312-315; Hubbard and Cohen (1993) *Trends Biochem. Sci.* 18:172-177].

[0323] Up to 75% of type II PKA is localized to various intracellular sites through association of the regulatory subunit (RII) with AKAPs [see, e.g., Hausken et al. (1996) *J. Biol. Chem.* 271:29016-29022]. RII subunits of PKA bind to AKAPs with nanomolar affinity [Carr et al. (1992) *J. Biol. Chem.* 267:13376-13382], and many AKAP-RII complexes have been isolated from cell extracts. RI subunits of PKA bind to AKAPs with only micromolar affinity [Burton et al.

(1997) *Proc. Natl. Acad. Sci. U.S.A.* 94:11067-110721. Evidence of binding of a PKA RI subunit to an AKAP has been reported [Miki and Eddy (1998) *J. Biol. Chem.* 273:34384-34390] in which RI α -specific and RI α /RII α dual specificity PKA anchoring domains were identified on FSC1/AKAP82. Additional dual specific AKAPs, referred to as D-AKAP1 and D-AKAP2, which interact with the type I and type II regulatory subunits of PKA have also been reported [Huang et al. (1997) *J. Biol. Chem.* 272:8057-8064; Huang et al. (1997) *Proc. Natl. Acad. Sci. U.S.A.* 94:11184-11189].

[0324] More than 20 AKAPs have been reported in different tissues and species. Complementary DNAs (cDNAs) encoding AKAPs have been isolated from diverse species, ranging from *Caenorhabditis elegans* and *Drosophila* to human [see, e.g., Colledge and Scott (1999) *Trends Cell Biol.* 9:216-221]. Regions within AKAPs that mediate association with RII subunits of PKA have been identified. These regions of approximately 10-18 amino acid residues vary substantially in primary sequence, but secondary structure predictions indicate that they are likely to form an amphipathic helix with hydrophobic residues aligned along one face of the helix and charged residues along the other [Carr et al. (1991) *J. Biol. Chem.* 266:14188-14192; Carr et al. (1992) *J. Biol. Chem.* 267:13376-13382]. Hydrophobic amino acids with a long aliphatic side chain, e.g., valine, leucine or isoleucine, can participate in binding to RII subunits [Glantz et al. (1993) *J. Biol. Chem.* 268:12796-12804].

[0325] Many AKAPs also have the ability to bind to multiple proteins, including other signaling enzymes. For example, AKAP79 binds to PKA, protein kinase C (PKC) and the protein phosphatase calcineurin (PP2B) [Coghlan et al. (1995) *Science* 267:108-112 and Klauck et al. (1996) *Science* 271:1589-1592]. Therefore, the targeting of AKAP79 to neuronal postsynaptic membranes brings together enzymes with opposite catalytic activities in a single complex.

[0326] AKAPs thus serve as potential regulatory mechanisms that increase the selectivity and intensity of a cAMP-mediated response. There is a need, therefore, to identify and elucidate the structural and functional properties of AKAPs in order to gain a complete understanding of the important role these proteins play in the basic functioning of cells.

[0327] AKAP10

[0328] The sequence of a human AKAP10 cDNA (also referred to as D-AKAP2) is available in the GenBank database, at accession numbers AF037439 (SEQ ID NO: 31) and NM 007202. The AKAP10 gene is located on chromosome 17.

[0329] The sequence of a mouse D-AKAP2 cDNA is also available in the GenBank database (see accession number AF021833). The mouse D-AKAP2 protein contains an RGS domain near the amino terminus that is characteristic of proteins that interact with G α subunits and possess GTPase activating protein-like activity [Huang et al. (1997) *Proc. Natl. Acad. Sci. U.S.A.* 94:11184-11189]. The human AKAP10 protein also has sequences homologous to RGS domains. The carboxy-terminal 40 residues of the mouse D-AKAP2 protein are responsible for the interaction with the regulatory subunits of PKA. This sequence is fairly well conserved between the mouse D-AKAP2 and human AKAP10 proteins.

[0330] Polymorphisms of the Human AKAP10 Gene and Polymorphic AKAP10 Proteins

[0331] Polymorphisms of AKAP genes that alter gene expression, regulation, protein structure and/or protein function are more likely to have a significant effect on the regulation of enzyme (particularly PKA) activity, cellular transduction of signals and responses thereto and on the basic functioning of cells than polymorphisms that do not alter gene and/or protein function. Included in the polymorphic AKAPs provided herein are human AKAP10 proteins containing differing amino acid residues at position number 646.

[0332] Amino acid 646 of the human AKAP10 protein is located in the carboxy-terminal region of the protein within a segment that participates in the binding of R-subunits of PKAs. This segment includes the carboxy-terminal 40 amino acids.

[0333] The amino acid residue reported for position 646 of the human AKAP10 protein is an isoleucine. Polymorphic human AKAP10 proteins provided herein have the amino acid sequence but contain residues other than isoleucine at amino acid position 646 of the protein. In particular embodiments of the polymorphic human AKAP10 proteins provided herein, the amino acid at position 646 is a valine, leucine or phenylalanine residue.

[0334] An A to G Transition at Nucleotide 2073 of the Human AKAP10 Coding Sequence

[0335] As described herein, an allele of the human AKAP10 gene that contains a specific polymorphism at position 2073 of the coding sequence and thereby encodes a valine at position 646 has been detected in varying frequencies in DNA samples from younger and older segments of the human population. In this allele, the A at position 2073 of the AKAP10 gene coding sequence is changed from an A to a G, giving rise to an altered sequence in which the codon for amino acid 646 changes from ATT, coding for isoleucine, to GTT, coding for valine.

[0336] Morbidity Marker 1: Human Protein Kinase A Anchoring Protein (AKAP10-1)

[0337] PCR Amplification and BiomassPROBE assay detection of AKAP10-1 in a healthy donor population

[0338] PCR Amplification of Donor Population for AKAP 10

[0339] PCR primers were synthesized by OPERON using phosphoramidite chemistry. Amplification of the AKAP10 target sequence was carried out in single 50 μ l PCR reaction with 100 ng-1 μ g of pooled human genomic DNAs in a 50 μ l PCR reaction. Individual DNA concentrations within the pooled samples were present in equal concentration with the final concentration ranging from 1-25 ng. Each reaction containing IX PCR buffer (Qiagen, Valencia, Calif.), 200 μ M dNTPs, 1U Hotstar Taq polymerase (Qiagen, Valencia, Calif.), 4 mM MgCl₂, and 25 pmol of the forward primer containing the universal primer sequence and the target specific sequence 5'-TCTCAATCATGTGCAITGAGG-3' (SEQ ID NO: 45), 2 pmol of the reverse primer 5'-AGCG-GATAACAATTTACACAGGGATCACA-CAGCCATCAGCAG-3' (SEQ ID NO: 46), and 10 pmol of a biotinylated universal primer complementary to the 5' end of the PCR amplicon 5'-AGCGGATAACAATTTACACA-

CAGG-3'(SEQ ID NO: 47). After an initial round of amplification with the target with the specific forward and reverse primer, the 5' biotinylated universal primer then hybridized and acted as a reverse primer thereby introducing a 3' biotin capture moiety into the molecule. The amplification protocol results in a 5'-biotinylated double stranded DNA amplicon and dramatically reduces the cost of high throughput genotyping by eliminating the need to 5' biotin label each forward primer used in a genotyping. Thermal cycling was performed in 0.2 mL tubes or 96 well plate using an MJ Research Thermal Cycler (calculated temperature) with the following cycling parameters: 94° C. for 5 min; 45 cycles: 94° C. for 20 sec, 56° C. for 30 sec, 72° C. for 60 sec; 72° C. 3 min.

[0340] Immobilization of DNA

[0341] The 50 µl PCR reaction was added to 25 ul of streptavidin coated magnetic bead (Dyna) prewashed three times and resuspended in 1M NH₄Cl, 0.06M NH₄OH. The PCR amplicons were allowed to bind to the beads for 15 minutes at room temperature. The beads were then collected with a magnet and the supernatant containing unbound DNA was removed. The unbound strand was released from the double stranded amplicons by incubation in 100 mM NaOH and washing of the beads three times with 10 mM Tris pH 8.0.

[0342] BiomassPROBE Assay Analysis of Donor Population for AKAP10-1 (clone 48319)

[0343] Genotyping using the BiomassPROBE assay methods was carried out by resuspending the DNA coated magnetic beads in 26 mM Tris-HCl pH 9.5, 6.5 mM MgCl₂ and 50 mM each of dTTP and 50 mM each of ddCTP, ddATP, ddGTP, 2.5U of a thermostable DNA polymerase (Amersham) and 20 pmol of a template specific oligonucleotide PROBE primer 5'-CTGGCGCCCCACGTGGTCAA-3' (SEQ ID NO: 48) (Operon). Primer extension occurs with three cycles of oligonucleotide primer hybridization and extension. The extension products were analyzed after denaturation from the template with 50 mM NH₄Cl and transfer of 150 nL each sample to a silicon chip preloaded with 150 nL of H3PA matrix material. The sample material was allowed to crystallize and was analyzed by MALDI-TOF (Bruker, PerSeptive). The SNP that is present in AKAP10-1 is a T to C transversion at nucleotide number 156277 of the sequence of a genomic clone of the AKAP10 gene (GenBank Accession No. AC005730) (SEQ ID NO: 36). SEQ ID NO: 35: represents the nucleotide sequence of human chromosome 17, which contains the genomic nucleotide sequence of the human AKAP10 gene, and SEQ ID NO: 36 represents the nucleotide sequence of human chromosome 17, which contains the genomic nucleotide sequence of the human AKAP10-1 allele. The mass of the primer used in the BioMass probe reaction was 5500.6 daltons. In the presence of the SNP, the primer is extended by the addition of ddC, which has a mass of 5773.8. The wildtype gene results in the addition of dT and ddG to the primer to produce an extension product having a mass of 6101 daltons.

[0344] The frequency of the SNP was measured in a population of age selected healthy individuals. Five hundred fifty-two (552) individuals between the ages of 18-39 years (276 females, 276 males) and 552 individuals between the ages of 60-79 (184 females between the ages of 60-69, 368 males between the age of 60-79) were tested for the presence

of the polymorphism localized in the non-translated 3' region of AKAP 10. Differences in the frequency of this polymorphism with increasing age groups were observed among healthy individuals. Statistical analysis showed that the significance level for differences in the allelic frequency for alleles between the "younger" and the "older" populations was p=0.0009 and for genotypes was p=0.003. Differences between age groups are significant. For the total population allele significance is p=0.0009, and genotype significance is p=0.003.

[0345] This marker led to the best significant result with regard to allele and genotype frequencies in the age-stratified population. FIG. 19 shows the allele and genotype frequency in both genders as well as in the entire population. For the latter, the significance for alleles was p=0.0009 and for genotypes was p=0.003. The young and old populations were in Hardy-Weinberg equilibrium. A preferential change of one particular genotype was not observed.

[0346] The polymorphism is localized in the non-translated 3'-region of the gene encoding the human protein kinase A anchoring protein (AKAP10). The gene is located on chromosome 17. Its structure includes 15 exons and 14 intervening sequences (introns). The encoded protein is responsible for the sub-cellular localization of the cAMP-dependent protein kinase and, therefore, plays a key role in the G-protein mediated receptor-signaling pathway (Huang et al. PNAS (1007) 94:11184-11189). Since its localization is outside the coding region, this polymorphism is most likely in linkage disequilibrium (LD) with other non-synonymous polymorphisms that could cause amino acid substitutions and subsequently alter the function of the protein. Sequence comparison of different Genbank database entries concerning this gene revealed further six potential polymorphisms of which two are supposed to change the respective amino acid (see Table 3).

TABLE 3

Exon	Codon	Nucleotides	Amino acid
3	100	GCT > GCC	Ala > Ala
4	177	AGT > GTG	Met > Val
8	424	GGG > GGC	Gly > Gly
10	524	CCG > CTG	Pro > Leu
12	591	GTG > GTC	Val > Val
12	599	CGC > CGA	Arg > Arg

[0347] Morbidity Marker 2: Human Protein Kinase A Anchoring Protein (AKAP10-5)

[0348] Discovery of AKAP10-5 Allele (SEQ ID NO: 33)

[0349] Genomic DNA was isolated from blood (as described above) of seventeen (17) individuals with a genotype CC at the AKAP10-1 gene locus and a single heterozygous individual (CT) (as described). A target sequence in the AKAP10-1 gene which encodes the C-terminal PKA binding domain was amplified using the polymerase chain reaction. PCR primers were synthesized by OPERON using phosphoramidite chemistry. Amplification of the AKAP10-1 target sequence was carried out in individual 50 µl PCR reaction with 25 ng of human genomic DNA templates. Each reaction containing IxPCR buffer (Qiagen, Valencia, Calif.), 200 µM dNTPs, IU Hotstar Taq polymerase (Qiagen, Valencia, Calif.), 4 mM MgCl₂, 25 pmol of the forward primer

(Ex13F) containing the universal primer sequence and the target specific sequence 5'-TCC CAA AGT GCT GGA ATT AC-3' (SEQ ID NO: 53), and 2 pmol of the reverse primer (Ex14R) 5'-GTC CAA TAT ATG CAA ACA GTT G-3' (SEQ ID NO: 54). Thermal cycling was performed in 0.2 mL tubes or 96 well plate using an MJ Research Thermal Cycler (MJ Research, Waltham, Mass.) (calculated temperature) with the following cycling parameters: 94° C. for 5 min; 45 cycles; 94° C. for 20 sec, 56° C. for 30 sec, 72° C. for 60 sec; 72° C. 3 min. After amplification the amplicons were purified using a chromatography (Mo Bio Laboratories (Solana Beach, Calif.)).

[0350] The sequence of the 18 amplicons, representing the target region, was determined using a standard Sanger cycle sequencing method with 25 nmol of the PCR amplicon, 3.2 uM DNA sequencing primer 5'-CCC ACA GCA GTT AAT CCT TC-3' (SEQ ID NO: 55), and chain terminating dRhodamine labeled 2', 3' dideoxynucleotides (PE Biosystems, Foster City, Calif.) using the following cycling parameters: 96° C. for 15 seconds; 25 cycles: 55° C. for 15 seconds, 60° C. for 4 minutes. The sequencing products precipitated by 0.3M NaOAc and ethanol. The precipitate was centrifuged and dried. The pellets were resuspended in deionized formamide and separated on a 5% polyacrylimide gel. The sequence was determined using the "Sequencher" software (Gene Codes, Ann Arbor, Mich.).

[0351] The sequence of all 17 of the amplicons, which are homozygous for the AKAP10-1 SNP of the amplicons, revealed a polymorphism at nucleotide position 152171 (numbering for GenBank Accession No. AC005730 for AKAP10 genomic clone (SEQ ID NO: 35)) with A replaced by G. This SNP also can be designated as located at nucleotide 2073 of a cDNA clone of the wildtype AKAP10 (GenBank Accession No. AF037439) (SEQ ID NO: 31). The amino acid sequence of the human AKAP10 protein is provided as SEQ ID NO: 34. This single nucleotide polymorphism was designated as AKAP10-5 (SEQ ID NO: 33) and resulted in a substitution of a valine for an isoleucine residue at amino acid position 646 of the amino acid sequence of human AKAP10 (SEQ ID NO: 32).

[0352] PCR Amplification and BiomassPROBE Assay Detection of AKAP10-5 in a Healthy Donor Population

[0353] The healthy population stratified by age is a very efficient and a universal screening tool for morbidity associated genes by allowing for the detection of changes of allelic frequencies in the young compared to the old population. Individual samples of this healthy population base can be pooled to further increase the throughput.

[0354] Healthy samples were obtained through the blood bank of San Bernardino, Calif. Both parents of the blood donors were of Caucasian origin. Practically a healthy subject, when human, is defined as human donor who passes blood bank criteria to donate blood for eventual use in the general population. These criteria are as follows: free of detectable viral, bacterial, mycoplasma, and parasitic infections; not anemic; and then further selected based upon a questionnaire regarding history (see FIG. 3). Thus, a healthy population represents an unbiased population of sufficient health to donate blood according to blood bank criteria, and not further selected for any disease state. Typically such individuals are not taking any medications.

[0355] PCR primers were synthesized by OPERON using phosphoramidite chemistry. Amplification of the AKAP10

target sequence was carried out in a single 50 μ L PCR reaction with 100 ng-1 μ g of pooled human genomic DNAs in a 50 μ L PCR reaction. Individual DNA concentrations within the pooled samples were present in equal concentration with the final concentration ranging from 1-25 ng. Each reaction contained 1xPCR buffer (Qiagen, Valencia, Calif.), 200 μ M dNTPs, 1U Hotstar Taq polymerase (Qiagen, Valencia, Calif.), 4 mM MgCl₂, and 25 pmol of the forward primer containing the universal primer sequence and the target specific sequence 5'-AGCGGATAACAATTTCACACAGGGAGCTAGCTTGGGAAGAT TGC-3' (SEQ ID NO: 41), 2 pmol of the reverse primer 5'-GTCCAATATATGCAAACAGTTG-3' (SEQ ID NO: 54), and 10 pmol of a biotinylated universal primer complementary to the 5' end of the PCR amplicon BIO:5'-AGCGGATAACAATTTCACACAGG-3' (SEQ ID NO: 43). After an initial round of amplification with the target with the specific forward and reverse primer, the 5' biotinylated universal primer can then be hybridized and acted as a forward primer thereby introducing a 5' biotin capture moiety into the molecule. The amplification protocol resulted in a 5'-biotinylated double stranded DNA amplicon and dramatically reduced the cost of high throughput genotyping by eliminating the need to 5' biotin label every forward primer used in a genotyping.

[0356] Thermal cycling was performed in 0.2 mL tubes or 96 well plate using an MJ Research Thermal Cycler (calculated temperature) with the following cycling parameters: 94° C. for 5 min; 45 cycles: 94° C. for 20 sec, 56° C. for 30 sec; 72° C. for 60 sec; 72° C. 3 min.

[0357] Immobilization of DNA

[0358] The 50 μ L PCR reaction was added to 25 μ L of streptavidin coated magnetic beads (Dynal, Oslo, Norway), which were prewashed three times and resuspended in 1M NH₄Cl, 0.06M NH₄OH. The 5' end of one strand of the double stranded PCR amplicons were allowed to bind to the beads for 15 minutes at room temperature. The beads were then collected with a magnet, and the supernatant containing unbound DNA was removed. The hybridized but unbound strand was released from the double stranded amplicons by incubation in 100 mM NaOH and washing of the beads three times with 10 mM Tris pH 8.0.

[0359] Detection of AKAP10-5 using BiomassPROBE™ Assay

[0360] BiomassPROBE™ assay of primer extension analysis (see, U.S. Pat. No. 6,043,031) of donor population for AKAP 10-5 (SEQ ID NO: 33) was performed. Genotyping using these methods was carried out by resuspending the DNA coated magnetic beads in 26 mM Tris-HCL pH 9.5, 6.5 mM MgCl₂, 50 mM dTTP, 50 mM each of ddCTP, ddATP, ddGTP, 2.5U of a thermostable DNA polymerase (Amersham), and 20 pmol of a template specific oligonucleotide PROBE primer 5'-ACTGAGCCTGCTGCATAA-3' (SEQ ID NO: 44) (Operon). Primer extension occurs with three cycles of oligonucleotide primer with hybridization and extension. The extension products were analyzed after denaturation from the template with 50 mM NH₄Cl and transfer of 150 nL of each sample to a silicon chip preloaded with 150 nL of H3PA matrix material. The sample material was allowed to crystallize and analyzed by MALDI-TOF (Bruker, PerSeptive). The primer has a mass of 5483.6 daltons. The SNP results in the addition of a ddC to the primer, giving a mass of 5756.8 daltons for the

extended product. The wild type results in the addition a T and ddG to the primer giving a mass of 6101 daltons.

[0361] The frequency of the SNP was measured in a population of age selected healthy individuals. Seven hundred thirteen (713) individuals under 40 years of age (360 females, 353 males) and 703 individuals over 60 years of age (322 females, 381 males) were tested for the presence of the SNP, AKAP10-5 (SEQ ID NO: 33). Results are presented below in Table 4.

TABLE 4

AKAP10-5 (2073V) frequency comparison in 2 age groups

			<40	>60	delta G allele
Female	Alleles	*G	38.6	34.6	4.0
		*A	61.4	65.4	
	Genotypes	G	13.9	11.8	2.1
		GA	49.4	45.7	
		A	36.7	42.5	
Male	Alleles	*G	41.4	37.0	4.4
		*A	58.6	63.0	
	Genotypes	G	18.4	10.8	7.7
		GA	45.9	52.5	
		A	35.7	36.7	
Total	Alleles	*G	40.0	35.9	4.1
		*A	60.0	64.1	
	Genotypes	G	16.1	11.2	4.9
		GA	47.7	49.4	
		A	36.2	39.4	

[0362] FIG. 20 graphically shows these results of allele and genotype distribution in the age and sex stratified Caucasian population.

[0363] Morbidity Marker 3: Human Methionine Sulfoxide Reductase A (msrA)

[0364] The age-related allele and genotype frequency of this marker in both genders and the entire population is shown in FIG. 21. The decrease of the homozygous CC genotype in the older male population is highly significant.

[0365] Methionine Sulfoxide Reductase A (#63306)

[0366] PCR Amplification and BiomassPROBE assay detection of the human methioine sulfoxide reductase A (h-msr-A) in a healthy donor population

[0367] PCR Amplification of Donor Population for h-msr-A

[0368] PCR primers were synthesized by OPERON using phosphoramidite chemistry. Amplification of the AKAP10 target sequence was carried out in single 50 µl PCR reaction with 100 ng-1 ug of pooled human genomic DNA templates in a 50 µl PCR reaction. Individual DNA concentrations within the pooled samples were present in an equal concentration with the final concentration ranging from 1-25 ng. Each reaction containing I X PCR buffer (Qiagen, Valencia, Calif.), 200 µM dNTPs, 1U Hotstar Taq polymerase (Qiagen, Valencia, Calif.), 4 mM MgCl₂, 25 pmol of the forward primer containing the universal primer sequence and the target specific sequence 5'-TTTCTCTGCACAGAGGC-3' (SEQ ID NO: 49), 2 pmol of the reverse primer 5'-AGCGGATAACAATTTACACAGGGCTGAAATCCTTCGCTTTACC-3' (SEQ ID NO: 50), and 10 pmol of a biotinylated universal primer complementary to the 5' end of the PCR amplicon 5'-AGCGGATAA-

CAATTTACACAGG-3' (SEQ ID NO: 51). After an initial round of amplification of the target with the specific forward and reverse primers, the 5' biotinylated universal primer was then hybridized and acted as a reverse primer thereby introducing a 3' biotin capture moiety into the molecule. The amplification protocol results in a 5'-biotinylated double stranded DNA amplicon and dramatically reduces the cost of high throughput genotyping by eliminating the need to 5' biotin label each forward primer used in a genotyping. Thermal cycling was performed in 0.2 mL tubes or 96 well plate using an MJ Research Thermal Cycler (calculated temperature) with the following cycling parameters: 94° C. for 5 min; 45 cycles: 94° C. for 20 sec, 56° C. for 30 sec, 72° C. for 60 sec; 72° C. 3 min.

[0369] Immobilization of DNA

[0370] The 50 µl PCR reaction was added to 25 ul of streptavidin coated magnetic bead (Dynal) prewashed three times and resuspended in 1M NH₄Cl, 0.06M NH₄OH. The PCR amplicons were allowed to bind to the beads for 15 minutes at room temperature. The beads were then collected with a magnet and the supernatant containing unbound DNA was removed. The unbound strand was released from the double stranded amplicons by incubation in 100 mM NaOH and washing of the beads three times with 10 mM Tris pH 8.0.

[0371] BiomassPROBE Assay Analysis of Donor Population for h-msr A

[0372] Genotyping using the BiomassPROBE assay methods was carried out by resuspending the DNA coated magnetic beads in 26 mM Tris-HCl pH 9.5, 6.5 mM MgCl₂, 50 mM of dTTPs and 50 mM each of ddCTP, ddATP, ddGTP, 2.5U of a thermostable DNA polymerase (Amber-sham), and 20 pmol of a template specific oligonucleotide PROBE primer 5'-CTGAAAAGGGAGAGAAAAG-3' (Operon) (SEQ ID NO: 52). Primer extension occurs with three cycles of oligonucleotide primer with hybridization and extension. The extension products were analyzed after denaturation from the template with 50 mM NH₄Cl and transfer of 150 nl each sample to a silicon chip preloaded with 150 nl of H3PA matrix material. The sample material was allowed to crystallize and analyzed by MALDI-TOF (Bruker, PerSeptive). The SNP is represented as a T to C transversion in the sequence of two ESTs. The wild type is represented by having a T at position 128 of GenBank Accession No. AW 195104, which represents the nucleotide sequence of an EST which is a portion of the wild type human msrA gene (SEQ ID NO: 39). The SNP is presented as a C at position 129 of GenBank Accession No. AW 874187, which represents the nucleotide sequence of an EST which is a portion of an allele of the human msrA gene (SEQ ID NO: 40).

[0373] In a genomic sequence the SNP is represented as an A to G transversion. The primer utilized in the BioMass probe reaction had a mass of 5654.8 daltons. In the presence of the SNP the primer is extended by the incorporation of a ddC and has a mass of 5928. In the presence of the wildtype the primer is extended by adding a dT and a DDC to produce a mass of 6232.1 daltons.

[0374] The frequency of the SNP was measured in a population of age selected healthy individuals. Five hundred fifty-two (552) individuals between the ages of 18-39 years

(276 females, 276 males and 552 individuals between the age of 60-79 (184 females between the ages of 60-69, 368 males between the age of 60-79) were tested for the presence of the polymorphism localized in the nontranslated 3' region of h-msr-A.

[0375] Genotype difference between male age group among healthy individuals is significant. For the male population allele significance is $p=0.0009$ and genotype significance is $p=0.003$. The age-related allele and genotype frequency of this marker in both genders and the entire population is shown in **FIG. 21**. The decrease of the homozygous CC genotype in the older male population is highly significant.

[0376] The polymorphism is localized in the non-translated 3'-region of the gene encoding the human methionine sulfoxide reductase (h-msrA). The exact localization is 451 base pairs downstream the stop codon (TAA). It is likely that this SNP is in linkage disequilibrium (LD) with another polymorphism more upstream in the coding or promoter region; thus, it does not directly cause morbidity. The enzyme methionine sulfoxide reductase has been proposed to exhibit multiple biological functions. It can serve to repair oxidative protein damage but also play an important role in the regulation of proteins by activation or inactivation of their biological functions (Moskovitz et al. (1990) PNAS 95:14071-14075). It has also been shown that its activity is significantly reduced in brain tissues of Alzheimer patients (Gabbita et al., (1999) J. Neurochem 73:1660-1666). It is scientifically conceivable that proteins involved in the metabolism of reactive oxygen species are associated to disease.

[0377] Conclusion

[0378] The use of the healthy population provides for the identification of morbidity markers. The identification of proteins involved in the G-protein coupled signaling transduction pathway or in the detoxification of oxidative stress can be considered as convincing results. Further confirmation and validation of other potential polymorphisms already identified in silico in the gene encoding the human protein kinase A anchoring protein could even provide stronger association to morbidity and demonstrate that this gene product is a suitable pharmaceutical or diagnostic target.

EXAMPLE 4

[0379] MALDI-TOF Mass Spectrometry Analysis

[0380] All of the products of the enzyme assays listed below were analyzed by MALDI-TOF mass spectrometry. A diluted matrix solution (0.15 μ L) containing of 10:1 3-hydroxypicolinic acid:ammonium citrate in 1:1 water:acetonitrile diluted 2.5-fold with water was pipetted onto a SpectroChip (Sequenom, Inc.) and was allowed to crystallize. Then, 0.15 μ L of sample was added. A linear PerSeptive Voyager DE mass spectrometer or Bruker Biflex MALDI-TOF mass spectrometer, operating in positive ion mode, was used for the measurements. The sample plates were kept at 18.2 kV for 400 nm after each UV laser shot (approximate 250 laser shots total), and then the target voltage was raised to 20 kV. The original spectra were digitized at 500 MHz.

EXAMPLE 5

[0381] Sample Conditioning

[0382] Where indicated in the examples below, the products of the enzymatic digestions were purified with ZipTips (Millipore, Bedford, Mass.). The ZipTips were pre-wetted with 10 μ L 50% acetonitrile and equilibrated 4 times with 10 μ L 0.1 M TEAAc. The oligonucleotide fragments were bound to the C18 in the ZipTip material by continuous aspiration and dispensation of each sample into the ZipTip. Each digested oligonucleotide was conditioned by washing with 10 μ L 0.1 M TEAAc, followed by 4 washing steps with 10 μ L H₂O. DNA fragments were eluted from the ZipTip with 7 μ L 50% acetonitrile.

[0383] Any method for condition the samples can be employed. Methods for conditioning, which generally is used to increase peak resolution, are well known (see, e.g., International PCT application No. WO 98/20019).

EXAMPLE 6

[0384] DNA Glycosylase-Mediated Sequence Analysis

[0385] DNA Glycosylases modifies DNA at each position that a specific nucleobase resides in the DNA, thereby producing abasic sites. In a subsequent reaction with another enzyme, a chemical, or heat, the phosphate backbone at each abasic site can be cleaved.

[0386] The glycosylase utilized in the following procedures was uracil-DNA glycosylase (UDG). Uracil bases were incorporated into DNA fragments in each position that a thymine base would normally occupy by amplifying a DNA target sequence in the presence of uracil. Each uracil substituted DNA amplicon was incubated with UDG, which cleaved each uracil base in the amplicon, and was then subjected to conditions that effected backbone cleavage at each abasic site, which produced DNA fragments. DNA fragments were subjected to MALDI-TOF mass spectrometry analysis. Genetic variability in the target DNA was then assessed by analyzing mass spectra.

[0387] Glycosylases specific for nucleotide analogs or modified nucleotides, as described herein, can be substituted for UDG in the following procedures. The glycosylase methods described hereafter, in conjunction with phosphate backbone cleavage and MALDI, can be used to analyze DNA fragments for the purposes of SNP scanning, bacteria typing, methylation analysis, microsatellite analysis, genotyping, and nucleotide sequencing and re-sequencing.

[0388] A. Genotyping

[0389] A glycosylase procedure was used to genotype the DNA sequence encoding UCP-2 (Uncoupling Protein 2). The sequence for UCP-2 is deposited in GenBank under accession number AF096289. The sequence variation genotyped in the following procedure was a cytosine (C-allele) to thymine (T-allele) variation at nucleotide position 4790, which results in a alanine to valine mutation at position 55 in the UCP-2 polypeptide.

[0390] DNA was amplified using a PCR procedure with a 50 μ L reaction volume containing of 5 pmol biotinylated primer having the sequence 5'-TGCTTATCCCTGTAGC-TACCCTGTCTTGGCCTTGACAGATCCAA-3' (SEQ ID NO: 91), 15 pmol non-biotinylated primer having the sequence 5'-AGCGGATAACAATTTACACAGGCCAT-CACACCGCGGTACTG-3' (SEQ ID NO: 92), 200 μ M dATP, 200 μ M dCTP, 200 μ M dGTP, 600 μ M dUTP (to fully

replace dTTP), 1.5 mM to 3 mM MgCl₂, 1 U of HotStarTaq polymerase, and 25 ng of CEPH DNA. Amplification was effected with 45 cycles at an annealing temperature of 56° C.

[0391] The amplification product was then immobilized onto a solid support by incubating 50 μ L of the amplification reaction with 5 μ L of prewashed Dynabeads for 20 minutes at room temperature. The supernatant was removed, and the beads were incubated with 50 μ L of 0.1 M NaOH for 5 minutes at room temperature to denature the double-stranded PCR product in such a fashion that single-stranded DNA was linked to the beads. The beads were then neutralized by three washes with 50 μ L 10 mM TrisHCl (pH 8). The beads were resuspended in 10 μ L of a 60 mM TrisHCl/1 mM EDTA (pH 7.9) solution, and 1 U uracil DNA glycosylase was added to the solution for 45 minutes at 37° C. to remove uracil nucleotides present in the single-stranded DNA linked to the beads. The beads were then washed two times with 25 μ L of 10 mM TrisHCl (pH 8) and once with 10 μ L of water. The biotinylated strands were then eluted from the beads with 12 μ L of 2 M NH₄OH at 60° C. for 10 minutes. The backbone of the DNA was cleaved by incubating the samples for 10 min at 95° C. (with a closed lid), and ammonia was evaporated from the samples by incubating the samples for 11 min at 80° C.

[0392] The cleavage fragments were then analyzed by MALDI-TOF mass spectrometry as described in Example 4. The T-allele generated a unique fragment of 3254 Daltons. The C-allele generated a unique fragment of 4788 Daltons. These fragments were distinguishable in mass spectra. Thus, the above-identified procedure was successfully utilized to genotype individuals heterozygous for the C-allele and T-allele in UCP-2.

[0393] B. Glycosylase Analysis Utilizing Pooled DNA Samples

[0394] The glycosylase assay was conducted using pooled samples to detect genetic variability at the UCP-2 locus. DNA of known genotype was pooled from eleven individuals and was diluted to a fixed concentration of 5 ng/ μ L. The procedure provided in Example 3A was followed using 2 pmol of forward primer having a sequence of 5'-CCCAGT-CACGACGTTGTAAAACGTCTTGGCCTTG-CAGATCCAAG-3' (SEQ ID NO: 93) and 15 pmol of reverse primer having the sequence 5'-AGCGGATAACAATTTACACAGGCCATCACACCGCGGTACTG-3' (SEQ ID NO: 94). In addition, 5 pmol of biotinylated primer having the sequence 5'-bioCCCAGTCACGACGTTGTAAAACG 3' (SEQ ID NO: 97) can be introduced to the PCR reaction after about two cycles. The fragments were analyzed via MALDI-TOF mass spectroscopy (Example 4). As determined in Example 3A, the T-allele, which generated a unique fragment of 3254 Daltons, could be distinguished in mass spectra from the C-allele, which generated a unique fragment of 4788 Daltons. Allelic frequency in the pooled samples was quantified by integrating the area under each signal corresponding to an allelic fragment. Integration was accomplished by hand calculations using equations well known to those skilled in the art. In the pool of eleven samples, this procedure suggested that 40.9% of the individuals harbored the T allele and 59.09% of the individuals harbored the C allele.

[0395] C. Glycosylase-Mediated Microsatellite Analysis

[0396] A glycosylase procedure was utilized to identify microsatellites of the Bradykinin Receptor 2 (BKR-2)

sequence. The sequence for BKR-2 is deposited in GenBank under accession number X86173. BKR-2 includes a SNP in the promoter region, which is a C to T variation, as well as a SNP in a repeated unit, which is a G to T variation. The procedure provided in Example 3A was utilized to identify the SNP in the promoter region, the SNP in the microsatellite repeat region, and the number of repeated units in the microsatellite region of BKR-2. Specifically, a forward PCR primer having the sequence 5'-CTCCAGCTGGGCAG-GAGTGC-3' (SEQ ID NO: 95) and a reverse primer having the sequence 5'-CACTTCAGTCGCTCCCT-3' (SEQ ID NO: 96) were utilized to amplify BKR-2 DNA in the presence of uracil. The amplicon was fragmented by UDG followed by backbone cleavage. The cleavage fragments were analyzed by MALDI-TOF mass spectrometry as described in Example 4.

[0397] With regard to the SNP in the BKR-2 promoter region having a C to T variation, the C-allele generated a unique fragment having a mass of 7342.4 Daltons, and the T-allele generated a unique fragment having a mass of 7053.2 Daltons. These fragments were distinguishable in mass spectra. Thus, the above-identified procedure was successfully utilized to genotype individuals heterozygous for the C-allele and T-allele in the promoter region of BKR-2.

[0398] With regard to the SNP in the BKR-2 repeat region having a G to T variation, the T-allele generated a unique fragment having a mass of 1784 Daltons, which was readily detected in a mass spectrum. Hence, the presence of the T-allele was indicative of the G to T sequence variation in the repeat region of BKR-2.

[0399] In addition, the number of repeat regions was distinguished between individuals having two repeat sequences and individuals having three repeat sequences in BKR-2. The DNA of these individuals did not harbor the G to T sequence variation in the repeat sequence as each repeat sequence contained a G at the SNP locus. The number of repeat regions was determined in individual samples by calculating the area under a signal corresponding to a unique DNA fragment having a mass of 2771.6 Daltons. This signal in spectra generated from individuals having two repeat regions had an area that was thirty-three percent less than the area under the same signal in spectra generated from individuals having three repeat regions. Thus, the procedures discussed above can be utilized to genotype individuals for the number of repeat sequences present in BKR-2.

[0400] D. Bisulfite Treatment Coupled with Glycosylase Digestion

[0401] Bisulfite treatment of genomic DNA can be utilized to analyze positions of methylated cytosine residues within the DNA. Treating nucleic acids with bisulfite deaminates cytosine residues to uracil residues, while methylated cytosine remains unmodified. Thus, by comparing the sequence of a PCR product generated from genomic DNA that is not treated with bisulfite with the sequence of a PCR product generated from genomic DNA that is treated with bisulfite, the degree of methylation in a nucleic acid as well as the positions where cytosine is methylated can be deduced.

[0402] Genomic DNA (2 μ g) was digested by incubation with 1 μ L of a restriction enzyme at 37° C. for 2 hours. An

aliquot of 3 M NaOH was added to yield a final concentration of 0.3M NaOH in the digestion solution. The reaction was incubated at 37° C. for 15 minutes followed by treatment with 5.35M urea, 4.44M bisulfite, and 10 mM hydroquinone, where the final concentration of hydroquinone is 0.5 mM.

[0403] The sample that was treated with bisulfite (sample A) was compared to the same digestion sample that had not undergone bisulfite treatment (sample B). After sample A was treated with bisulfite as described above, sample A and sample B were amplified by a standard PCR procedure. The PCR procedure included the step of overlaying each sample with mineral oil and then subjecting the sample to thermocycling (20 cycles of 15 minutes at 55° C. followed by 30 seconds at 95° C.). The PCR reaction contained four nucleotide bases, C, A, G, and U. The mineral oil was removed from each sample, and the PCR products were purified with glassmilk. Sodium iodide (3 volumes) and glassmilk (5 μ L) were added to samples A and B. The samples were then placed on ice for 8 minutes, washed with 420 μ L cold buffer, centrifuged for 10 seconds, and the supernatant fractions were removed. This process was repeated twice and then 25 μ L of water was added. Samples were incubated for 5 minutes at 37° C., were centrifuged for 20 seconds, and the supernatant fraction was collected, and then this incubation/centrifugation/supernatant fraction collection procedure was repeated. 50 μ L 0.1 M NaOH was then added to the samples to denature the DNA. The samples were incubated at room temperature for 5 minutes, washed three times with 50 μ L of 10 mM TrisHCl (pH 8), and resuspended in 10 μ L 60 mM TrisHCl/1 mM EDTA, pH 7.9.

[0404] The sequence of PCR products from sample A and sample B were then treated with 2U of UDG (MBI Fermentas) and then subjected to backbone cleavage, as described herein. The resulting fragments from each of sample A and sample B were analyzed by MALDI-TOF mass spectroscopy as described in Example 4. Sample A gave rise to a greater number of fragments than the number of fragments arising from sample B, indicative that the nucleic acid harbored at least one methylated cytosine moiety.

EXAMPLE 7

[0405] Fen-Ligase-Mediated Haplotyping

[0406] Haplotyping procedures permit the selection of a fragment from one of an individual's two homologous chromosomes and to genotype linked SNPs on that fragment. The direct resolution of haplotypes can yield increased information content, improving the diagnosis of any linked disease genes or identifying linkages associated with those diseases. In previous studies, haplotypes were typically reconstructed indirectly through pedigree analysis (in cases where pedigrees were available) through laborious and unreliable allele-specific PCR or through single-molecule dilution methods well known in the art.

[0407] A haplotyping procedure was used to determine the presence of two SNPs, referred to as SNP1 and SNP2, located on one strand in a DNA sample. The haplotyping procedure used in this assay utilized Fen-1, a site-specific "flap" endonuclease that cleaves DNA "flaps" created by the overlap of two oligonucleotides hybridized to a target DNA strand. The two overlapping oligonucleotides in this example were short arm and long arm allele-specific adap-

tors. The target DNA was an amplified nucleic acid that had been denatured and contained SNP1 and SNP2.

[0408] The short arm adaptor included a unique sequence not found in the target DNA. The 3' distal nucleotide of the short arm adaptor was identical to one of the SNP1 alleles. Moreover, the long arm adaptor included two regions: a 3' region complementary to the short arm and a 5' gene-specific region complementary to the fragment of interest adjacent to the SNP. If there was a match between the adaptor and one of the homologues, the Fen enzyme recognized and cleaved the overlapping flap. The short arm of the adaptor was then ligated to the remainder of the target fragment (minus the SNP site). This ligated fragment was used as the forward primer for a second PCR reaction in which only the ligated homologue was amplified. The second PCR product (PCR2) was then analyzed by mass spectrometry. If there was no match between the adaptors and the target DNA, there was no overlap, no cleavage by Fen-1, and thus no PCR2 product of interest.

[0409] If there was more than one SNP in the sequence of interest, the second SNP (SNP2) was found by using an adaptor that was specific for SNP2 and hybridizing the adaptor to the PCR2 product containing the first SNP. The Fen-ligase and amplification procedures were repeated for the PCR2 product containing the first SNP. If the amplified product yielded a second SNP, then SNP1 and SNP2 were on the same fragment.

[0410] If the SNP is unknown, then four allele-specific adaptors (e.g. C, G, A, and T) can be used to hybridize with the target DNA. The substrates are then treated with the Fen-ligase protocol, including amplification. The PCR2 products can be analyzed by PROBE, as described herein, to determine which adaptors were hybridized to the DNA target and thus identify the SNPs in the sequence.

[0411] A Fen-ligase assay was used to detect two SNPs present in Factor VII. These SNPs are located 814 base pairs apart from each other. SNP1 was located at position 8401 (C to T), and SNP2 was located at 9215 (G to A).

[0412] A. First Amplification Step

[0413] A PCR product (PCR1) was generated for a known heterozygous individual at SNP1, a short distance from the 5' end of the SNP. Specifically, a 10 μ L PCR reaction was performed by mixing 1.5 mM MgCl₂, 200 μ M of each dNTP, 0.5 U HotStar polymerase, 0.1 μ M of a forward primer having the sequence 5'-GCG CTC CTG TCG GTG CCA (SEQ ID NO: 56), 0.1 μ M of a reverse primer having the sequence 5'-GCC TGA CTG GTG GGG CCC (SEQ ID NO: 57), and 1 ng of genomic DNA. The annealing temperature was 58° C., and the amplification process yielded fragments that were 861 bp in length.

[0414] The PCR1 reaction mixture was divided in half and was treated with an exonuclease 1/SAP mixture (0.22 μ L mixture/5 μ L PCR1 reaction) which contained 1.0 μ L SAP and 0.1 μ L exon1. The exonuclease treatment was done for 30 minutes at 37° C. and then 20 minutes at 85° C. to denature the DNA.

[0415] B. Adaptor Oligonucleotides

[0416] A solution of allele-specific adaptors (C and T), containing of one long and one short oligonucleotide per adaptor, was prepared. The long arm and short arm oligo-

nucleotides of each adaptor (10 μ M) were mixed in a 1:1 ratio and heated for 30 seconds at 95° C. The temperature was reduced in 2° C. increments to 37° C. for annealing. The C-adaptor had a short arm sequence of 5'-CAT GCA TGC ACG GTC (SEQ ID NO: 58) and a long arm sequence of 5'-CAG AGA GTA CCC CTC GAC CGT GCA TGC ATG (SEQ ID NO: 59). Hence, the long arm of the adaptor was 30 bp (15 bp gene-specific), and the short arm was 15 bp. The T-adaptor had a short arm sequence of 5'-CAT GCA TGC ACG GTT (SEQ ID NO: 60) and a long arm sequence of 5'-GTA CGT ACG TGC CAA CTC CCC ATG AGA GAC (SEQ ID NO: 61). The adaptor could also have a hairpin structure in which the short and long arm are separated by a loop containing of 3 to 10 nucleotides (SEQ ID NO: 118).

[0417] C. FEN-ligase Reaction

[0418] In two tubes (one tube for each allele-specific adaptor per sample) was placed a solution (Solution A) containing of 3.5 μ l 10 mM 16% PEG/50 mM MOPS, 1.2 μ l 25 mM MgCl₂, 1.5 μ l 10X Ampligase Buffer, and 2.5 μ l PCR1. Each tube containing Solution A was incubated at 95° C. for 5 minutes to denature the PCR1 product. A second solution (Solution B) containing of 1.65 μ l Ampligase (Thermostable ligase, Epicentre Technologies), 1.65 μ l 200 ng/ μ l MFEN (from *Methanococcus jannaschii*), and 3.0 μ l of an allele specific adaptor (C or T) was prepared. Thus, different variations of Solution B, each variation containing of different allele-specific adaptors, were made. Solution B was added to Solution A at 95° C. and incubated at 55° C. for 3 hours. The total reaction volume was 15.0 μ l per adaptor-specific reaction. For a bi-allelic system, 2 \times 15.0 μ l reactions were required.

[0419] The Fen-ligase reaction in each tube was then deactivated by adding 8.0 μ l 10 mM EDTA. Then, 1.0 μ l exoIII/Buffer (70%/30%) solution was added to each sample and incubated 30 minutes at 37° C., 20 minutes at 70° C. (to deactivate exoIII), and 5 minutes at 95° C. (to denature the sample and dissociate unused adaptor from template). The samples were cooled in an ice slurry and purified on Ultra-Clean PCR Clean-up (MoBio) spin columns which removed all fragments less than 100 base pairs in length. The fragments were eluted with 50 μ l H₂O.

[0420] D. Second Amplification Step

[0421] A second amplification reaction (PCR2) was conducted in each sample tube using the short arm adaptor (C or T) sequence as the forward primer (minus the SNP1 site). Only the ligated homologue was amplified. A standard PCR reaction was conducted with a total volume of 10.0 μ l containing of 1 \times Buffer (final concentration), 1.5 mM final concentration MgCl₂, 200 μ M final concentration dNTPs, 0.5 U HotStar polymerase, 0.1 μ M final concentration forward primer 5'-CAT GCA TGC ACG GT (SEQ ID NO: 62), 0.1 μ M final concentration reverse primer 5'-GCC TGA CTG GTG GGG CCC (SEQ ID NO: 63), and 1.0 μ l of the purified FEN-ligase reaction solution. The annealing temperature was 58° C. The PCR2 product was analyzed by MALDI TOF mass spectroscopy as described in Example 4. The mass spectrum of Fen SNP1 showed a mass of 6084.08 Daltons, representing the C allele.

[0422] E. Genotyping Additional SNPs

[0423] The second SNP (SNP2) can be found by using an adaptor that is specific for SNP2 and hybridizing that

adaptor to the PCR2 product containing the first SNP. The Fen-ligase and amplification procedures are repeated for the PCR2 product containing the first SNP. If the amplified product yields a second SNP, then SN1 and SN2 are on the same fragment. The mass spectrum of SNP2, representing the T allele, showed a mass of 6359.88 Daltons.

[0424] This assay also can be performed upon pooled DNA to yield haplotype frequencies as described herein. The Fen-ligase assay can be used to analyze multiplexes as described herein.

EXAMPLE 8

[0425] Nickase-Mediated Sequence Analysis

[0426] A DNA nickase, or DNase, was used to recognize and cleave one strand of a DNA duplex. NY2A nickase and NYS1 nickase (Megabase), which cleave DNA at the following sites:

[0427] NY2A: 5' . . . R AG . . . 3'

[0428] 340 . . . YITC . . . 5' where R=A or G and Y=C or T

[0429] NYS1: 5' . . . ICC[A/G/T] . . . 3'

[0430] 3' . . . GG[T/C/A] . . . 5'

[0431] were used.

[0432] A. Nickase Digestion

[0433] Tris-HCl (10 mM), KCl (10 mM, pH 8.3), magnesium acetate (25 mM), BSA (1 mg/mL), and 6 U of Cvi NY2A or Cvi NYS1 Nickase (Megabase Research) were added to 25 pmol of double-stranded oligonucleotide template having a sequence of 5'-CGC AGG GTT TCC TCG TCG CAC TGG GCA TGT G-3' (SEQ ID NO: 90, Operon, Alameda, Calif.) synthesized using standard phosphoramidite chemistry. With a total volume of 20 μ L, the reaction mixture was incubated at 37° C. for 5 hours, and the digestion products were purified using ZipTips (Millipore, Bedford, Mass.) as described in Example 5. The samples were analyzed by MALDI-TOF mass spectroscopy as described in Example 1. The nickase Cvi NY2A yielded three fragments with masses 4049.76 Daltons, 5473.14 Daltons, and 9540.71 Daltons. The Cvi NYS1 nickase yielded fragments with masses 2063.18 Daltons, 3056.48 Daltons, 6492.81 Daltons, and 7450.14 Daltons.

[0434] B. Nickase Digestion of Pooled Samples

[0435] DQA (HLA ClassII-DQ Alpha, expected fragment size=225 bp) was amplified from the genomic DNA of 100 healthy individuals. DQA was amplified using standard PCR chemistry in a reaction having a total volume of 50 μ L containing of 10 mM Tris-HCl, 10 mM KCl (pH 8.3), 2.5 mM MgCl₂, 200 μ M of each dNTP, 10 pmol of a forward primer having the sequence 5'-GTG CTG CAG GTG TAA ACT TGT ACC AG-3' (SEQ ID NO: 64), 10 pmol of a reverse primer having the sequence 5'-CAC GGATCC GGT AGC AGC GGT AGA GTT G-3' (SEQ ID NO: 65), 1 U DNA polymerase (Stoffel fragment, Perkin Elmer), and 200 ng human genomic DNA (2 ng DNA/individual). The template was denatured at 94° C. for 5 minutes. Thermal cycling was continued with a touch-down program that included 45 cycles of 20 seconds at 94° C., 30 seconds at 56° C., 1

minute at 72° C., and a final extension of 3 minutes at 72° C. The crude PCR product was used in the subsequent nickase reaction.

[0436] The unpurified PCR product was subjected to nickase digestion. Tris-HCl (10 mM), KCl (10 mM, pH 8.3), magnesium acetate (25 mM), BSA (1 mg/mL), and 5 U of Cvi NY2A or Cvi NYS1 Nickase (Megabase Research) were added to 25 pmol of the amplified template with a total reaction volume of 20 μ L. The mixture was then incubated at 37° C. for 5 hours. The digestion products were purified with either ZipTips (Millipore, Bedford, Mass.) as described in Example 5. The samples were analyzed by MALDI-TOF mass spectroscopy as described in Example 4. This assay also can be used to do multiplexing and standardless genotyping as described herein.

[0437] To simplify the nickase mass spectrum, the two complementary strands can be separated after digestion by using a single-stranded undigested PCR product as a capture probe. This probe (preparation shown below in Example 8C) can be hybridized to the nickase fragments in hybridization buffer containing 200 mM sodium citrate and 1% blocking reagent (Boehringer Mannheim). The reaction is heated to 95° C. for 5 minutes and cooled to room temperature over 30 minutes by using a thermal cycler (PTC-200 DNA engine, MJ Research, Waltham, Mass.). The capture probe-nickase fragment is immobilized on 140 μ g of streptavidin-coated magnetic beads. The beads are subsequently washed three times with 70 mM ammonium citrate. The captured single-stranded nickase fragments are eluted by heating to 80° C. for 5 minutes in 5 μ L of 50 mM ammonium hydroxide.

[0438] C. Preparation of Capture Probe

[0439] The capture probe is prepared by amplifying the human β -globin gene (3' end of intron 1 to 5' end of exon 2) via PCR methods in a total volume of 50 μ L containing of GeneAmp 1XPCR Buffer II, 10 mM Tris-HCl, pH 8.3, 50 mM KCl, 2 mM MgCl₂, 0.2 mM dNTP mix, 10 pmol of each primer (forward primer 5'-ACTGGGCATGTGGAGACAG-3'(SEQ ID NO: 66) and biotinylated reverse primer bio5'-GCACTTCTTGCCATGAG-3'(SEQ ID: 67), 2 U of AmpliTaq Gold, and 200 ng of human genomic DNA. The template is denatured at 94° C. for 8 minutes. Thermal cycling is continued with a touch-down program that included 11 cycles of 20 seconds at 94° C., 30 seconds at 64° C., 1 minute at 72° C.; and a final extension of 5 minutes at 72° C. The amplicon is purified using UltraClean™ PCR clean-up kit (MO Bio Laboratories, Solano Beach, Calif.).

EXAMPLE 9

[0440] Multiplex Type IIS SNP Assay

[0441] A Type IIS assay was used to identify human gene sequences with known SNPs. The Type IIS enzyme used in

this assay was Fok I which effected double-stranded cleavage of the target DNA. The assay involved the steps of amplification and Fok I treatment of the amplicon. In the amplification step, the primers were designed so that each PCR product of a designated gene target was less than 100 bases such that a Fok I recognition sequence was incorporated at the 5' and 3' end of the amplicon. Therefore, the fragments that were cleaved by Fok I included a center fragment containing the SNP of interest.

[0442] Ten human gene targets with known SNPs were analyzed by this assay. Sequences of the ten gene targets, as well as the primers used to amplify the target regions, are found in Table 5. The ten targets were lipoprotein lipase, prothrombin, factor V, cholesterol ester transfer protein (CETP), factor VII, factor XIII, HLA-H exon 2, HLA-H exon 4, methylenetetrahydrofolate reductase (MTHR), and P53 exon 4 codon 72.

[0443] Amplification of the ten human gene sequences were carried out in a single 50 μ L volume PCR reaction with 20 ng of human genomic DNA template in 5 PCR reaction tubes. Each reaction vial contained 1XPCR buffer (Qiagen), 200 μ M dNTPs, 1 U Hotstar Taq polymerase (Qiagen), 4 mM MgCl₂, and 10 pmol of each primer. US8, having sequence of 5'TCAGTCACGACGTT3'(SEQ ID NO: 68), and US9, having sequence of 5'CGGATAACAATTTC3'(SEQ ID NO: 69), were used for the forward and reverse primers respectively. Moreover, the primers were designed such that a Fok I recognition site was incorporated at the 5' and 3' ends of the amplicon. Thermal cycling was performed in 0.2 mL tubes or a 96 well plate using a MJ Research Thermal Cycler (calculated temperature) with the following cycling parameters: 94° C. for 5 minutes; 45 cycles: 94° C. for 20 seconds, 56° C. for 20 seconds, 72° C. for 60 seconds; and 72° C. for 3 minutes.

[0444] Following PCR, the sample was treated with 0.2 U Exonuclease I (Amersham Pharmacia) and S Alkaline Phosphatase (Amersham Pharmacia) to remove the unincorporated primers and dNTPs. Typically, 0.2 U of exonuclease I and SAP were added to 5 μ L of the PCR sample. The sample was then incubated at 37° C. for 15 minutes. Exonuclease I and SAP were then inactivated by heating the sample up to 85° C. for 15 minutes. Fok I digestion was performed by adding 2 U of Fok I (New England Biolab) to the 5 μ L PCR sample and incubating at 37° C. for 30 minutes. Since the Fok I restriction sites are located on both sides of the amplicon, the 5' and 3' cutoff fragments have higher masses than the center fragment containing the SNP. The sample was then purified by anion exchange and analyzed by MALDI-TOF mass spectrometry as described in Example 4. The masses of the gene fragments from this multiplexing experiment are listed in Table 6. These gene fragments were resolved in mass spectra thereby allowing multiplex analysis of sequence variability in these genes.

TABLE 5

Genes for Multiplex Type IIS Assay				
Gene	Sequence	Seq. ID No	Primers	Seq. ID No.
Lipoprotein Lipase (Asn291Ser)	cctttgagaa agggctctgc ttgagttgta gaaagaaccg ctgcaacaat ctgggctatg agatca[a g]ta aagtcagagcc aaaagaagca gcaaaatgta	98–99	5' caatttcacgctggatgcaatct gggctatgagatc 3'	70
			5' caatttcacacagcggatgctct tttgctctgact 3'	71
Prothrombin	26731 gaattatttt tgtgttcta aaactatggt tcccaataaa agtgactctc 26781 agcf[a]agcctc aatgctccca gtgctattca tgggcagctc tctgggctca	100–101	5' tcagtcacgacgttggatgccaa taaaagtgactctcagc 3'	72
			5' cggataacaatttcggatgcact gggagcattgaggc 3'	73
Factor V (Arg506Gln)	taataggact acttctaac tgtaagagca gatccctgga cagc[a]agga atacaggat tttgctctg aagtaacct tcag	102–103	5' tcagtcacgacgttggatgagca gatccctggacaggc 3'	74
			5' cggataacaatttcggatggaca aaatacctgtattcc 3'	75
Cholesterol ester transfer protein (CETP) (I405V)	1261 ctccattgg gcatttgatt gcagagcage tcgagtc[a]tccagactt 1311 cctgcagtca atgatcaccg ctgtgggcat ccctgaggtc atgtctcgt	104–105	5' tcagtcacgacgttggatgcaga gcagctccgagtc 3'	76
			5' cagcgtgatcatggatgcagg aagctctgg 3'	77
Factor VII (R353Q)	1221 agcaaggact cctgcaaggg ggacagtgga ggcccacatg ccacccacta 1271 cc[a]gggcagc tggtagctga cgggcatcgt cagctggggc cagggctgcg	106–107	5' tcagtcacgacgttggatgcccc catgccaccactac 3'	78
			5' cggataacaatttcggatgcccc tcaggtagccagc 3'	79
Factor XIII (V34L)	111 caataactct aatgcagcgg aagatgacct gcccacagtg gagcttcagg 161 gc[a]tgggtgcc ccggggcgtc aacctgcaag gtatgagcat accccccttc	108–109	5' tcagtcacgacgttggatgcccc cagtggagcttcag 3'	80
			5' gctcataccttcagagatgacg 3'	81
HLA-H exon 2 (His63Asp)	361 ttgaagctttgggtactcgt gatgaccagc tgtctgttt ctatgat[a]t 411 gagagtcgcc gtgtgagcc ccgaactcca tgggtttcca gtagnaatttc	110–111	5' tcagtcacgacgttggatgacca gctgttctgttc 3'	82
			5' tacatggagttcgggatgcaca cggcgactctc 3'	83
HLA-H exon 4 (Cys282Tyr)	1021 ggataacctt ggctgtacct cctggggaag agcagagata tacgt[a]ccag 1071 gtggagcacc cagccttga tcagcccctc attgtgatct gggagcccctc	112–113	5' tcagtcacgacgttggatgggga agagcagagatatacgt 3'	84
			5' gaggggctgatccagatgggt gctccac 3'	85
Methylentetrahydrofolate-reductase (MTHR) (Ala222Val)	761 tgaagcactt gaagga gaag gtgtctcggg gag[a]tgcattt catcatcagc 811 cagctttct ttgagctga cacattcttc	114–115	5' tcagtcacgacgttggatgggga agagcagagatatacgt 3'	86
			5' gaggggctgatccagatgggt gctccac 3'	87
P53 Exon4 Codon 72 (Arg72Pro)	12101 tccagatgaa gctcccagaa tgcagagagc tgcctccc[a]c gtggcccctg 12151 caccagcagc tcttacacgg gcggcccctg	116–117	5' gatgaagctcccagagatccag aggc 3'	88
			5' gccgccgtgttaggatgctgctg gtgc 3'	89

[0445]

TABLE 6

The mass of Center Fragments for Ten Different SNP Typing by IIS Assay												
Gene	LPL(^{Asn291Ser})		Prothrombin		FV(^{Arg506Gln})		CETP(^{L405V})		FVII(^{R353Q})		FXIII(^{V34})	
Genotype	A	G	G	A	G	A	G	A	G	A	G	T
+ strand mass (Da)	6213	6229	5845	5829	5677	5661	3388	3372	6128	6112	5058	5033
- strand mass (Da)	6129	6114	5949	5964	5472	5487	3437	3452	6174	6189	4916	4940

Gene	Hlah2		Hlah4		MTHR(^{Ala222Val})		P53exon4(^{Arg72Pro})	
Genotype	C	G	G	A	C	T	G	C
+ strand mass (Da)	5889	5929	4392	4376	4400	4415	4586	4546
- strand mass (Da)	5836	5796	4319	4334	4368	4352	4724	4764

EXAMPLE 10

[0446] Exemplary use of Parental Medical History Parameter for Stratification of Healthy Database

[0447] A healthy database can be used to associate a disease state with a specific allele (SNP) that has been found to show a strong association between age and the allele, in particular the homozygous genotype. The method involves using the same healthy database used to identify the age dependent association, however stratification is by information given by the donors about common disorders from which their parents suffered (the donor's familial history of disease). There are three possible answers a donor could give about the health status of their parents: neither were affected, one was affected or both were affected. Only donors above a certain minimum age, depending on the disease, are utilized, as the donors parents must be old enough to to have exhibited clinical disease phenotypes. The genotype frequency in each of these groups is determined and compared with each other. If there is an association of the marker in the donor to a disease the frequency of the heterozygous genotype will be increased. The frequency of the homozygous genotype should not increase, as it should be significantly underrepresented in the healthy population.

EXAMPLE 11

[0448] Method and Device for Identifying a Biological Sample Description

[0449] A method and device for identifying a biological sample is provided. Referring now to FIG. 24, an apparatus 10 for identifying a biological sample is disclosed. The apparatus 10 for identifying a biological sample generally comprises a mass spectrometer 15 communicating with a computing device 20. In an embodiment, the mass spectrometer can be a MALDI-TOF mass spectrometer manufactured by Bruker-Franzen Analytik GmbH; however, it will be appreciated that other mass spectrometers can be substituted. The computing device 20 is typically a general

purpose computing device. It will be appreciated that the computing device could be alternatively configured, for example, it can be integrated with the mass spectrometer or could be part of a computer in a larger network system.

[0450] The apparatus 10 for identifying a biological sample can operate as an automated identification system having a robot 25 with a robotic arm 27 configured to deliver a sample plate 29 into a receiving area 31 of the mass spectrometer 15. In such a manner, the sample to be identified can be placed on the plate 29 and automatically received into the mass spectrometer 15. The biological sample is then processed in the mass spectrometer to generate data indicative of the mass of DNA fragments in the biological sample. This data can be sent directly to computing device 20, or can have some preprocessing or filtering performed within the mass spectrometer. In an embodiment, the mass spectrometer 15 transmits unprocessed and unfiltered mass spectrometry data to the computing device 20. It will be appreciated that the analysis in the computing device can be adjusted to accommodate preprocessing or filtering performed within the mass spectrometer.

[0451] Referring now to FIG. 25, a general method 35 for identifying a biological sample is shown. In method 35, data are received into a computing device from a test instrument in block 40. Generally the data are received in a raw, unprocessed and unfiltered form, but alternatively can have some form of filtering or processing applied. The test instrument of an exemplary embodiment is a mass spectrometer as described above. It will be appreciated that other test instruments could be substituted for the mass spectrometer.

[0452] The data generated by the test instrument, and in particular the mass spectrometer, includes information indicative of the identification of the biological sample. More specifically, the data are indicative of the DNA composition of the biological sample. Typically, mass spectrometry data gathered from DNA samples obtained from DNA amplification techniques are noisier than, for example, those

from typical protein samples. This is due in part because protein samples are more readily prepared in more abundance, and protein samples are more easily ionizable as compared to DNA samples. Accordingly, conventional mass spectrometer data analysis techniques are generally ineffective for DNA analysis of a biological sample. To improve the analysis capability so that DNA composition data can be more readily discerned, an embodiment uses wavelet technology for analyzing the DNA mass spectrometry data. Wavelets are an analytical tool for signal processing, numerical analysis, and mathematical modeling. Wavelet technology provides a basic expansion function which is applied to a data set. Using wavelet decomposition, the data set can be simultaneously analyzed in the time and frequency domains. Wavelet transformation is the technique of choice in the analysis of data that exhibit complicated time (mass) and frequency domain information, such as MALDI-TOF DNA data. Wavelet transforms as described herein have superior denoising properties as compared to conventional Fourier analysis techniques. Wavelet transformation has proven to be particularly effective in interpreting the inherently noisy MALDI-TOF spectra of DNA samples. In using wavelets, a "small wave" or "scaling function" is used to transform a data set into stages, with each stage representing a frequency component in the data set. Using wavelet transformation, mass spectrometry data can be processed, filtered, and analyzed with sufficient discrimination to be useful for identification of the DNA composition for a biological sample.

[0453] Referring again to **FIG. 25**, the data received in block 40 is denoised in block 45. The denoised data then has a baseline correction applied in block 50. A baseline correction is generally necessary as data coming from the test instrument, in particular a mass spectrometer instrument, has data arranged in a generally exponentially decaying manner. This generally exponential decaying arrangement is not due to the composition of the biological sample, but is a result of the physical properties and characteristics of the test instrument, and other chemicals involved in DNA sample preparation. Accordingly, baseline correction substantially corrects the data to remove a component of the data attributable to the test system, and sample preparation characteristics.

[0454] After denoising in block 45 and the baseline correction in block 50, a signal remains which is generally indicative of the composition of the biological sample. Due to the extraordinary discrimination required for analyzing the DNA composition of the biological sample, the composition is not readily apparent from the denoised and corrected signal. For example, although the signal can include peak areas, it is not yet clear whether these "putative" peaks actually represent a DNA composition, or whether the putative peaks are the result of a systemic or chemical aberration. Further, any call of the composition of the biological sample would have a probability of error which would be unacceptable for clinical or therapeutic purposes. In such critical situations, there needs to be a high degree of certainty that any call or identification of the sample is accurate. Therefore, additional data processing and interpretation is necessary before the sample can be accurately and confidently identified.

[0455] Since the quantity of data resulting from each mass spectrometry test is typically thousands of data points, and

an automated system can be set to perform hundreds or even thousands of tests per hour, the quantity of mass spectrometry data generated is enormous. To facilitate efficient transmission and storage of the mass spectrometry data, block 55 shows that the denoised and baseline corrected data are compressed.

[0456] In one embodiment, the biological sample is selected and processed to have only a limited range of possible compositions. Accordingly, it is therefore known where peaks indicating composition should be located, if present. Taking advantage of knowing the location of these expected peaks, in block 60 the method 35 matches putative peaks in the processed signal to the location of the expected peaks. In such a manner, the probability of each putative peak in the data being an actual peak indicative of the composition of the biological sample can be determined. Once the probability of each peak is determined in block 60, then in block 65 the method 35 statistically determines the composition of the biological sample, and determines if confidence is high enough to calling a genotype.

[0457] Referring again to block 40, data are received from the test instrument, which can be a mass spectrometer. In a specific illustration, **FIG. 26** shows an example of data from a mass spectrometer. The mass spectrometer data 70 generally comprises data points distributed along an x-axis 71 and a y-axis 72. The x-axis 71 represents the mass of particles detected, while the y-axis 72 represents a numerical concentration of the particles. As can be seen in **FIG. 26**, the mass spectrometry data 70 is generally exponentially decaying with data at the left end of the x-axis 73 generally decaying in an exponential manner toward data at the heavier end 74 of the x-axis 71. The general exponential presentation of the data is not indicative of the composition of the biological sample, but is more reflective of systematic error and characteristics. Further, as described above and illustrated in **FIG. 26**, considerable noise exists in the mass spectrometry DNA data 70.

[0458] Referring again to block 45, where the raw data received in block 40 is denoised, the denoising process will be described in more detail. As illustrated in **FIG. 25**, the denoising process generally entails 1) performing a wavelet transformation on the raw data to decompose the raw data into wavelet stage coefficients; 2) generating a noise profile from the highest stage of wavelet coefficients; and 3) applying a scaled noise profile to other stages in the wavelet transformation. Each step of the denoising process is further described below.

[0459] Referring now to **FIG. 27**, the wavelet transformation of the raw mass spectrometry data is generally diagrammed. Using wavelet transformation techniques, the mass spectrometry data 70 is sequentially transformed into stages. In each stage, the data are represented in a high stage and a low stage, with the low stage acting as the input to the next sequential stage. For example, the mass spectrometry data 70 is transformed into stage 0 high data 82 and stage 0 low data 83. The stage 0 low data 83 is then used as an input to the next level transformation to generate stage 1 high data 84 and stage 1 low data 85. In a similar manner, the stage 1 low data 85 is used as an input to be transformed into stage 2 high data 86 and stage 2 low data 87. The transformation is continued until no more useful information can be derived by further wavelet transformation. For example, in the one

embodiment a 24-point wavelet is used. More particularly a wavelet commonly referred to as the Daubechies 24 is used to decompose the raw data. It will be appreciated that other wavelets can be used for the wavelet transformation. Since each stage in a wavelet transformation has one-half the data points of the previous stage, the wavelet transformation can be continued until the stage n low data 89 has around 50 points. Accordingly, the stage n high 88 would contain about 100 data points. Since the exemplary wavelet is 24 points long, little data or information can be derived by continuing the wavelet transformation on a data set of around 50 points.

[0460] FIG. 28 shows an example of stage 0 high data 95. Since stage 0 high data 95 is generally indicative of the highest frequencies in the mass spectrometry data, stage 0 high data 95 will closely relate to the quantity of high frequency noise in the mass spectrometry data. In FIG. 29, an exponential fitting formula has been applied to the stage 0 high data 95 to generate a stage 0 noise profile 97. In particular, the exponential fitting formula is in the format $A_0 + A_1 \text{ EXP } (-A_2 \cdot m)$. It will be appreciated that other exponential fitting formulae or other types of curve fits can be used.

[0461] Referring now to FIG. 30, noise profiles for the other high stages are determined. Since the later data points in each stage will likely be representative of the level of noise in each stage, only the later data points in each stage are used to generate a standard deviation figure that is representative of the noise content in that particular stage. More particularly, in generating the noise profile for each remaining stage, only the last five percent of the data points in each stage are analyzed to determine a standard deviation number. It will be appreciated that other numbers of points, or alternative methods could be used to generate such a standard deviation figure.

[0462] The standard deviation number for each stage is used with the stage 0 noise profile (the exponential curve) 97 to generate a scaled noise profile for each stage. For example, FIG. 30 shows that stage 1 high data 98 has stage 1 high data 103 with the last five percent of the data points represented by area 99. The points in area 99 are evaluated to determine a standard deviation number indicative of the noise content in stage 1 high data 103. The standard deviation number is then used with the stage 0 noise profile 97 to generate a stage 1 noise profile.

[0463] In a similar manner, stage 2 high 100 has stage 2 high data 104 with the last five percent of points represented by area 101. The data points in area 101 are then used to calculate a standard deviation number which is then used to scale the stage 0 noise profile 97 to generate a noise profile for stage 2 data. This same process is continued for each of the stage high data as shown by the stage n high 105. For stage n high 105, stage n high data 108 has the last five percent of data points indicated in area 106. The data points in area 106 are used to determine a standard deviation number for stage n . The stage n standard deviation number is then used with the stage 0 noise profile 97 to generate a noise profile for stage n . Accordingly, each of the high data stages has a noise profile.

[0464] FIG. 31 shows how the noise profile is applied to the data in each stage. Generally, the noise profile is used to generate a threshold which is applied to the data in each stage. Since the noise profile is already scaled to adjust for

the noise content of each stage, calculating a threshold permits further adjustment to tune the quantity of noise removed. Wavelet coefficients below the threshold are ignored while those above the threshold are retained. Accordingly, the remaining data have a substantial portion of the noise content removed.

[0465] Due to the characteristics of wavelet transformation, the lower stages, such as stage 0 and 1, will have more noise content than the later stages such as stage 2 or stage n . Indeed, stage n low data are likely to have little noise at all. Therefore, in an embodiment, the noise profiles are applied more aggressively in the lower stages and less aggressively in the later stages. For example, FIG. 31 shows that stage 0 high threshold is determined by multiplying the stage 0 noise profile by a factor of four. In such a manner, significant numbers of data points in stage 0 high data 95 will be below the threshold and therefore eliminated. Stage 1 high threshold 112 is set at two times the noise profile for the stage 1 high data, and stage 2 high threshold 114 is set equal to the noise profile for stage 2 high. Following this geometric progression, stage n high threshold 116 is therefore determined by scaling the noise profile for each respective stage n high by a factor equal to $(\frac{1}{2})^{n-2}$. It will be appreciated that other factors can be applied to scale the noise profile for each stage. For example, the noise profile can be scaled more or less aggressively to accommodate specific systemic characteristics or sample compositions. As indicated above, stage n low data does not have a noise profile applied as stage n low data 118 is assumed to have little or no noise content. After the scaled noise profiles have been applied to each high data stage, the mass spectrometry data 70 has been denoised and is ready for further processing. A wavelet transformation of the denoised signal results in the sparse data set 120 as shown in FIG. 31.

[0466] Referring again to FIG. 25, the mass spectrometry data received in block 40 has been denoised in block 45 and is now passed to block 50 for baseline correction. Before performing baseline correction, the artifacts introduced by the wavelet transformation procedure can be removed. Wavelet transformation results vary slightly depending upon which point of the wavelet is used as a starting point. For example, an exemplary embodiment uses the 24-point Daubechies-24 wavelet. By starting the transformation at the 0 point of the wavelet, a slightly different result will be obtained than if starting at points 1 or 2 of the wavelet. Therefore, the denoised data are transformed using every available possible starting point, with the results averaged to determine a final denoised and shifted signal. For example, FIG. 33 shows that the wavelet coefficient is applied 24 different times and then the results averaged to generate the final data set. It will be appreciated that other techniques can be used to accommodate the slight error introduced due to wavelet shifting.

[0467] The formula 125 is generally indicated in FIG. 33. Once the signal has been denoised and shifted, a denoised and shifted signal 130 is generated as shown in FIG. 58. FIG. 34 shows an example of the wavelet coefficient 135 data set from the denoised and shifted signal 130.

[0468] FIG. 36 shows that putative peak areas 145, 147, and 149 are located in the denoised and shifted signal 150. The putative peak areas are systematically identified by taking a moving average along the signal 150 and identify-

ing sections of the signal 150 which exceed a threshold related to the moving average. It will be appreciated that other methods can be used to identify putative peak areas in the signal 150.

[0469] Putative peak areas 145, 147 and 149 are removed from the signal 150 to create a peak-free signal 155 as shown in FIG. 37. The peak-free signal 155 is further analyzed to identify remaining minimum values 157, and the remaining minimum values 157 are connected to generate the peak-free signal 155.

[0470] FIG. 38 shows a process of using the peak-free signal 155 to generate a baseline 170 as shown in FIG. 39. As shown in block 162, a wavelet transformation is performed on the peak-free signal 155. All the stages from the wavelet transformation are eliminated in block 164 except for the n low stage. The n low stage will generally indicate the lowest frequency component of the peak-free signal 155 and therefore will generally indicate the system exponential characteristics. Block 166 shows that a signal is reconstructed from the n low coefficients and the baseline signal 170 is generated in block 168.

[0471] FIG. 39 shows a denoised and shifted data signal 172 positioned adjacent a correction baseline 170. The baseline correction 170 is subtracted from the denoised and shifted signal 172 to generate a signal 175 having a baseline correction applied as shown in FIG. 40. Although such a denoised, shifted, and corrected signal is sufficient for most identification purposes, the putative peaks in signal 175 are not identifiable with sufficient accuracy or confidence to call the DNA composition of a biological sample.

[0472] Referring again to FIG. 25, the data from the baseline correction 50 is now compressed in block 55; the compression technique used in an exemplary embodiment is detailed in FIG. 41. In FIG. 41 the data in the baseline corrected data are presented in an array format 182 with x -axis points 183 having an associated data value 184. The x -axis is indexed by the non-zero wavelet coefficients, and the associated value is the value of the wavelet coefficient. In the illustrated data example in table 182, the maximum value 184 is indicated to be 1000. Although a particularly advantageous compression technique for mass spectrometry data is shown, it will be appreciated that other compression techniques can be used. The data also can be stored without compression.

[0473] In compressing the data according to one embodiment, an intermediate format 186 is generated. The intermediate format 186 generally comprises a real number having a whole number portion 188 and a decimal portion 190. The whole number portion is the x -axis point 183 while the decimal portion is the value data 184 divided by the maximum data value. For example, in the data 182 a data value "25" is indicated at x -axis point "100". The intermediate value for this data point would be "100.025".

[0474] From the intermediate compressed data 186 the final compressed data 195 is generated. The first point of the intermediate data file becomes the starting point for the compressed data. Thereafter each data point in the compressed data 195 is calculated as follows: the whole number portion (left of the decimal) is replaced by the difference between the current and the last whole number. The remainder (right of the decimal) remains intact. For example, the

starting point of the compressed data 195 is shown to be the same as the intermediate data point which is "100.025". The comparison between the first intermediate data point "100.025" and the second intermediate data point "150.220" is "50.220". Therefore, "50.220" becomes the second point of the compressed data 195. In a similar manner, the second intermediate point is "150.220" and the third intermediate data point is "500.0001". Therefore, the third compressed data becomes "350.000". The calculation for determining compressed data points is continued until the entire array of data points is converted to a single array of real numbers.

[0475] FIG. 42 generally describes the method of compressing mass spectrometry data, showing that the data file in block 201 is presented as an array of coefficients in block 202. The data starting point and maximum is determined as shown in block 203, and the intermediate real numbers are calculated in block 204 as described above. With the intermediate data points generated, the compressed data are generated in block 205. The described compression method is highly advantageous and efficient for compressing data sets such as a processed data set from a mass spectrometry instrument. The method is particularly useful for data, such as mass spectrometry data, that uses large numbers and has been processed to have occasional lengthy gaps in x -axis data. Accordingly, an x - y data array for processed mass spectrometry data can be stored with an effective compression rate of 10x or more. Although the compression technique is applied to mass spectrometry data, it will be appreciated that the method can also advantageously be applied to other data sets.

[0476] Referring again to FIG. 25, peak heights are now determined in block 60. The first step in determining peak height is illustrated in FIG. 43 where the signal 210 is shifted left or right to correspond with the position of expected peaks. As the set of possible compositions in the biological sample is known before the mass spectrometry data are generated, the possible positioning of expected peaks is already known. These possible peaks are referred to as expected peaks, such as expected peaks 212, 214, and 216. Due to calibration or other errors in the test instrument data, the entire signal can be shifted left or right from its actual position, therefore, putative peaks located in the signal, such as putative peaks 218, 222, and 224 can be compared to the expected peaks 212, 214, and 216, respectively. The entire signal is then shifted such that the putative peaks align more closely with the expected peaks.

[0477] Once the putative peaks have been shifted to match expected peaks, the strongest putative peak is identified in FIG. 44. In one embodiment, the strongest peak is calculated as a combination of analyzing the overall peak height and area beneath the peak. For example, a moderately high but wide peak would be stronger than a very high peak that is extremely narrow. With the strongest putative peak identified, such as putative peak 225, a Gaussian 228 curve is fit to the peak 225. Once the Gaussian is fit, the width (W) of the Gaussian is determined and will be used as the peak width for future calculations.

[0478] As generally addressed above, the denoised, shifted, and baseline-corrected signal is not sufficiently processed for confidently calling the DNA composition of the biological sample. For example, although the baseline has generally been removed, there are still residual baseline

effects present. These residual baseline effects are therefore removed to increase the accuracy and confidence in making identifications.

[0479] To remove the residual baseline effects, FIG. 45 shows that the putative peaks 218, 222, and 224 are removed from the baseline corrected signal. The peaks are removed by identifying a center line 230, 232, and 234 of the putative peaks 218, 222, and 224, respectively and removing an area to the left and to the right of the identified center line. For each putative peak, an area equal to twice the width (W) of the Gaussian is removed from the left of the center line, while an area equivalent to 50 daltons is removed from the right of the center line. It has been found that the area representing 50 daltons is adequate to sufficiently remove the effect of salt adducts which can be associated with an actual peak. Such adducts appear to the right of an actual peak and are a natural effect from the chemistry involved in acquiring a mass spectrum. Although a 50 Dalton buffer has been selected, it will be appreciated that other ranges or methods can be used to reduce or eliminate adduct effects.

[0480] The peaks are removed and remaining minima 247 located as shown in FIG. 46 with the minima 247 connected to create signal 245. A quartic polynomial is applied to signal 245 to generate a residual baseline 250 as shown in FIG. 47. The residual baseline 250 is subtracted from the signal 225 to generate the final signal 255 as indicated in FIG. 48. Although the residual baseline is the result of a quartic fit to signal 245, it will be appreciated that other techniques can be used to smooth or fit the residual baseline.

[0481] To determine peak height, as shown in FIG. 49, a Gaussian such as Gaussian 266, 268, and 270 is fit to each of the peaks, such as peaks 260, 262, and 264, respectively. Accordingly, the height of the Gaussian is determined as height 272, 274, and 276. Once the height of each Gaussian peak is determined, then the method of identifying a biological compound 35 can move into the genotyping phase 65 as shown in FIG. 25.

[0482] An indication of the confidence that each putative peak is an actual peak can be discerned by calculating a signal-to-noise ratio for each putative peak. Accordingly, putative peaks with a strong signal-to-noise ratio are generally more likely to be an actual peak than a putative peak with a lower signal-to-noise ratio. As described above and shown in FIG. 50, the height of each peak, such as height 272, 274, and 276, is determined for each peak, with the height being an indicator of signal strength for each peak. The noise profile, such as noise profile 97, is extrapolated into noise profile 280 across the identified peaks. At the center line of each of the peaks, a noise value is determined, such as noise value 282, 283, and 284. With a signal values and a noise values generated, signal-to-noise ratios can be calculated for each peak. For example, the signal-to-noise ratio for the first peak in FIG. 50 would be calculated as signal value 272 divided by noise value 282, and in a similar manner the signal-to-noise ratio of the middle peak in FIG. 50 would be determined as signal 274 divided by noise value 283.

[0483] Although the signal-to-noise ratio is generally a useful indicator of the presence of an actual peak, further processing has been found to increase the confidence by which a sample can be identified. For example, the signal-to-noise ratio for each peak in the exemplary embodiment

can be adjusted by the goodness of fit between a Gaussian and each putative peak. It is a characteristic of a mass spectrometer that sample material is detected in a manner that generally complies with a normal distribution. Accordingly, greater confidence will be associated with a putative signal having a Gaussian shape than a signal that has a less normal distribution. The error resulting from having a non-Gaussian shape can be referred to as a "residual error".

[0484] Referring to FIG. 51, a residual error is calculated by taking a root mean square calculation between the Gaussian 293 and the putative peak 290 in the data signal. The calculation is performed on data within one width on either side of a center line of the Gaussian. The residual error is calculated as:

$$\sqrt{[(G-R)^2/N]},$$

[0485] where G is the Gaussian signal value, R is the putative peak value, and N is the number of points from -W to +W. The calculated residual error is used to generate an adjusted signal-to-noise ratio, as described below.

[0486] An adjusted signal noise ratio is calculated for each putative peak using the formula $(S/N) * \text{EXP}^{(-1/R)}$, where S/N is the signal-to-noise ratio, and R is the residual error determined above. Although the exemplary embodiment calculates an adjusted signal-to-noise ratio using a residual error for each peak, it will be appreciated that other techniques can be used to account for the goodness of fit between the Gaussian and the actual signal.

[0487] Referring now to FIG. 52, a probability is determined that a putative peak is an actual peak. In making the determination of peak probability, a probability profile 300 is generated where the adjusted signal-to-noise ratio is the x-axis and the probability is the y-axis. Probability is necessarily in the range between a 0% probability and a 100% probability, which is indicated as 1. Generally, the higher the adjusted signal-to-noise ratio, the greater the confidence that a putative peak is an actual peak.

[0488] At some target value for the adjusted signal-to-noise, it has been found that the probability is 100% that the putative peak is an actual peak and can confidently be used to identify the DNA composition of a biological sample. The target value of adjusted signal-to-noise ratio where the probability is assumed to be 100% is a variable parameter which is to be set according to application specific criteria. For example, the target signal-to-noise ratio will be adjusted depending upon trial experience, sample characteristics, and the acceptable error tolerance in the overall system. More specifically, for situations requiring a conservative approach where error cannot be tolerated, the target adjusted signal-to-noise ratio can be set to, for example, 10 and higher. Accordingly, 100% probability will not be assigned to a peak unless the adjusted signal-to-noise ratio is 10 or over.

[0489] In other situations, a more aggressive approach can be taken as sample data is more pronounced or the risk of error can be reduced. In such a situation, the system can be set to assume a 100% probability with a 5 or greater target signal-to-noise ratio. Of course, an intermediate signal-to-noise ratio target figure can be selected, such as 7, when a moderate risk of error can be assumed. Once the target adjusted signal-to-noise ratio is set for the method, then for

any adjusted signal-to-noise ratio a probability can be determined that a putative peak is an actual peak.

[0490] Due to the chemistry involved in performing an identification test, especially a mass spectrometry test of a sample prepared by DNA amplifications, the allelic ratio between the signal strength of the highest peak and the signal strength of the second (or third and so on) highest peak should fall within an expected ratio. If the allelic ratio falls outside of normal guidelines, the exemplary embodiment imposes an allelic ratio penalty to the probability. For example, FIG. 53 shows an allelic penalty 315 which has an x-axis 317 that is the ratio between the signal strength of the second highest peak divided by signal strength of the highest peak. The yaxis 319 assigns a penalty between 0 and 1 depending on the determined allelic ratio. In the exemplary embodiment, it is assumed that allelic ratios over 30% are within the expected range and therefore no penalty is applied. Between a ratio of 10% and 30%, the penalty is linearly increased until at allelic ratios below 10% it is assumed the second-highest peak is not real. For allelic ratios between 10% and 30%, the allelic penalty chart 315 is used to determine a penalty 319, which is multiplied by the peak probability determined in FIG. 52 to determine a final peak probability. Although the exemplary embodiment incorporates an allelic ratio penalty to account for a possible chemistry error, it will be appreciated that other techniques can be used. Similar treatment will be applied to the other peaks.

[0491] With the peak probability of each peak determined, the statistical probability for various composition components can be determined, as an example, in order to determine the probability of each of three possible combinations of two peaks,—peak G, peak C and combinations GG, CC and GC. FIG. 54 shows an example where a most probable peak 325 is determined to have a final peak probability of 90%. Peak 325 is positioned such that it represents a G component in the biological sample. Accordingly, it can be maintained that there is a 90% probability that G exists in the biological sample. Also in the example shown in FIG. 54, the second highest probability is peak 330 which has a peak probability of 20%. Peak 330 is at a position associated with a C composition. Accordingly, it can be maintained that there is a 20% probability that C exists in the biological sample.

[0492] With the probability of G existing (90%) and the probability of C existing (20%) as a starting point, the probability of combinations of G and C existing can be calculated. For example, FIG. 54 indicates that the probability of GG existing 329 is calculated as 72%. This is calculated as the probability of GG is equal to the probability of G existing (90%) multiplied by the probability of C not existing (100% – 20%). So if the probability of G existing is 90% and the probability of C not existing is 80%, the probability of GG is 72%.

[0493] In a similar manner, the probability of CC existing is equivalent to the probability of C existing (20%) multiplied by the probability of G not existing (100% – 90%). As shown in FIG. 54, the probability of C existing is 20% while the probability of G not existing is 10%, so therefore the probability of CC is only 2%. Finally, the probability of GC existing is equal to the probability of G existing (90%) multiplied by the probability of C existing (20%). So if the

probability of G existing is 90% and the probability of C existing is 20%, the probability of GC existing is 18%. In summary form, then, the probability of the composition of the biological sample is:

probability of GG:	72%;
probability of GC:	18%; and
probability of CC:	2%.

[0494] Once the probabilities of each of the possible combinations has been determined, FIG. 55 is used to decide whether or not sufficient confidence exists to call the genotype. FIG. 55 shows a call chart 335 which has an x-axis 337 which is the ratio of the highest combination probability to the second highest combination probability. The yaxis 339 simply indicates whether the ratio is sufficiently high to justify calling the genotype. The value of the ratio can be indicated by M 340. The value of M is set depending upon trial data, sample composition, and the ability to accept error. For example, the value M can be set relatively high, such as to a value 4 so that the highest probability must be at least four times greater than the second highest probability before confidence is established to call a genotype. If a certain level of error can be acceptable, the value of M can be set to a more aggressive value, such as to 3, so that the ratio between the highest and second highest probabilities needs to be only a ratio of 3 or higher. Of course, moderate value can be selected for M when a moderate risk can be accepted. Using the example of FIG. 54, where the probability of GG was 72% and the probability of GC was 18%, the ratio between 72% and 18% is 4.0, therefore, whether M is set to 3, 3.5, or 4, the system would call the genotype as GG. Although the exemplary embodiment uses a ratio between the two highest peak probabilities to determine if a genotype confidently can be called, it will be appreciated that other methods can be substituted. It will also be appreciated that the above techniques can be used for calculating probabilities and choosing genotypes (or more general DNA patterns) containing of combinations of more than two peaks.

[0495] Referring now to FIG. 56, a flow chart is shown generally defining the process of statistically calling genotype described above. In FIG. 56 block 402 shows that the height of each peak is determined and that in block 404 a noise profile is extrapolated for each peak. The signal is determined from the height of each peak in block 406 and the noise for each peak is determined using the noise profile in block 408. In block 410, the signal-to-noise ratio is calculated for each peak. To account for a non-Gaussian peak shape, a residual error is determined in block 412 and an adjusted signal-to-noise ratio is calculated in block 414. Block 416 shows that a probability profile is developed, with the probability of each peak existing found in block 418. An allelic penalty can be applied in block 420, with the allelic penalty applied to the adjusted peak probability in block 422. The probability of each combination of components is calculated in block 424 with the ratio between the two highest probabilities being determined in block 426. If the ratio of probabilities exceeds a threshold value then the genotype is called in block 428.

[0496] In another embodiment, the computing device 20 (FIG. 24) supports “standardless” genotyping by identifying

data peaks that contain putative SNPs. Standardless genotyping is used, for example, where insufficient information is known about the samples to determine a distribution of expected peak locations, against which an allelic penalty as described above can be reliably calculated. This permits the computing device to be used for identification of peaks that contain putative SNPs from data generated by any assay that fragments a targeted DNA molecule. For such standardless genotyping, peaks that are associated with an area under the data curve that deviates significantly from the typical area of other peaks in the data spectrum are identified and their corresponding mass (location along the x-axis) is determined.

[0497] More particularly, peaks that deviate significantly from the average area of other peaks in the data are identified, and the expected allelic ratio between data peaks is defined in terms of the ratio of the area under the data peaks. Theoretically, where each genetic loci has the same molar concentration of analyte, the area under each corresponding peak should be the same, thus producing a 1.0 ratio of the peak area between any two peaks. In accordance with the methods provided herein, peaks having a smaller ratio relative to the other peaks in the data will not be recognized as peaks. More particularly, peaks having an area ratio smaller than 30% relative to a nominal value for peak area will be assigned an allelic penalty. The mass of the remaining peaks (their location along the x-axis of the data) will be determined based on oligonucleotide standards.

[0498] FIG. 57 shows a flow diagram representation of the processing by the computing device 20 (FIG. 24) when performing standardless genotyping. In the first operation, represented by the flow diagram box numbered 502, the computing device receives data from the mass spectrometer. Next, the height of each putative peak in the data sample is determined, as indicated by the block 504. After the height of each peak in the mass spectrometer data is determined, a de-noise process 505 is performed, beginning with an extrapolation of the noise profile (block 506), followed by finding the noise of each peak (block 508) and calculating the signal to noise ratio for each data sample (block 510). Each of these operations can be performed in accordance with the description above for denoise operations 45 of FIG. 25. Other suitable denoise operations will occur to those skilled in the art.

[0499] The next operation is to find the residual error associated with each data point. This is represented by the block 512 in FIG. 57. The next step, block 514, involves calculating an adjusted signal to noise ratio for each identified peak. A probability profile is developed next (block 516), followed by a determination of the peak probabilities at block 518. In an exemplary embodiment, the denoise operations of FIG. 57, comprising block 502 to block 518, comprise the corresponding operations described above in conjunction with FIG. 56 for block 402 through block 418, respectively.

[0500] The next action for the standardless genotype processing is to determine an allelic penalty for each peak, indicated by the block 524. As noted above, the standardless genotype processing of FIG. 57 determines an allelic penalty by comparing area under the peaks. Therefore, rather than compare signal strength ratios to determine an allelic penalty, such as described above for FIG. 53, the standard-

less processing determines the area under each of the identified peaks and compares the ratio of those areas. Determining the area under each peak can be computed using conventional numerical analysis techniques for calculating the area under a curve for experimental data.

[0501] Thus, the allelic penalty is assigned in accordance with FIG. 58, which shows that no penalty is assigned to peaks having a peak area relative to an expected average area value that is greater than 0.30 (30%). The allelic penalty is applied to the peak probability value, which can be determined according to the process such as described in FIG. 52. It should be apparent from FIG. 58 that the allelic penalty imposed for peaks below a ratio of 30% is that such peaks will be removed from further measurement and processing. Other penalty schemes, however, can be imposed in accordance with knowledge about the data being processed, as determined by those skilled in the art.

[0502] After the allelic penalty has been determined and applied, the standardless genotype processing compares the location of the remaining putative peaks to oligonucleotide standards to determine corresponding masses in the processing for block 524. For standardless genotype data, the processing of the block 524 is performed to determine mass and genotype, rather than performing the operations corresponding to block 424, 426, and 428 of FIG. 33. Techniques for performing such comparisons and determining mass will be known to those skilled in the art.

[0503] In another embodiment, the computing device 20 (FIG. 24) permits the detection and determination of the mass (location along the x-axis of the data) of the sense and antisense strand of fragments generated in the assay. If desired, the computing device can also detect and determine the quantity (area under each peak) of the respective sense and antisense strands, using a similar technique to that described above for standardless genotype processing. The data generated for each type of strand can then be combined to achieve a data redundancy and to thereby increase the confidence level of the determined genotype. This technique obviates primer peaks that are often observed in data from other diagnostic methods, thereby permitting a higher level of multiplexing. In addition, when quantitation is used in pooling experiments, the ratio of the measured peak areas is more reliably calculated than the peak identifying technique, due to data redundancy.

[0504] FIG. 23 is a flow diagram that illustrates the processing implemented by the computing device 20 to perform sense and antisense processing. In the first operation, represented by the flow diagram box numbered 602, the computing device receives data from the mass spectrometer. This data will include data for the sense strand and antisense strand of assay fragments. Next, the height of each putative peak in the data sample is determined, as indicated by the block 604. After the height of each peak in the mass spectrometer data is determined, a de-noise process 605 is performed, beginning with an operation that extrapolates the noise profile (block 606), followed by finding the noise of each peak (block 608) and calculating the signal to noise ratio for each data sample (block 610). Each of these operations can be performed in accordance with the description above for the denoise operations 45 of FIG. 25. Other suitable denoise operations will occur to those skilled in the

art. The next operation is to find the residual error associated with each data point. This is represented by the block 612 in FIG. 36.

[0505] After the residual error for the data of the sense strand and antisense strand has been performed, processing to identify the genotypes will be performed for the sense strand and also for the antisense strand. Therefore, FIG. 23 shows that processing includes sense strand processing (block 630) and antisense strand processing (block 640). Each block 630, 640 includes processing that corresponds to adjusting the signal to noise ratio, developing a probability profile, determining an allelic penalty, adjusting the peak probability by the allelic penalty, calculating genotype probabilities, and testing genotype probability ratios, such as described above in conjunction with blocks 414 through 426 of FIG. 56. The processing of each block 630, 640 can, if desired, include standardless processing operations such as described above in conjunction with FIG. 57. The standard-

less processing can be included in place of or in addition to the processing operations of FIG. 56.

[0506] After the genotype probability processing is completed, the data from the sense strand and antisense strand processing is combined and compared to expected database values to obtain the benefits of data redundancy as between the sense strand and antisense strand. Those skilled in the art will understand techniques to take advantage of known data redundancies between a sense strand and antisense strand of assay fragments. This processing is represented by the block 650. After the data from the two strands is combined for processing, the genotype processing is performed (block 660) and the genotype is identified.

[0507] Since modifications will be apparent to those of skill in this art, it is intended that this invention be limited only by the scope of the appended claims.

SEQUENCE LISTING	
<160> NUMBER OF SEQ ID NOS: 118	
<210> SEQ ID NO 1	
<211> LENGTH: 361	
<212> TYPE: DNA	
<213> ORGANISM: Homo Sapien	
<400> SEQUENCE: 1	
ctgaggacct ggtcctctga ctgctctttt caccatcta cagtcccct tgcgtccca	60
agcaatggat gatttgatgc tgtcccggga cgatattgaa caatggttca ctgaagacct	120
aggtccagat gaagctccca gaatgccaga ggctgctccc cgcgtggccc ctgcaccagc	180
agctcctaca ccggcggccc ctgcaccagc cccctcctgg cccctgtcat cttctgtccc	240
ttccagaaa acctaccagg gcagctacgg ttccgtctg ggcttcttgc attctgggac	300
agccaagtct gtgacttgca cggtcagttg ccctgagggg ctggcttcca tgagacttca	360
a	361
<210> SEQ ID NO 2	
<211> LENGTH: 44	
<212> TYPE: DNA	
<213> ORGANISM: Artificial Sequence	
<220> FEATURE:	
<223> OTHER INFORMATION: Oligonucleotide Primer	
<400> SEQUENCE: 2	
cccagtcacg acgttgtaaa acgctgagga cctggtcctc tgac	44
<210> SEQ ID NO 3	
<211> LENGTH: 42	
<212> TYPE: DNA	
<213> ORGANISM: Artificial Sequence	
<220> FEATURE:	
<223> OTHER INFORMATION: Oligonucleotide Primer	
<400> SEQUENCE: 3	
agcggataac aatttcacac aggttgaagt ctcatggaag cc	42
<210> SEQ ID NO 4	

-continued

<211> LENGTH: 17
<212> TYPE: DNA
<213> ORGANISM: Artificial Sequence
<220> FEATURE:
<223> OTHER INFORMATION: Probe

<400> SEQUENCE: 4

gccagaggct gctcccc

17

<210> SEQ ID NO 5
<211> LENGTH: 17
<212> TYPE: DNA
<213> ORGANISM: Artificial Sequence
<220> FEATURE:
<223> OTHER INFORMATION: Probe

<400> SEQUENCE: 5

gccagaggct gctcccc

17

<210> SEQ ID NO 6
<211> LENGTH: 19
<212> TYPE: DNA
<213> ORGANISM: Artificial Sequence
<220> FEATURE:
<223> OTHER INFORMATION: Probe

<400> SEQUENCE: 6

gccagaggct gctccccgc

19

<210> SEQ ID NO 7
<211> LENGTH: 18
<212> TYPE: DNA
<213> ORGANISM: Artificial Sequence
<220> FEATURE:
<223> OTHER INFORMATION: Probe

<400> SEQUENCE: 7

gccagaggct gctcccc

18

<210> SEQ ID NO 8
<211> LENGTH: 161
<212> TYPE: DNA
<213> ORGANISM: Homo Sapien

<400> SEQUENCE: 8

gtccgtcaga acccatgcgg cagcaaggcc tgccgccgcc tcttcggccc agtggacagc

60

gagcagctga gccgcgactg tgatgcgcta atggcgggct gcatccagga ggcccgtgag

120

cgatggaact tcgactttgt caccgagaca ccaactggagg g

161

<210> SEQ ID NO 9
<211> LENGTH: 43
<212> TYPE: DNA
<213> ORGANISM: Artificial Sequence
<220> FEATURE:
<223> OTHER INFORMATION: Oligonucleotide Primer

<400> SEQUENCE: 9

cccagtcacg acgttgtaaa acggtccgctc agaaccatg cg

43

<210> SEQ ID NO 10
<211> LENGTH: 44
<212> TYPE: DNA

-continued

<213> ORGANISM: Artificial Sequence
<220> FEATURE:
<223> OTHER INFORMATION: Oligonucleotide Primer

<400> SEQUENCE: 10
agcggataac aatttcacac aggtccagc ggtgtctcgg tgac 44

<210> SEQ ID NO 11
<211> LENGTH: 15
<212> TYPE: DNA
<213> ORGANISM: Artificial Sequence
<220> FEATURE:
<223> OTHER INFORMATION: Oligonucleotide Primer

<400> SEQUENCE: 11
cagcgagcag ctgag 15

<210> SEQ ID NO 12
<211> LENGTH: 15
<212> TYPE: DNA
<213> ORGANISM: Artificial Sequence
<220> FEATURE:
<223> OTHER INFORMATION: Probe

<400> SEQUENCE: 12
cagcgagcag ctgag 15

<210> SEQ ID NO 13
<211> LENGTH: 16
<212> TYPE: DNA
<213> ORGANISM: Artificial Sequence
<220> FEATURE:
<223> OTHER INFORMATION: Probe

<400> SEQUENCE: 13
cagcgagcag ctgagc 16

<210> SEQ ID NO 14
<211> LENGTH: 17
<212> TYPE: DNA
<213> ORGANISM: Artificial Sequence
<220> FEATURE:
<223> OTHER INFORMATION: Probe

<400> SEQUENCE: 14
cagcgagcag ctgagac 17

<210> SEQ ID NO 15
<211> LENGTH: 205
<212> TYPE: DNA
<213> ORGANISM: Homo Sapien

<400> SEQUENCE: 15
gcgctccatt catctcttca tcgactctct gttgaatgaa gaaaatccaa gtaaggccta 60
cagggtgcagt tccaaggaag cctttgagaa agggctctgc ttgagttgta gaaagaaccg 120
ctgcaacaat ctgggctatg agatcaataa agtcagagcc aaaagaagca gcaaaatgta 180
cctgaagact cgttctcaga tgccc 205

<210> SEQ ID NO 16
<211> LENGTH: 42
<212> TYPE: DNA

-continued

<213> ORGANISM: Artificial Sequence
<220> FEATURE:
<223> OTHER INFORMATION: Oligonucleotide Primers

<400> SEQUENCE: 16
cccagtcacg acgttgtaaa acggcgctcc attcatctct tc 42

<210> SEQ ID NO 17
<211> LENGTH: 42
<212> TYPE: DNA
<213> ORGANISM: Artificial Sequence
<220> FEATURE:
<223> OTHER INFORMATION: Oligonucleotide Primer

<400> SEQUENCE: 17
agcggataac aatttcacac agggggcatc tgagaacgag tc 42

<210> SEQ ID NO 18
<211> LENGTH: 20
<212> TYPE: DNA
<213> ORGANISM: Artificial Sequence
<220> FEATURE:
<223> OTHER INFORMATION: Oligonucleotide Primer

<400> SEQUENCE: 18
caatctgggc tatgagatca 20

<210> SEQ ID NO 19
<211> LENGTH: 20
<212> TYPE: DNA
<213> ORGANISM: Artificial Sequence
<220> FEATURE:
<223> OTHER INFORMATION: Probe

<400> SEQUENCE: 19
caatctgggc tatgagatca 20

<210> SEQ ID NO 20
<211> LENGTH: 21
<212> TYPE: DNA
<213> ORGANISM: Artificial Sequence
<220> FEATURE:
<223> OTHER INFORMATION: Probe

<400> SEQUENCE: 20
caatctgggc tatgagatca a 21

<210> SEQ ID NO 21
<211> LENGTH: 22
<212> TYPE: DNA
<213> ORGANISM: Artificial Sequence
<220> FEATURE:
<223> OTHER INFORMATION: Probe

<400> SEQUENCE: 21
caatctgggc tatgagatca gt 22

<210> SEQ ID NO 22
<211> LENGTH: 60
<212> TYPE: DNA
<213> ORGANISM: Homo Sapien
<220> FEATURE:
<223> OTHER INFORMATION: Probe

-continued

<400> SEQUENCE: 22

gtgccggcta ctcggatggc agcaaggact cctgcaaggg ggacagtga ggcccacatg 60

<210> SEQ ID NO 23

<211> LENGTH: 60

<212> TYPE: DNA

<213> ORGANISM: Homo sapien

<400> SEQUENCE: 23

ccacccacta cgggggcacg tggtagctga cgggcatcgt cagctggggc cagggtgcg 60

<210> SEQ ID NO 24

<211> LENGTH: 42

<212> TYPE: DNA

<213> ORGANISM: Artificial Sequence

<220> FEATURE:

<223> OTHER INFORMATION: Oligonucleotide primer

<400> SEQUENCE: 24

cccagtcacg acgttgtaaa acgatggcag caaggactcc tg 42

<210> SEQ ID NO 25

<211> LENGTH: 18

<212> TYPE: DNA

<213> ORGANISM: Artificial Sequence

<220> FEATURE:

<223> OTHER INFORMATION: Oligonucleotide primer

<400> SEQUENCE: 25

cacatgccac ccactacc 18

<210> SEQ ID NO 26

<211> LENGTH: 43

<212> TYPE: DNA

<213> ORGANISM: Artificial Sequence

<220> FEATURE:

<223> OTHER INFORMATION: Oligonucleotide primer

<400> SEQUENCE: 26

agcggataac aatttcacac aggtgacgat gcccgtcagg tac 43

<210> SEQ ID NO 27

<211> LENGTH: 15

<212> TYPE: DNA

<213> ORGANISM: Artificial Sequence

<220> FEATURE:

<223> OTHER INFORMATION: Probe

<400> SEQUENCE: 27

atgccaccca ctacc 15

<210> SEQ ID NO 28

<211> LENGTH: 19

<212> TYPE: DNA

<213> ORGANISM: Artificial Sequence

<220> FEATURE:

<223> OTHER INFORMATION: Probe

<400> SEQUENCE: 28

cacatgccac ccactaccg 19

<210> SEQ ID NO 29

-continued

```

<211> LENGTH: 20
<212> TYPE: DNA
<213> ORGANISM: Artificial Sequence
<220> FEATURE:
<223> OTHER INFORMATION: Probe

<400> SEQUENCE: 29

cacatgccac ccactaccag                                     20

<210> SEQ ID NO 30
<211> LENGTH: 23
<212> TYPE: DNA
<213> ORGANISM: Artificial Sequence
<220> FEATURE:
<223> OTHER INFORMATION: Probe

<400> SEQUENCE: 30

agcggataac aatttcacac agg                                     23

<210> SEQ ID NO 31
<211> LENGTH: 2363
<212> TYPE: DNA
<213> ORGANISM: Homo Sapien
<220> FEATURE:
<221> NAME/KEY: CDS
<222> LOCATION: (138)...(2126)
<223> OTHER INFORMATION: AKAP-10
<300> PUBLICATION INFORMATION:
<308> DATABASE ACCESSION NUMBER: GenBank AF037439
<309> DATABASE ENTRY DATE: 1997-12-21

<400> SEQUENCE: 31

gcggcttggtt gataaatatgg cggctggagc tgccctgggca tcccgaggag gcggtggggc      60
ccactcccgg aagaagggtc ccttttcgcg ctagtgcagc ggcccctctg gacccggaag      120
tccgggcccgg ttgctga atg agg gga gcc ggg ccc tcc ccg cgc cag tcc      170
          Met Arg Gly Ala Gly Pro Ser Pro Arg Gln Ser
          1             5             10

ccc cgc acc ctg cgt ccc gac ccg ggc ccc gcc atg tcc ttc ttc cgg      218
Pro Arg Thr Leu Arg Pro Asp Pro Gly Pro Ala Met Ser Phe Phe Arg
          15             20             25

cgg aaa gtg aaa ggc aaa gaa caa gag aag acc tca gat gtg aag tcc      266
Arg Lys Val Lys Gly Lys Glu Gln Glu Lys Thr Ser Asp Val Lys Ser
          30             35             40

att aaa gct tca ata tcc gta cat tcc cca caa aaa agc act aaa aat      314
Ile Lys Ala Ser Ile Ser Val His Ser Pro Gln Lys Ser Thr Lys Asn
          45             50             55

cat gcc ttg ctg gag gct gca gga cca agt cat gtt gca atc aat gcc      362
His Ala Leu Leu Glu Ala Ala Gly Pro Ser His Val Ala Ile Asn Ala
          60             65             70             75

att tct gcc aac atg gac tcc ttt tca agt agc agg aca gcc aca ctt      410
Ile Ser Ala Asn Met Asp Ser Phe Ser Ser Ser Arg Thr Ala Thr Leu
          80             85             90

aag aag cag cca agc cac atg gag gct gct cat ttt ggt gac ctg ggc      458
Lys Lys Gln Pro Ser His Met Glu Ala Ala His Phe Gly Asp Leu Gly
          95             100            105

aga tct tgt ctg gac tac cag act caa gag acc aaa tca agc ctt tct      506
Arg Ser Cys Leu Asp Tyr Gln Thr Gln Glu Thr Lys Ser Ser Leu Ser
          110            115            120

aag acc ctt gaa caa gtc ttg cac gac act att gtc ctc cct tac ttc      554
Lys Thr Leu Glu Gln Val Leu His Asp Thr Ile Val Leu Pro Tyr Phe
          125            130            135

```

-continued

att caa ttc atg gaa ctt cgg cga atg gag cat ttg gtg aaa ttt tgg Ile Gln Phe Met Glu Leu Arg Arg Met Glu His Leu Val Lys Phe Trp 140 145 150 155	602
tta gag gct gaa agt ttt cat tca aca act tgg tcg cga ata aga gca Leu Glu Ala Glu Ser Phe His Ser Thr Thr Trp Ser Arg Ile Arg Ala 160 165 170	650
cac agt cta aac aca atg aag cag agc tca ctg gct gag cct gtc tct His Ser Leu Asn Thr Met Lys Gln Ser Ser Leu Ala Glu Pro Val Ser 175 180 185	698
cca tct aaa aag cat gaa act aca gcg tct ttt tta act gat tct ctt Pro Ser Lys Lys His Glu Thr Thr Ala Ser Phe Leu Thr Asp Ser Leu 190 195 200	746
gat aag aga ttg gag gat tct ggc tca gca cag ttg ttt atg act cat Asp Lys Arg Leu Glu Asp Ser Gly Ser Ala Gln Leu Phe Met Thr His 205 210 215	794
tca gaa gga att gac ctg aat aat aga act aac agc act cag aat cac Ser Glu Gly Ile Asp Leu Asn Asn Arg Thr Asn Ser Thr Gln Asn His 220 225 230 235	842
ttg ctg ctt tcc cag gaa tgt gac agt gcc cat tct ctc cgt ctt gaa Leu Leu Leu Ser Gln Glu Cys Asp Ser Ala His Ser Leu Arg Leu Glu 240 245 250	890
atg gcc aga gca gga act cac caa gtt tcc atg gaa acc caa gaa tct Met Ala Arg Ala Gly Thr His Gln Val Ser Met Glu Thr Gln Glu Ser 255 260 265	938
tcc tct aca ctt aca gta gcc agt aga aat agt ccc gct tct cca cta Ser Ser Thr Leu Thr Val Ala Ser Arg Asn Ser Pro Ala Ser Pro Leu 270 275 280	986
aaa gaa ttg tca gga aaa cta atg aaa agt ata gaa caa gat gca gtg Lys Glu Leu Ser Gly Lys Leu Met Lys Ser Ile Glu Gln Asp Ala Val 285 290 295	1034
aat act ttt acc aaa tat ata tct cca gat gct gct aaa cca ata cca Asn Thr Phe Thr Lys Tyr Ile Ser Pro Asp Ala Ala Lys Pro Ile Pro 300 305 310 315	1082
att aca gaa gca atg aga aat gac atc ata gca agg att tgt gga gaa Ile Thr Glu Ala Met Arg Asn Asp Ile Ile Ala Arg Ile Cys Gly Glu 320 325 330	1130
gat gga cag gtg gat ccc aac tgt ttc gtt ttg gca cag tcc ata gtc Asp Gly Gln Val Asp Pro Asn Cys Phe Val Leu Ala Gln Ser Ile Val 335 340 345	1178
ttt agt gca atg gag caa gag cac ttt agt gag ttt ctg cga agt cac Phe Ser Ala Met Glu Gln Glu His Phe Ser Glu Phe Leu Arg Ser His 350 355 360	1226
cat ttc tgt aaa tac cag att gaa gtg ctg acc agt gga act gtt tac His Phe Cys Lys Tyr Gln Ile Glu Val Leu Thr Ser Gly Thr Val Tyr 365 370 375	1274
ctg gct gac att ctc ttc tgt gag tca gcc ctc ttt tat ttc tct gag Leu Ala Asp Ile Leu Phe Cys Glu Ser Ala Leu Phe Tyr Phe Ser Glu 380 385 390 395	1322
tac atg gaa aaa gag gat gca gtg aat atc tta caa ttc tgg ttg gca Tyr Met Glu Lys Glu Asp Ala Val Asn Ile Leu Gln Phe Trp Leu Ala 400 405 410	1370
gca gat aac ttc cag tct cag ctt gct gcc aaa aag ggg caa tat gat Ala Asp Asn Phe Gln Ser Gln Leu Ala Ala Lys Lys Gly Gln Tyr Asp 415 420 425	1418
gga cag gag gca cag aat gat gcc atg att tta tat gac aag tac ttc Gly Gln Glu Ala Gln Asn Asp Ala Met Ile Leu Tyr Asp Lys Tyr Phe 430 435 440	1466

-continued

tcc ctc caa gcc aca cat cct ctt gga ttt gat gat gtt gta cga tta	1514
Ser Leu Gln Ala Thr His Pro Leu Gly Phe Asp Asp Val Val Arg Leu	
445 450 455	
gaa att gaa tcc aat atc tgc agg gaa ggt ggg cca ctc ccc aac tgt	1562
Glu Ile Glu Ser Asn Ile Cys Arg Glu Gly Gly Pro Leu Pro Asn Cys	
460 465 470 475	
ttc aca act cca tta cgt cag gcc tgg aca acc atg gag aag gtc ttt	1610
Phe Thr Thr Pro Leu Arg Gln Ala Trp Thr Thr Met Glu Lys Val Phe	
480 485 490	
ttg cct ggc ttt ctg tcc agc aat ctt tat tat aaa tat ttg aat gat	1658
Leu Pro Gly Phe Leu Ser Ser Asn Leu Tyr Tyr Lys Tyr Leu Asn Asp	
495 500 505	
ctc atc cat tcg gtt cga gga gat gaa ttt ctg ggc ggg aac gtg tcg	1706
Leu Ile His Ser Val Arg Gly Asp Glu Phe Leu Gly Gly Asn Val Ser	
510 515 520	
ccg act gct cct ggc tct gtt ggc cct cct gat gag tct cac cca ggg	1754
Pro Thr Ala Pro Gly Ser Val Gly Pro Pro Asp Glu Ser His Pro Gly	
525 530 535	
agt tct gac agc tct gcg tct cag tcc agt gtg aaa aaa gcc agt att	1802
Ser Ser Asp Ser Ser Ala Ser Gln Ser Ser Val Lys Lys Ala Ser Ile	
540 545 550 555	
aaa ata ctg aaa aat ttt gat gaa gcg ata att gtg gat gcg gca agt	1850
Lys Ile Leu Lys Asn Phe Asp Glu Ala Ile Ile Val Asp Ala Ala Ser	
560 565 570	
ctg gat cca gaa tct tta tat caa cgg aca tat gcc ggg aag atg aca	1898
Leu Asp Pro Glu Ser Leu Tyr Gln Arg Thr Tyr Ala Gly Lys Met Thr	
575 580 585	
ttt gga aga gtg agt gac ttg ggg caa ttc atc cgg gaa tct gag cct	1946
Phe Gly Arg Val Ser Asp Leu Gly Gln Phe Ile Arg Glu Ser Glu Pro	
590 595 600	
gaa cct gat gta agg aaa tca aaa gga tcc atg ttc tca caa gct atg	1994
Glu Pro Asp Val Arg Lys Ser Lys Gly Ser Met Phe Ser Gln Ala Met	
605 610 615	
aag aaa tgg gtg caa gga aat act gat gag gcc cag gaa gag cta gct	2042
Lys Lys Trp Val Gln Gly Asn Thr Asp Glu Ala Gln Glu Glu Leu Ala	
620 625 630 635	
tgg aag att gct aaa atg ata gtc agt gac att atg cag cag gct cag	2090
Trp Lys Ile Ala Lys Met Ile Val Ser Asp Ile Met Gln Gln Ala Gln	
640 645 650	
tat gat caa ccg tta gag aaa tct aca aag tta tga ctcaaaactt	2136
Tyr Asp Gln Pro Leu Glu Lys Ser Thr Lys Leu *	
655 660	
gagataaagg aaatctgctt gtgaaaaata agagaacttt tttcccttggt ttggattctt	2196
caacacagccc aatgaaaaca gcactatatt tctgatctgt cactgttggt tccagggaga	2256
gaatggggag acaatcctag gacttccacc ctaatgcagt tacctgtagg gcataattgg	2316
atggcacatg atgtttcaca cagtggaggag tctttaaagg ttaccaa	2363

<210> SEQ ID NO 32

<211> LENGTH: 662

<212> TYPE: PRT

<213> ORGANISM: Homo Sapien

<400> SEQUENCE: 32

Met Arg Gly Ala Gly Pro Ser Pro Arg Gln Ser Pro Arg Thr Leu Arg
1 5 10 15

-continued

Pro	Asp	Pro	Gly	Pro	Ala	Met	Ser	Phe	Phe	Arg	Arg	Lys	Val	Lys	Gly
		20						25					30		
Lys	Glu	Gln	Glu	Lys	Thr	Ser	Asp	Val	Lys	Ser	Ile	Lys	Ala	Ser	Ile
		35					40					45			
Ser	Val	His	Ser	Pro	Gln	Lys	Ser	Thr	Lys	Asn	His	Ala	Leu	Leu	Glu
	50					55				60					
Ala	Ala	Gly	Pro	Ser	His	Val	Ala	Ile	Asn	Ala	Ile	Ser	Ala	Asn	Met
65					70				75					80	
Asp	Ser	Phe	Ser	Ser	Ser	Arg	Thr	Ala	Thr	Leu	Lys	Lys	Gln	Pro	Ser
			85					90					95		
His	Met	Glu	Ala	Ala	His	Phe	Gly	Asp	Leu	Gly	Arg	Ser	Cys	Leu	Asp
		100						105					110		
Tyr	Gln	Thr	Gln	Glu	Thr	Lys	Ser	Ser	Leu	Ser	Lys	Thr	Leu	Glu	Gln
		115					120					125			
Val	Leu	His	Asp	Thr	Ile	Val	Leu	Pro	Tyr	Phe	Ile	Gln	Phe	Met	Glu
	130					135					140				
Leu	Arg	Arg	Met	Glu	His	Leu	Val	Lys	Phe	Trp	Leu	Glu	Ala	Glu	Ser
145					150				155						160
Phe	His	Ser	Thr	Thr	Trp	Ser	Arg	Ile	Arg	Ala	His	Ser	Leu	Asn	Thr
			165					170						175	
Met	Lys	Gln	Ser	Ser	Leu	Ala	Glu	Pro	Val	Ser	Pro	Ser	Lys	Lys	His
		180						185					190		
Glu	Thr	Thr	Ala	Ser	Phe	Leu	Thr	Asp	Ser	Leu	Asp	Lys	Arg	Leu	Glu
		195					200					205			
Asp	Ser	Gly	Ser	Ala	Gln	Leu	Phe	Met	Thr	His	Ser	Glu	Gly	Ile	Asp
	210				215					220					
Leu	Asn	Asn	Arg	Thr	Asn	Ser	Thr	Gln	Asn	His	Leu	Leu	Leu	Ser	Gln
225					230				235						240
Glu	Cys	Asp	Ser	Ala	His	Ser	Leu	Arg	Leu	Glu	Met	Ala	Arg	Ala	Gly
			245					250					255		
Thr	His	Gln	Val	Ser	Met	Glu	Thr	Gln	Glu	Ser	Ser	Ser	Thr	Leu	Thr
		260						265					270		
Val	Ala	Ser	Arg	Asn	Ser	Pro	Ala	Ser	Pro	Leu	Lys	Glu	Leu	Ser	Gly
		275				280						285			
Lys	Leu	Met	Lys	Ser	Ile	Glu	Gln	Asp	Ala	Val	Asn	Thr	Phe	Thr	Lys
	290				295				300						
Tyr	Ile	Ser	Pro	Asp	Ala	Ala	Lys	Pro	Ile	Pro	Ile	Thr	Glu	Ala	Met
305				310					315						320
Arg	Asn	Asp	Ile	Ile	Ala	Arg	Ile	Cys	Gly	Glu	Asp	Gly	Gln	Val	Asp
			325					330					335		
Pro	Asn	Cys	Phe	Val	Leu	Ala	Gln	Ser	Ile	Val	Phe	Ser	Ala	Met	Glu
		340						345					350		
Gln	Glu	His	Phe	Ser	Glu	Phe	Leu	Arg	Ser	His	His	Phe	Cys	Lys	Tyr
		355				360						365			
Gln	Ile	Glu	Val	Leu	Thr	Ser	Gly	Thr	Val	Tyr	Leu	Ala	Asp	Ile	Leu
	370					375					380				
Phe	Cys	Glu	Ser	Ala	Leu	Phe	Tyr	Phe	Ser	Glu	Tyr	Met	Glu	Lys	Glu
385				390					395						400
Asp	Ala	Val	Asn	Ile	Leu	Gln	Phe	Trp	Leu	Ala	Ala	Asp	Asn	Phe	Gln
			405					410					415		
Ser	Gln	Leu	Ala	Ala	Lys	Lys	Gly	Gln	Tyr	Asp	Gly	Gln	Glu	Ala	Gln

-continued

420						425						430					
Asn	Asp	Ala	Met	Ile	Leu	Tyr	Asp	Lys	Tyr	Phe	Ser	Leu	Gln	Ala	Thr		
435						440						445					
His	Pro	Leu	Gly	Phe	Asp	Asp	Val	Val	Arg	Leu	Glu	Ile	Glu	Ser	Asn		
450						455						460					
Ile	Cys	Arg	Glu	Gly	Gly	Pro	Leu	Pro	Asn	Cys	Phe	Thr	Thr	Pro	Leu		
465						470						480					
Arg	Gln	Ala	Trp	Thr	Thr	Met	Glu	Lys	Val	Phe	Leu	Pro	Gly	Phe	Leu		
485						490						495					
Ser	Ser	Asn	Leu	Tyr	Tyr	Lys	Tyr	Leu	Asn	Asp	Leu	Ile	His	Ser	Val		
500						505						510					
Arg	Gly	Asp	Glu	Phe	Leu	Gly	Gly	Asn	Val	Ser	Pro	Thr	Ala	Pro	Gly		
515						520						525					
Ser	Val	Gly	Pro	Pro	Asp	Glu	Ser	His	Pro	Gly	Ser	Ser	Asp	Ser	Ser		
530						535						540					
Ala	Ser	Gln	Ser	Ser	Val	Lys	Lys	Ala	Ser	Ile	Lys	Ile	Leu	Lys	Asn		
545						550						555					
Phe	Asp	Glu	Ala	Ile	Ile	Val	Asp	Ala	Ala	Ser	Leu	Asp	Pro	Glu	Ser		
565						570						575					
Leu	Tyr	Gln	Arg	Thr	Tyr	Ala	Gly	Lys	Met	Thr	Phe	Gly	Arg	Val	Ser		
580						585						590					
Asp	Leu	Gly	Gln	Phe	Ile	Arg	Glu	Ser	Glu	Pro	Glu	Pro	Asp	Val	Arg		
595						600						605					
Lys	Ser	Lys	Gly	Ser	Met	Phe	Ser	Gln	Ala	Met	Lys	Lys	Trp	Val	Gln		
610						615						620					
Gly	Asn	Thr	Asp	Glu	Ala	Gln	Glu	Glu	Leu	Ala	Trp	Lys	Ile	Ala	Lys		
625						630						635					
Met	Ile	Val	Ser	Asp	Ile	Met	Gln	Gln	Ala	Gln	Tyr	Asp	Gln	Pro	Leu		
645						650						655					
Glu	Lys	Ser	Thr	Lys	Leu												
660																	

<210> SEQ ID NO 33
<211> LENGTH: 2363
<212> TYPE: DNA
<213> ORGANISM: Homo Sapien
<220> FEATURE:
<221> NAME/KEY: CDS
<222> LOCATION: (138)...(2126)
<223> OTHER INFORMATION: AKAP-10-5
<220> FEATURE:
<221> NAME/KEY: allele
<222> LOCATION: 2073
<223> OTHER INFORMATION: Single Nucleotide Polymorphism: A to G

<400> SEQUENCE: 33

gcggcttggt gataaatatgg cggtctggagc tgcctgggca tcccgaggag gcggtggggc 60
ccactcccgg aagaagggtc ccttttcgcg ctagtgcagc ggcccctctg gaccgggaag 120
tccggggccgg ttgctga atg agg gga gcc ggg ccc tcc cgc cag tcc 170
Met Arg Gly Ala Gly Pro Ser Pro Arg Gln Ser
1 5 10
ccc cgc acc ctc cgt ccc gac ccg ggc ccc gcc atg tcc ttc ttc cgg 218
Pro Arg Thr Leu Arg Pro Asp Pro Gly Pro Ala Met Ser Phe Phe Arg
15 20 25
cgg aaa gtg aaa ggc aaa gaa caa gag aag acc tca gat gtg aag tcc 266

-continued

Arg	Lys	Val	Lys	Gly	Lys	Glu	Gln	Glu	Lys	Thr	Ser	Asp	Val	Lys	Ser	
	30						35					40				
att	aaa	gct	tca	ata	tcc	gta	cat	tcc	cca	caa	aaa	agc	act	aaa	aat	314
Ile	Lys	Ala	Ser	Ile	Ser	Val	His	Ser	Pro	Gln	Lys	Ser	Thr	Lys	Asn	
	45					50					55					
cat	gcc	ttg	ctg	gag	gct	gca	gga	cca	agt	cat	gtt	gca	atc	aat	gcc	362
His	Ala	Leu	Leu	Glu	Ala	Ala	Gly	Pro	Ser	His	Val	Ala	Ile	Asn	Ala	
	60				65					70					75	
att	tct	gcc	aac	atg	gac	tcc	ttt	tca	agt	agc	agg	aca	gcc	aca	ctt	410
Ile	Ser	Ala	Asn	Met	Asp	Ser	Phe	Ser	Ser	Ser	Arg	Thr	Ala	Thr	Leu	
			80						85					90		
aag	aag	cag	cca	agc	cac	atg	gag	gct	gct	cat	ttt	ggt	gac	ctg	ggc	458
Lys	Lys	Gln	Pro	Ser	His	Met	Glu	Ala	Ala	His	Phe	Gly	Asp	Leu	Gly	
		95						100					105			
aga	tct	tgt	ctg	gac	tac	cag	act	caa	gag	acc	aaa	tca	agc	ctt	tct	506
Arg	Ser	Cys	Leu	Asp	Tyr	Gln	Thr	Gln	Glu	Thr	Lys	Ser	Ser	Leu	Ser	
	110					115						120				
aag	acc	ctt	gaa	caa	gtc	ttg	cac	gac	act	att	gtc	ctc	cct	tac	ttc	554
Lys	Thr	Leu	Glu	Gln	Val	Leu	His	Asp	Thr	Ile	Val	Leu	Pro	Tyr	Phe	
	125					130					135					
att	caa	ttc	atg	gaa	ctt	cgg	cga	atg	gag	cat	ttg	gtg	aaa	ttt	tgg	602
Ile	Gln	Phe	Met	Glu	Leu	Arg	Arg	Met	Glu	His	Leu	Val	Lys	Phe	Trp	
	140				145					150					155	
tta	gag	gct	gaa	agt	ttt	cat	tca	aca	act	tgg	tcg	cga	ata	aga	gca	650
Leu	Glu	Ala	Glu	Ser	Phe	His	Ser	Thr	Thr	Trp	Ser	Arg	Ile	Arg	Ala	
			160						165					170		
cac	agt	cta	aac	aca	atg	aag	cag	agc	tca	ctg	gct	gag	cct	gtc	tct	698
His	Ser	Leu	Asn	Thr	Met	Lys	Gln	Ser	Ser	Leu	Ala	Glu	Pro	Val	Ser	
		175						180					185			
cca	tct	aaa	aag	cat	gaa	act	aca	gcg	tct	ttt	tta	act	gat	tct	ctt	746
Pro	Ser	Lys	Lys	His	Glu	Thr	Thr	Ala	Ser	Phe	Leu	Thr	Asp	Ser	Leu	
		190					195					200				
gat	aag	aga	ttg	gag	gat	tct	ggc	tca	gca	cag	ttg	ttt	atg	act	cat	794
Asp	Lys	Arg	Leu	Glu	Asp	Ser	Gly	Ser	Ala	Gln	Leu	Phe	Met	Thr	His	
	205					210					215					
tca	gaa	gga	att	gac	ctg	aat	aat	aga	act	aac	agc	act	cag	aat	cac	842
Ser	Glu	Gly	Ile	Asp	Leu	Asn	Asn	Arg	Thr	Asn	Ser	Thr	Gln	Asn	His	
	220				225					230					235	
ttg	ctg	ctt	tcc	cag	gaa	tgt	gac	agt	gcc	cat	tct	ctc	cgt	ctt	gaa	890
Leu	Leu	Leu	Ser	Gln	Glu	Cys	Asp	Ser	Ala	His	Ser	Leu	Arg	Leu	Glu	
			240						245					250		
atg	gcc	aga	gca	gga	act	cac	caa	gtt	tcc	atg	gaa	acc	caa	gaa	tct	938
Met	Ala	Arg	Ala	Gly	Thr	His	Gln	Val	Ser	Met	Glu	Thr	Gln	Glu	Ser	
			255					260					265			
tcc	tct	aca	ctt	aca	gta	gcc	agt	aga	aat	agt	ccc	gct	tct	cca	cta	986
Ser	Ser	Thr	Leu	Thr	Val	Ala	Ser	Arg	Asn	Ser	Pro	Ala	Ser	Pro	Leu	
		270				275						280				
aaa	gaa	ttg	tca	gga	aaa	cta	atg	aaa	agt	ata	gaa	caa	gat	gca	gtg	1034
Lys	Glu	Leu	Ser	Gly	Lys	Leu	Met	Lys	Ser	Ile	Glu	Gln	Asp	Ala	Val	
	285					290					295					
aat	act	ttt	acc	aaa	tat	ata	tct	cca	gat	gct	gct	aaa	cca	ata	cca	1082
Asn	Thr	Phe	Thr	Lys	Tyr	Ile	Ser	Pro	Asp	Ala	Ala	Lys	Pro	Ile	Pro	
	300				305					310					315	
att	aca	gaa	gca	atg	aga	aat	gac	atc	ata	gca	agg	att	tgt	gga	gaa	1130
Ile	Thr	Glu	Ala	Met	Arg	Asn	Asp	Ile	Ile	Ala	Arg	Ile	Cys	Gly	Glu	
			320					325						330		
gat	gga	cag	gtg	gat	ccc	aac	tgt	tto	gtt	ttg	gca	cag	tcc	ata	gtc	1178

-continued

Asp	Gly	Gln	Val	Asp	Pro	Asn	Cys	Phe	Val	Leu	Ala	Gln	Ser	Ile	Val	
			335						340					345		
ttt	agt	gca	atg	gag	caa	gag	cac	ttt	agt	gag	ttt	ctg	cga	agt	cac	1226
Phe	Ser	Ala	Met	Glu	Gln	Glu	His	Phe	Ser	Glu	Phe	Leu	Arg	Ser	His	
		350					355					360				
cat	ttc	tgt	aaa	tac	cag	att	gaa	gtg	ctg	acc	agt	gga	act	gtt	tac	1274
His	Phe	Cys	Lys	Tyr	Gln	Ile	Glu	Val	Leu	Thr	Ser	Gly	Thr	Val	Tyr	
	365					370				375						
ctg	gct	gac	att	ctc	ttc	tgt	gag	tca	gcc	ctc	ttt	tat	ttc	tct	gag	1322
Leu	Ala	Asp	Ile	Leu	Phe	Cys	Glu	Ser	Ala	Leu	Phe	Tyr	Phe	Ser	Glu	
380					385					390					395	
tac	atg	gaa	aaa	gag	gat	gca	gtg	aat	atc	tta	caa	ttc	tgg	ttg	gca	1370
Tyr	Met	Glu	Lys		Asp	Ala	Val	Asn	Ile	Leu	Gln	Phe	Trp	Leu	Ala	
			400						405					410		
gca	gat	aac	ttc	cag	tct	cag	ctt	gct	gcc	aaa	aag	ggg	caa	tat	gat	1418
Ala	Asp	Asn	Phe	Gln	Ser	Gln	Leu	Ala	Ala	Lys	Lys	Gly	Gln	Tyr	Asp	
			415					420					425			
gga	cag	gag	gca	cag	aat	gat	gcc	atg	att	tta	tat	gac	aag	tac	ttc	1466
Gly	Gln	Glu	Ala	Gln	Asn	Asp	Ala	Met	Ile	Leu	Tyr	Asp	Lys	Tyr	Phe	
		430				435						440				
tcc	ctc	caa	gcc	aca	cat	cct	ctt	gga	ttt	gat	gat	gtt	gta	cga	tta	1514
Ser	Leu	Gln	Ala	Thr	His	Pro	Leu	Gly	Phe	Asp	Asp	Val	Val	Arg	Leu	
	445					450					455					
gaa	att	gaa	tcc	aat	atc	tgc	agg	gaa	ggg	ggg	cca	ctc	ccc	aac	tgt	1562
Glu	Ile	Glu	Ser	Asn	Ile	Cys	Arg	Glu	Gly	Gly	Pro	Leu	Pro	Asn	Cys	
460					465				470						475	
ttc	aca	act	cca	tta	cgt	cag	gcc	tgg	aca	acc	atg	gag	aag	gtc	ttt	1610
Phe	Thr	Thr	Pro	Leu	Arg	Gln	Ala	Trp	Thr	Thr	Met	Glu	Lys	Val	Phe	
			480						485					490		
ttg	cct	ggc	ttt	ctg	tcc	agc	aat	ctt	tat	tat	aaa	tat	ttg	aat	gat	1658
Leu	Pro	Gly	Phe	Leu	Ser	Ser	Asn	Leu	Tyr	Tyr	Lys	Tyr	Leu	Asn	Asp	
			495					500					505			
ctc	atc	cat	tcg	gtt	cga	gga	gat	gaa	ttt	ctg	ggc	ggg	aac	gtg	tcg	1706
Leu	Ile	His	Ser	Val	Arg	Gly	Asp	Glu	Phe	Leu	Gly	Gly	Asn	Val	Ser	
		510					515					520				
cgg	act	gct	cct	ggc	tct	gtt	ggc	cct	cct	gat	gag	tct	cac	cca	ggg	1754
Pro	Thr	Ala	Pro	Gly	Ser	Val	Gly	Pro	Pro	Asp	Glu	Ser	His	Pro	Gly	
		525				530					535					
agt	tct	gac	agc	tct	cgg	tct	cag	tcc	agt	gtg	aaa	aaa	gcc	agt	att	1802
Ser	Ser	Asp	Ser	Ser	Ala	Ser	Gln	Ser	Ser	Val	Lys	Lys	Ala	Ser	Ile	
540					545					550				555		
aaa	ata	ctg	aaa	aat	ttt	gat	gaa	gcg	ata	att	gtg	gat	gcg	gca	agt	1850
Lys	Ile	Leu	Lys	Asn	Phe	Asp	Glu	Ala	Ile	Ile	Val	Asp	Ala	Ala	Ser	
			560						565					570		
ctg	gat	cca	gaa	tct	tta	tat	caa	cgg	aca	tat	gcc	ggg	aag	atg	aca	1898
Leu	Asp	Pro	Glu	Ser	Leu	Tyr	Gln	Arg	Thr	Tyr	Ala	Gly	Lys	Met	Thr	
			575					580					585			
ttt	gga	aga	gtg	agt	gac	ttg	ggg	caa	ttc	atc	cgg	gaa	tct	gag	cct	1946
Phe	Gly	Arg	Val	Ser	Asp	Leu	Gly	Gln	Phe	Ile	Arg	Glu	Ser	Glu	Pro	
		590				595						600				
gaa	cct	gat	gta	agg	aaa	tca	aaa	gga	tcc	atg	ttc	tca	caa	gct	atg	1994
Glu	Pro	Asp	Val	Arg	Lys	Ser	Lys	Gly	Ser	Met	Phe	Ser	Gln	Ala	Met	
		605				610					615					
aag	aaa	tgg	gtg	caa	gga	aat	act	gat	gag	gcc	cag	gaa	gag	cta	gct	2042
Lys	Lys	Trp	Val	Gln	Gly	Asn	Thr	Asp	Glu	Ala	Gln	Glu	Glu	Leu	Ala	
620					625				630					635		
tgg	aag	att	gct	aaa	atg	ata	gtc	agt	gac	gtt	atg	cag	cag	gct	cag	2090

-continued

Trp	Lys	Ile	Ala	Lys	Met	Ile	Val	Ser	Asp	Val	Met	Gln	Gln	Ala	Gln		
				640					645					650			
tat	gat	caa	ccg	tta	gag	aaa	tct	aca	aag	tta	tga	ctcaaaactt				2136	
Tyr	Asp	Gln	Pro	Leu	Glu	Lys	Ser	Thr	Lys	Leu	*						
			655				660										
gagataaaagg	aaatctgctt	gtgaaaaata	agagaacttt	tttcccttgg	ttggattctt								2196				
caacacagcc	aatgaaaaca	gcactatatt	tctgatctgt	cactgttggt	tccagggaga								2256				
gaatggggag	acaatcctag	gacttccacc	ctaatgcagt	tacctgtagg	gcataattgg								2316				
atggcacatg	atgtttcaca	cagtggaggag	tctttaaagg	ttaccaa									2363				
<210> SEQ ID NO 34																	
<211> LENGTH: 662																	
<212> TYPE: PRT																	
<213> ORGANISM: Homo Sapien																	
<400> SEQUENCE: 34																	
Met	Arg	Gly	Ala	Gly	Pro	Ser	Pro	Arg	Gln	Ser	Pro	Arg	Thr	Leu	Arg		
1				5					10					15			
Pro	Asp	Pro	Gly	Pro	Ala	Met	Ser	Phe	Phe	Arg	Arg	Lys	Val	Lys	Gly		
			20					25					30				
Lys	Glu	Gln	Glu	Lys	Thr	Ser	Asp	Val	Lys	Ser	Ile	Lys	Ala	Ser	Ile		
		35					40					45					
Ser	Val	His	Ser	Pro	Gln	Lys	Ser	Thr	Lys	Asn	His	Ala	Leu	Leu	Glu		
	50					55				60							
Ala	Ala	Gly	Pro	Ser	His	Val	Ala	Ile	Asn	Ala	Ile	Ser	Ala	Asn	Met		
65					70					75					80		
Asp	Ser	Phe	Ser	Ser	Ser	Arg	Thr	Ala	Thr	Leu	Lys	Lys	Gln	Pro	Ser		
			85						90					95			
His	Met	Glu	Ala	Ala	His	Phe	Gly	Asp	Leu	Gly	Arg	Ser	Cys	Leu	Asp		
		100					105						110				
Tyr	Gln	Thr	Gln	Glu	Thr	Lys	Ser	Ser	Leu	Ser	Lys	Thr	Leu	Glu	Gln		
	115					120						125					
Val	Leu	His	Asp	Thr	Ile	Val	Leu	Pro	Tyr	Phe	Ile	Gln	Phe	Met	Glu		
	130				135						140						
Leu	Arg	Arg	Met	Glu	His	Leu	Val	Lys	Phe	Trp	Leu	Glu	Ala	Glu	Ser		
145				150					155					160			
Phe	His	Ser	Thr	Thr	Trp	Ser	Arg	Ile	Arg	Ala	His	Ser	Leu	Asn	Thr		
			165					170					175				
Met	Lys	Gln	Ser	Ser	Leu	Ala	Glu	Pro	Val	Ser	Pro	Ser	Lys	Lys	His		
		180						185					190				
Glu	Thr	Thr	Ala	Ser	Phe	Leu	Thr	Asp	Ser	Leu	Asp	Lys	Arg	Leu	Glu		
	195					200						205					
Asp	Ser	Gly	Ser	Ala	Gln	Leu	Phe	Met	Thr	His	Ser	Glu	Gly	Ile	Asp		
	210				215					220							
Leu	Asn	Asn	Arg	Thr	Asn	Ser	Thr	Gln	Asn	His	Leu	Leu	Leu	Ser	Gln		
225				230					235					240			
Glu	Cys	Asp	Ser	Ala	His	Ser	Leu	Arg	Leu	Glu	Met	Ala	Arg	Ala	Gly		
			245					250					255				
Thr	His	Gln	Val	Ser	Met	Glu	Thr	Gln	Glu	Ser	Ser	Ser	Thr	Leu	Thr		
		260					265						270				
Val	Ala	Ser	Arg	Asn	Ser	Pro	Ala	Ser	Pro	Leu	Lys	Glu	Leu	Ser	Gly		
	275					280						285					

-continued

Lys Leu Met Lys Ser Ile Glu Gln Asp Ala Val Asn Thr Phe Thr Lys
290 295 300

Tyr Ile Ser Pro Asp Ala Ala Lys Pro Ile Pro Ile Thr Glu Ala Met
305 310 315 320

Arg Asn Asp Ile Ile Ala Arg Ile Cys Gly Glu Asp Gly Gln Val Asp
325 330 335

Pro Asn Cys Phe Val Leu Ala Gln Ser Ile Val Phe Ser Ala Met Glu
340 345 350

Gln Glu His Phe Ser Glu Phe Leu Arg Ser His His Phe Cys Lys Tyr
355 360 365

Gln Ile Glu Val Leu Thr Ser Gly Thr Val Tyr Leu Ala Asp Ile Leu
370 375 380

Phe Cys Glu Ser Ala Leu Phe Tyr Phe Ser Glu Tyr Met Glu Lys Glu
385 390 395 400

Asp Ala Val Asn Ile Leu Gln Phe Trp Leu Ala Ala Asp Asn Phe Gln
405 410 415

Ser Gln Leu Ala Ala Lys Lys Gly Gln Tyr Asp Gly Gln Glu Ala Gln
420 425 430

Asn Asp Ala Met Ile Leu Tyr Asp Lys Tyr Phe Ser Leu Gln Ala Thr
435 440 445

His Pro Leu Gly Phe Asp Asp Val Val Arg Leu Glu Ile Glu Ser Asn
450 455 460

Ile Cys Arg Glu Gly Gly Pro Leu Pro Asn Cys Phe Thr Thr Pro Leu
465 470 475 480

Arg Gln Ala Trp Thr Thr Met Glu Lys Val Phe Leu Pro Gly Phe Leu
485 490 495

Ser Ser Asn Leu Tyr Tyr Lys Tyr Leu Asn Asp Leu Ile His Ser Val
500 505 510

Arg Gly Asp Glu Phe Leu Gly Gly Asn Val Ser Pro Thr Ala Pro Gly
515 520 525

Ser Val Gly Pro Pro Asp Glu Ser His Pro Gly Ser Ser Asp Ser Ser
530 535 540

Ala Ser Gln Ser Ser Val Lys Lys Ala Ser Ile Lys Ile Leu Lys Asn
545 550 555 560

Phe Asp Glu Ala Ile Ile Val Asp Ala Ala Ser Leu Asp Pro Glu Ser
565 570 575

Leu Tyr Gln Arg Thr Tyr Ala Gly Lys Met Thr Phe Gly Arg Val Ser
580 585 590

Asp Leu Gly Gln Phe Ile Arg Glu Ser Glu Pro Glu Pro Asp Val Arg
595 600 605

Lys Ser Lys Gly Ser Met Phe Ser Gln Ala Met Lys Lys Trp Val Gln
610 615 620

Gly Asn Thr Asp Glu Ala Gln Glu Glu Leu Ala Trp Lys Ile Ala Lys
625 630 635 640

Met Ile Val Ser Asp Val Met Gln Gln Ala Gln Tyr Asp Gln Pro Leu
645 650 655

Glu Lys Ser Thr Lys Leu
660

<210> SEQ ID NO 35

<211> LENGTH: 162025

-continued

<212> TYPE: DNA

<213> ORGANISM: Homo Sapien

<300> PUBLICATION INFORMATION:

<308> DATABASE ACCESSION NUMBER: GenBank AC005730

<309> DATABASE ENTRY DATE: 1998-10-22

<400> SEQUENCE: 35

gaattcctat ttcaaaagaa acaaattgggc caagtatggt ggctcatacc tgtaatccca	60
gcacttttggg aggccgaggt gagtgggtca cttgagggtca ggagttccag gccagtctgg	120
ccaacatggt gaaacactgt ctctactaaa aatacaaaaa ttagccgggc gtggtggcgg	180
gcacctgtaa tcccagctac tcaggaggct gaggcaggag aattgcttga acctgggaga	240
tggagggttc agtgagccga gatcgcgcc ctgctctcca gcctgggttg cagagtgaga	300
ctctgtctca aaaagaaca aagaataaa tgaaacaatt ttgttcacat atatttcaca	360
aatttgaat gttaaggta ttatggtcac tgatatcctg ttctattctt tatataatca	420
ttaagttga aatgtatact tgcactacta acacagtagt taatcttagt cctacaagtt	480
actgctttta cacaatatat ttctgtaata tgtatgcact ggtgtttatg tacgtgttta	540
tgtttatatc tgttaaaatt agcagtttcc atcttttctt attttgtacc atcacatcag	600
ttcagaagga ttgacagagc aaaatgattt gatgaagtat aaaagtcaca tggtgagtgg	660
cataaataca actctgaaca attaggaggc tcactattga ctggaactaa actgcaagcc	720
agaaagacac atatcctata tgtcaagaga tgtaccacc aggcagttaa agaagggaag	780
tacacataga aagcacatg gtgaataatt aaaaaattgg aatttatcag acactggatt	840
catttgctcc taaagtcaga gtctctattt gttttttgt ttttgtgggt ttcttttta	900
atttttttat tttttgtaga gtccgagctt cactgtgtta cccgggcttg tctagaactc	960
ctggcctcaa acaaacctcc tgccctcagct tcccaaagca ttgggattac agacatgagc	1020
cactgagccc agcccagacg ctttagcatt tatgaagctt ctgaaatagt tgtagaacc	1080
gcataagctt tccatgtcac tttcaaagtt tgatggcttc tttagtaa acaccaagtt	1140
attcctcaag ggcaaaataa catctctcag tgcaaaactg atgcacttca ttacaaaaag	1200
gaaaagacca caactataga ggcgtcattg aaagctgcac tcttcagagg ccaaaaaaa	1260
aggtacaaac acataactat ggaacattct ttagaagagc cccaaagtta atgataaaca	1320
ttttcatcaa agagaaaaga gaacaagggt ttagcaaatt cctctatcaa ataactacta	1380
acatcaagga acatcaatgg catgccatgt ggaagaggaa gtgctagctc atgtacaaac	1440
cagtagataa tttcaacttg ctgccgaatg aaacctctt gcaaggtatg aatcagcact	1500
tctcatgttt gttttgcttt gttttgttt gtttttagag acaggccctt gctctgtcac	1560
acaggctgga gtgcagtggc acgatcagag ctactgcaa cctgaaactc ctgggctcaa	1620
gggatcctcc tgcccttagc tcccaagtag ctgggactac agggccacca tgcccagcta	1680
atttttttaa ttttctatag agatgggatc tcactagcac ctttcatgtt tgatgttcat	1740
atacaacgac caaggtacaa tgtggaaaag ggtctcagg atctaaagtg aaggaggacc	1800
agaaagaaaa ggggttgcta catagagtag aagaagttgc acttcatgcc agtctacaac	1860
actgctgttt tcctcagagc agagttgatg atctaaatca ggggtcccca acccccagtt	1920
catagcctgt taggaaccgg gccacacagc aggaggtgag caataggcaa gcgagcatta	1980
ccacctgggc ttcacctccc gtcagatcag tgatgtcatt agattctcat aggaccatga	2040

-continued

accctattgt	gaactgagca	tgcaagggat	gtaggttttc	cgctctttat	gagactctaa	2100
tgccggaaga	tctgtcactg	tcttccatca	ccctgagatg	ggaacatcta	gttgcaggaa	2160
aacaacctca	gggtcccat	tgattctata	ttacagttag	ttgtatcatt	atttcattct	2220
atattacaat	gtaataataa	tagaaataaa	ggcacaatag	gccaggcgtg	gtggctcaca	2280
cctgtaatcc	cagcacttcg	ggaggccaag	gcaggcggat	cacgagggtca	ggagatcgag	2340
accatcctgg	ctaaaacggt	gaaaccccg	ctactaaaaa	ttcaaaaaaa	aattagccgg	2400
gtgtggtggt	gggcacctgt	agtcccagct	actcgagagg	ctgaggcagg	agaatggtgt	2460
gaacctggga	ggcagagcct	gaggtaagcc	gagatcacgc	cactgcactc	cagcctgggc	2520
gacagagcga	tactctgtct	caaaaaaaaa	aaaaaaaaaa	aaagaataaa	agtgaacaat	2580
aaatgtaatg	tgggtgaatc	attccaaaac	aatcccccca	cccagttca	cggaataatt	2640
ctccccaaaa	accagtcctc	ggtgccaaaa	aggttgggga	ccgctaattct	aaataatcta	2700
atcttcattc	aatgctaaaa	aatgaataaa	ctttttttta	aatacacggt	ctcactttgt	2760
tgcccagggt	ggagtacggt	ggcatgatca	cagctcactg	tagcctcaat	caccagggcc	2820
ccagcgatcc	ttccacctaa	acttcctgag	tagctgggac	tacaggcacg	caccaccatg	2880
cccagctaat	ttttaaat	tttatagaga	tgggggtctc	accatgttgc	ccagactggt	2940
ctcaaacctc	gggtcaagt	gatcctccct	caaactcctg	gactcaagt	atcctccttc	3000
cttggcctcc	caaagtgc	ggattacaag	catgagccac	tgtaccacgc	tggataaaca	3060
ttttaagtcg	cactacagtc	atggacaatc	aggcttttca	acatgcagta	tggacagtga	3120
gtcccagggt	ctgcttttcc	atactgaaat	acatgtgata	ctaaggagaa	aggtgctcgc	3180
aaggatattt	aaaatgaaga	atatttaaaa	tgaggaaaaa	actgtttctt	catgactttg	3240
ataaggctga	taaagaccat	ttctgtgatc	tcaggtgatt	cactcaagta	gtatatattca	3300
gtaatcatta	tctggaacag	cctgaatctt	aaccaaata	ccatgatatt	ttaatgctgt	3360
tatgatacct	tgatgatatg	accaaactgc	aatgtaggca	gctaaatctc	cacgagtttg	3420
acttccccga	gagttgacag	ttttcttcac	aaattaaaga	aatatatatt	ttgatacatg	3480
attggcatat	ttaaaaacta	cactgaaatg	ctgcaaaatg	atataaagaa	acattttcca	3540
gaatcaaatg	caatcaaga	gtggattagg	aatctactca	ccattatcaa	ctaaatagaa	3600
acacttggtg	tggtgtggt	ggctcacatc	tgtaatctca	gcactttggg	aggccaaggc	3660
aggtggattg	cttgaggcca	ggagctcaag	accagcctga	gcaacatagc	aaaactctgt	3720
ctctacaaaa	aaaaaaaaaa	attaaccagg	catggtggca	gatgcttgta	atcccagcta	3780
ctctggaagc	tgaagtagga	ggactgcttg	agcccaggag	atcaagactg	cagttagccg	3840
tggtcatgct	gcgccacagc	ctgagtga	gagagagacc	ctgtctcaaa	aacaaaaaca	3900
aacaaaaaac	acttaacctt	cctgtttttt	gctgtgtgtg	ttgtgtttg	ttgttttga	3960
gatggagtct	cactctgttg	cccaggctgg	agtgcagtgg	cgtgatcttg	gctcactgca	4020
agctctgcct	cccgggttca	cgccattctc	ctgcctcagc	ctcccagta	gctgggacta	4080
taggcgcgcc	ccaccacg	cggtactttt	tttgcatttt	tagtagagat	ggggtttcac	4140
cgtgttagcc	aggatggtct	tgatctcctg	acctcgtgat	ccacctgcct	cggcctccca	4200
aagtgcctgg	attacaggca	tgagccaccg	caccggcca	acctttctgt	tttttagttt	4260
gatatgcttg	ttaactcagc	agctgaaaga	atgctgaaag	tggccttcag	taaaaaatt	4320

-continued

tcactagaat	ctctacatcc	atatttaatc	tgaatgcata	tccagattga	tcagttagag	4380
caaaaacact	catcatcatt	cctgatgacc	tctaattctg	gtttcggctt	tctatttcaa	4440
tggaacaga	ataaggaag	aaatggaag	gctctggaaa	tttgtcctg	gctatagata	4500
ctatcaaaga	tcaccaacaa	taagatctct	cctataaata	taaaacaagt	ataattaatt	4560
ttttaattat	ttttttctct	tcagaggatt	ttatttcaag	ataaaacata	acttctaccc	4620
atactattga	ttccaaaggt	tagaaaaagt	gtttttcctc	atcttatcct	tcaaagagg	4680
cacagcaatg	caaacatcta	taaaatgcct	ctgcataatt	gtcagaagct	atagtcagag	4740
aatcattgaa	aatgcttttc	cattttaagc	ttaggtgagg	tgtcttagga	aacctctatg	4800
acaacttact	ctattttattg	ggaggtaaac	tcccagactc	tcccagggtc	tcctgtattg	4860
atctcatatt	ttaggcttcc	taatcccttg	aagcacatc	gaaaaagccc	tggtctctt	4920
ttctgcacat	atcatcgcg	aattcattcg	gcttcagca	agctgacact	ccatgataca	4980
agcggcctcg	cccttctccg	gacgccagtc	cttgctgcgg	ttagctagga	tgaggggtt	5040
gctgggcttc	agtcaggct	tctgcgggt	cccaagccg	accaggtggc	ctcacaggct	5100
ggatgtcacc	attgcacact	gagctcctg	caggctgtac	caatttttta	attatttaat	5160
atatttttt	aaaattatgg	tgaatatttt	ggtattctgc	tctaaaatag	gccataaat	5220
gcacagcaga	tatctcttgg	aaccacagc	tttccactgg	aagaactaag	tatttttctt	5280
ttaaagatgc	tactaagtct	ctgaaaagtc	cagatcctct	acctctttcc	atcccaaact	5340
aagacttgga	atttatgaga	gatctagcta	acagaaatcc	cagacacatc	attggttctt	5400
cccagagtgc	agtcctccta	aagaggctca	gccctaagca	ggcccctgca	ccaggagggt	5460
gggtctgaga	cccacatagc	acttcccaag	gtgcatgctc	cagagaggca	ctgaaacagc	5520
tgagcacaag	cctgcaagcc	tggaagaactc	tcacagtcag	aacggagggg	gccagtggg	5580
actaacataa	agagaaaagg	gaacacagag	aatggatgg	caccaacaac	cagcaaagcc	5640
ttcatggcca	atgaaagcat	cagtgcagg	gccagaaccc	tcaccccaa	agactcttca	5700
ctgcctttag	tgaaaaacaa	tggttagaga	gtgaagttat	gatcatgtat	agagaggtaa	5760
agttacattt	ttatattctg	actctgctaa	tgtgaaattc	cctatctgct	agactaaaag	5820
tttcagacac	cctgttcaaa	tatccatta	gttgctagag	acttaaaatg	aacagaacgc	5880
acattgtcag	gatgactatt	accaaaaaat	caaaagacag	caagtattgg	tgaggatgta	5940
gagaaactgg	aacttttgtg	cactgtttat	gagaatgtaa	aatggagcag	ctgctgtgga	6000
aaagagtatg	caggttcctc	aaagagtaaa	accaagatgt	ggaacaact	aatgcccat	6060
cagtggatga	aggggtagac	aatatgtggt	atatacatac	catggagtac	tattcagcct	6120
ctaaaaaaa	aaaaggaaat	tctataacat	gcaacagcat	ggatgaatct	tgaggacatt	6180
ttgctaatag	aataaggcag	tcatagaaag	acaaatactg	cacgactcca	cttatatgag	6240
ataccaaaaa	tagacaaatt	catagaatca	aagagtacaa	tgagggttac	ctggagctgc	6300
agggcggaag	acgaggagtt	actaatcaac	gaacataacg	ttgcagttaa	gtaagatgaa	6360
taagctctca	agatcagctg	tacaacactg	tacctagagt	caacaataat	gtattgtaca	6420
cttaaaaaat	tgtaagggt	agattaacaa	atgtagtaga	tccacaaatg	tggttaagtg	6480
ttcttaccac	agtaaaaaa	aaaaagaata	tcaagcccag	gagttcgaga	ctagcctggg	6540
taacatggtg	aaaccctgtc	tctacagaaa	atacaaaaat	tagccagctg	tgagggtgca	6600

-continued

ctcctagggg	ggctgaggtg	ggaggcttgc	ttgagcccag	gaggtcaagg	ctgcagtggag	6660
ccatgattgc	accactgtac	tccagcccag	atgacagagc	aagacaccac	ccccccaaa	6720
aaaagaaaa	gaatatcaaa	cattttaaaa	gatcagatac	gcaagaacaa	caacaaaaaa	6780
gagatgaaca	gagcatcgac	cctcatctag	tgggattcct	ggtctaactg	aaaaacagac	6840
attgagagac	aaacaatgac	agtgatgtga	tcacagcaat	tacacaggta	tcccctgggg	6900
actgcagaag	aaaggaggaa	tgccctaactt	tcagaaaata	gagaaagcgt	caaacagttg	6960
gtgaaagcct	tccaaaacta	gagagaactg	cacacaccaa	atcacagaaa	gaagaaaagc	7020
cgtgggagat	tctgggaccc	accggctatt	tttgatggct	gaacaccctg	ctgcaggaga	7080
gacaggagct	ggaaagcatg	gtgggatgaa	acctcaaaca	gctttgcctg	cattgcttaa	7140
gatgactggg	cttgattaac	tctagtcaat	ggggacaatt	caatcaaaga	agaaagatgc	7200
tcaaattcac	attttagaat	gattttttat	ggcagtatgg	ggaatagatt	aaaagagagt	7260
gaagctggag	gcaagaaact	tgtaagagg	caactgaaac	agtctagatg	ataaataata	7320
aactgacaga	gtgactagaa	aaatcagaac	aggctgaatc	aacagatacc	tagatgaaaa	7380
taacaggact	tgatcaccag	ttgtatcttg	gagaggaagg	agttgtttcc	ttgctttccc	7440
tacgactggg	aatacggag	gtttgccgtg	tgtattggtt	atatactgg	gtgtagccaa	7500
tcactgacaa	ccatttagca	gcttaaaaca	caaaggctta	tctcccagtt	tctgtgggcc	7560
aggaatctaa	gataggctta	gctggctggt	tctggctcag	agtttctcaa	gaggttgcaa	7620
tcaagatgtc	agctgggggt	gcatcatctg	aaggctcaac	tggggccgga	gggtccactt	7680
ccaaggagtt	cactcacctg	cctgacaagg	cagtgctggt	tgttggcagg	agatctcaat	7740
tcattgccaa	gtgagcctct	ctatagcatt	gctggaacat	cctccccatc	tggcagttgg	7800
cttctctcag	catgagtgat	ctgagagaga	gagcaaggag	gaagccacag	tgttcttcct	7860
actcctactc	ctaactat	ggacctactc	ctaactct	cacttctgcc	ttattccatt	7920
agttagaag	ggaactaagc	tccacctctt	gaaataagaa	gtgtcaaaga	atttgtggat	7980
atatttaaaa	atcatcacac	tgtggaagtg	gataggggggt	tcaattaatg	ctgaacttga	8040
aatgcctgag	acattcaaat	gtccaacagg	caatgaacat	acccatagat	ggatcatgact	8100
ttagcaagaa	tagaggaaga	tcacagaatt	aaggaggaa	tgaagggtaa	aagaagtggga	8160
gtcagattcc	cctgaaaaag	tgagccatga	aaggaaacttt	aactattgag	ttagagggtca	8220
gagtaggaaa	tttcggtgga	attctttttt	aaagaaagga	accatataag	catgttttga	8280
ggtagaggga	gaataaatca	gtagacagg	agaggtaaaa	aacataaatg	ataggggata	8340
gttgacaaa	gtcttggcag	aatcccttac	ccattgactt	ggggccaaga	gagggacact	8400
tctttgtttg	agggataagg	aaaataagaa	agaatgggtg	ctatttagtg	tggtcctgtc	8460
tctagggcaa	acgcataggt	aacaaactgt	gtgtgttagg	aatatagatg	tgacctaca	8520
ttgagattct	cacctcaaat	ccattttgtt	gttacctgta	ccttcctacc	ttctcttttt	8580
gtacatgca	gactgctggt	ttgtcttcct	ggcctgttcc	aggtttcagc	attctggcat	8640
atctgctacc	ctgttcccaa	acctctctag	agtcctgct	ccttccttg	atagtgtttg	8700
attggggcac	gtatctaaga	agtgatgcct	tcagttaggc	ctgagaacct	cctctatgga	8760
aatctccatc	agtgacctg	acagacttgg	tatcttgag	atgtcactgc	tccagcctg	8820
tggtctagga	gaatctcagc	ctgggcctct	agtagtatgg	ataaggcgtt	aaggtatctt	8880

-continued

tgaaccagag	tctgtcatat	tcctcaatgt	gggacagata	aaacagtgg	agtgctgg	8940
tttctgagct	agaactctgg	tttttggct	agattctttg	atgtatgacc	tttcagaggt	9000
attaaaaattt	gttctaatac	aatgttcaat	acaaatgtag	ttccttttct	gttaggacct	9060
caacaaaaca	tgaccaactg	tagatgaaca	ttaaactatg	acaattcatg	gaaatgaata	9120
cagtaatacc	tgcggttccc	ccatttttagc	agtcactatg	gtgacatttg	gcacaaatgg	9180
ctatttaagg	gtgcttttgt	taaaacctac	catcttacta	ggcacatgat	attgaaacta	9240
atgaaataat	ggagaaactt	cttaaaaact	tttaatgaat	aaagtgatga	agtgataata	9300
ttttagctgc	tatttataaa	gtgactatta	cagggtcaaac	attcttctag	ggtttttttg	9360
ttgaagttgt	cacatttaat	ccttaataac	ccactatgag	tcagggtattc	ttctctcccc	9420
tttgagcagt	tggggaaatg	ggggtcagag	aggttaggtg	atttgctcag	ggccacacaa	9480
cctgcatgta	gaaaatctga	gatttgtaca	ggaacgtatc	aaactctgaa	gtccatgctt	9540
ctattttccc	atgctgcctt	tctaataaaa	ggtaactaat	gctactggat	gctgccccca	9600
aagtgaagta	ctttcaccct	accctacttg	attttctcca	taaaactaat	cacatcctga	9660
caacttattt	attgctgata	tccccacta	gattataaac	tcaataaaa	caagatcctt	9720
gtctgctgaa	tatcagtacc	taaaacgctg	tctagcacag	agcaagtaat	taatatattgt	9780
tgaatgaaca	aataaaggaa	aaaaattcaa	aggaagaaaa	agccctaaaa	cagatgttta	9840
cctaacata	cattttaaaa	gaaagcatat	aacaaattca	ggacagaatt	taaatttgat	9900
tttttaaa	gaaataacca	tgctagctgg	gcacagtggc	tcacacctgt	aatcctagca	9960
ctctgggagg	ccgaggcagg	cagatcactt	gaggtcaaga	gttcaagacc	agcctggcca	10020
acatgggtgaa	acctgtctct	actaaaaata	cagaaattat	ccaggcatgg	tggcagggtcc	10080
ctgtaacccc	agctactcag	gaggctgagt	caggagaatt	gcttgaaccc	aggaggcaga	10140
gggtgcagtg	ggccaagatt	gcaccactgc	actccagcct	gagtaacaaa	gcaagactct	10200
gtctgaagga	gaaggaaaga	aagaaggaaa	gaaggaaaga	aggaaagaag	gaaagaagga	10260
aagaagaaaa	gaaagaaaga	aagaagaaaa	gaaagaaaga	aagaagaaaa	gaaagaaaga	10320
aagaagaaaa	aagaagaaaa	gaaagaaaga	accaagtgtc	tatttgggac	ctactatgct	10380
atgtttttcc	atgcacgcta	ttttcagtaa	agcagtttagc	aaacttgcaa	gatcataaca	10440
acaaatata	gcttctataa	ctctaaaatt	gtgctttaag	aagttcctct	ttaccagctc	10500
atgtatgcat	tagtttttcta	agagttacta	gtaacttttt	ccctggagaa	tatccacagc	10560
cagttttattt	aaccaaagga	ggatgcttac	taacatgaag	ttatcaaattg	tgagcctaag	10620
ttgggccagt	tcatgttaat	atactccaga	acaaaaacca	tcctactgtc	ctctgacaat	10680
tttacctgaa	aattcatttt	ccacattacc	aaggagccag	ggtaggagaa	tatagaaaga	10740
ccaccaaga	atccttactt	ctttcagcaa	aatcaattca	aagtaggtaa	ctaaacacat	10800
gccctaacaa	tgaatagcag	attgtgctca	gaagaatgat	ctacaacatc	ttactgtgaa	10860
ggaactactg	aaatattcca	ataagacttc	totccaaaat	gattttattg	aatttgcatt	10920
ttaaaaaata	ttttaagcct	aaatttttaa	aggtttgata	ttggtacatg	aatagacaaa	10980
cagacatgga	ctagaccaag	aattaggttc	aaacatatat	aggaatttaa	tatacgataa	11040
atctagtatt	caaagggaac	caacaaatgg	tggttcagaca	gcaggatagg	catcaggaaa	11100
aacacagttg	ggcacccctac	cttactccta	acaccaggag	taactgaagg	agcaccaaat	11160

-continued

at ttat tttat	tttaattata	gttttaagtt	ctaggggtacg	tgtgcacaac	atgcagggttt	11220
attacatagg	tatacatgtg	ccatgtttgt	gaggagcacc	aaatatttaa	aagaaaaaaa	11280
ttggccaggg	gcggtggctc	acacctgtaa	tcccagcact	ttgggaggcc	aagggtgggca	11340
gatcacctga	ggtcgggagt	tcgagaccag	cctgagcaac	atggagaaac	cccctctcta	11400
ctaaaaatac	aaaattagcc	aggcatggtg	gcacatgcct	gtaatcccag	ctacttggga	11460
ggctgaggca	ggagaatagc	tttaactctg	gaggcacagg	ttgcggtgag	ctgagatatt	11520
gcactccagc	ctgggcaaca	agagcaaaac	ttcaactcaa	aaaaattaat	aaataaataa	11580
aaataaagaa	agaaaagaaa	aaaatgaaaa	tagtataatt	agcagaagaa	aacaccgtag	11640
aatcctcgga	ctcttaggat	ggggaatgcc	tataatataa	aaaccctgaa	gttataaaaag	11700
agaaaaatc	ctacatacaa	accaaactct	tctacatgcc	taaaacatag	cacaaacaca	11760
gctaataat	catagctgaa	tgaactggga	aaacaaaact	tgactcatat	ccagacagag	11820
ttaattttoc	tacacataaa	gagtacctat	ataaacccaa	caaaaaaacc	accactaacc	11880
caaaataaaa	atgtgacagg	taatgaacag	gtagttcaca	gagaatacaa	atggctcttc	11940
ggcacataag	atgctcagac	tgactttttac	ttattttatt	tttgagagac	aggggtotcac	12000
gatgttgccc	aggttaggct	caaaactcctg	ggctcaaatg	atagtaccag	gactacagggt	12060
gtgccccacc	gcacctggct	cctcaaccac	ctgtattaac	aggaaatgca	aaataaaact	12120
ttcaaatcta	ttttacctat	tagaatggca	aaaatttgaa	aaacttcaaa	catcatcatg	12180
ttggtgagaa	tgtgaggaga	ctggcactct	cattttttgc	tgatagcata	tatatactga	12240
tggtctctat	ggaagcaat	ctggcagcgt	ctatcaaatg	tacaagtgca	tatatccttt	12300
gacaaagcaa	ttccactcta	ggaatgtgtt	ctatatggtt	gtgcttctctg	gggctgggaa	12360
ctgggagcta	agggacaggg	gcagaagata	atcttctttt	ccctccttcc	ccgttaaaca	12420
tggtgaattt	tatatactgt	aatatattat	ttttcacaaa	agataatttt	taagcgatat	12480
gtctgggaat	tttttttttt	cttttctgag	acagggtctc	actctgtcat	ccaggctgga	12540
atgccatggt	atgatctcag	ctgactgcag	cctcgacctc	ctgggttcaa	gcaatcctcc	12600
cacctcagcc	tcctgagtag	ctgggactac	aggcacgtgc	catcatgcta	atttttgtat	12660
atacagggtc	tcactatggt	gccagggcta	atgtcaaact	cctaggctca	agcaatccac	12720
ccacctcagg	ctccaaagtg	ctgggattac	aggcgtgagc	caccgcgcct	ggccctggga	12780
attcttacaa	aagaaaaaat	atctactctc	cccttctatt	aaagtcaaaa	cagagaagga	12840
aattcaacct	ataatgaaag	tagagaaggg	cctcaaccct	gagcaacaaa	cacaaaggct	12900
atctctgaga	caggaatttg	ctgaacaaaa	tcgagggaag	atgacaagaa	tcaagactca	12960
cttctcggct	gggcgcagtg	gtcacacact	gtaatcccag	cactttggga	ggccgaggcg	13020
gacagatcac	gaggtcagga	gattgagacc	atactggcta	acacagtga	accagctctc	13080
tactaaaaat	acaaaaaatt	agccgggcgt	ggtggcaggt	gcctgtagtc	ccagctactt	13140
gggaagctga	ggcaggagaa	tggcgtgaac	ccagggaagc	gagcttgtag	tgagccgaga	13200
tcacgccact	gcactccagc	ctgggtgaca	gagcaagact	ctgtctcaaa	aaaaaaaaaa	13260
aagactcatt	tctctagatc	ttgagccgta	ttcaaattta	tctcagctta	gtgagagggt	13320
aaagcaagga	atatccttcc	ctgtggggcc	tgctccttac	tgaaggaag	taacggatga	13380
gtcaaggaca	ccaatggaga	aaagcactaa	caccattatc	tgatgaacat	tacgtgaaga	13440

-continued

agggtaagaa	gtgaagtga	attgctgaag	aagtcagtga	aagcggacat	tcatttgggg	13500
aaatggaata	taggaaatcc	ataaaagtga	ttaaaaagat	gttagaggct	gaggcggggg	13560
gaccacaggg	tcaggagatc	gagaccatcc	tggttaacac	ggtgaaaccc	catctctact	13620
aaaaatacaa	aaaattagcc	aggcgtgggtg	gcaggcacct	gtagtcccaa	ctactcggga	13680
gactgaggca	ggagaatggc	atgaacctgg	gagacggagc	ttgcagtga	ccgagatcac	13740
gccactgcac	tccagcctgg	gtgacagagt	gagactccat	ctcaaaaaa	aaagttagat	13800
acgagagata	aagatccaac	agacacacaa	ctgctaattc	tgaacagaac	aaaacaaatg	13860
gcacaggaaa	agaaaattta	agatataaca	ccggaaaact	ttcctgaaat	tgagtaactg	13920
aatctatagc	ttgaaaggtt	ttagcatatg	ccaagaaaa	tcagtagagt	ccaaccagca	13980
caagacacat	ctagcaaggc	tggtgattct	accaacacag	agaaagaagt	gggtgacca	14040
taatgcggaa	aaaggcagac	catctgcagt	cttctccaga	acactggagt	ctgaagacaa	14100
aagaatgctg	cctactgagc	cagaaggggag	agaaagtga	ccaacacatc	tttaccaagt	14160
tagaatgtca	cgcattatct	aaaggctgca	aaagccatga	aagacatgaa	agaacacaag	14220
catttacaac	atgaaagaac	acaagcatto	tcatactcaa	gaatccttaa	gaaaaatgta	14280
gtcctaattc	agcccatga	aagttaaatg	tacttaattg	gtcattaat	gggaacttca	14340
tagcttcaaa	tcagtctggt	cccatctacc	aacatctctc	gcccggtttt	cctgcaatag	14400
tcagcacctt	tcctctctcc	cagtcttgto	ccctggagtc	tgctctcagc	atagcagagt	14460
gaccacatca	acaccaagt	cagagccctc	cagtgcgcac	tggtctacaa	agcccttccc	14520
acccccaccc	ccagtgccc	tcggatcct	tgtgacgtgt	ctcctgcata	ccctagcagc	14580
cctggcctcc	tcactgcccc	tcctgtacat	cagggaaggcg	actccttgag	tcttggtctt	14640
ggccgcctcc	tccacctgca	gtgagttaac	tccttacct	actctaggtc	attgctcaaa	14700
tgtcagcatc	tcaatggggc	cctccctgac	taccctatct	aaattctaca	tactcccctt	14760
gaccccatgg	acctcactca	ccctattcca	cttttattct	tacaatttag	cacttgttct	14820
cttctaactg	attctaagac	ttactcattt	attacattgt	ttgccacccc	ctctagtaca	14880
taaactccag	aggggcaggg	atttctgtct	atttattcat	ttctttatcc	ctaggacata	14940
gaacagggca	tagttcagag	tattcaatgt	tatcaatgaa	tgaactagca	gtagtaccag	15000
ttccagttag	gcacagaatt	aaatctaaat	agaattaaat	ctcatgggtct	gggttaacta	15060
tggtatagaa	attagatata	attttaagaa	gcctagaaag	aaaaaatata	taatgtaaaa	15120
ataatattaa	tttgataata	ataacaaaaa	ctctgccagg	cactgtgggt	caaatctgca	15180
atcccagcta	ctcaggaggc	tgagggtgaa	ggatcacttg	agaccagagt	tcaagactca	15240
gcctaggcaa	cacggcaaga	aactgtctct	aaaaaaatta	aaacttaa	ttttaaaaaa	15300
gaattctcaa	agcgtcacaa	aaactggaga	ttaagggtaca	ggaagtgtga	agtaatatata	15360
ctatgcta	ggtttttttt	tttttttagaa	aggtataacc	aaaagatttc	tttctcaagt	15420
cgataaactg	agaaagataa	gcatactctc	caattaacag	agggggagga	aaagccagat	15480
acaacaaaaa	aagatataaa	ttagtttcca	gttgaaaaca	agagtaggag	ttattttgca	15540
tcacctcacc	tgtgacctcc	cccagcccaa	aaaacactac	tgataaacag	ggtagaaaaag	15600
catcatctca	gataaagcag	gaaaaactgc	cacagtctca	aaccacaaac	tataagcaca	15660
cacctggcca	accctgccaa	gtctgggctc	agtaggagga	acgtgctgag	agctaggatg	15720

-continued

taccaactta	gacattctgt	gggatacaga	tgtccctgga	agggtcacac	catctcaaag	15780
gcacctgtaa	tgccactga	ttacagccac	catatgtgag	agagaaactc	agggcactta	15840
gagagtataa	caagaacctt	atgtcatctg	agatgaggaa	tcctcagccc	tgcaaatata	15900
ccaactcttt	agaacaactg	gcaaaacata	aatatccaca	acttttgttt	cagtaattcc	15960
actcttagat	atcaatccaa	agtacatgag	acagcagata	cacacacaaa	atggtattta	16020
ctgcagcatt	gtttataata	gcaaaaaaca	agaaataatc	catatgtctc	aataggatac	16080
tgggtacatg	agggatgta	cccatcattc	aaccatcaaa	aagagtata	tggatgtcca	16140
cagatggaca	taaaaagctg	tgtgttacgt	gaaaacaaac	tcaagcagca	gcaggatggg	16200
cttatgatag	tcagtatgag	ctaatttctg	gaaaaaaaaa	tctagtgtgt	gcacagaaaa	16260
catctgaaa	aacagaaaca	aaactatcag	cagaatattg	agatgtttta	ctaagttgta	16320
tatctatact	gcttgtaatt	tttaccctaa	gcaagaatta	ctttttggaa	aaagaaaatt	16380
caggaaataa	agcatttctt	taaacttcat	gtttaaaca	atggtgatgg	aataaaagag	16440
ttcttattca	tcataaacac	acacagcaca	catgcacgca	tgtgcgtgag	cacacccttt	16500
acttgataaa	taccatgttg	aatatttttag	tcttctcttt	taggttctat	cccttccactc	16560
aaaatgcggt	tataaataaa	tgtacttttc	atgtgccttc	tgccctaaacc	cactttaata	16620
taactttaca	gtccatttat	cattatagtc	tcaaagctag	actcagcctg	aaactaccct	16680
ttcatttgga	acccttatta	aaatgccaca	tacagctcct	tcaaataaaa	acaaacccta	16740
ggacctgaca	ctaggcttcc	tttgttgcta	ctcataatgg	ccaagttctg	tgcttataat	16800
acatcttctt	tcattttatt	gtacatatc	caagggtttt	atatgttttt	cttattatat	16860
cttaattcaa	aacaccatca	cgctcttttc	cagatgaaaa	taaggaaaag	aaattgagca	16920
actgactgac	ttaaaggcca	taaaactata	tagtagcaga	gtcagcaaaa	gaagaaacac	16980
acatctccca	agtagaggct	gaaaaccagt	accattcacc	tccagggtga	gctatataca	17040
gattacaaag	tcaccttctc	taaatgttca	aactgaatcc	catacccata	ctttaccact	17100
acctcgtaag	aacagcctca	gatcttggtta	tagccttttt	tttagcatgc	tgaagccaat	17160
aaaatgcttc	ccattcagca	agagaacaa	gttctgaaac	actgaataat	ctgcccaggg	17220
cctatgaaca	tttccactgt	gagaaatgtt	ctccactgtg	tggagaagat	ccttactctt	17280
ctccacacag	gcagaacatt	agaaaaattc	ttggattcta	tgatgcacag	cttaggagtc	17340
tgttttagcac	aatttaagtc	caaatagtta	ttaaatactc	ctctgttcca	gaaacagtgc	17400
taaatactgt	gaatataaaa	attgaaaaga	tactctcctg	gctcccaaga	aagtcagcca	17460
gatagaggag	acacaggcac	acaaatcact	gtcacatgaa	gctctacctc	cctaacttca	17520
aacgaggggc	taagtcacca	agaatacagt	agcagttgtg	actacgagta	actactataa	17580
ttcaatactt	tatcttccct	tagaaaaactc	ttctcccttg	gaaatttatt	tgcatattcta	17640
aataaccattc	cttactaaaa	ggaagcaggg	ctccttgggg	aaatagctga	ttctaggtgt	17700
ggactatgaa	atgaaaatgg	tgagctctgg	acatcccatg	ttgccagaa	atcaaggaaac	17760
tgcccaaaag	ttaacagagt	catgttaaat	ggacctaaag	gtgaaccaga	aggagctcac	17820
tttgccccgc	gtggaacaat	ttcaagaaaa	acatgacagt	aatgaattat	aaaacatgaa	17880
ttaaaataca	tattggtact	aaaaagagaa	caaaggatg	tggctttgga	taaagctctt	17940
cttcatggaa	gaataaccagc	taataaatgt	aaaggaaatg	agagaattag	aaaaattatc	18000

-continued

attttgtaaa	ccttaataata	ttcacctaga	catgctaaaa	ccactgagta	aaaggctgct	18060
tgggaagagg	atgctcacat	gatctcagag	tttcacacca	cagataattt	attagataca	18120
ggaaggaaga	tgtgatcaag	cttcctgtga	ccccagcca	ggccccacaa	cactatgtgc	18180
ctccttgta	tgtgggagct	acacagcatc	gccacacag	cttctcgcca	aaactgtttg	18240
aagctaata	caaggaaga	actggacagc	ttctgacat	gagacgctcc	accagacaac	18300
ttgcttgccc	tctccaaaga	aacttgcttg	gcctctcaa	agaaaactca	gtttcattta	18360
aaaacaaaa	taattattta	aaaacaaacg	aaaagcaagt	tgtggacttg	agctccaggg	18420
acagagcaga	catacttttc	cctgttcttc	ccagtaagt	gtaataaaaa	ccctcaacac	18480
tagatataaa	acaaatataa	gaaggttctg	gaaggggaag	aggaggcaga	ctatccaggt	18540
gccttgaggc	ccacagaaca	accagtgat	gggttcaact	ggtctctttt	ttgcttcatt	18600
atctcagact	tggagctgaa	gcagcaggca	acttcaaaac	accaaggggc	acagattgaa	18660
aagccccaa	aaaagcctgc	cctctctagc	caaaggacca	ggaaggagac	agtctaata	18720
gatggaacac	atttagacag	taactgccca	tttaccagca	ataactgagc	agggagccta	18780
gacttcagct	cttgtagga	cgtaccaagg	tacccaacac	ccccaccaag	gctgagtaag	18840
gactgcgact	tttatccctg	catggcagta	gtaaggagcc	catccctcac	ccgccagcag	18900
tgtcagggga	acctggactt	ccactccac	ccaggagtga	tgaggccctc	cctgctgggg	18960
tcatgtcaga	ggaggcctag	tggagattca	gtgacttaac	cttttccag	agataatgag	19020
gccacctttc	ctccctcttc	ccccatggtg	acagtgaag	cactgtggca	agcagtaggc	19080
actcctaccc	ctcctagcca	gggaggtatc	agggaggcca	agtagggaac	cagaataccc	19140
acaaccaccc	agcagcaaca	ggggtccccc	acccattgg	gtgtcaatgg	aagcagagcg	19200
gaaagcctgg	atatttacc	ccatctagaa	gtaacaagct	gatgtccccc	ttcttctact	19260
acaatgggtg	tcaaacacag	tttaataaag	gtctagagtc	tgataacgta	ataccctaat	19320
cgttgaagtt	ttcattgag	atcatttata	ccaagagtca	ggaagatccc	aaactgaaag	19380
agagaaaaga	caattgacag	acactagcac	taagagagca	cagatattag	aactacctga	19440
aaggatgtta	aagcacatat	catagcctc	aacaggctgg	gcgcggtggc	tcacgcctgt	19500
aacccacgca	ctttgggagg	ccgaggcagg	tggatcaca	gatcaggaga	tcgagaccat	19560
cctggctaac	acggtgaaac	cccgtctcta	ctaaaaatac	aaaaaaaaat	agcaaggcat	19620
ggtggtgggc	acctgtagtc	ccagctactc	gggagcctga	ggcaggagaa	tggcatgaac	19680
ctgggaagag	gagcagtgag	ccgagatcgc	accaccgcac	tccagcctgg	gcaacagagc	19740
aagacttcgt	ccccaaaaaa	aaaaaaaaaa	aaaaaaaaagc	ctcaacaaac	aactacaaac	19800
gtgcttgaaa	caaatgaaaa	aaaaatcttg	gcaagaaat	aaaagatata	tattttggcc	19860
agggtcagtg	gctcacagcc	tgtaatccct	gcactttggg	aggctgaggc	aggcggtatca	19920
cctgagggtca	ggagtttgag	accagcctga	ccaacatgga	gaaaccccg	ctctactaaa	19980
aatacaaaat	tagccagtc	tgggtggcaca	tgctgtaat	cctagctact	caggaggccg	20040
aggcaggaga	atcgcttgaa	ctcaggaggt	ggaggttgcg	gtgagccgag	atcccgccat	20100
tgcacattgc	actccagcct	gggcaacaag	agcaaaactc	catctcaaaa	aaatagatac	20160
atattttta	ggaaatttta	gaattgaaaa	atacagtaac	caaattgaat	ggaaagacaa	20220
catagaatgg	agggggcaga	caaaataatc	agtgaacttc	aacagaaaat	aatagaaatt	20280

-continued

acccaatatg	aagaacagaa	agaaaataga	ctggccaaaa	aataaagaag	aaaaaagagg	20340
agcagcagga	ggaatgatgg	aaaaagagaa	aggaaggaag	gaagggaagg	agggagggaa	20400
ggagtgaagg	agaaagtctc	aaagacctct	gagactaaaa	taaaagatct	aacacttgtc	20460
atcagggtcc	aggaagagaa	caaagatggc	acagctggaa	acgtattcaa	aaaataatag	20520
ctgaaaactt	cccaaatttg	gcaagagaca	taaacctata	gattcgaaat	gctgaacccc	20580
aaataaaaaa	cccaataaaa	tccacaccaa	aatacatcat	agtcaaactt	ctgaaaagac	20640
gaaaagagaa	aacgtcttga	aagcagtggg	tgaacaaca	cttcattgat	aagggaaaaa	20700
caattcaagt	aacagatttc	ttacagaaat	taagggaagg	agaaggaaat	gacacaatgg	20760
ttttcaagt	ctgaagaaaa	agaagtgtca	acacaaaatt	ctagattcag	taaaaatatc	20820
cttcaagaat	caatgggaaa	tcaagacagt	ctcagataaa	gcaaaataag	agaatatgtt	20880
gccagcagat	ctccctaaa	ggaatggcaa	aaggaagatc	atgcaacaga	ccaaaaaatg	20940
atgaaagaag	gaatccagaa	acatcaagaa	gaaagaaata	acatagtaag	caaaaataca	21000
tgtaattaca	ataaaatttc	tatctcctct	taagacttct	aaattatatt	gatggttgaa	21060
gcaaaaatta	taacctgtgc	tgaagtgcct	ctactaaatg	tatgcagaga	attataaatg	21120
gggaaagtat	aggtttctat	acctcattga	agtggtaaaa	tgacaacact	gtgaaaagtt	21180
acatacacac	acacacgtaa	gtatatataa	atatatgtgt	gtatatgtgt	gtgtatatat	21240
atatatacat	ataatgtaat	acagcaacca	ctaacaacac	tatacaaaga	gataataacc	21300
aaaaacaatt	tagataaatt	gaaatggaat	tctaaaaaat	attcaaatac	tctacaggaa	21360
gacaagacaa	aaagagaaaa	aaagaggagg	acaaactaaa	ttttttaaaa	acataaataa	21420
aatggtagac	ttaagcccta	acttatcaat	aattacataa	atgtaaatga	tctaattata	21480
tcaattaaaa	gacagagata	gcagagttaa	tttaaaaaa	tagctataag	aaacctgctt	21540
tgggctgagt	gcagtgactc	acacttgtaa	tcccagcact	tcgggaggcc	aaggcgggtg	21600
gatcacctga	ggtcaggagt	tccagaccag	cctggacaac	atggtaatac	cccctctcta	21660
ctaaaaatac	aaaaaaatta	gccaggcatg	gtggcacacg	cctgtagtcc	caactactca	21720
ggaggctgog	acacaagaac	tgcttgaacc	cgggcagcag	aggtagcagt	gggccaagat	21780
tgcgccactc	cagcctgaac	gacagagtga	gactccacct	cagttgaaaa	acaaaaaaga	21840
aacctgcttt	aaatatacca	acatatgttg	gttgaaatta	aaagaataaa	atatatcatg	21900
aaaacattaa	tcaaaagaaa	ggagtggcta	tattaataac	ataaaataga	cttcagagaa	21960
aagaaaatth	caagagacag	gaataaaaag	atcaagaaaa	gatccctgaa	gaaaagcagg	22020
caaatcaatc	attctgcttg	gagattcaac	accctctctt	aacaactgat	agaacaacta	22080
gacaaaaaaa	tcagcatgga	gttgagaaga	acttaacacc	actgaacaac	aggatctaata	22140
agacatttac	ggaacactct	acccaacaat	agcaaaataa	acattctttt	caagtattca	22200
ctgaacatat	ccttagaccc	taccctgggc	cataaaacaa	agctcactag	tgattgccga	22260
aggcttgatg	ggacagtgga	agagctgcat	ggggaggagg	aagggtgacag	ttaaagagtg	22320
taggatttct	ttttgggata	atgaaaatgt	tccaaaattg	attgtggtga	tggtggcgca	22380
actctacaaa	tataaaaaag	gccattgaat	tgtacgtttt	aagtgggtga	aacatatggt	22440
atgtggatta	tatctaacgc	tttttaaaaa	cttaacacat	ttcaaagaat	agaagtcata	22500
cagagtgtgc	tctactggaa	tcaaactaga	aagaggtaac	tgagggataa	cgagaaaagc	22560

-continued

ctccaaatac	ttgaaaactg	gacagcacat	ttctaaaatc	atccgtgggt	caaagatatt	22620
catttctgat	attcattttt	attgtttaat	gtatttttaa	aaatttctta	agggaaataa	22680
actgactaaa	aatgaatatg	gctgggtgcg	gtggctcacg	cctgtgatcc	cagcactttg	22740
ggagggccgag	gctggtggat	cacaagatca	ggagttcgag	accagcctgg	ccaagatggt	22800
gaaaccccg	ctcaactaaa	aaactacaaa	aagtagccaa	gcgcagtggc	gggagcctgt	22860
ggtcccgct	acttgggagg	ctgaggtagg	agaatcgctt	gaacacaggc	agcagaggtt	22920
gcagtggagc	aagattgtgc	cactgcacgc	cagcctgggc	gacagagact	gcctcaaaaa	22980
aaaaaaaaa	aaaaagaata	tcaaaatttg	tgggacatag	ttaaagcaat	gctgagaggg	23040
aaatttataa	cactaaatgt	ttacattaga	aaagagaaaa	agtttcaa	aatagtctc	23100
cactcccatc	tcaagaacac	agaagatgaa	gagcaaaata	aacccaaagc	aagcaaaaga	23160
aagaaaaat	aaaaataaat	cagtataatt	gaaaacagaa	acacaataaa	gaaaatcagt	23220
gaaacaaagt	actgattctt	cgaaagatta	ataaaattga	caaacctcta	gcaaggctaa	23280
caaacaaaaa	agaagaaga	cacggattac	cagttattag	aatgaaagca	taattagaaa	23340
caactctaca	cattataaat	ttgacaatgt	agatgaaatg	gactaattac	tgaaaaaaca	23400
caaattacca	caactacccc	aatatgaaat	agataattgg	gatagcctga	taactactga	23460
gaaaattgaa	tttgtaattt	taacactctt	aaaacagaaa	cattaaactt	aatattttat	23520
aaatattaga	taaggtaatt	atacccttcc	ttaacaaata	aaaacgacaa	attattttgc	23580
agctaagag	atgtatgtac	tgtgaaaaat	atcttcagaa	aaatagaact	ttgtttgaag	23640
aataaggatt	taaaaaatgt	ttttaactct	caagaagcaa	atatctgggc	ccagatggtt	23700
tactgaaga	attctaccaa	atgtttaatg	aagaattacc	accaactcta	catagcatct	23760
ttgagaaaa	tgaagagaag	ggaacatctc	ccagttcatt	ttatgaagt	ggtgttactc	23820
tgatactaga	actgtataag	gacagctact	cttgacacac	tgccatggg	tagctctgct	23880
ctgcaggaac	agtcagaaaa	aaaaaaaaa	gaagcactgg	acaagggcag	tataaaaaa	23940
gaaaactggg	ccaggtgcag	tggctcacac	ctgtaatctc	agcactttgg	gaggctgacg	24000
ctgggtgatc	acctgaggtc	aggagtttga	gactagcctg	gccaacatgg	taaaaccctg	24060
tctctactaa	aatacaaaaa	ttagccagcg	agggtggtgg	ggaaaataaa	aaggaaaaaa	24120
aaacaaaaat	aaactgcaga	ccaatatcct	tcatgagtat	agacacaaaa	ctccttaaac	24180
tccttaacaa	aatattagca	agtagaagca	atatataaaa	ataattatac	accatgatca	24240
agtgaggactt	attccagaaa	cgcaagtctg	gttcaacatt	tgaaaacaag	gtaaccact	24300
atatgaacgt	actaaagagg	aaaactacat	aatcacatca	atcaatgcag	aaaaaagcat	24360
ttgccaaaa	ccaatatcca	ttcatgatac	tctaataaga	aaaataagaa	taaaggggaa	24420
attccttgac	ttgataaagc	ttacaaaaga	ctacaaaagc	ttacagctaa	cctatactta	24480
atggtgaaaa	actaaatgct	ttcccctacg	atcaggaaca	aagcaaggat	gttcactctc	24540
attgctctta	tttaacatag	ccctgaagtt	ctaacttggt	caaaacgata	agaaagggaa	24600
atgaaagacc	tgcatagttg	caaagaagaa	ataaaactgt	tcctgtttgc	agatgacatg	24660
attgtctcat	agaaaatgta	aagcaactag	gggtaggggg	gcagtggaga	cacgctggtc	24720
aaagataacc	aaatttcagt	taggaggagt	aagttcaaga	tacctattgc	acaacatggt	24780
aactatactt	aatatattgt	attcttgaaa	atactaaaag	agtgggtggt	aagcgttctc	24840

-continued

accacaaaaa	tgataactat	gtgaagtaat	gcatacgtta	attagcacia	cgtatattac	24900
tccaaaacat	catgttgtag	atgataaata	cacacaattt	tatctgtcag	tttaaaaaca	24960
catgattttg	gccaggcaca	gtggctcata	cctgtaatcc	cagcatttta	ggaggctgag	25020
gcgagcagaa	aacttgaggt	cgggagtttg	agaccagaat	ggtcaacata	gtgaaatccc	25080
gtctccacta	ataatacaaa	aattagcagg	atgtgggtggc	gtgcacctgt	agaccagct	25140
acttgggagg	ctgaggcacg	agaattgctt	gaacaaggga	ggcagagggt	gcagtgagct	25200
gggtgccact	gcattccagc	ctggtgacag	agtgagactc	catctcaaaa	aaaataaaaat	25260
aaagcatgac	ttttcttaaa	tgcaaagcag	ccaagcgtag	tggctcatgc	ctgtaatccc	25320
accactttgg	gagggcagg	caggcagatc	acaaggtag	gagtttgaga	ccagcctgac	25380
caacatggtg	aaaccccatc	tctactaaaa	aatatataaa	ttagccaggc	atgtgtagtc	25440
tcagctactc	aggaggctga	ggcaggagaa	tcacttgaac	cgggaggcag	aggttgagct	25500
gttgagccac	cgcactccag	cctgggtgag	agaacgagac	tccgtctcaa	aaaaaaaaag	25560
caaaataaac	taatttttaa	aacactaaaa	ctactaagtg	aattcagtaa	gtcttttagga	25620
ttcaggatat	atgatgaaca	tacaaaaatc	aattgagctg	gacaaaggag	gattgtttta	25680
ggtcagtagt	ttgaggctgt	aatgcacaat	gattgtgcct	gtgaatagct	gctgtgctcc	25740
agcctgagca	gcataatgag	accacatctc	tatttaaaaa	aaaaaaaaatt	gtatctctat	25800
gtactagcaa	taagcacatg	gtactaaaaa	ttaaaaacat	aataaatact	gtttttaatt	25860
gcctgaaaaa	aatgaaatac	ttacatataa	atctaacaaa	atgtgcagga	cttgtgtgct	25920
gaaaactaca	aaacgctgat	aaaagaaatc	aaagaagact	taaatagcgt	gaaatatacc	25980
atgcttatag	gttggaatac	ttaatatagt	aaagatgcca	attttatcca	aattattaca	26040
caggataaca	ttattactac	caaaatccca	gaaaaatttt	acatagatat	agacaagatc	26100
atacaaaaaa	gtatacggaa	atatgcaaa	gaactagagt	agctaaaaca	aatttgaaaa	26160
agaaaaataa	agtggaaga	atcagctctat	ccagtttcaa	gacttacata	gctacagtaa	26220
tcaagactgt	gatattgaca	gaggacagc	tatagatcaa	tgcaacccaa	tagagaacta	26280
agaaagaagc	acacacaaa	atgcccaaat	gatttctgac	aaagggtgta	aaacacttca	26340
acgggggaag	atatgtctct	cattaaagg	tgtagagtca	ttgcacatct	ataggcaaaa	26400
agatgaacct	gaacctcaca	ccctacagaa	aaattaactc	aaaatgactc	aaggactaaa	26460
cataagatat	acatctataa	aacatttaga	aaaaggccac	gcacggtggc	tcacgctcgt	26520
aatcccagca	ctttgggagg	ccaaggcagg	tggatcacct	aaggtcagga	gtttgagacc	26580
agccggatca	acatggagaa	gccccatctc	tactaaaaat	acaaaattag	ctggacgtgg	26640
tggcacatgc	ctgtaatccc	agctacttgg	gaggctgagg	catgagaatc	gcttgaaccc	26700
ggggggcaga	ggttgccgtg	agccaagatc	acaccattgc	actccagcct	gggcaacaag	26760
agcaaaactc	caactcaaaa	aaaaaaaaaa	aaaggaaaaa	tagaaaatct	ttgggatgta	26820
aggcgaggta	agaattctct	acacttgatg	ccaaactaag	atctataagg	ccagtcgtgg	26880
tggctcatgc	ctgtaattcc	agcacttttg	tcaactagat	gaaaggatata	tgggaattca	26940
ctgtattatt	ctttcaactt	ttctgtaggt	ttgacatttt	tttagtaaaa	aattggggga	27000
aagacctgac	gcagtggctc	acacctgtaa	tcccagcact	ttgggaggcc	ggggcagggtg	27060
gatcacacgg	tcaggagtgc	gagaccagcc	tggccaacat	ggtgaaaccc	cgtctctacc	27120

-continued

aaaaatataa	aaaattagcc	gggtgtcatg	gtgcatgcct	gtaatcccag	ctactgagga	27180
ggctgaggca	ggagaatcac	ttgaacctgg	gaggtggaag	ttgcagtga	ccgagattgt	27240
gccactgcac	tccagccttg	ggtgacagag	cgagactccg	tctcaaaaga	aaaaaaaaaa	27300
aaagaatatc	aaacgcttac	tttagaaact	atttaaagga	gccagaattt	aattgtatta	27360
gtatttagag	caatttttat	gctccatggc	attgttaaat	agagcaacca	gctaacaatt	27420
agtggagttc	aacagctggt	aaatttgcta	actgtttagg	aagagagccc	tatcaatatc	27480
actgtcattt	gaggtgaca	ataagcacac	ccaaagctgt	acctccttga	ggagcaacat	27540
aaggggttta	accctgttag	ggtgttaatg	gtttggatat	ggtttgtttg	gccccaccga	27600
gtctcatggt	gaaatttggt	ccccagtact	ggaggtgggg	ccttatttga	agggtgtctga	27660
gtcatggggg	tggcatatcc	ctctgaatg	gtttggtgcc	attcttgacg	gaatgagtga	27720
gttcttactc	ttagttccca	caacaactgg	ttattaaaaa	cagcctggca	ctttcccca	27780
tctctcgctt	cctctctcac	catgtgatct	actggttcc	ccttcccttt	atgcaatgag	27840
tggaaagcag	ctgaagccct	cgccagaagc	agatagtgat	gccatgcttc	ttgtacagcc	27900
tacaaaacca	tgagcccaat	aaaccttttt	tctttataaa	ttatccagcc	tcaggtattc	27960
ctttatagca	agacaaatga	accaagacag	ggggaaatca	acttcattaa	aataatctat	28020
gcagtcacta	aacaaataag	aacaagaggc	tccagaagtg	ggaagccaat	accagagtt	28080
cctacaatac	agtatctgaa	aagtccagtt	tccaaccaa	aaatatatat	atacaggccg	28140
gacatggtag	cttatgtctg	taatcccagc	actttgggat	gctgaggcgg	gcagatcacc	28200
ctaggtcagg	agttcgagac	cagcctggcc	aatatggcaa	aaccccgctc	ctactaaaaa	28260
tacaaaaaatt	agccaggcat	ggtggtggat	gcctgtaatc	ccagctactc	gggaggctga	28320
ggcagggaat	cacttgaacc	caggaggcag	aggttgcagt	gagccgagat	cacgccactg	28380
aactccagoc	tgggcaacaa	agtgagactc	cacctcaaaa	aaaaaaaaaa	tatacatata	28440
tatatgtgtg	tgtgtgtgtg	tgcgcgctg	tgtgtatata	cacatacaca	tatatacata	28500
tatacagaca	cacatatata	tatgaagcat	gaaaagaaac	aaggaagtat	gaaccatact	28560
ttctgtggtt	atgataggat	ggggtatcac	gggggaagta	gacaaggga	actgcaagtg	28620
agagcaaaca	gttatcagat	ttaacagaaa	aagactttgg	agtaaccatt	ataaatatgt	28680
ccacagaatt	aaagaaaagc	gtgattaaaa	aaggaaagga	aagtatcata	acaatattac	28740
tccaaataga	gaatatcaat	aaaggcatag	aaattataaa	atataatata	atggaaattc	28800
cggagttaga	aggtagaata	actaaaattt	aaaattcact	agagaagggt	caacactata	28860
tttgaaactg	cagaagaaaa	atttagtgag	acaaatatac	ttcaatagac	attattcaaa	28920
tgaaaaataa	aaagaaaaaa	gaatgaagaa	aaataaacag	aatctcagca	aatgttgga	28980
caccattaat	cacattaaca	tatgcatact	gagagtaccg	gaagcagatg	agaaagagga	29040
agaaaaata	ttcaaatgat	ggccagtaac	ttcctagatt	ttgttttaa	agcaataacc	29100
tatacaatca	agaaactcaa	tgaattccaa	gtaggataaa	tacaaaaaga	accacaaaca	29160
gataccacct	ggtaaaaatg	ctgtaagtca	aaaacagaga	aaatattgaa	agcagctaga	29220
ggaaaactta	taagagaacc	tcacttacaa	aagaacatca	cttataaaag	aaccacaata	29280
atagaaacag	ttgacctctc	atcagaaaca	atgaatgata	acatatttga	agtgctcaaa	29340
gaaaaaaaat	aaagattcct	atatacgaca	aagctgtctt	tcaaaaaatat	acatccaaaa	29400

-continued

ggattgaaac	cagggtcttg	aagagttatt	tgtacatcca	tggtcatagc	agcattatct	29460
acaatagcca	aaaggtagaa	gcaacccaag	ggtccatcga	caaataaata	aaatgtggta	29520
tatgtatata	caatggaatt	tattcagtat	taaaaaggaa	tgaattcttg	acacatgcta	29580
caacatgggt	aaaccttgag	aacactatgc	taagtgaat	aagccagcca	caaaggaca	29640
aataccatat	tacttcactt	gtatgaaata	cctagggtag	tcaaattcag	agatagaaag	29700
taaaacagtg	gttgccaagg	gctgagggag	ggagtaacgt	ggagttattg	ttgaatgggt	29760
acagaatttc	agttttgcaa	gataaaaaga	gttctggaga	cagatgggtg	tgaggggtgt	29820
acaacaatac	aaatatactt	tatactactg	aacagtatac	ttaaaaatga	ttaacatggt	29880
gaaaccccg	ctctactaaa	aatacaaaaa	aattagctgg	gtgtgggtgg	gggcacctgt	29940
aatcccagct	acttgggagg	ctgaggcagc	agaattgctt	gaaaccagaa	ggcggaggtt	30000
gcagtgaagt	gagattgcgc	caccgcactc	tagcctgggc	aataagagca	aaactccgtc	30060
tcaaaaaata	aaaaataaaa	aaaattttaa	aatgattaag	caggaggcca	ggcacgggtg	30120
ctcacacct	taatgccagc	actttgggag	gccgaggcag	gcgatcactt	gagaccagga	30180
gtttgagacc	agcctggcca	acatggcaaa	accctgtctc	tgctaaaaat	acaaaaatta	30240
gccaggcatg	gtggcatata	cttataatcc	cagctactgg	tgagactgag	acacgagaat	30300
tgcttgaacc	caggaggcag	agattgcagt	gagtcgagat	cgcgccactg	aattccagcc	30360
tgggcgacag	agcaagattc	tgtctcgaaa	aaacaaaaac	aaaaacaaaa	agcaaaacca	30420
aaaaataatt	aagcaggaaa	cgagattgct	gctgaggagg	agaaagatgt	gcaggaccaa	30480
ggctcatgag	agcacaacac	ttttcaaaaa	atgtttaatg	attaaaaatg	taaattttat	30540
atgtatctta	ccacaaaaaa	aagggtctgg	gggcaggaaa	tgaaggtgaa	ataaagacat	30600
cccagagaaa	caaaagtaga	gaatttggtg	ccttagaaga	aacaccacag	gaagttcttc	30660
aggctgaaaa	caagtgacc	cagagggtaa	totgaattct	cacagaaaat	tgaagcatag	30720
cagtaagggt	tattctgtaa	ctatgacact	aacaatgcat	attttttcct	ttcttctctg	30780
aatgatatta	aaaagcaatt	gcataaaata	ttatatataa	agcctattgt	tgaacctata	30840
acatatatag	aaatatactt	gtaatatatt	tgcaaataac	tgacacaaa	agagttggaa	30900
caaagctgtt	actaggctaa	agaaattact	acagatagta	aagtaatata	acagggaaact	30960
taaaaaataa	attttaaaaa	atttaaaaa	aataattaca	acaataatat	ggttgggttt	31020
gtaatattaa	tagacataat	acaaaaatac	cacaaaaagg	gaagaagaca	atagaactac	31080
ataggaataa	catttttggt	tctaactaga	attaaattat	aaatatgaag	tatatctctg	31140
taagttaaga	cacacatggt	aaaccctaga	tactaaaaag	taactcacat	aaatacagta	31200
aaaaaataa	taaaataaatt	aaaatgtttg	tattagtttc	ctcagggtac	agtaacaaac	31260
taccacaaat	tgagtggcct	aacacaactt	aatgtatatt	tctcccagtt	ctggaggcta	31320
aacacctgca	atcaagggtga	gtacagggcc	atgctccctg	tgaaggctct	aggaaagaat	31380
cctcccttgt	ctcttcacgc	ttccagtgtg	totcagtaac	cctaagtgct	ccttggtctg	31440
tagctatatc	attcctagca	accagaaaga	agaaaataat	aaagattatg	gcaaaaaata	31500
atgaaatcaa	aaggagaaaa	atggaaaaaa	ataaataaaa	ccaaaagcta	gttctttgaa	31560
aagatcaacc	aagttaacaa	accttttaac	tagactgaca	aaaaggaggt	aagactcaaa	31620
ttactagaat	cagaaataaa	agaggggaca	ttactaatga	gggattagaa	agaataacta	31680

-continued

cgaacaaatg	tgtgccaaaca	aattagaaaa	cttagatgaa	atggacaggt	tcctaggaca	31740
acatcaacta	ccaaaattta	ctcaagaaga	aagagacaat	ttgaatgagc	tataacaagg	31800
gaagagactg	aattgacaac	caagaaacta	tccacaaaga	aaatcccagc	cccagaagat	31860
ttcactgtga	aattctttca	aacttataaa	tataaattaa	catcagttct	tcacaaactc	31920
ctccaaaaaa	aagaacagat	ctctattttac	aggcgatagc	atcttttagaa	aatcctaagg	31980
gaactactaa	gacactatga	taactgataa	acaagttcag	caaggctgca	ggatagaaaa	32040
ccaatatata	aaaaatctatt	atattttctat	acacttgacg	tgaacaaccc	aaaaatgaga	32100
ttaagaaaaa	aattcaattt	acaataacat	caaaaagaat	aaaaacactc	aaaaataaat	32160
ttattcaagt	aagtgcacaa	cttatactct	agaagctaca	aaacactggt	aaaagaaatt	32220
aaaggtttac	ataaatgaaa	aactatccca	tgttcacgga	tcaaaagact	tattactggc	32280
aatgctctcc	aaattgatct	ataaatccaa	caaaatcctt	atcaaaatcc	cagatgaggc	32340
tgggggtggc	ggttcacgac	tgtaatccca	gcactttggg	aggctgaggc	acgcagatta	32400
cctgaggtgc	ggagctcgag	atcagcctga	ccaacatgga	gaaaccctat	ctcttctaaa	32460
aatacaaaat	tagtcaggcg	tggtggcaca	tgctataaat	cccagctact	cgggaagctg	32520
aggcaggaga	atcgcttgaa	cccaggaggc	agaggttgca	gtgagccaag	atcgtgccat	32580
tgactctcag	cctgggcaac	aagagcaaaa	ttccatctca	aaaaaaaaaa	aaaaaaaaatc	32640
ccagatgact	tcactgttga	aattgaaaag	attattctaa	aattcacatg	gaattgcaag	32700
accttgagaa	tagccaaaac	aaacttgaaa	aacacgaaca	aaatatagga	tgactcactt	32760
gccaatgcaa	aatgttacga	cacagcaaca	gtaatcaaga	ctgtgtggta	ctggcaaaaag	32820
acacatacat	acatacatat	caatggaata	taattgagag	tacagaaaca	agcctaaaca	32880
tctatggtaa	gtgcttttct	atttttttct	tttttttttt	cttttttgta	gagatagaat	32940
ctcaccatgt	tgcccaggct	ggtcttcaac	ttctgggctc	aagcaatcct	cccactgtgg	33000
cctcccaaa	tgctgggata	actggcatga	gccaccacat	ccagcccaga	tgattttcaa	33060
aaaagtcaac	aagaccattc	ttttcaacaa	ataggtctgg	gatgatcaga	tagtcacatg	33120
aaaaaaaaaa	tgaagttgga	ccctccatca	cactaaagtg	ctgogattat	aggcatcagc	33180
caccacatcc	agcccaaatg	attttcaaaa	aggtaacaa	gaccattctt	ttcaacaaat	33240
aggctctggg	taatcagata	gtcacatgaa	aaaaaaaaatg	aagttggacc	ctccatcaca	33300
ccatatgcaa	aaattaattc	aaaaatgaat	tgatgactta	aacgtaagag	ttacgactgt	33360
aaaactctta	gaaggaaaca	tacgggtaaa	tcttaaagac	gttaggtttg	acaaagaatt	33420
cttagacatg	acacccaaa	catgaccaac	taaggtaaaa	tagggtaaat	tgtacctacc	33480
aaaatgaaaa	acctttgtgc	tggaaggac	accatcaaga	aatggaaagc	caaaatagcc	33540
aaggcaatat	taagcaaaaa	gaacaaagct	ggaggcatca	tactacctga	cttcaaagca	33600
acagtaacca	aaacagcatg	gtactagtag	aaaaacagac	acatagacca	atggaacaga	33660
ataaagaacc	caaaaataaa	tccacatatt	tatagtcaac	tgatttttga	caatgacacc	33720
ccttcaataa	atgatactag	gaaaactgga	tatcgatatg	cagaagaata	aaactagacc	33780
cctatctctc	accatataga	aaaatcaact	cagactgaat	taaagacttg	aatgtaagac	33840
ccaaaaactat	aaaactactg	gtagaaaaca	taaggaaaaa	cgcttcagga	cattgggtcca	33900
ggcaaaagatc	ttatggctaa	aacctcaaaa	acacaggcaa	caaaaacaaa	aatggaaaaa	33960

-continued

tagcacttta	ttaaaactaaa	aagctcctgc	acagcaaagg	aaacaacaga	atgaaaagac	34020
aacctgtaga	atgggagaaa	atatttgcaa	actatccatc	catcaaggga	ctagtatcca	34080
gaacacacaa	gtgactaaaa	caactcaaca	gcaaaaaagc	aaataatctg	gtttttatat	34140
gggcaaaaga	tctgaataaa	cattctcaaa	ggaagacata	caaagtgcac	tatcattctg	34200
ccagtagcac	actgtcttga	ttacttggtt	gtgtataaat	ttttaaattg	ggaagtgtga	34260
gtcatcctac	actttgttct	tgtttttcaa	gtttgttttg	gctattcttg	gagccttgca	34320
agtataaaat	agccaacaag	tatgaaaaaa	tgctcaccat	cactaatcat	cagagaaata	34380
aaaatcaaga	ccactatgag	atatcctctc	actccagtta	gaatggctac	tatcaaaaag	34440
acaaaatata	atggatgctg	gcaaagattt	ggagaaaagg	gaactcctat	acactgtggg	34500
tagggatgca	aattggtaat	ggccattatg	gaaaataata	ctgaggtttt	tcaaaaaact	34560
gaaaatagaa	ctaccatatg	atccagcaac	cctactactg	ggtattttatc	caaaggaaag	34620
aagtcagtat	actgaagaaa	tatatgcact	ctcatgttaa	ttgcaacact	gttcacaaca	34680
gccaaagacg	ggaataaatc	taaatgtgca	tcaacagatg	aatggataaa	gaaaatgtgg	34740
catatacact	caatagaata	ctattcagcc	attaagaag	aatgaaatcc	tgatcatcca	34800
gcaacatgga	tgaacctgga	ggacattata	tttaatgaaa	taagtaaagc	acaaaaagat	34860
aaacagtaca	tgttctcact	cagacatggg	tgctaaaaag	aaaatggggg	cacagaatta	34920
gaaggggagg	cttgggaaaa	gttaatggat	aaaaatttac	agctatgtaa	gaagaataag	34980
ttttagtgtt	ctatagaact	gtaggcgag	tatagttacc	aataacttat	tgtacatgtt	35040
caaaaagcta	gaagagattt	tggtatgtcc	cagcaciaag	gaatgataaa	tgtttgtgat	35100
gatggatatc	ctaattaccc	tgattcaatc	attacacatt	gcatacatgt	atcaaattat	35160
cactctgtac	ctcataaata	tgtataatta	ttacgtcaac	aaaaaaagga	aaaaaaagaa	35220
aattaagaca	accacataaa	tggaagaaat	aaaatatctg	caaattatat	atatctgata	35280
aatattttaat	atttataata	tataaagaac	tcctacaact	caagaacaac	aacaaaacaa	35340
cccaattcaa	aaatgggtaa	aagccttgaa	tatacactta	tctaaagact	atatacaatt	35400
ggccaataaa	gacacgaaaa	gatgtccaac	atcactagtc	atcagggaaa	tataaatcaa	35460
aaccacaatg	tagaatgtag	acaccacttc	atatgcacta	ggatggctag	aataaaaagg	35520
taataacaaa	tggttgtaag	gatgtgaaaa	aatcagaaac	ctcattcgct	gctgttggga	35580
atgtaaagtg	atgcagccac	tttggaanaa	agtctggcag	ctcctcaa	tattaaatac	35640
agagttaccg	tatgacccag	gaatatccct	cctgggtcta	taacccaaaa	aatgaaaaca	35700
tatatccaca	taaaaacttg	tacatgggca	tttatagcaa	cattattcat	aacagcaaag	35760
gtggtaagaa	cccatatgcc	catcatctga	tgaacaggta	aataacatgc	ggtattatcc	35820
atacactaga	atattatctg	cccatacaag	gagtgacatc	cagctacatg	ctacaaggat	35880
gaatctcgga	aaccttatgc	taagtgaag	aagccagtca	caaataacca	cagattatga	35940
ttccatgcat	cggaatgac	cagaatagg	aaatctatag	agacagaaag	tagattatgt	36000
gttgggtggg	gctgggagga	caggtagtac	actactttcc	cagaactact	ggaacaaagt	36060
accacaaaact	ggggagctta	aacatagaaa	ttgatttcct	cacagttctg	gagactagga	36120
ctctgagatc	aagggtgcag	cagagctggg	tctttctgag	ggccctgagg	caaggctctg	36180
tcccaggcct	ctctccttgg	ctggcagggt	gccatcttct	ccctgcgtct	tcacatcatc	36240

-continued

ttttctctgt	gtgtgccc	gtccaaattt	tgattggctc	attctgggtc	atggccaatt	36300
gctatgcaca	aagtgaagtc	tacttccaaa	agaagggaag	agggaacact	gactaggcta	36360
aacttatagt	cattttaatg	tccgcttttc	ctatgagatt	gtgaacacac	agaagtaggg	36420
tttttatcta	cattgtgcaa	agtttaataa	gaaaaataga	attcaagaga	agcagttcaa	36480
tagcaggaat	ttaatatggg	aactaattac	aaggtttagg	gcaggactaa	aaagccagtt	36540
gggatggta	gccaaaccag	agattagcaa	cagtgggacc	ccatctacct	accacccatg	36600
aagctggaag	gataaaggag	gggtatttat	cagagtccac	aagccagtgt	cagagtcctt	36660
ggctggagct	gggaccaccc	tagagacact	gtgcaaagca	gaaaacaagg	gggaaaaacc	36720
ctgactttct	ccttcctccc	acotttcaat	ctcccactag	tgcttcctac	tagccatact	36780
tggccagaga	cagtgaacag	gaacactgca	aatgaagtt	tgtaggaatc	atctccctct	36840
gagacagaga	aatatggaag	ggtagaaaat	gaatcagagg	ataaagagaa	aaaaccctga	36900
gtactatctt	atttatcttt	gtatctccag	tgctaatct	gtctctcaaa	aaaggaaagc	36960
aattgagaga	aactgaaaac	tccaattgaa	atgaaagaat	ggagaattac	tggactagaa	37020
gagaagagaa	aaattttatt	cgcataagag	aaacaagaat	ggattcacia	aggacgtgat	37080
gaatgaaaag	ctataatcag	caaagatttg	ccagagaaat	taaaaagtgg	taaactcagc	37140
cacgctgtac	aacctgaagg	cacaatgcat	gaaaacgttt	caagaaatga	caagatttga	37200
agtcaaatcc	taagtgtctt	tccagaatct	ctcaagacga	ttatatagct	accccathtt	37260
attaaaaaaa	atggaaactt	actaaacttt	ccccttgtat	taaactaaca	tatgtcctaa	37320
tagcaaacga	ttctggaatt	cctagagtaa	aatatatttc	gtcaaagtgt	attgctcttt	37380
taatatcttg	ctgacctcct	tttgctattt	aggatatttg	tatacacatc	acacgtaaat	37440
ttggtctata	gtttacatct	acgggcttat	actgttcttt	ttttcathtt	tttaaaattt	37500
ccaaccccca	gtatccatat	actgtctctt	atcagggtta	ttttaacttt	gtaaaatcag	37560
ctgagatgct	ttccatgttt	ttttttttta	ttttctgcca	catttgaata	gcataaggag	37620
taccaccatc	aaccttggat	tatttaagca	ttcacgattc	cacgtgtgga	ttttttattc	37680
agagtctttt	ttgtcattcc	tgctatcagc	acagaaccca	atctcagctt	tccagctata	37740
ctctcacccc	atggaatttg	cagatgaagt	tcaaaaggac	ccttgcatca	tcctgcctcg	37800
ccctcttccc	ccttcattta	gacatcacct	tcttctagaa	cgtcttacct	gacatgccct	37860
gtcccaaccc	cctgctgccc	aattgtgtgc	tctcccggtg	cctggcctgc	catcctcttt	37920
agtaattgcc	tgctccctca	tctgtctccc	caccagacga	ttaagctgaa	tagactggat	37980
ttgtgtcttg	tccatcacta	taatctcagc	acctagtacc	tagtaggtac	ttaccatgta	38040
ttcattagca	aatgtttatg	tataaccttg	caccttaaaa	acaagagaag	gaagacaaaa	38100
ttaagtctta	agactatggg	ttagaacatg	gatcagaaac	tacagtctgc	agcccaaatc	38160
cagaccaa	gaagagacca	tggtcattta	catacaacct	atagcagctt	tcacactaca	38220
ggagcagagc	taagtagttc	caagggaaca	cacggccctg	caaagcctaa	aatatttact	38280
ctatagctct	tcacagaaaa	agttttcaga	tccctcgttt	agaactcttg	ttcatatgca	38340
atttcaacta	accatagttt	tttgggtttg	tttgggtttt	tttggcaaaa	aggaatgagc	38400
cgatccagaa	aagggtgaaa	agaatgaatc	attactgctg	aaagaatgtg	cacacagtcc	38460
gtcagtatct	tgctgccatg	ctgacaccca	tccaatagtg	tcatgagatg	cagcagctac	38520

-continued

tactgtgttc	tcaatgccga	gtccacccac	tccataacca	tgtccaagca	atcttgggaa	38580
catcatcacc	atgcttgttt	atccttaagg	tattgcctca	catacagcag	tggctggtea	38640
taaagtcaaa	tgacactagt	ggccaggagg	tcaagagaat	gagtgaggac	aggtgggtag	38700
gcagcccagg	ccctagcaac	agcaggagct	cacccctcag	tcactctagc	caggactgaa	38760
atacttttca	ccctttcaag	agagactagg	aatctggatt	tttatgtgaa	atatcttgat	38820
tactaaatgt	tgtcaacaga	catgtcaaaa	ggtaaaacta	agtaagttca	tggggcagat	38880
tgactattca	ggttatagaa	ttaaggattc	ttatccaaca	cagataccaa	ccaaaaagct	38940
gacgtataac	atattaggag	aaactatgtg	cactgtcgaa	acatcaacaa	ggggctaata	39000
tctaaaatag	tctatattgg	attccagttg	aaacatgggg	aaaggacatg	aacaggcaac	39060
ttatgtcaat	ggaaactcaa	aaagataaca	agcatatata	aaagcattct	caaattcagt	39120
agtaaacaga	cagatgcaaa	taaaaaggag	gaaactgctg	ccgggcacag	tggctcacac	39180
ctgtaatccc	agcactttgg	gaggccgagg	cggggcggatc	atgaagtcag	gagatcgaga	39240
ccatcctggc	taacatgggt	aaaccccgctc	tctactgaaa	acacaaaaaa	ttagccaggc	39300
gtagtggtgg	gcaccagtag	tcccagctac	tcaggaggtt	gaggcaggag	aatggcatga	39360
acccaggagg	cggagattgc	agtgagccga	gaccatgccca	ctgcactcca	gcctgggcga	39420
ctgagtgaaa	ctccatctca	aaaaatataa	taataattat	aattataata	ataataaata	39480
gtaaataaat	aaaaagagag	agactgctaa	agtctagaaa	ggtgaatgat	gccaaagcga	39540
tgcaaaagtc	agggccttgg	gatggccggg	tgcagtggtc	cacgcctgta	atccccacc	39600
tttgggaggc	caaggccggc	ggatcatgag	gtcaagagat	caagaccatc	ctggccgaca	39660
cagtgaaacc	cggtctctac	taaaagtaca	aaaaaatata	tatatatata	tatattatta	39720
tattatatat	atatatatca	gagccttggt	aatccttggt	tgtgctggg	gaaggtagtg	39780
gtgcagccac	ccttgacagc	aatctggcag	tacttggtta	tattaagtat	aggcacacac	39840
cacgaccagg	cagtcctact	cctgggtcta	aatcccaaag	aattctcaca	caagtccata	39900
aggagacatg	tacgaggctc	attcagcatt	actgggagtg	ggaatcaacc	tgggtgtcca	39960
tctacaggag	acgagatgga	caaaatgtgg	tggatattaa	gaccagaatc	accaagtaac	40020
agagatgggt	ggtgagtgc	aatcctaaga	tacagaataa	aggctagaac	atgatgccat	40080
tcatgtaaat	taaaaataga	tgcacacaaa	gcagtatacg	cgtgaccctt	gaatagcaca	40140
ggtttgaact	gcctgtgtcc	acttacatgt	ggattttctt	ccacttctgc	tacccccaa	40200
acagcaagac	caacccctct	tcttctctct	ccccctcagc	ctactcaaca	tgaagatgac	40260
aaggatgaag	acttttatga	taatccaatt	ccaaggaact	aatgaaaagt	atattttctc	40320
ttccttatga	ttttctttat	ctctagctta	cattattcta	agaatatggt	acataataca	40380
catcacacgc	aaaataaatg	ttaattgact	gtttatatta	tgggtaaggc	ttccactcaa	40440
cagtaggctg	tcagtagtta	agttttggga	gtcaaaagtt	atacacagat	tttcaactgt	40500
gcaggcaatc	agttcccctg	acccctcat	tgttcacggg	tcaactgtat	atacacaaaa	40560
gtattatatg	aacctcatta	gaatagctgt	ctatagggag	aagagaatga	gagtgggata	40620
aaacggaatg	aacaaataaa	ccaacaaatg	cattaacaag	caaaacaaca	gaggggcttg	40680
catgggcccag	tgatgataaa	gggctaagaa	tgagaatata	attaattcaa	ttcctcacac	40740
ctgagggtcta	aaaccaagga	aaggaggggc	caggcgtgga	ggctcacgcc	tgtaatccca	40800

-continued

gcactttggg	aggctgaggc	gggcggtatca	caagattagg	agtttgagat	cagcctggcc	40860
aacacagtga	aagcccatct	ctacaaaaaa	tacaagaatt	accaggtgt	ggtggcacat	40920
gcctgtagtt	agctactctg	gaggctgagg	caggagaatc	acttgaaccc	aggaggcgga	40980
ggttgagggg	agccgagatc	acaccattgc	actccagcct	gggtgacaga	gtaagactct	41040
gtctcaaaaa	aataaaaaaa	ataaaaaaac	agagaaaggg	aggaaactag	atccaggctg	41100
actagataca	gccttttagag	ttagaaaaa	tgatttgaca	atctaagccc	acactcagat	41160
tgaatgaaat	tgaaaagcct	ttcaaaactaa	aacatttaat	tacaccatct	gctgcagaca	41220
gaactcagac	aactcaaa	ggtaattgtca	gcgtgggtgtt	ttatatcacc	accctcaaca	41280
cagaataaaa	atcagctgca	tgtgaagcag	tgactagaat	gaagaaaagg	ctgcttctta	41340
cttccttcta	gtggttcttt	ccgaaaacat	taataggcac	cagctctatg	catgtcacc	41400
tgaggggaga	catgggggtat	ataactatga	cttactgttc	attcctcaag	gaattoccaa	41460
tcttgtggaa	gattatacac	aatgaggcaa	caaaaactat	ccaataaaac	cacggaaaag	41520
aagccagtga	caaagaagcc	agtgatgaaa	ggccctgtga	gcagagctga	tggtccatttg	41580
gggaagaaag	accaacatgg	atgggggtga	tcagggtggc	tccgtgggaa	agctggaaga	41640
gaagtggcag	atctctgagc	tggtatgatgg	gccactacca	tctgtatatg	gctaattaaa	41700
gaccatgtgt	ggatttttta	ttcagctctt	tcgtgtcatt	cctgctatca	gcacagaacc	41760
caatctcaac	tttccagcta	tattgagcta	aacttctcac	ctcatggaat	ttgcagataa	41820
agttcaaaa	gatccttgcc	ttttcaaaat	aattttgaat	ggttgagtag	tccctctgtg	41880
ctctctcaot	gacaccctct	caaggctgct	gagcacgtgc	catgctatgg	ctttctccaa	41940
catcaggaaa	tggtctccac	tcagtttcac	cttaatacaa	atgtgttctc	tcttcagaga	42000
aggcaaaaa	attcatgacc	atctgactgg	gagaagtcac	ttctaggtaa	agtgccatc	42060
ttttcttgag	gaacacagga	ggaaaatctt	acagaaaaga	gttaacacag	caggccctaag	42120
actgcttttt	aaaataaata	aataaataaa	taaataaata	aataaataaa	taaataaata	42180
aataaatgaa	tgatagggtc	ttctgtattg	gccaggctag	tctcaaatc	ctggcttcaa	42240
gagatcctcc	caccttggtc	tcccacagtg	ttgggattat	agacatgagc	cattgtgctt	42300
ggcccaagac	tgttattctt	aaaaagtctc	ataaaaagca	tggttaatcc	ttggctggca	42360
cctgggaact	tagatttcag	aagggttccc	accatccaac	ctggaaaagag	ggactcactg	42420
tgccataaatt	attgtgtggt	ttatgctgaa	ctcctgcttt	tcttcaggta	gcgtggaatg	42480
tggtatgtgc	tggtcgaagg	gggcctgcat	gaccagcccc	caataaaaaac	cctgggtgtt	42540
gggtctctag	tgagtttccc	tggtagacag	catttcacat	gcgttgctac	agctccttcc	42600
tcggggagtt	aagcacatc	atcctgtgtg	actgcactgg	gagaggatgc	ttggaagctt	42660
gtgcctggct	tcctttggac	ttggcccat	gcacctttcc	ctttgtgat	tgtgctttgt	42720
atcctttcac	tgtaataaat	tacagccgtg	agtacaccac	atgctgagtc	ttccaagtga	42780
accaccagat	ctgagcatgg	tcctgggggc	cccaacaca	gaaataaatt	ataaagacc	42840
aaggactggg	catgggtggc	catgccggta	atctcagcgc	tttgggaggc	cgaggcagga	42900
ggaccagtta	agcccaaaag	ttcaaagtta	cagtgcacta	tgactgcgcc	aatgcactct	42960
aacctgggag	acagagcaag	accctgtccc	caaaacaata	aactaaacac	atacttctgc	43020
cttccaagtg	tcttaaaatt	caatggaatg	gtagaaacat	ttttaaaaca	ctaaatcaaa	43080

-continued

agaaacctgg	aaaacaagag	tgccgatggc	caactaaaat	gtctaggaaa	tttctgaaaa	43140
gtaaaaagta	ctcagaacca	gattacctga	gcaaaccata	gccaataca	agcttgggag	43200
gaggctgtta	tgcalaagga	aatggtaaca	ggtttccagg	aacagacttg	taacagcaga	43260
tagaacagca	gaggtagaac	ctgacaaggt	gattacctgg	ggaactgcag	tctgaatgac	43320
caggactgtt	ggacccttcc	cctcacatgg	aatacacacg	ccactcagca	gcacaccaca	43380
gctcttcaac	aatcacagga	ggcacgctac	gcctagtaag	acaggaaaaa	aggaattctc	43440
aaacttcgaa	gatgaacaca	taaagaatca	ccaagttttt	attcagtatg	atgaaacagg	43500
gacactgaat	caacagaaca	caaacccaag	caaagataat	tactagagca	catagaagaa	43560
attattagat	attcttggga	agacctaaag	ggacattata	aagagcaagc	agttggtatg	43620
tgacgatctt	tgtgatatac	caagaataa	aaacacagga	tgaagaccag	atagagaata	43680
atgctactat	ttgtgcaaaa	aaggagaaat	ggagaatctg	attcatattt	gcttgatatt	43740
gcatgaagaa	actttggaag	gtacataagt	aactaacaac	aatggttacc	tacttgtaag	43800
gcgagagaaa	taagaggaca	ggaatgggtg	gaacaccttt	tgtgtccgga	attggtgggt	43860
tcttggtctg	acttgagaaa	tgaagccgtg	gacctctcgc	gtgagcgtaa	cagttcttaa	43920
agggcggtgtg	tctggagttt	gttccttctg	atgtttggat	gtgttcggag	tttcttctct	43980
ctgggtgggt	cgtagtctcg	ctgactcagg	agtgaagctg	cagaccttcg	cggcgagtgt	44040
tacagctctt	aagggggcgc	atctagagtt	gttcgttctt	cctggtgagt	tcgtgggtct	44100
gctagcttca	ggagtgaagc	tgacagacct	cgaggtgtgt	gttgacagctc	atatagacag	44160
tgacagacca	aagagtgagc	agtaataaga	acgcattcca	aacatcaaaa	ggacaaacct	44220
tcagcagcgc	ggaatgcgac	cgcagcacgt	taccactctt	ggctcgggca	gcctgctttt	44280
attctcttat	ctggccacac	ccatatcctg	ctgattgggtc	cattttacag	agagccgact	44340
gtccattttt	acagagaacc	gattgggtcca	tttttcagag	agctgattgg	tccattttga	44400
cagagtgtctg	attggtgcgt	ttacaatccc	tgagctagac	acagggtgct	gactgggtgta	44460
tttacaatcc	cttagctaga	cataaagggt	ctcaagtccc	caccagactc	aggagcccag	44520
ctggcttcac	ccagtggatc	cggcatcagt	gccacagggtg	gagctgcctg	ccagtccgc	44580
gccctgcgcc	cgcactcctc	agccctcttg	tggtcgatgg	gactggggcgc	cgtggagcag	44640
gggggtgggtc	tgtcagggag	gctcggggccg	cacaggagcc	caggaggtgg	gggtgggtca	44700
ggcatggcgg	gccgcaggtc	atgagcgctg	ccccgcaggg	aggcagctaa	ggcccagcga	44760
gaaatcgggc	acagcagctg	ctggcccagg	tgctaagccc	ctcactgcct	ggggccgttg	44820
gggcccggctg	gccggccgct	cccagtgcgg	ggcccgcaca	gcccacgccc	accgggaact	44880
cacgctggcc	cgcaagcacc	gcgtacagcc	ccggttcccg	cccgcgcctc	tccctccaca	44940
cctccctgca	aagctgaggg	agctggctcc	agccttgccc	agcccagaaa	ggggctccca	45000
cagtgcagcg	gtgggctgaa	gggtctctca	agcgcggcca	gagtgggcac	taaggctgag	45060
gaggcaccca	gagcgagcga	ggactgccag	cacgtgtca	cctctcactt	tcatttatgc	45120
ctttttaata	cagtctggtt	ttgaacactg	attatcttac	ctattttttt	tttttttttt	45180
tgagatggag	tcgctctctg	tcgccagac	tggagtgcag	tggtgccatc	ctggctcact	45240
gcaagctcgc	cctcccggtt	tcacaccatt	ctcctgcctc	aacctcctga	gtagctggga	45300
ctacaggcaa	tcgccaccac	gccagcgtaa	ttttttatatt	tatttttttt	ttagtagaag	45360

-continued

cgaggtttca	ccatgttagc	cagatggtct	caatctcctg	acctcgtgat	ccatccgcct	45420
cggcctccca	aagtgtggg	attacagacg	tgagccactg	cgccctgcct	atcttaccta	45480
tttcaaaagt	taacttttaa	gaagtagaaa	cccgtggcca	ggcgtggtg	ctcacgcctg	45540
taaccccagc	actttgggag	gccgagggcg	gcggatcacg	aggtcaggag	atcgagatca	45600
tcttggttaa	cacagtgaag	ccccgtcgct	actaaaaata	caaaaaatta	gccgggctg	45660
gtggtgggca	ccggcagtcc	tcgctactgg	ggaggctgag	gcaggagaat	ggcgtgaacc	45720
tgaggaggag	agcttgagc	gagccgagat	agtgccattg	ccttcagacc	tgggcgacag	45780
agcgagactc	cacctcaaaa	aaaaaaaaaa	aaaatagaga	ccgggaaagt	taaaaatatg	45840
ataatcaata	tttaaaaaa	ctcaagagat	gggctaaga	gttgacggaa	caaatctaaa	45900
tattagattg	gtgacctgca	aaaccagccc	aaggaacatc	ccagaatgca	gcccataaag	45960
ataaagagag	catttccgct	gggcacagt	gtatggcagg	ggaattgcct	gagtccaaga	46020
gttcgaggtc	acattgaacc	acaccattgc	actccaggcc	tgggcaacac	agcaatactc	46080
tgtctcaaaa	aaaaaaaaaa	ttaaattaaa	aaagacagaa	tatttgagag	aaaaaatgc	46140
ttatttcaag	aaacatgaaa	gataaatcaa	gatattctaa	ttcccaagta	agaataattc	46200
cagaagcaga	aaatagaata	gaggcaagga	aacactcaaa	acttctccag	tgccatagaa	46260
atgtgtatta	atctttagaa	tgaaacggac	taccaaatgc	tgagcaggaa	gaacaaaaga	46320
gatccactct	taagccagt	tggtgcccaa	gcgcagtggc	tcatgcctgt	aatcccagca	46380
ctttgggagg	ccgaggcagg	tggtcacct	gaggtcagga	gtttgagatc	agtcaggcca	46440
acatggtgaa	acctgtctg	tactaaaaat	acaaacatta	gctgggtatg	tggtgcaca	46500
tctgtaatcc	caactacttg	ggaggctaag	gcaggagaat	cacttgaaac	caggagggtg	46560
aggttgtagt	gagccgagat	catgccacac	tcccagcctg	ggtgacagag	caagattcca	46620
tctcaaaaaa	aaaatccact	cctagacaaa	taatagttaa	attttagaac	accaaggaga	46680
aagaaaaaaa	attgtaaagc	ttcagagaaa	ataaacatta	actacaaaga	aacgagagtc	46740
agacgcgtgc	acttcttctc	agataccagc	agataaaagc	atatctccaa	aattcagaag	46800
gttttaacgt	agaatcctat	acccagtcaa	gaatattcac	atggaaaagt	gaaataaaaa	46860
acattgttta	aacatgcaag	ggttcagaaa	gtttaccatt	cacagaatcc	ctgaaaacaa	46920
aaccaaataa	tactttaagg	actcattaag	aaaacaaatg	aaataaaagc	accaatgatg	46980
agtaataaat	cagaaaaatt	tacagtttac	ctaaataact	gtttatgcat	aatgtatgaa	47040
aacccaaaaa	tttaatatgg	gacagaatta	aatcatgat	aagattcttt	tttgctttac	47100
tcattggagag	ttcacataaa	cagattatct	tttaatatgca	agagaaaaaa	atgtttagat	47160
atgtgtgaaa	aactaagggt	accaaaccag	tgcaaattca	tttatcatca	ggaaaatcca	47220
aattaaaacc	acagtatcca	ccagaataac	taaaaggtaa	aagacagaaa	ttaccaagag	47280
ttggcaagaa	tgtggagcaa	ccacatatat	ttctggggta	aataagttgg	tgcaaccggt	47340
actgaaaact	gtttgctagt	atctactaaa	accgagcaca	tgacagact	acaaccaagc	47400
agttccactc	ccagatacac	actcaacaga	aatgcacaca	ctcactcaac	aaaagacgtg	47460
tactagagtg	ttcatgtact	tactattcat	aatagtccaa	aatgcaaac	aaccaactgc	47520
caatcaaagt	caaatgtata	tctatattag	ggatatatac	aatggcatat	acacagcaat	47580
gagaatgaaa	tgaaccagct	cggcacagt	gttcatgcct	gtaatctcag	cactttgggc	47640

-continued

```

gggtaagcca ggcagatcac ttgagggtcag aaatttgaga ctgacctggc caacacgggt 47700
aaaacctgtc cccactaaaa acacaaaaat tagccgggca tagtggttgc aggacctgtaa 47760
ttccagctac tcgggaggct gggttgggag aatcgtttga acccgaaagc cggagggtcgc 47820
agtgagcgga gatcgtgccca ctgcactcca gcctggacga tagagcaaga ctccgtctca 47880
aaaaaggaaa tcaaaaatat aaaataagat gacaggaata atccgcaaaa gatcagtaat 47940
caaaataaat ataatgggc taaagctacc tattaaaaga caaagatttc acaccataa 48000
ggatagctac tatcaaaaaa agagagagaa taacagatgt tagcaaggat gtatggaaac 48060
tgaaattctc acgcattgct ggtgagaata taaatgggt cagcctctgc ggaaaacact 48120
atgctgggtc atcaaaaaat taaaataga agtactactt gatccaacaa ttctacttct 48180
gggtatatac ccaataaact gaaagcaggg tcttgaagag atatttgtag acccatgac 48240
atggcagcat tattcataat agctatgatg tggaaccaac ataaatatcc ttgataaat 48300
atatggataa gcaaaatgtg gtgtatacat tcaatggaat attaattagc aataaaaatg 48360
aagaaaattc tgacacatgc tacaacatgg atgaacctg agggcattac attaaatgaa 48420
ataagccagt tataaaaaa caaatactat atgagggtact atattagata ctcatgcaag 48480
gtacctaaaa taggcaaatt catagagaca aaaagcagaa tggtggttgc caggggctgc 48540
ggtaatggat acagagcttc aattttgtaa gatgaaaaa ttctggagat tggttgcata 48600
acaatgtgca cacacttaac actggggaac tgtaaaacta aaagtagtaa atggtaaaaa 48660
taaaaaaat aaataataaa ttttatgtta ttttaccaca atatttatta aaagacaaag 48720
attaactaat taaacaaaat ccagccataa gctaattgta agagtaacaa ttaaagaaga 48780
cacagaaaa tgaaaatcag tgactagaaa aagatatcc atataaatgc taacaaaaag 48840
caagtacagc aatataaaga gaatgaacaa aaaaaaaatt aaataagatg gctcgtttat 48900
tcccaaaagg tacaattcac caagaagata caagaattgt gaaccttta gcacataaaa 48960
cagcttcaaa aatacaacat ttaaagaaaa atatatatta aacatagaaa tagtacaaaa 49020
acctctacaa gaatcataat gggagtcttc aatacaactc tccatatcaa cagggtcaaac 49080
agagaaaaaa aataagttaa ggatgcagaa aacctgaatt accatcaata aacttgagat 49140
taatatagaa ctgtataccc aatatactaa gagttcaggg aacagtcgtg actgacagt 49200
gactgcaaat taatctgttc ttaatctttg ttttctttc agcactgtgg cagaatagag 49260
atcctaaaaa cttccagct acaaaacatc ttttataaaa tataaaaaaa taaaaaata 49320
actctgaaat caatagaaga cacatggtga aaccaaatt ctagaataca gggagaataa 49380
aggcattttc agatattaca aaaacagaaa attgatcatt gctgaagtaa tttctaaaga 49440
atgtacttga gggagaagaa aaatgttcca aagaaaagta tctgtgatac aagaaggaat 49500
ggaaagtga gaaatgttaa acaggtagat aaagctaata aatgttgacc tagaaaaaa 49560
caaaaacaat agcaataatg tctcgttgga agggttgaag taaaaataca attaaggcca 49620
aatgtgaggt aagtggaatg aaagaattag aagtccttgc cttgttcaca ggactgatta 49680
aataaatgag ccaggttttc cattcaaaaa gttaaaactt gaacaaaaa aactcaaatt 49740
aagtagaaag ataaaaaaca gaaattaatg tcatagaaaa ataaaaaatc aatagaatta 49800
atcaataaat cctggttaat aaaagctggt tctttgaaag gattaataaa ataatoatta 49860
agcaagtctg atcaaaaaaa aagagaaaag gtacaaaaa aagtactgta tcagaaagag 49920

```

-continued

aacatacaga	tacatacaga	tatgtaagag	tctgttttct	tacaccagaa	tactatatac	49980
aacattatgc	tagcatatat	taaatttcaa	taatgttaat	gattttctag	gaaaacagaa	50040
aatattaaat	ttactttgaa	gaaacagaaa	aactgagaaa	aataaatgat	catgaaaaaa	50100
atgaaaaggt	aattaaatac	tgatattaac	tgctaaaca	acaccagcag	cagcccaggc	50160
agtctgcagt	caagttctgc	caaacttgag	ggaacagata	attcttctat	tccagagcat	50220
agaaaatgat	ggaaagtttc	ccaatttaat	cagagaggac	agcctgatcc	ttgttatgaa	50280
cacagataaa	aatggggtaa	actatatgcc	aaactcagat	acaaaaaccc	taaataagat	50340
gctagcttat	tgatgtgaac	aatccaaaag	tgcattttaa	attagcccag	ggttttagag	50400
aaagaaaatc	tagcaatgtg	accaccactt	atgttaacaa	ttttaagacg	aaaatctaca	50460
tgatcatact	aatgcatgct	acacaaaagc	atttgggcaa	aaaacccaac	accaccctt	50520
gactttttaa	actcttagta	attaggcata	aacagaaatg	tacttaatgt	gatagaatac	50580
actcggtgaa	gatacagagg	gaatgctccc	taaaaccaag	ccaagacaa	agattcctat	50640
ttaacctcaa	tagtcaacac	tcgacgaga	gtaatctatg	gaagacaagg	aaaaaagtaa	50700
aaacatgaga	gacatctggt	gtttaacaga	caataagatc	acctacttgg	aagaggcaaa	50760
cgaatcaagc	gaaaaactat	taaaactgag	acaggcttta	gtatggaggc	tcagcttcag	50820
ctgtagtttg	ggctaccaa	ttcaactcgc	ttgcttgagg	agttaatcct	gcaaagctaa	50880
tttctgttga	ggtattagga	ttgacaagcc	tgtgctcctc	cctcctcccc	catcttcaac	50940
actgaataaa	cacggtgttt	ggaactggat	aacagaatct	tccaaaaaca	aaaattgtcc	51000
tgaagggtcg	acttgctgcc	ttactcaaaa	aacactttat	ctgotgctcg	cagctcctac	51060
agttgctggt	ggataagcct	gccaacccagc	tcggcgtaat	tcttcctgca	gagggcaagg	51120
aagagcactt	tcacaggaaa	atttttttcc	gaactgtatg	ccgcttatta	cataaaactta	51180
cgtgctggaa	aatggagctc	cagcaaaata	agatattcag	agtcaaacct	ccttaggaaa	51240
aaaaaaaaaa	aaaagcaagc	acataacact	aatttccttg	catgggcact	ggggaaggag	51300
gtcgttactt	ccgcacgccc	gcaggctccg	accaccggga	aaccacggg	caccgcgcgc	51360
tgcccccggt	ccttccagg	gcaactgcgc	gcgcgcgcgc	agctgacccg	ggatgcgcag	51420
ccctagccct	tcccctgtca	ccccggccag	gaaggggcgg	gagcgcggcg	gacgccgagg	51480
gcgaagggtc	tctcggctct	ctgcaccacg	cagcaccccc	aaggcacaac	agggagggtg	51540
cgaggaggtc	ccgagaccca	ggagccgggg	ccgggcgtgc	ccgcgcacct	gtcccactgc	51600
ggcgagggtc	gggtgcgcct	ccaggccgcg	agctgtcggg	agccacctgg	ctctcagtc	51660
cggtccctg	cgacaaccct	cgggcccgga	ggggaggagg	cgccacctg	ccgctgccac	51720
ctgcggcacc	ggtcccaccg	ctccgggccc	ggcaggacag	gccaggacgt	ccctcctggg	51780
ctggggacag	gacacgcgac	gaggggaccg	ggggccccgc	ggcgaagacg	cagcacgcct	51840
tcccagaaa	gcagtcccg	gccccacga	cggactgccg	gacccccgcg	ctcgcccgcc	51900
catcccttca	gaccacgcgg	ctgaggcgca	aagagccggc	cgcgggcgcg	gctggcgcg	51960
cggtagtagc	tcaccggccc	cgctggctca	gcgcgcgcgc	aacccccagc	ggccacggct	52020
ccgggcgctc	actgatgctc	aggagaggga	ccgcgcctcc	gccggcgctc	ccagccatcg	52080
ccgcagggg	gcgagcgca	gccgcgcggg	gctcgctggg	agatgtagta	cccgaccgc	52140
cgctgcgc	gtcctccttc	agccggcggc	cgggggcccc	ctctctccca	gctctcagtg	52200

-continued

tctcatctcc	ctatctgctc	atcctctggt	cgcacataat	cgatgtttgg	gcgtcccaag	52260
ccagatgtgg	accccatthc	cgcactctac	actggagggt	ttctaagggt	ggtgcccgga	52320
ccagcagctt	cagcctcatc	tgggaacttg	agaaaatgca	gattctccgt	cccaccagc	52380
ctattcgggt	tttctgcaac	taaaacccatg	aaggtggggc	ccagcagtc	acattctcgc	52440
aagcccgctc	agtgattctg	aggcgccctc	cagtttgaga	gctatgctca	cggcctcacc	52500
tccgccccgc	aaggagcccg	gtcttgccctg	tggcgctagc	cgcacacgga	cacctcatcc	52560
tgcggggccc	gccccccgcg	tgcacctca	cgcaccaacg	cctcctccgg	gatgcagcgg	52620
aggcgccctg	aagtcggcaa	ggtcaacatc	cccctcagca	tcttccctac	cctcacggct	52680
cctcctccag	gggtgcctca	tggccagggg	ttagaaagag	ccactgtgtt	tcttgacatg	52740
gaagtggcct	aagaccttaa	tgaaaactgc	aggagtggaa	tgacagaacc	tttggtcata	52800
cttgaggggc	tgaagctcaa	atgaggagga	aggaaaggat	ccagggagaa	taaccaaccc	52860
tggcaagtgt	tggcgcccg	gtagaggggc	gagcctaggc	tagcggttct	cgaccagggc	52920
cgggtgttgc	cctcctcgcc	gccccgcgta	catttgggga	ggtctggaga	catttttggg	52980
tgtcatgatg	cgggagttgc	tactgttgcc	taagtgggta	gacacgaggg	tgctcctcaa	53040
catcctacct	gaaggacag	actgccccac	aaggaagaat	gatccggccc	caaataagaa	53100
accctggggt	ggtcagcaac	aaccctttg	ttctgagaag	agaggaggaa	agaataaaaag	53160
aagtgggggt	aagttttggt	ttggtagagg	aaacttgaag	acattttcac	tggaaaggaa	53220
gagaggaaga	ggaggagat	gtctgtaagg	acgagcaaac	cgggtgacag	ctgatttcct	53280
catattgaag	taatgagtcc	tagttataat	aaattcctaa	taaaaaccca	gtttatccct	53340
gcaataaact	tgcttttttt	ttttaaatat	actgcttgat	tctgtttgct	aatattttat	53400
ttacaggctt	tgcatgata	tgcaaaaatg	agatgggcaa	taattttctt	tttgaatgtc	53460
taatgttgtt	tggtttcaga	atcaatgtta	tgctcacatc	ataaaaaatt	tggaaaccgag	53520
gcaggaggag	tgcttagagg	cagaagttcg	agaccagtct	aggaaacaca	gtgagacccc	53580
cccctctcta	caaaaaaaaa	aaaagaaaaa	aaaatgggca	tgtttgcttt	ttccttttac	53640
tctgaacaat	ttaaggagca	ttaaaattat	ctattctttg	aggtttgatc	atttccagat	53700
taaaaatggt	cctcccagcc	tgatgcttcc	tttggggagg	gtaaatcttt	taaggctaga	53760
aaagtttctt	ctgtggcaat	tttattatth	acattttaaa	aattattcta	gagttaattt	53820
tgataaagca	tgtatttctt	aaaacaaatt	atcctttttt	tccagatgtt	caagtgtatt	53880
tgcataaagt	tgaggaaagt	agtcttttgt	gaatctttta	acttctccca	aatatcttat	53940
tttgtgtatt	tttgcttctt	tattttgtta	acttttaaaa	gtgtattttt	ttttcaaaga	54000
atcagctctt	aggtttatgt	ttttggttat	actggagctt	ttttcttctt	cttttttaaaa	54060
tattttttct	cctttatttt	ttagacgtat	tttgatctaa	cgtaatcgga	agaaggtaaa	54120
ttagaatctt	ttgttactat	tgtgttttta	tttctcctta	tttctctgaa	gtcctgcttt	54180
ataaatagta	ccatgttatt	tgtgcataaa	tattcatttg	tcttatattc	ttgggaattt	54240
tcccacttca	tcataaaatg	acottccttg	tctcatttaa	tgtgttcaaa	ctttgccctg	54300
aatttaactt	tgtctgatat	tttaccatcc	tgctgaattt	tgtttgttac	cccaaacaac	54360
ctttgctggt	ttcgtctttt	ctgaaccctt	tatttttaggt	aatoccttga	attagagcac	54420
taagttttgc	tttgtgatta	aatctgaaaa	tctttatctt	gccatagatg	agttgagccc	54480

-continued

tattcatgtg	acagctatat	tatgctgttt	catagccctt	ttggtccttt	tttcaactctt	54540
gcattgcata	ttttgtgttt	attgtgtttt	gtgtttcttc	tgataatttg	gaaggtttgt	54600
atttttatct	agggagttgc	cttataatca	tactccgcaa	tacacatcgt	cctcagtttc	54660
ttcagactgt	ctgttaactc	cctattctga	ataaaaatga	cattgtaatt	tccctctttt	54720
ttctttaccc	cttttcttct	cctcacctaa	tgtaaataat	tttatccttc	tttagtattt	54780
gcttttttaa	ttaactacat	ttataaatat	ctttatcact	tgatttttaa	atcagctttg	54840
aatgagatat	ttggattcct	agatataaaa	gatgttaatt	ataccatttc	cacgttagta	54900
ggtttataaa	atcacatact	ctgctgtgta	accataatcc	cacgttttgt	ttagttccac	54960
tcctacagtt	aaaagattca	gaagtattat	taacagttat	tttgccatag	ttttttcccc	55020
aaccttattt	gtggttaagt	atgatcctgc	tttagtttct	taagaataat	ttatagagca	55080
gagtgtgggt	gctcacgttt	gtaatccag	cactttggga	gacaagaggt	agaaggatcg	55140
cttgaagcca	gcagttcaag	accaccctga	gcaacatagt	gagaccttgt	ctctacaaaa	55200
aattttaaaa	tttagccaga	cgtagtggcg	tgtgcctata	gtcccagcta	ctcaggaggc	55260
tgaggcaaga	ggattgctag	agcccagaag	tttgaggctg	cagtgcacct	tgattgtgcc	55320
actgcacccc	agtctgggca	agaaagttag	aacctatctc	tttaaaataa	caataataac	55380
ttatgaaaa	tatatccctt	gagtttttca	tgtttaaaaa	tatttgttgc	ctttatcctg	55440
taaaagtttg	agtataaatt	cttgggttat	actttattta	ttgaagaatg	tataagtatt	55500
gtcttctaga	attgagtgtt	gctgtaata	aaccagaagt	cagcctgggt	tatttttctt	55560
cagaaatgag	gtaattgccg	gccggacacc	gtggctcatg	cctgtaatcc	caacactttg	55620
ggaggcccg	acaggtggat	cacgagggtc	ggagattgag	accatcctgg	ctaactgggt	55680
gaaaccccg	ctctactaaa	agtacaaaaa	gttagctggg	catggtgggt	gacgcctgta	55740
atcccagcta	cccgaggagg	tgaggcagga	gaatggcggt	aacctgggag	gaggagcttg	55800
cagagagctg	agatcgcgcc	actgcactcc	agcctgggcg	acagagttag	actccgtctc	55860
aaaaaaacaa	aaaaaaaca	aagaagttaa	gtaattgcca	tgatgctcca	agaattatct	55920
ctttgtctat	gaaatccaga	aatctcactg	ttatacatct	tggaattatt	attctggggc	55980
aatatttctt	gggacacaat	agattgactc	tatagattta	attttttttt	tttttttgag	56040
acagagtctc	actgcaatct	cagcttactg	caacctctgc	ctcacgggtt	caagcaattc	56100
tcctgcctca	gcctcccaag	tagctgggac	tacaggcgcg	tggaacctat	cctggctaatt	56160
ttttgtcttt	ttagtagaga	cagggtttca	ccatgttggc	caggctgggt	ttgaacgcct	56220
aacctcaagt	gatccacctg	cctcagcctc	ccaaagtgtt	gggattacag	gcgtgagcca	56280
ccatgccag	cctcaattcc	tctttctatc	tggttaattt	tctgaagtgt	aaaacatttg	56340
ttctaatacg	ttatttcagt	gttcttctaa	gatgtgtaaa	gcaccctatt	cccaggtcag	56400
cccccatctt	gctagttagc	tcggctgggt	cttcacaaga	gctctgggtt	tctcctgctt	56460
aatctcaagt	acctctgtca	gcctccacct	ggtttatgat	ttggagtgtt	ttggtttttg	56520
ttttttgttt	ttgacagagt	cttactctgt	caccagcgct	ggagagcagt	ggcataatct	56580
cagctcactg	caacctctgt	ctcccagggt	tgagcgattc	tcctgcctca	gcctactgag	56640
tagctgggat	tacaggcgcg	tgccaccaca	cccggtcaat	ttttgtattt	ttagtagaga	56700
tggggtttca	ccatgttggc	cagggtgggt	ttgaactcct	gacctcaggt	aatccacctg	56760

-continued

cctcagcctc	ccaaagtgct	gagattacag	gcgtgagcca	ccgcgcctgg	catggtttgg	56820
agttttaatc	tgtagtttta	ataaagatag	tgcttatgtt	tgtgtttctt	atatttcttg	56880
gtactcttgg	gtaatttgta	agatcccat	atctacacaa	gaagtccatt	ttcaattctt	56940
ttcttcagac	tgttttttt	attttatttt	attttatttt	tatgtttgag	atggagtctc	57000
gctgtgtcac	ttctggaggc	tgaggtgcag	tggcgcgac	tcaggtcact	gcaacctccg	57060
tctcccggtt	tcaagcaatt	ctcctgcctc	agcctccga	gtagctggga	ttacaggcac	57120
ctgccacttt	ttaatttttt	tagagacaga	gtctcgcttt	gttgaccagg	ctggagtgcg	57180
gtggtgcaat	catggctgac	tataacctcc	aaatcctggg	ctcaagtgat	cctcctgcct	57240
cagcctcctg	agtagctggg	actacaggca	catgccacca	tgcccagtta	attttaattt	57300
ttttgtagag	acaggtctct	catatgttgc	ccaggtggc	ctcctactcc	tggcctcaag	57360
taatcctcct	acctcagcct	cccaaattac	taggattata	agcatgagcc	acctgacca	57420
gccttgttct	actactttaa	tttcatatgt	taggtgacca	tgtaattgat	catccaaacc	57480
aggatactgt	aagaatgaaa	gaggctgaca	gtagtatgat	gctgggacta	gcattgtgca	57540
ctgagattat	ttctgggaaa	gcaggagata	cggtcacct	acttatagt	tgcttgcctt	57600
tggttgttgg	aatttggagt	ttctatttgc	aggcttattt	caactgggca	gccttgatcc	57660
gccctgccca	gcaatgtcac	cgttctctcc	accgggtctc	tgggaccctc	tcagtcacta	57720
tacttagctc	agttccccc	cctccactc	cctaaaagcg	taaccaggaa	tcctgcctca	57780
ggtctactgc	cgtcttccgt	gggctgttcc	agttcctatt	accagagtc	aaactcccag	57840
cattccctac	ctgattccag	acttggagtc	cagagcttta	acctcttcag	gccaaactcc	57900
cactttgcat	ttctgtccct	atatcttagt	ccatggagat	acatttcatt	tctttgagtc	57960
tacttacaaa	gtaaattttg	ctgtttttta	attttttttt	tgagatggag	tcttgccctg	58020
tcacccaggc	tggtgtgcaa	tgacgccatc	tcggctcact	gcaacctccg	cctcctgggt	58080
tcaagcgatt	catctgcctc	agcctcccaa	gtagctgtga	ttacagacag	gcaccaccac	58140
gcccagctaa	ttttttttat	cttttagtag	agacagggtt	tcaccatgtt	ggccaggctg	58200
gtcttgaatt	cctgacctcg	tgatctgccc	atctcgccct	cccaaagtgc	tgagattaca	58260
ggcgtgagcc	actgtgcccc	gccaaatttg	ctttttttat	atttcattgc	tatatgttta	58320
gaggataagt	ttacagtgtc	atatgcattc	ccaaatatta	gacccaaaaa	atctccaaaa	58380
aattagaaag	aaaatccaaa	aaatctcaaa	aaataccaaa	aagcaacaat	ctcacagacc	58440
atactcactg	acccccaata	aaataaaatt	agaaattaac	cacaacttaa	aaaataaag	58500
tactcaagtc	agagaggaaa	gaggaaataa	acatcaaaat	tacaaagtct	aggcgggtgg	58560
tcacgcctgt	aatcccagca	ctttgggagg	ccaaggcggg	cagatcacaa	ggtcagggaat	58620
tcgagaccag	cctggccaat	atggtgaaac	cccgtttcca	ctaaaaatac	aaaaattagc	58680
caggcatagt	gatgtgtgcc	tgtaatccag	ccacttggga	ggctgaggca	ggagaatcac	58740
tgaacccagg	gagacgaaga	ttgcagttag	ccaaaatcgt	gccactgcac	ttcggcctgg	58800
gtgacaaaag	gagactccat	ctcaaaaaaa	aaaaaattac	aaactcttta	gatagaaatt	58860
ttggtgtttt	tttttgagac	ggagtctcac	tctgtcgac	aggctggagt	gcagtgggac	58920
tatgtcagct	caccgcaacc	tccatctcct	ggattcaagc	aattctcctg	tctcagcctc	58980
ccaagtagct	aggattacag	gcgcccacca	ccagaccag	ctagttttta	tatttttagt	59040

-continued

agagatggtg	tttcaccatg	ttggccaggc	tggctctcaa	ctcctgacct	caagtgatcc	59100
acctgcttca	gcctcccaaa	gtgctcagat	tacaggcgtg	agccaccgca	ccccacctag	59160
atagaaattt	caacatgagg	ccgggcacaa	tggctcacgc	ctgtaatctc	agcacttcag	59220
gaggctgagg	cgtgggagga	tcacttgggc	ccaggagtgc	aggaccagca	tgggtgacag	59280
agacagaccc	tgtctctatt	tatttgaaaa	aaaaaaaaaa	aaagagagag	agaaagaaat	59340
ttcaacatga	aaagtatctc	tcaaaccctt	cgagatgttg	gcaaaaagcg	actcaaagga	59400
aaatgtatta	ctgtgtgtga	atttgcttga	aaataagaaa	gaggccgggt	gtggtggcta	59460
acacctgtaa	tcccaacact	ctgggagtcc	gaatcaagtg	gatcatgagg	tcaggagatc	59520
gagaccatcc	tggctaacat	ggtgaaaccc	tgtctctact	aaaaatacaa	aaaattagct	59580
aggcgcggtg	gctcatgcct	gtaatcccag	cactttggga	ggctgaggca	ggtggatcac	59640
ctgaggctcag	gggtttgaga	ccagcctggc	ctacatggtg	aaacctcgtc	tcttctacaa	59700
atacaaaaa	tagctgggcg	tgggtggtgg	tgcctgtaat	cccagctact	cagaggctga	59760
ggcaggagaa	tcgcttgaac	ccgggaggcg	gaggttgctg	tgagccgaga	tcgcaccact	59820
acactccagc	ctgggcaaca	gcctgggtga	cacagtgaga	ctccatctca	aaaaatacaa	59880
aaaattagct	gggtgtgggt	gcctgcgcct	gtagtcccag	ctaccgggga	ggctgaggca	59940
ggagaatgga	gtgaacctgg	gaggaggagc	ttgcagttag	ccgagatccc	accactgcac	60000
tccagcctgg	gcgacagagc	aagactcttg	tctcaaaaaa	aagaaaaaaa	aaggaaaaaa	60060
gaacctgat	aataaagaaa	ccaaatgttc	aactctcaaa	gctcggacac	tttaagaaa	60120
taattaataa	aggcagaagt	taaaggagg	atgataaagc	aatttttttt	gttggttttt	60180
ttgagatgga	gtcttgctct	gtcaccagc	ctggagtga	gtgatgcgat	cttggtctac	60240
tgcacctct	gcctcccggt	ttcaagcaat	tctcctgcct	cagcctcctg	agtagctggt	60300
actacagggt	cgccgccacct	ggcccagcta	atttttgtat	ttttattaga	gacgggggtt	60360
caccatattt	gttaggctgg	tctcaaaact	ctgatctcag	gtaatctgcc	cacctcggcc	60420
tctcaaaagt	ctgggattac	aggcaggcgc	caccgcgcct	ggcctaaagc	aaaatattgg	60480
ttctgtgcaa	aaggtcaata	aaaagagcaa	acgtttacaa	actggagcca	gcacccattc	60540
agctcagtgt	gtctggagaa	aaaacaatct	cgcttcagaa	ttcatgatta	cgcagccctt	60600
tttgcttctc	aaaaatcccta	ctatgttgct	gttgaccatt	ctctctcttt	ctctctctct	60660
tgtcttctct	ccagaaaagc	tattcagaca	ttctcctctt	tcctcaaacc	tccaacactt	60720
cctcctccat	ccttagcctc	agctgctgac	ctcacttcta	atcattgaga	aaccaggaga	60780
agcatttaag	agtgaacctc	cgcctccccg	cacgggcaaa	accaccacc	cacagaattg	60840
tgccccaatt	ctgcgtcctc	tcctctcacc	atggatggac	ggtccaggct	ccgagccaaa	60900
gccaggcctc	ccctggagct	ctggatccac	cacctgcagc	ttctcaggca	ggggcccagc	60960
agctcccctg	ctcccttgta	ccatcaatcc	ctcccctcac	tgggtcactc	ccaacaatat	61020
atataattag	tgatgtttct	cccatgtggt	aaaatcactt	agcctctctc	ctccccagc	61080
tactatccta	tttgtttctt	tccattctct	gcaaaacttc	tcaaagcatt	gtgtctatgt	61140
gctgactcca	tttatcttct	cccgttctct	gotgagtcct	tcccacagac	tctcacccca	61200
gttactccat	gaaatgacct	ctgcactgcc	acatccaatg	gtgaatgttc	agttcttaat	61260
tttattcagt	ctttcagcag	catttgacct	ggccgatcac	tccctcttct	taaaaatact	61320

-continued

tttctcagcc	aggcgtgatg	gctcacacct	gtaatcccaa	cactttggga	ggccaaggcg	61380
ggaggatcat	gagagcccag	gagttcaaga	tcagcctggg	caacatggca	agaccctatc	61440
tctacaaaa	ctaaaaagta	gccagtgtga	tggcatgcac	ctgtagtccc	atctacttag	61500
gaggctgagg	cagtaggatg	acttgagcct	gggaaatcaa	ggctgcagtg	agccatgatt	61560
gcaccactgc	actccagcct	gagtgacagc	gagaccctgt	ctcaaaaaga	caaaatagga	61620
aactttttctc	agcatattcc	tctgattctc	ctgctgcttc	tgtctgcaca	gattcagtct	61680
cctttgccgg	ttcttctca	tcctcctgat	ctcttgacct	tgaagtgcc	cagagtacag	61740
tctttttttt	tttttttgag	acgcagtctc	gtctgtcacc	caagctggag	tgcaatggcg	61800
aggtctcagc	tcatgcaacc	tctgcctcct	gggttcaagc	gatttctctg	cctcagcctc	61860
ccaagtagcc	aggactacag	gcacatgcca	ccatgccccag	caaattgttg	tatttttagt	61920
agagacaggg	ttttactata	ttggccacgc	tggctcctcaa	ctcctgaact	cgtgaaccac	61980
ccgcctcggc	ctcccaaagt	gctgagatta	caggcatgag	ccaccacacc	cggcccagag	62040
tacagtcttt	agacggcctc	tctacctata	cttgcctccc	tcataaaactc	ctcctgcctc	62100
atggctttaa	ataccatcgg	tagactgatg	actcccatat	ttctcttttt	tttttgga	62160
cggagtctcg	ctcagtcctc	caggctggag	tgcagtggcg	cgatctcggc	tcaactgcaag	62220
ctccacctcg	caagttcaca	ccattctcct	acctcagcct	ctccagtagc	tgggactaca	62280
ggcaccgcgc	accacgcctg	gctaattttt	ttgtattttt	agtagagatg	gggtttcacc	62340
atgttagcca	ggatggtctc	gatctcctga	cctcgtgatc	cgcccatctc	ggcctcccaa	62400
agtgtctggg	ttataggtgt	gagccaccgt	gcccagccga	tgaactccat	atttctatct	62460
cttgcctgtg	gggagttctc	ctcagaactc	catactcata	aatccaactc	tcataaatag	62520
tatctcaaat	gggcaatatg	ctcaaaagtc	aattcctact	tttctcccta	aacttgcttt	62580
cctgcagctc	ccaccatctt	aatgtccaat	ctaacattag	gaggcaaaaa	ctttgaagtc	62640
attcttgact	cttctctatt	acacacccta	tccaatcttt	ctgcagatcc	agtcgacccc	62700
caaatccagt	tagctctcat	catctcccct	gttaccctct	ggtccaggcc	atcttctctc	62760
ctcacctgaa	tcaactgcagc	attctcctca	ctggtctctt	tggttctgtt	ttcactccac	62820
cttagcatag	tctccacaga	gcagtcagag	ggatcctttt	aaagtgtaat	tcccatcctg	62880
tccctgctct	gctcaaaacc	ctgtcgtgat	tcccgtttta	atctgtcaga	ttaaaagcca	62940
gagtctttcc	agtgacctac	atgatctgcc	tattatcacc	tcccacttct	ttccccttgc	63000
tcaactccact	ccagctctgc	agctgtcctt	tctgtttcct	gaacagccca	gattttgctt	63060
ctttagaacc	tttgatattg	ctgtcccctc	tgtctggaat	gtttttccag	gaagtcacct	63120
ggctctctcc	tgcacttcct	tcctgaccac	catgtttaaa	aatcaactca	acacacttca	63180
ggccggacat	ggtggctcac	gcctgtaatc	ccagcacttt	gggaggccaa	ggtgggtgga	63240
tcacctgagg	tcaggagttc	gagaccagcc	tggccaacat	ggtgaaactt	cgtctctact	63300
acaaatacaa	atagtagcca	ggtgtagtgg	cacacacctg	taatctcagc	tactcaggag	63360
gctgaggcag	gagaatcgct	tgaaccacga	aggcagagga	ggtgcagtga	gccaaagatc	63420
cgccacaaca	ccccagcctg	ggtgacagag	caagacccca	tctcaaaaaa	aaaaaaagaa	63480
aaaaaaatca	cacaaacaca	cttctcttca	tattcctttt	ccaagtttta	tttttctcca	63540
gaatacttta	cattgtttta	atggaagttc	tccgtttccc	cccaactaga	atggatactt	63600

-continued

cctgcaggtgta	ggcactctag	tcctcccatc	caagtactaa	ccaggctcaa	ccctgcttag	63660
cttctgagag	caggggagat	caggcctgtt	cagggtggtgta	tgcccagga	atthtgattc	63720
tgthtttattc	attgctgttc	tgthgattct	ctthtgthtc	tcctcctagt	gctgagaaca	63780
ctacttgtac	ataataagca	ttcaataaat	atthgttgaa	tgaatgactt	gttgaatgaa	63840
ttaatctcag	aatgcagga	ctggthctac	attagaaaat	thttcaaggt	cattctctgt	63900
tgctgtaaca	cattaagaga	ggaaaattht	gtactctaaa	tcatttgata	aaatacatatc	63960
tgattthctgt	thtcaaaaac	thttagtggtc	tggtcgaggt	ggctcacatc	tataatccca	64020
gcatthttggg	aggacgaggt	ggcggtatca	cttgaggtca	ggagthtgag	accagcctgg	64080
ccatcatggt	gaaaccttat	ctctactgaa	aatagaaaaa	ttagccgggt	gtggtggcgc	64140
atgcctgtag	tcacagctac	ctgggaggtc	gaggcaggag	aatggcttga	accggggagg	64200
cggaggttgc	agtgaacca	gatcatgcca	tgactctcca	gcctgggtaa	cagagtgaaga	64260
ctccatctca	aaagaaaact	cttagtgagt	ttaggaatcc	aaggaagacc	ctcaaaactaa	64320
atagataatc	tagctaccag	aagccttcag	taaaacttaa	cactccatgg	tgaacatta	64380
gaaacattcc	tactaaaaga	caggctaaga	atgcctgcaa	thtctacggc	tagtccaaga	64440
agtcaaaaag	aagaaatgag	cgctgattta	aaaaataaaa	caaacaaaaa	actaccgatg	64500
cagaggctgg	cagcaaggac	tgaaggactg	tacagtactt	gcctggagca	ggcggtatggc	64560
cacaccctg	cgaagcctgc	tcagctggct	gggggacgct	ccagtgtgtg	agtggcagga	64620
tgcaagggtac	thcctctgcc	agggagthtc	actggggaga	thcctcccca	ctcacactth	64680
ggcagctggg	gctthggaat	gtgacttagc	thctgtcaaa	gggtcaatcc	accctthgat	64740
atatgatgca	aaggcgaaca	tatgatgcaa	aggtagagga	acagcccaaa	ttaggactth	64800
taccacagct	gtggaggtgg	acagcgacag	tggtggggcc	tgccagact	thtcatgctc	64860
aaaggtgggt	gtgttcttc	ctactctctg	thcctccagg	gctthccttg	cctgtgtgct	64920
gaaactgctt	ctthtaattt	thtttaactt	thttaaattt	ttaattgttt	taattaaaac	64980
aaatthtgaa	aactgtctga	acctgcttht	gaacctgct	atgatttgaa	tgthtgthcc	65040
ctgccaaact	gattthtgaa	cttaatctcc	aaagtggcaa	tattgagatg	gggctthtaag	65100
cagtgtactg	atcatgagag	ctctgacctc	atgagtggat	taatggatta	atgagthgtc	65160
atgggagtg	catcagthgc	thttataagag	gaagaattaa	gacctgagct	agcatggthc	65220
ccccttcacc	atthgatatc	ttacactgcc	taggggctct	gcagagagtc	cccaccaaca	65280
agaaggctct	caccagatac	agctcctcaa	cctgttactt	ctcagcctct	gtaactgtaa	65340
gaaataaatg	cctthtctth	atgaattacc	cagthtcaga	tattctgtta	taaacaatag	65400
aaaacgaact	aaggcaaaact	ctcatgattc	tactgccatg	ccattccaat	aaactccctt	65460
tatgcttaag	agagccagag	ttggccaggc	gtggtgactc	acgcctgtaa	thccagact	65520
thgggagggc	gaggcaggtg	gatcacaagg	tcaggagatc	gagaccatcc	tggttaacac	65580
ggtgaaaccc	cgtctctact	aaaaatacaa	aaaaattagc	tggtcgthgt	agthgtgthc	65640
tgtagtccca	gctactcggg	aggctgaagc	aggaggagaa	tggtcgthgt	ccaggaggcg	65700
gagcttgacg	tgagtcgaga	tcgtgccact	gcactccagc	ctgggtgaca	gaatgagact	65760
ccgtctcaaa	aaaaagaga	gccagagtht	atthctgttg	cttgcaacca	agaaatctgg	65820
ctggtgcact	gaagthtcca	taaataatag	caatttaag	actctthcca	agccaggcaa	65880

-continued

tgccctagcct	tgtgtagtc	ttgtggtaaat	acattcattc	attcatttgt	tcaaccaact	65940
gtgtccaga	gactaagaat	acaaaaatgg	gggccgggtg	tggtggctca	cacctataat	66000
cctagcactt	tgggaggccg	aggcaggtag	atcacctgag	gtcaggagtt	cgagaccaac	66060
ctggccaaaa	tggtgaaacc	cctactctac	taaaaataca	aaaaattagc	tggggggtggt	66120
ggcggacacc	tgtaatccca	gctactcgtg	agactgaggc	aggagaatca	cttgaaccgg	66180
ggaggcagag	gttgacgtga	gccgagatcg	caccactgca	ctccagcctg	ggcaacaaga	66240
gcgaaactcc	acctcgaaaa	aaaaaaaaaa	aaaaaaagag	ggccggggct	gggcgcagtg	66300
gtcacgcct	gtaatcccag	cactctggga	ggccaaggca	ggagaattac	gaggtcagca	66360
gatcgagacc	agcctgacca	acatggtgaa	accccatctc	tactaaaaat	acaaaaatta	66420
tccgggcgtg	tgggcgacac	cctctagtc	cagctacttg	ggaggctgag	gcaggagaat	66480
cgcttgaacc	cgggaggcag	aggttgcagt	gagccgaaat	catgccactg	cactccagcc	66540
tggtgacag	agtgcagctc	cgtctcaaaa	aaaaaataaa	aaaaaaaaaa	gaattcaaaa	66600
attgtagagt	tatagtgtgc	ttctagttaa	gttgagagga	catctgtcct	tcaaggaagg	66660
ctagaatcta	tacctgagt	ccttactgaa	atcaatccag	cagtcaaaac	atgggaccaa	66720
cgatcacagc	agtaagatag	gaagagcacc	tttgtacatt	tagctcatgt	tgagataagc	66780
cactgacaga	gctgaaggaa	gtcacagtt	ctgggttcca	tcctttggca	tttaaaaaga	66840
aaagtgtctaa	gaaaattcgg	ttggtcacgg	tggtcacgc	ctgtaatccc	aacactttga	66900
gaggccaagg	caggcagatc	acgaggtcag	gagttcgaaa	ccagcctggc	caacatggtg	66960
aaaccccgct	tctactaaaa	acagaaaaat	tagccgggca	tggtggcgca	tgccctataat	67020
cccagctact	caggaggcgtg	aggcaggaga	attgcttgaa	cccgggaggg	ggaggttgca	67080
gcgagtgaga	gcaggccact	gcactccagc	ctggggagaca	gagcaagact	ctgtctcaaa	67140
aaaaaaaaag	aaaaaaaaag	agaaaggaaa	aaaagaaaga	aaaaaaaaag	aaaaagaaaa	67200
ttcaggccag	gccaggcctg	gtggctcaca	cctgtaatcc	caacactttg	ggaggctgaa	67260
gcgagacggt	gccttagccc	aggagtttga	gaccagcctg	agcaacatag	cgagaccctg	67320
tctctataaa	aaaaaatttt	tttttggcca	gacgcagtgg	ctcacgcctg	taatccagc	67380
actttgggag	gccgaggcag	gtggatcacg	aggtcaggag	atggagacca	tcctggctaa	67440
cacggtgaaa	ccccatctct	actaaaaaat	acaaaaaatt	aaccgggctg	ggtggcgggc	67500
gcctgtagtc	ccagctactc	gggaggctga	ggcaggagaa	tggcgtgaac	ccgggaggcg	67560
gagcttgacg	tgagccgaga	ttgcgccact	gcactccaga	ctgggagaga	gtgagactcc	67620
gtctcaaaaa	aaaaaaaaaa	aaaaaaaaat	taattgtcag	gtgtgctggc	atgcagctgt	67680
agtcctagct	actcgggagg	ctgaggtaag	aagatcgctt	gagcccagga	gttcaaggct	67740
gcagtaatag	tgctctcac	tctaccttgg	gtgacaatga	gacctctctt	caaaaagaaa	67800
gaaaaaagg	aaagaagaaa	agaaagaaa	aaagagaaga	aagggaaggaa	gaaagaaaga	67860
aaaaagaaag	gaagggaagg	agaagaaaaa	aaaagaaaga	aagaaaagag	agagaagttc	67920
aaagaccaa	gggtcaggat	cccaaaatag	tttttatgtt	ttatttattt	atttacttat	67980
ttatttttga	gacagtatgg	ctctgtcgcc	caggctggag	tgacgtgatg	cgattgcggc	68040
tcactgcagc	ctccaaactg	ggctcagggt	gccctccac	ctcagcctcc	cgagtagctg	68100
ggaccacagg	cgctgcccac	catgccagc	taatttttta	attctttgta	gagatgaggt	68160

-continued

ctctatatgc	tgcccaggct	ggtctcgagc	tcctgggctt	aagccatcca	cccgcctggg	68220
cctcccaaag	tgctgggatt	acagaagtga	gccaccgcgc	ctaategggt	ggtttgtttg	68280
tttattgacg	gggtctcgct	gctgcccagg	ctggagtgcc	agtggctgtt	cacaggtgca	68340
gtctcgagc	attgcatcag	ctcttgggct	ctagcgatcc	tccagagtag	ctgcagctgg	68400
gattccaggc	gcgccaccgc	gcggggctca	gaatgggttt	ttatatagag	ggttatgctg	68460
ccacctagag	gatatatgta	gtaccgaact	gtgtgcgcag	ggaggctgag	gttgacagtga	68520
gccaaagtga	tgccagggca	ctccagcgtg	ggtgacagag	caagatttca	tctcaaaaaa	68580
aaaaaaaaaa	aaaaaaaaaa	aagaattgaa	agtaaggtct	tgaagagata	tttgtgcctg	68640
tatgtgcata	gcagtattaa	ctttgaccga	ctagctaaaa	cacaaaagca	acatgtgtct	68700
gtcagcaggt	gaacggataa	acaaaatgtg	gtatatatgt	acaattgaat	attattcagc	68760
ctttaaaaag	gaataaaaag	ctggatgcgg	gggctcacgc	ctgtaatcct	aacactttgg	68820
gagactgagg	tgggtggatc	acccgagggt	aggagtttga	gaacagcctg	gccaacatgg	68880
tgaacttcca	tctctactaa	aaataactaa	attagccggg	catgggtggca	cttgtctgta	68940
atccaagcta	ctggggaggc	taaggcagga	gaattgcttg	aactcaggag	ccggagggtg	69000
cagtgcagta	agatggcacc	actgcactcc	agcctgggca	acagagtgcg	actccatctc	69060
aaaacaaaca	aacaaaaaat	tattattttc	aaagaaacaa	gacctgggtt	ccatttccca	69120
gcccacacct	gatgttgact	cacaacacac	agcctgggtt	gctatgagcc	tgcttcattt	69180
aattgtcacc	ttaacttcac	atcacccctc	agtcctggaa	taactctttg	ctgacctttg	69240
tgtgtgcagc	catctccatg	tcgtccaacg	tgcagtcctc	ctcactgcac	tgagtcaata	69300
gccagacgtg	gtctgactgc	agggcatcct	ttgggtggctt	aggctgactc	gggcatagca	69360
gggtgctctg	agacctcacc	gcataatagg	tttgccccc	ataaactcta	tataatattc	69420
atattatgtg	gtctgggtgt	gtgtagcttt	gcactgtctt	ctcgtgacag	tgccctcaac	69480
ctctttccca	ggatttcctc	ctctacctcc	tcaagtccca	ctgctctgca	aagacaaaaa	69540
gctgcagagt	cccagctccc	tcctttacac	cccacgacgc	agcctcctct	ctcagaaccc	69600
tttaaacaga	gtcttttact	gcagatccca	agaacagcca	cacctctctc	tcccacccac	69660
tccagacaca	cccaggtaat	tatagcacc	agggtacta	tgtagatgga	gtccctggaa	69720
catgtggata	gtgccccctg	ggagtatgca	aaagcaacat	tgctggcacc	tgacagagaa	69780
agggtgacat	ccaggaatca	gagcatgggc	ctctgggagg	tagggatgtg	gccaggcagg	69840
ctgcaaaaaa	ttggtagagc	aaggccacag	gatctttctg	accttccttc	caaacagagg	69900
ctcctgtact	ggtgatccct	gtgttgattg	accactccct	tcctgggggt	cgtggtctct	69960
gtcccagttg	cccggacttc	tgtgagtgtc	ctactgaggt	ccttttcatg	agaagcatgc	70020
tgtccttcca	cctgctggga	gcaagagtga	caacttcaat	actataatag	cagtggcata	70080
cagagaagaa	gaaagatgaa	gtggcaagaa	aaacaggctt	ccaagcagga	gtttttctat	70140
aaaaacaaaa	acgttttcaa	gcaaactttt	tataaagggc	tagatagtaa	atattttagg	70200
ctttgagagc	cacatagact	tgtttgcagg	gactcaatgt	cgctattgta	gtttgaaagc	70260
agccatcagg	gttatgtaaa	tgagtgagtc	tgattttgtt	tcagcaaaat	tttattttacc	70320
aaaacagaca	atgagtgggc	tggattttgc	ccatgatcct	tagtttgcca	actcctgctt	70380
tgggctcacc	cagatctgat	tttgaattct	ggctctgcta	ctgggttagct	gcaggagctt	70440

-continued

ggaaggctct	ctgagcctgt	ttcctcatct	gtaaaattaa	agcaataatt	tctaacactc	70500
aagagtgtta	cctcacgcct	gtaatcccag	cactttggag	gctgaggcag	gcggatcacc	70560
tgaggtcaga	agttcaagac	cagcgtggcc	aacgtggcaa	aaccctgtct	ctactaaaaa	70620
atacaaaaaag	tagccgggca	tggtggcgcg	catctgtaat	cccagctact	tgggaggctg	70680
aggcagggat	actgctagaa	cctgggagggt	ggagcgtgca	gtgagtggag	atcacacctc	70740
cacactccag	cctggccgac	agagcgagac	tccatctcaa	aaaaaaaaaa	aaaaagagtg	70800
ttagaaggtt	ttgagataat	gaataaaaaga	tgcttgtgt	atactaagta	ttcaacaact	70860
gatagctgca	ttggtctaata	tataacagtt	tagaagcgat	tgagtcaaca	aatgctggat	70920
ttgtcaggga	ggacttccta	tcaggaggta	gatcttgggc	tgagtcctga	agcaaagata	70980
ggcattggat	agaggagttg	agagaacacc	ctaggactgt	tattattatt	attcgacacg	71040
gagtctcttg	ctctgtcacc	caggctggag	tgacgtggcg	cgatctcggc	tcaactgcaac	71100
ctctgcctcc	caggttcaag	cgattctcct	gcctcctaag	tagctgagac	tacagggtgtg	71160
tgccaccaca	cccgctaata	ttttatatatt	ttagtagaga	cagagtttca	ccatgttggc	71220
catgctggtc	tcgaactcct	gacttcagggt	gatccacccg	cctcagcctc	ccaaagtgtc	71280
ggaataacag	atgtgagcca	ccgcacccag	cccagaacca	tttttcaatc	cttggctctg	71340
ccttttatta	gctgcaagat	ctcaggcaat	ttatttaacc	tctccaaaga	ctcattttct	71400
cattcacaaa	atgaggcaaa	taataatatc	tactatccca	ggttgctcatg	agaattaaat	71460
gcaacatgac	atttaatgaa	atgagaagtc	ccttgacat	taactggcta	aagtatgtgc	71520
tcgacaagga	tatcatttta	ggtggatact	tagcatctca	gaactgatgc	tcacaatgga	71580
atatcatgta	aacgcattaa	aattcatttt	aatgattgt	aggtagtgag	gcaattgaaa	71640
gaagaagaca	agaggactga	ttataatgct	tcaggctcac	tagtctcctt	ttaggaggga	71700
aaaacaattt	caagttaaat	tttaggctct	agatttttac	ccctgtgtgt	cattagaatc	71760
accagattg	atgaaatcag	agcccatctg	aggctgtgtt	ttcatctcc	agaatgagag	71820
ctgttgtggg	gattaagttt	ttgaaaaagt	acatctaaca	ggtgatcgaa	aatgatatgtg	71880
atattattgc	agtgatggtc	attattgttg	ttattattat	actgaaagag	gcttcagttt	71940
tctgatccat	aaagtgaggg	aattgcatga	gaccattgct	aagattcctt	ctagctctgt	72000
ttttttgttt	ttgtttttta	gacagagtct	ctgtcgccca	ggctggagtg	caatggcatg	72060
atcttggctc	actgcaacct	ccgcctcccg	ggttcaaatg	atcctcctgt	ctcagcctcc	72120
gaagtagctg	ggactacagg	cacacaccac	catgcccagc	taacttttat	atttttaata	72180
gagggtgggt	ttcaccatat	tggtcaggct	ggtctcaaac	tcctgacctc	aggtagatcca	72240
cccgcctcgg	cctcccaaca	tgctgggatt	acaggcatga	gccactgtgc	ccaacccctt	72300
ctagctttct	tgatcactga	ttctagggtt	ctctgctgaa	atatatttga	gacatcctgg	72360
ataaaagatc	atgcaagagc	tcccaatatg	gtattaataa	ttgattcttg	aggcttagct	72420
actcctgatg	gattagacat	gactcaactg	cctctcttat	gtgtacaaca	caacaacaca	72480
accaagaaaag	gttattctgg	cattccattt	attcagttta	tttacagccc	ttacttccag	72540
cagcacgtta	aagatatggc	cagggccggg	tgacgtggct	caagtctgta	atcccaggac	72600
tttgggaggc	caaggtgggc	ggatcacaaag	gtcaggagtt	tgagaaatctg	gcaattcttc	72660
agacttagaa	gcaaccagct	cgataacaca	gtcttgtgtg	ggctctccct	ctgtccctcc	72720

-continued

ctcgcttccc	tcattttctca	tccctgcccc	tgagactgtg	caccttcaca	tagccctgcc	72780
atgagacctt	catctcaggc	tttgctttct	ggggtaactg	aggctaaaca	ctgagtggcc	72840
ctaaaagagg	attgggattt	ggaagttaga	ttattcacca	gagaacagac	tttgctgatg	72900
atcaggccca	ggttgtaatt	gttgaaaaaa	agagaggatg	catagtctta	tctcatctcc	72960
tagtcaaagt	caacaccatg	ataaataaga	gtcaaatcct	gagatgtgaa	ttggggacat	73020
ttgagtgggt	aaccctgaga	agcttgaccc	ttcagacccc	tcaatacccc	tgctccccag	73080
agaaggctgg	acattgacct	cagcacaggc	aggagccctg	caagatgcca	ttgtccttac	73140
taaagatgga	cccctccact	ctgtttctag	gtaaataacc	aaagtcaagt	ctccacacag	73200
cctgagcaag	aaagtccagag	cctgtcacag	gagaaaatac	cacactggcc	aaaggattca	73260
ctagccctgg	cactgtgtgt	tgaggagAAC	cagggaatca	tgtgtgggag	tcaatgttga	73320
agctgttgga	ctgggggtgg	ggtggaatat	aagcctggcc	ctggggagtt	tttcccgttt	73380
gagggccttt	accacaaact	caagatccag	tgctatagca	ggagatoccca	gagctagtcc	73440
taacagatgg	tcaggattga	acttggccta	gagtaaaatg	aggaggatag	tgccagaact	73500
ttctcaacat	actattgagg	aagaggtcag	aaggcttaag	gaggtagtgt	aactggaaag	73560
gggtcctgat	ccagacccca	ggagagggtt	cttggacctt	gcataagaaa	gagttcgaga	73620
cgagtcacc	cagtaaagtg	aaagcaattt	tattaaagaa	gaaacagaaa	aatggctact	73680
ccatagagca	gcgacatggg	ctgcttaact	gagtgttctt	atgattatth	cttgattcta	73740
tgctaaacaa	aggggtgatt	atttgtgagg	tttccaggaa	aggggcaggg	atthccaga	73800
actgatggat	ccccccactt	ttagaccata	tagagtaact	tcctgacgtt	gccatggcgt	73860
ttgtaaaactg	tcattggccct	ggagggaatg	tcttttagca	tgtaaatgta	ttataatgtg	73920
tataatgagc	agtgaggacg	gccagaggtc	gctttcatca	ccatcttggg	tttgggtggg	73980
tttgcccgcc	ttctttatca	catcctgttt	tatgagcagg	gtctttatga	cctataactt	74040
ctcctgccga	cctcctatct	cctcctgtga	ctaagaatgc	agcctagcag	gtctcagcct	74100
cattttacca	tggagtgcgt	ctgattccaa	tgctctgac	agcaggaaatg	ttggaattga	74160
attactatgc	aagacctgag	aagccattgg	aggacacagc	cttcattagg	acactggcat	74220
ctgtgacagg	ctgggtgggt	gtaattgtct	gttgccaggt	gtggactgtg	ggagatgcta	74280
ctactgtaag	atatgacaag	gtttctcttc	aaacaggctg	atccgcttct	tattctctaa	74340
ttccaagtac	cacccccccg	ctttcttctc	cttttccttc	tttctgattt	tactacatgc	74400
ccaggcatgc	tacggcccca	gtcacattc	ctttccttat	ttaaaaatgg	actggggctg	74460
ggcgcggtgg	ctcatgcctg	taatcccagc	actttgggag	gccgaggcgg	gcggatcatg	74520
aggtcaggag	atcgagacca	tcctggctaa	cacggtgaaa	ccccgtctct	actaaaaatg	74580
caaaaaacatt	agccaggcgt	ggttgacaggt	gcctgcagtc	ccagcggctc	aggaggctga	74640
ggcaggagaa	tggcgtgaac	ctgggagggt	gaggttgcaa	tgagccgaga	ttgtgccact	74700
gcactccagc	ctgggtgaca	gagcgagact	cgtctcaca	aaaaaaaaaa	aaaaaaaaaa	74760
tagctgggca	tggtggcgcg	tgctgtaat	accagctact	ctggaggctg	aggcaagaga	74820
atcgcttgaa	cccagtaggc	ggaagttgca	gtgagccgag	atcttgacac	tgactccag	74880
cctggtgaca	gagtgcagct	ctgtctcaaa	aaaaaaaaaa	agaaaaaaa	agacagaaag	74940
aaagagcaca	gacagagtca	caggatattg	cagtaggaag	ctgtcagggt	agagtgcacg	75000

-continued

gaaatagaaa	gtatatTTTA	cacttacagc	acatcttcgt	ttgattagcc	acatttaaaa	75060
tactgaatag	caacgtgtgg	ctatttagta	ttcactaaaa	tcttgacag	tgcaagtcta	75120
aagaatcctt	gatccgtccg	gcatggtggc	tcacgccttt	aatcccagca	ctttgggagg	75180
ccaagtgga	aggatcactt	aaggtcagga	gttcgagacc	agcctggcca	acatggtgaa	75240
acctcgtctc	tactaataat	acaaaaaaaa	ttagccgggc	atggtggtgc	atgcctgtaa	75300
tcccaggtag	ttgggaggct	gaggcaggag	aatagcttga	atccaggagg	cgctgcagtg	75360
agccgagatc	atgccatgcc	actactgcac	tccagcctgg	gcaacagagt	gagactgtct	75420
caaaaaaaaa	aaaaaaattg	ttgggcgtgg	tggctcacgc	ctgtaatccc	agcactttgg	75480
gaggctgagg	gggtgtgatc	acctgggttc	tggagtcca	gaccagcctg	gccaacatgg	75540
tgaaccccca	tctctactaa	aaatacaaaa	attagctggg	cgtggtggtg	ggcacctgaa	75600
atctcagcta	ctcaggaggc	tgaggcagga	gaatttcttg	aaccaggag	gcagaggttg	75660
cagtgtgcca	agatcgcgcc	tctgcactcc	atcctgggtg	gcagagcaag	actatgtctc	75720
aaaaaaaaaa	aaaaaaatac	ttgattgtct	ggacattctg	cagaacatca	tatggagaca	75780
ctatgttgac	gacatcatgc	tgattgtaag	caagaaatgg	caagtgttcc	agaaacacag	75840
tcaagacaca	tacatgccag	aaggtgagat	ataaactcta	ctaagattca	gtggcctgcc	75900
acactggtga	cattttttaa	cctgctagat	gtttgtgtag	aaaaggattt	aaccttgccc	75960
aaagaggggt	ctggcctttg	tcccagcta	ctggacataa	tctctttaa	ctcttgaaat	76020
atcattcctg	atagaagtat	ttttgttttg	actagggggc	ttgggccagc	cagatagcaa	76080
caatgtgatc	tgggttggtg	gctttggatc	aggtggcatc	agtgtgacct	cctgagtggc	76140
tagagactag	aatcaaccac	atgggcagac	aaccagctt	acatgatgga	attccaataa	76200
agactttgga	cacaagggct	tgggtaagct	ttcctggttg	gcaatgctct	atactgggaa	76260
acccattctg	actccatagg	gagaggacaa	ctggatattc	tcatttggtg	cctccctggg	76320
ctttgcccta	tgcatTTTT	ccttgtctga	ttattattat	tattatgaga	tggaaatctg	76380
ctctgtcacc	caggctggag	tgcagtggaa	tgatctcaac	tcactgcaac	ctctgcctcc	76440
ccggttcaag	cgatttttct	gtctcggcct	cccagtagc	tgggactaca	gatgcatacc	76500
accacacccc	gctaattttt	ttgtattttt	agtagagacg	gggtttcacg	ttagccagga	76560
tggtctcgat	ctcctgacct	catgttccgc	ctgcctcggc	ctctcaaagt	gctaggaata	76620
catgtgtgag	ccaccgcgcc	cagccccctt	ggctgattat	taaagtgtat	ccttgagctg	76680
tagtaaatTA	taaccgtgaa	tataacagct	tttagtgagt	tttgtgagca	cttctagcaa	76740
attatcaaac	ctaaggatag	ccttggggac	ccctgaactt	gcagttggtg	tcagaaataa	76800
gggtgctcat	gtgtgtacca	tgccctctaa	ttttgtagtt	aattaacttt	cacaacttta	76860
ttattaccgc	ttacactcaa	tgtttattca	catttatcca	cataccactt	attctagtgc	76920
cttgcatcaa	agactttcta	tctcatgtac	tttattctgc	ttgaagtaaa	tccttttagga	76980
tattcttttt	ttttttttaa	ctttgcacat	acatactttt	atTTTTtatt	tatttttaat	77040
tttgttattt	tttgtgttac	gtagtagata	tatgtattta	tggagtacat	gagatgtttt	77100
gatacaggca	tgcaatgtga	aataagcaca	tcatggagaa	tggggtatcc	atcctctcaa	77160
gcaattttat	cttcaagtta	caaacaatcc	aattacactc	tttaagttat	tttaaaatgt	77220
acatttaatt	ttgtattgac	tagagtcaat	ctgttgtgct	atcaaatata	atTTTTtttt	77280

-continued

tttttgagac	agagtctcac	tcagtggccc	agactgaaag	tgcagtggca	caagctcggc	77340
tcacttcaat	ctctgcctcc	ctgggtcaag	cgaatctcct	gcctcagcct	cccacatagc	77400
tgggattaca	ggcacacacc	accatgcccc	gctaattttt	atatattttt	agtagagacg	77460
ggttttcgcc	atgttggcc	ggctgggtctt	gaactcctgg	cctcaaatga	tctgaccacc	77520
tcagcctccc	aaagtgcctag	gattacaggc	atgagccacc	acacctggcc	aaaatagaat	77580
attcttttagt	gaggtctgct	ggtgacaatt	tttttctttt	ttttgagact	gagtctcgct	77640
gttgctcagct	tgggtggag	tgcaatagca	cgatctcagc	tactgcaac	ctccacctcc	77700
cggattccag	caattctcct	gcctcagcct	cccaagtagc	tgagagatta	caggcaccca	77760
ccaccacacg	cggctaattt	ttgtattttt	agtagaaatg	ggggttcacc	gtgttgcca	77820
ggctggtctc	gaactcctga	cctcaggtga	tccaccacc	ttggcctccc	aaagtgtgtg	77880
gattacaagc	atgagccacc	acgcacagcc	aattttttcc	gtttttgtct	gaaatcttat	77940
tttgtgtcat	ctttgaaata	tatttttgat	ggatataaaa	ttgttggttg	atagttatta	78000
tcattattat	tattattttg	agacagggtc	tcactctggt	gcctatgctg	gggtgtagta	78060
atgtgatctc	ggttcactgc	agacttgacc	tcctagggtc	cagggtgatct	tccacctca	78120
gcctccctag	tagctgggac	tacagatgca	tgccaccata	cccaactaat	ttttctattt	78180
tttgtagaga	tgaggctttg	ccacatttcc	caggctggtc	tctaactcct	gagctctagc	78240
aatccacca	ccttgccctt	acaaagtgtc	ggcccatgac	tagccagcag	ttacttttta	78300
tagcatattg	aatatttaat	atgaatcttc	tggcatccac	tgtaaactgtt	taaaaaatca	78360
gctgtttaot	tggcactctt	tttttttttt	ttttttttga	gacagagtct	tgccctgtcg	78420
cccaggctgg	agtgcatgtg	cgtgatcttg	gctcactgca	agctctgcct	cccgggttca	78480
cgccattctc	ctgcctcagc	ctccggagta	gctgggacta	aaggcgcccg	ccaccacgcc	78540
cggctgattt	ttttgtattt	ttcgtagagt	tggggtttca	ccgtgttagc	caggatggtc	78600
tcgatctcct	gacctcgtga	tctgtccgcc	tcggcctccc	aaagtgtgtg	gattataggc	78660
gtgagccacc	gcgcccagcc	tctttttttt	tttttttttag	acggagtctt	actctgtcat	78720
ctaggctggt	gtacagtggc	gtgatctcag	ctcagtgcaa	cctccacctc	ctgcctcagc	78780
ctgccaaata	gctgggatta	cagggtcgta	ccatcacgcc	cggctaattt	ttgtattttc	78840
agtagagatg	gggtttcacc	atgtagaca	ggctgggtctc	gaactcctgg	cctcaagtga	78900
tctgcctgcc	ccagcctccc	aaagattaca	ggcatgagcc	accgcacccg	gccaaagtagc	78960
actcctttga	aggtaatctg	cttcccttac	ccctagcaat	ttttaacaat	ttttcttcat	79020
ttttatttcc	tgaagttttg	ttattaataa	tctgtgtgca	gatttctttg	tatttctttt	79080
gtttgcagtt	catagtgatt	cttgaattag	tgtgttggtt	tctgttatca	ccacaggaaa	79140
attgtcagcc	gttagctttt	caaatatttc	cttgctaaat	tctctcttct	cccctttcgg	79200
tacaattgat	ttgattaaaa	ctaaaaccag	ggccgggtgc	agtgactcat	gcctgtaatc	79260
ccaacacttt	gagaggctga	ggcaggtgga	tcacctaaag	tcaggagtgc	aagaccagcc	79320
tggccaatat	ggtgaaaccc	cgtctctact	aaaaatacaa	aaattaccag	gcatgggtggc	79380
acacatttgt	agtcaggagg	ctgaggcagg	agaattgctt	gaatccagga	ggtggagggtt	79440
gcagtgagct	gagatccac	cactgcagtc	tggcctgggc	gacagagtga	gatgagaatc	79500
tgtctcga	aaaaaagtta	tgaatgtttg	ataaactata	tttgtagaa	tgtttgttgt	79560

-continued

agaatactat	tcatgtat	ttaaacaatg	ttagattaaa	ccattcactg	gatttgtgat	79620
aattaactta	ctgattttac	ctcactgatt	tgttgtaatt	aatacaactg	gtataaaaag	79680
actgtgacga	ggccgggcat	ggtggctccc	gcctataatc	ccagcacttt	gggaggctga	79740
ggcaggcgga	tcacctgagg	tcaggagttc	aagaccagcc	tgaccaacat	ggtgaaaccc	79800
catctttact	aaaaatacaa	aattagccgg	tcgtgggtgt	gcatgcctgt	aatcccagct	79860
cttcgggagg	ctgtggcagg	agaatcactt	gaacccggga	ggtggagggt	gcagtgaacc	79920
gatatcgcg	cattgcactc	cagcctgggc	aacaagagcg	aaactccgtc	taaaaaaaaa	79980
aaagaaaaaa	aacacataaa	acaaaacaac	actgtgacgg	ttcccaaaaa	ttaggagcat	80040
aattaaggga	actcctgata	aaaattaatt	ttatcttaca	tgtaaactaa	aatgacttta	80100
tgaagttaat	tcagaaatac	aatgcagggt	attagtttgc	cacagctgcg	tattcagcct	80160
aatgtaatat	tcttgttatt	tttaaatctt	tcttttaact	ttactcata	gtggatcatc	80220
aaatttcaaa	agattaaatg	acaatactct	tagcagcaag	cttccttaag	catataaaca	80280
ttttaatggg	tgatgattca	gaaggtaccc	gaagaatatg	tactgccaga	tatcattcac	80340
ccccatatac	ctgcccgaca	gacatcccat	tttgggaccc	tgataaatg	tgtgggtgga	80400
gagaaagata	ggagaaagtg	gtataagcaa	atggcttttg	agtctgattg	acagcgattg	80460
aaatcctgtc	tctacctctt	aacagcctca	tgatcctaca	taagttaccc	cgatcctcag	80520
ggccacatct	gtaaattggg	ggttgcgatg	gcagccatct	cacagggtct	cttttcgggg	80580
aagggcagga	attatggatt	aagtgaagta	gtaattgtaa	agcacttaat	acaaggaggg	80640
cgcataataa	gtacttcata	aataatgacg	gccattatca	tgaactgagg	gtatgcagct	80700
gtcggggatt	acggcgactt	cagaattttt	ggtgggcagg	gctcaaaggc	agcaaatcac	80760
actggaagtc	gagggtgagg	actgcttctg	cacagactgc	ttagctggag	agaatgagga	80820
aggcttagag	gagatttaga	ggaacttaga	gtcctccgcc	tccaactctg	tgggatctgc	80880
tcccggtgca	gagacattca	ggggattttt	cgcactctcc	cctcccctac	gtccctcccg	80940
ccccatccaa	ctaaccacac	aacacataca	aaatagcccc	tgcgaggttc	tgcacgctgg	81000
aagggaacag	gagaaggggc	ctgcgctttc	ttgctgatgc	cctgtacttg	ggccctcggt	81060
agacacagcc	acttgtcccc	tcagcctgca	gagaaatccc	acgtagaccg	cgcccggttc	81120
cttggtctca	gccaatctcc	ctttgggtgg	ggtgggatgc	acgatccaag	gttttattgg	81180
ctacagacag	cgggggtgtg	tccgccaaga	acacagattg	gctcccgagg	gcactctcga	81240
tccctgtgtg	ggcgccgctc	agcctcccg	tgaggcccg	gccgaggcca	ggagggaagc	81300
gccagaccgc	gtccattcgg	cgcagctca	ctccggacgt	cgggagcctc	tgccagcgct	81360
gttccgctcc	agtcgcctgt	gacgcgctgt	ccttaactgg	agaaaggctt	caccttgaaa	81420
tccaggcttc	atccctagtt	agcgtgtgac	cttgagcagt	tgaactttat	tttcagtgcc	81480
tagttttcca	gataccagga	ctgactccaa	ggactattac	tcatctggag	ggtttagcac	81540
agtaccgtcg	catagtaaat	ttccatgtca	gttttggtta	cctttcatgc	acttgcaaac	81600
atgccatgct	ctgaacagaa	ataggcacat	cttttttttt	ttttttttta	aggagtcttc	81660
ctctcgccca	ggctggagtg	cagtggcgcg	atcttggttc	actgcaacct	ccacctcccg	81720
tgttcgagat	tctcctgcct	cagcctcctg	attagctggg	actacaggca	tgccacgacg	81780
cccagttaat	ttttgtat	tttagtagaga	cgggggtttc	ccatcttggc	caggctggtc	81840

-continued

taactcctga	cctcaggtga	tctgactgcc	tcagcctctc	aaagtgttg	gattacaggc	81900
ataagccact	gcctctggcc	agaaatgaaa	taagtaaadc	ttttaacctg	ctctaacaat	81960
atagtgaata	gaccatatta	ttattagagc	aggttaagg	atttgccat	ttcgggttct	82020
agttatagtc	ttaaacttgg	acattcttgt	agaaagtaaa	aagtttctc	ttcaaagttc	82080
cccttcttgt	taaagaatac	atcataagtg	ttagaagtaa	tagtttattt	ttaaagactaa	82140
ctttcttcaa	gcctccttgc	tttgtgctaa	taactctttg	ttaagcccta	tcctatgtaa	82200
ctgttgagca	tgctcacagg	cagcttccag	ttcacagcct	atgcccttc	cttatttgga	82260
aatgttattg	cttctctaaa	cctttcggta	agcaacttcc	tctccttctt	cgttcttcct	82320
tgcaacttacc	tatttagaaa	gttttaggct	attagcaaata	cggctatcag	tttaagagtg	82380
tgaggtcccg	ctccagccaa	tgatgcagc	acatagcagt	gaggacgacc	caaatgcgta	82440
agggataaat	atgtttgctt	ttcctttgtt	caggtgtgct	ctcgacatcg	ttccatctgc	82500
gattgagcac	cctttctgca	gaaagtaaag	attgccttgc	tgagatctt	ttgtctccgt	82560
gctgactttt	cttcgttgca	ccgattatct	atttctaaca	attttgggat	ttctaacatt	82620
ctgaacaatc	ttgggctagt	tgtctcttct	gggcctgttt	ccccatccgt	cacatgataa	82680
acttcattgg	tttaaaaacc	ccagcgaaca	tttattgagt	tactattacc	ttcctgccct	82740
ccccaacccc	aacccaggg	agcagttaca	acctcagccg	ctgagcgcac	tcgccgggtg	82800
ttaagaagca	ccaaagacag	ggaggttga	ttgatattgc	tttgggagta	gagggtcaga	82860
agattcacag	gaaaatggca	tttgagcaag	gatgattcac	tgagagctagc	ttttaaatat	82920
tgccgaggtt	tttatgttgc	agtccttacc	aaagttgagc	attgcagggg	actgcactcc	82980
gaaataagcc	cgcttccctt	tttcattcgc	taatgatcca	gggagctgct	ggttccgcct	83040
gcggcaggtt	gtgccttttc	ctaatacagg	ttctgcatcg	cctcgaaccc	gcaggccgtg	83100
gcgggttctc	ctgaggaagc	agggactggg	gtgcaggggtg	aagctgctcg	tgccggccag	83160
cgctgtgag	caaaactcaa	acggaggagc	aggaggggtc	gagctggagc	gtggcaggg	83220
tgaccctgcc	ttttagaagg	gcacaatttg	aagggtaccc	aggggcccga	agccggggac	83280
ctaaggcccg	ccccgttcca	gtgtgtggga	gggctcccg	cccaggaggt	tagttttgca	83340
gagactgggt	ctgcagcgct	ccaccggggg	ccggcgacag	acgccacaaa	acagctgcag	83400
gaacgggtgg	tcgctccagg	caccaggggc	ccgggaaaga	ggcgcggtga	gcacgcgcgg	83460
gtcacgtggg	cgatgcgggc	gtgcgcccct	gcacccgcgg	gagggggatg	gggaaaagg	83520
gcggggccgg	cgcttgacct	cccgtgaagc	ctagcgcggg	gaaggaccgg	aactccgggc	83580
ggcgggcttg	ttgataatat	ggcggttgga	gctgcctggg	catcccagag	aggcggtggg	83640
gcccactccc	ggaagaagg	ttccttttctg	cgctagtcca	gcggcccctc	tggaaccgga	83700
agtcggggcc	ggttgctgaa	tgaggggagc	cgggccctcc	ccgcgccagt	ccccccgcac	83760
cctccgtccc	gaccggggcc	ccgccatgtc	cttcttccgg	cggaagggtg	gctgaggggg	83820
cgccggcggg	gagtcaggcc	gggctcagg	ggcgcggtg	gggcaggtg	gcctgcgagg	83880
gctttcccca	aggcggcagc	aaggccttca	gcgagcctcg	acctcggcgc	agatgcccc	83940
tgagtgcctt	gctctgctcc	gggactcttc	tgaggaggag	aaggtggcct	tcttgccgca	84000
ggtcagagga	gtattgtcgc	gctggttcag	aagcgattgc	taaagcccat	agaagttcct	84060
gcctgtttgg	ttaagaacag	ttcttaggtg	ggggttaggt	ttttgtgtt	tctttgagga	84120

-continued

ccgtggatca	agatcaagga	aatctcttta	gaaccttatt	atggaagtct	gaagtttcca	84180
aatgttgagg	gttttatgtc	taaaagcaac	acgtgaaaaa	attgttttct	tcacccagtg	84240
ctgtcttcca	atttcctctt	tggggggagg	ggtagt tact	gctgttacta	aaataaaatt	84300
acttattgct	aaagttcccc	aacaggaaga	ccactacttt	tgatgacttt	ggcaagtttg	84360
ctaactactg	gaaccctaac	ttacaaacga	actacttaca	tttttgattt	ccagttgtat	84420
tacctgccca	atgtttacgt	agaaacagct	taattttgat	tctgggtaac	gttgttgcac	84480
ttcattaaaa	atacatatcc	gaagtgagca	agtatgggtc	tgtggacagc	agtgattttt	84540
cctgtcaatt	cctgttgctt	cagataaaat	gtaccagaca	gaggccgggc	gcggtggctc	84600
acgcctgtaa	tcccagcact	ttgggaggct	tggcgggtgg	atcacctgag	atcgggagtt	84660
caagaccagc	ctgaccaaca	tggagaaacc	cgtgtcttac	taaaaataca	aaattagcca	84720
gggtgggtgg	gcatgcctgt	aatgccagct	acttgggagg	ctgaagcagg	agaatcgctt	84780
gaacctggga	ggcggaggtt	gcggtgagcc	gagatagcac	cattgcactc	cagcctgggc	84840
aaaaagagcg	aaactccgtc	tcaaaaaaaa	agtaccagac	agaaatgggt	tttgttttct	84900
ttttttgttt	tgagacggag	tttcgctctt	gttgcccagg	ctcgagtgca	atggcgcgat	84960
ctcagtcctg	gctcactgca	acctctgtct	cccaggttta	atcgattctc	ctgcctcagc	85020
ctcccaagta	gctgggatta	cccatgcccc	accatgcccg	gctaattttt	gtatttttag	85080
tagaaaacgg	gcttcaccat	gttaggctgg	tcttgaaccc	ctgacctcaa	gtgggcctcc	85140
cacctcggcc	tcccaaagtg	ccaggattac	aggcatgagc	caccgcggcc	agccagaaat	85200
gggttttgga	aaaagcacta	aacaaaatcg	aacttggttt	catatgacag	ctctgotgct	85260
aactgtaaca	ggggcagacc	agttaacctc	cttttctgtc	ttctgtcagc	tgagaattag	85320
atgattccca	aaggccattt	gaactctgaa	tgactttaaa	tacttcttct	taagtgggta	85380
cacggttttg	gtaactgatg	ccagtgatg	aatgcatgaa	agtgcctaat	gaatgaaacc	85440
ggtaaaatag	taggaggaag	ctttatttgt	aaggcagggg	tataccta	agctctctaa	85500
tttattggta	ttgaagtgg	taacttttgt	ttttttaagg	ggggaaaaca	ttctaagaat	85560
aatgaggcaa	actgcatatt	gcacaagaga	ctgttgtctc	tattcaacaa	ataccttttg	85620
agtgtccaga	gtctgccagg	tgctgtgcta	ggccctcacg	attgagtagt	gaaccagaga	85680
atgtccctgc	acccatggag	cttattgtct	actggggtag	acagataata	aataagcaaa	85740
caaatcttct	ctcttctccc	tttcgctcca	tgtaagtgtg	tgtgtatagg	tgtatactta	85800
caagttgagt	aaagtgttat	gaaagattaa	gaggagaaat	gcatttttgt	tagatgttag	85860
aggactcagc	aggtagacct	gaaacttaga	gctgaaggat	cagtaggagg	taactagaga	85920
ggccagggaa	tcgcatgttc	aaaggccagg	aggcaagaaa	gagcatgggt	cccttcaaga	85980
gaggaaagaa	ggctactgtg	actggagcat	agatgtaggc	aagtgttggg	tgattgagag	86040
ctctacgggc	catggttagg	ttttattcct	aatgccgaga	tgccaaacat	ggtggttcat	86100
atctgtaatc	ccagtatttt	aggaggccga	ggcaggaata	tagcttgaac	ccaggagttc	86160
aagaccagcc	tgagcaacat	gagacctgta	caaaacattt	aaaaaattgc	tgggtatgat	86220
ggtgcacacc	tgtggtccca	gctactcagg	aggctgaggc	agaaggatca	cttgagccta	86280
ggaggtggag	gctacaatga	gcatattttg	agtcactaca	ctccagcctg	gatgacaaag	86340
tgagaccatg	tgtcaaacaa	aatacagaaa	gaatattaat	ttaaaatttt	gaaagaggag	86400

-continued

tgatctgaac ttatatctta aaaagatcat tctagggcat ggtggctcat gcctgtaatc	86460
aagggctttg ggaggctgag acaggaggat cacctgaggc cagttcgaga tcaacctgta	86520
cagcatagag agactccatc tctacaaaaa gaaaaataa atagctgggt gttgtgagtt	86580
attcaggagg ctgaagcaga aagatcactt gagcccagga gtttgaggct gcagtaagct	86640
atgatcccac cactgcaaca cagtgaatc ttgtctcaa aaaaaaaaaa aatcattcta	86700
ggtgcttttt ggaggctgga tgtggaaga gtagaagctg gagatggtcc tgtagggat	86760
tcgattcaga ctttaaatc catcaatgca ttgagtcaca aatttacatc actacgttg	86820
atccttgccc ctgaatccag actggtatat ccaactttag gttcagtttg tatctctacc	86880
tgaccaatat agagggtgcc agtcttttg cttccctagg ccacattgga agaagaattg	86940
tcttgagcca cacatagagt aactaacgc taacaatagc agatgagcta aaaaaaatc	87000
gaaaaacta taatgtttta agaaagtta cgaatttggt ttgggcacat tcagagccat	87060
cctggggccc gggatggaca agcttaatcc agtagatacc ttcaacttac aatatctaaa	87120
attttatgac agatttagtc attttaaacc tgctcatcag tttttctcaa gaagtagtat	87180
tttggtcttt tttcttttct tttttttgag atggagtttc gctcttatcg ttcaagctgg	87240
agtgcatggc cggatcttgg ctactgcaa cctccgcctc ctgggttcaa gtgattctcc	87300
tgccctcagc tcgcaagtag ctggaattac aggcacgccc caccatgacc agctaatttt	87360
tgagagcagg gtttcaccat gttggtcagg ctggttttgt actcctgacc tcaggtgac	87420
tgctgcctc ggccctccaa aggcctggat tacaggcatg agccaccgct cccgctgca	87480
tttttgatt tttagtgtc cagcccaaaa ctttagtaca tctttgaacc tcttcttcc	87540
tcctactcta tatctgatcc atcagcaaat ctgttaggtc tacctcacac atatcgaaat	87600
cctaccacgt ctccatctc gtgacaatta acaccctggt ctaggcagtc atctctgtta	87660
agattgagtg gtttaagtag tcctctaagg agatgacatt caaatcttag cttaaatgtc	87720
aagagggagc tgggtttata aagattgagg aggcagcatt attttgccat aggcttccat	87780
ttggtttcca ttccattctt gatacttatg gtatatattc aaaacaaatg cacagaaaca	87840
gaccaggtta tattgggaat ttccgatata gagttcctag ttgggaaaag atagactgat	87900
ctgtaaatga tgctagtatt ccatcatctg gcaaaaaata atttcctgcc tcctctcata	87960
tatctcagat caacagactt tttctgttaa gggccaaatc ataaatattt taggctttcc	88020
agaccatatg gtttctgtca cactctcctt tatccttgaa gccatagaca atatgtaaac	88080
aaatgggcat ggctgtgcta cgataaaact ttacttaca aaactggtag tgggccagtt	88140
taggcattggc cagcactttg ggaggctaag gcagatggat cacttggggt caggagtttg	88200
agaccagcct ggccaacatg gtgaaccctt gtctctacta aaaatacaaa aaatagctgg	88260
gcatggtggt ggtgtgtctt aattccagct actctggagg ctaagacaca agaatcactt	88320
gaaccagga ggagagggt gcagtgaact gagatagcac cactgcactc cagccagggt	88380
gacggagtct taaagcaaaa caaaacaaa ggtagtgggt tgtatttggc ccatgggctg	88440
tagtttgcca atccctgatg cagaacaaa ttccaggtaa ataagagcct ggaatgttaa	88500
aaaaacaaa cttgaagtca tgtagaagaa caggtagggg gaacaatcct gatctcagga	88560
taggaaggga tattgcttaa aataagacac aggaaaatat aatccatgtt gtgtaaattt	88620
gactacgtta aaacttaaaa ctttcgcaa gcgcggtggc tcacgcctgt aataccagta	88680

-continued

ctttgggagg	ccgaggtgag	cagatcacca	ggtcaggaga	ttgagaccat	cctggctaac	88740
acggtgaaac	cccgtctcta	ctaaaaatac	aaaacattag	ccgggcgtgg	tggcgggcgc	88800
ctgtagtccc	agctacttgg	gaggctgagg	caggagaatg	gcctgaaccc	gggaggcgaa	88860
gcttgacgtg	agctgagatc	gcgccactgc	actccagcct	ggcgacaga	gtgagattcc	88920
gtctcaaaaa	aacaaaacaa	aacaaagcaa	aaaacctaaa	actttcatac	aataaagtat	88980
acctaagata	cttctagaag	agaagattta	catccaggac	gtgtatggaa	tttctgcaag	89040
taataagtaa	aagacaaggg	acatgaagag	gcagttcaca	aaagagggaag	ccaaaatgac	89100
caataaacat	gaaaggatgt	ttaacctcaa	aggaaacaag	gaaatgaatt	aaaaacatca	89160
aatgccattt	caaaactagt	aagttggcaa	aattaaaaat	accaaggatg	agaatatgaa	89220
gcatggctat	atgagtgcac	ggaatggtac	agtcactttc	attaaaaatg	cacataattt	89280
gtttttttat	tatttttttg	agacagtcta	tgtcgcccag	gctagaatgc	agtggcatga	89340
tctcggctca	ccacaatctc	tgccctctgg	gttcaagcaa	ttctcctgcc	tcagcctcot	89400
gagtagctgg	gattacaggc	acatgccaca	acgcccggtt	aagttttgta	tttttagtag	89460
agacagggtt	ttgccatggt	ggccaggctg	gtctcgaact	cctgacctca	ggtgagctgc	89520
ttcccaaagt	gctgggatta	gaggcgtgag	ccaatgctcc	tggctgaaaa	aaatgcacat	89580
aatttgttac	ctagcaattc	catgtctaga	ggcttatcct	agagaaattc	ttgcttatat	89640
gcataggaag	acgtgtacta	gaatgttcac	tagttgaatg	tttaagtga	aattaggaaa	89700
taaaagtaaa	gttcattaac	aggaaaatga	gtaaagggtat	atttataaaa	caattaagta	89760
gctaaaatga	ataaactaga	gctgcgtgaa	tgaactagaa	ctggttcaat	agtcatgtca	89820
gattattgaa	tgaatacagg	tcagatatgt	atagagtgtc	atttgtgtaa	ttaatttttt	89880
tttttttttt	gagatggagt	ctcactctgt	tgcccaggct	ggagtgcagt	ggcgtgatct	89940
cagctcactg	caacctccac	ctcctggggt	aaagtgattc	tcctgcctca	gcctcccgag	90000
tagttgggat	tacaggcatg	caccaccatg	cccagctcat	tttctatttt	ttagtggcca	90060
cagggtttca	ccatgttggc	caggctggtc	ttgaactcct	gacctcaagt	gttccaccca	90120
acttggcctc	ccaaagtgct	aggattacag	gcgtgagcca	ccgtgctcag	ccatttgcgt	90180
gattttttaa	gatgtgcaga	ataatgccat	taaaaaaaaat	acacatacat	gtatatatat	90240
acacgtttgg	ctgggtgtgg	tggtccacac	ctgtaatccc	agcactttgg	gaggctgagg	90300
caggaggatc	acttgagccc	agggtgtacaa	gactagcctg	ggcgagatag	caagacccca	90360
tctcaacaac	agaaagata	attaggtatg	gtggcatgag	aggatcactt	gagcccagga	90420
gttcgagtgt	tatcaggcca	ctgcactcta	gcctggacaa	caaagcaaga	ccgtgtctca	90480
aaaaaataaa	aataaaaagt	atttgtatgt	ggcatagtc	aaaaaacgta	catggaagga	90540
aaatgtcttt	atttatattat	ttattttttt	ttttttaaga	cagagtcttg	ctctgtcacc	90600
caggctgggg	tacagtgggtg	taatctcagc	tcaccgcaat	ctcggcctcc	cgggttcaag	90660
cgattctctt	gcctcagcct	tctaagtagc	tgggactaca	ggtaccgcc	accacaccct	90720
gctaattctt	gtgttttcag	tagagacagg	gtttcaccat	gttggcaagg	ctggtctcga	90780
actcctgacc	ttaagtgagc	caccgcctt	ggcctcccaa	agtcctggga	ttacaggtgt	90840
gagccaactg	gcttggccag	gaaatatcta	atttagtaag	tatttatatc	tgggaaagga	90900
agggtcaggt	ggtgattcat	aggaaactcta	aagtctatgt	ataatactta	gggggacaga	90960

-continued

aggaaataaa	gcaaaatgct	gatatttgat	tggtgagttg	tgtatatgtt	agaagtataa	91020
cataggagat	ctgattgata	gtaggagaat	gttttttaggt	ggtaaaagt	gaaccgtggt	91080
ggtttgtttt	ggcagtagaa	tcagttggtc	atagtttgta	tgtggaaggt	aataaacaga	91140
ccatgttaag	gatgacttcc	ggaatttttg	tctgagtagt	gggtggatga	cagtgtcatt	91200
catgagggaa	gatgaagact	gaggtaggaa	caggtttggg	agaagatgac	atgttccctt	91260
ttagacaagt	ggaattatgg	aagatggcag	gtaggtggtt	agctatatga	atttgagata	91320
aaagatttag	gatggagata	taattttagg	agtaacagcg	tatctatggt	attgtaagcc	91380
ttaagaatgg	gtaggatcag	ccaggaaata	cagatgtata	tgcagaagag	aggagtcaag	91440
gaagccaaga	caagttaatg	tttaagtga	gtgatgtagt	ccatgggcag	atgctgctga	91500
gagggtgcga	aacaccagt	accctacaac	atttttaaat	gtcgtcttcc	tgacagcagt	91560
gatcagtacc	tgcaacgac	ttattttatt	tttcatgtt	agtctccaca	cacttgaatg	91620
tagacttttt	gaaggcaaaa	tcattgcctt	ttctgagctg	ggagcatgtc	tggcacatac	91680
caagcactca	acagttgatg	tattgacttc	atccagatac	tctgagggcg	agttatttcc	91740
tgctactagc	ctttcacctt	tcaatgttta	agagcacaaa	tacagagatg	ggcacgtttt	91800
ggcattttct	attttgataa	ccttttcctg	gtaagatttt	ttaatgttga	aaaaaaaaa	91860
caagaaaaga	gggttaaaaa	tagtcttatg	tcagatcctg	tgatagaatt	cacacttggc	91920
ttaagctgct	gggcaccttc	ctatcttgga	tgtcatatta	gcttatctac	agcagaattt	91980
ttactgtttt	atgtagtaag	gaagcaatta	tatgattatt	ttacagacaa	attattcttt	92040
atctttttat	tttttagacg	gagtctctct	ttgtctccca	ggctggagta	cagtgtcgcg	92100
atctcggtcc	actgcaacct	cgcctcctg	ggttcaagca	attctctgcc	tcagcctccc	92160
aagtagctgg	gcttacaggt	gtccgccacc	acaccagct	cattgttttg	tatttttagt	92220
agagatgggg	tttcaccatg	ttggccaggc	tggtcttgag	ctaactgacct	caggtgatcc	92280
accgccttg	gcatcccaaa	gtgctggaat	tacaggcgtg	agccaccgtg	cctggcccag	92340
acaaattatt	atactctgag	tgtagagggc	ttaggatgtt	ttcacttgat	gctatgggag	92400
gaataagtaa	taagatatga	tacacaacca	aagaccttc	ttcactatgc	ttctagtagc	92460
tagtactatg	gatgacacat	ggtaataata	ttggttagca	ttgtctctca	atttactgtg	92520
ctagtacttc	ttctaagccc	cttacaggta	tatatTTTTT	ttcatcaata	atcctctaag	92580
gtagttttta	ttattgacct	aattttataa	atcaagaaaa	ttaagacca	gagaagtaag	92640
taactgtgcc	aagatcacat	ggcttataag	tggtagagcc	agaatttgac	cccagatgtt	92700
gtgactacat	tgtctctcca	taagcaggtt	caactctttt	gactggatgc	tggtccaagg	92760
tcacttcctt	agagaagcct	ttgctgacaa	ctaccctcct	gtgccctcct	ccaaggctgt	92820
ccattgttct	agaactttga	atactcatct	tagaataaag	ctgggtcta	ttttacagt	92880
ttatagaatg	gatctctgac	tgcaaaagtt	ggtcataatt	atctttttat	gttctagtga	92940
aaggcaaaga	acaagagaag	acctcagatg	tgaagtccat	taaagtaag	ttctgccctt	93000
ggcagtcacc	tgcatataaa	agtatgtg	tttgcatgtg	tgagttcttt	aatcctgtta	93060
tactctctct	tttggcatta	atcatttctg	ccttatttta	taattactta	tgattttgat	93120
ttatttcctt	ctttaacctg	tataatgctt	taacatctag	catataataa	gtaggctttt	93180
tttttttttt	tttttttggg	gacggagtct	tgctctgtta	cccaggctgg	agtgacgtgg	93240

-continued

cgcgatcttg gctcactgca agctctgtct cccgggttca caccattctc ctgcctcagc	93300
ctccccagca gctgggacta cagggtgcacg gcgccacgcc tggctaattt tttgtatttt	93360
ttagtagaga cagagtttca ccatgttagc cagtatggtc tcgatctcct gaccttgtga	93420
tccgcccgcg tcggcctccc aaagtgcctg gattacaagc gtgagccacc gcacccggcc	93480
gtaagtaggc tttttttacc ttaattttat ttttttgaga tggagtcttg ctcttatccc	93540
caggctggag tgcagtggtg ccatctcggc tcaactgcagc atccacctcc cgggttcaag	93600
cgattctcct gcctcagcct cccgagtagc tgggattaca ggtggccgcc accatgcccc	93660
gctaattttt gtatttttag tagagacagg gtttcaccgt gttggccagg ccagtctcaa	93720
actcctgacc tcaagtgatc cactcgcctt ggctcccaa agtcctggga ttacaggcgt	93780
gagccaccat gcctggccat aagtaggctt ttactgagcc ttgtgtgtat tggctatcct	93840
agtattaca gtgaaccagt gccttctta ttaatcacac atttaattgt tccctaaaag	93900
tgattagtgc actttattta ttagtaaga caaaaatga agaatactct taactgagca	93960
gtctgttaac tgtaggaaa cactgacact tataaggctt agttttctgt catttatcca	94020
gaagtatggt tgattacagt ttttactttt ttatttgaat gaacaacctt aatttaaat	94080
atattttgtt tattttttgt tgggatcgat acattgtcct tgtttataga ttagagcatg	94140
ctttttaaag atgctgtatt actcactgat tttattgtc cagtgtacag agattgaagt	94200
gggaaaatta taatggaat tgttccata gtcattacat attaatttca tcaatttatt	94260
tccataaaat ctgtagattg ctacttattt agatttttcc ttcaaagtgt tttatgttgt	94320
attgcttgoa ctgagtattt attctatatg ctcaatttgc tggagaagaa gactaattat	94380
aacttaggca agttgtaaaa ttagggaaaa aagtaaggta ccttacagcc tagtttactt	94440
atttcttatg taaagccagt tagattccac attagttaa actgccttct ttgagcaaaa	94500
cttgattggc agtgataaag gcttaaaagg cttctcaagc agagacctgt aaagactaga	94560
tctgactgta gtagaaggaa ggaacttaga tgtttcaggc agtgagaaca ccagtcttcc	94620
actctaaact ttgccactaa cagtatgacc ttgggaagtt gtaactttct tcagattctt	94680
catttgttga atggggggat tggcctagct aatttctaaa tctctactgg gctaaaaaat	94740
tctgtgctta tactctgatt atgaagtaca taatctgtgc ttaacattca ctgacttacc	94800
cttaggataa tacagaagca gtacaagaaa cagcccctca agatgtttgc agtctggtta	94860
gaaagacaaa cttatacaca gaacagtagc aaatagacca aaataataat agctgccatt	94920
tatagaacac ttcttctggt ctgggcatta gacaaaaact gactataacg gtgaacaaaa	94980
aagacttagg tcttgccttc attgaactta cagattagta ggggagagga acattaatca	95040
agtaattcca cagatggcct agcctagatt ggtagtgatg gaagtaaaga gatgtgaacg	95100
gacttgaaaa aaaattcgga ggcaaatgg atagaagttt attattgatt aaatatgagg	95160
tgtgagagag agggatattt aagattgata cctaccttct ggcttgccct acagaaccaa	95220
aacaggaaat tatatgttca gttttgttat gttgggtggg aggtgctttt gagtcatcca	95280
tttatatatg ttatatatgt tttttatat gcataagta ttaaggtct gagttttaaa	95340
ccaaaggtta gagagtgatt ttttagagtc tagcaaacct aagttgaaat cctgcctggt	95400
gaaatggctg tttactagct cattaaccta gggcaagta ttcaacttgt tttcattttt	95460
gtcttcatct ctaaaatgag gaaaatatgg tcttacaaga ttgtcctgag agatagatga	95520

-continued

aataatatcc	aaaaaaaaa	aaggtacata	gagaaactcg	tatagtgcct	ggtatatagt	95580
aggtcctcca	ttggtagcta	tcattatcta	gttttaacat	agccttcagt	ttggtgaatt	95640
agtcaaactg	agtgaagcac	tgcaaggaat	tcagaggaat	ttgagatcaa	caaatgattt	95700
ctgaagttta	gggaagactt	catggcaatg	acacttacct	tgtataaaag	ttgaagaata	95760
agaaagattt	gaatgagaga	ttctttctct	tctccctacc	agcccagctt	cttattttgag	95820
gatatattgg	gcaaaggggc	cttcagacaa	gtagagggag	atttttacag	aaagattgag	95880
atgaaggtat	agaaggctgt	aaagaccaga	aaagagaatt	gagacagagg	aagcaggaag	95940
ccactgtagg	tttttgagca	agatattgat	gctgtaagta	tgggtgtttat	gaaagggttag	96000
tctggaagag	atttgcagga	tggagacccc	ggaagttttt	ttgttataat	acagaaagac	96060
ttgacttgag	ggtgaggtgt	taaaaataaa	caggtaaagta	aatgtttaaa	catcttgaag	96120
gaaaagtcaa	caaatcttgg	caagtaaaca	gataacagtg	aaaaagaatg	ggaccaagat	96180
tttgagtttt	ggagactggg	ggattgaaca	gacagggaaa	ttgagaggag	aatcagatga	96240
tgatgtttta	agttgatatt	tagacagatt	gtgcttgaga	tggtaaagtc	aatgtgggtg	96300
ggaatgctta	gtagcgagta	atcagtata	caagaccaa	gccaggtca	aagacaagtc	96360
acagatacag	atcagggcct	tttcatctgc	tccacagagg	tgtaccctag	gagctgttgc	96420
aaacagtcca	tgtggagggg	gtgagtaaga	tgtttccctt	gaatttgcca	gaattacttt	96480
tttgttgttg	ttgttgtttt	ttctgagaca	gattctcgct	ctgttgccca	ggctggaggg	96540
cagtggcgag	atcgcgagc	tcaactgcaac	ctctgcctct	cgggttcgag	tgattctcct	96600
gcctcagcct	ccaagtagc	tgggattaca	ggcttgtgcc	accaagccca	gctaatttct	96660
tttgtatttt	tagtagagat	gggttttcac	catgttgcc	agactggtct	cgaactcctg	96720
gcctcgtgat	ctgcctgcct	cagcctccaa	aagtctctgg	attacaggcg	tgaaccactg	96780
cacccggtcc	cttgtaagt	ttattttggt	gggaagcaa	ggaggtttca	gcttttaaaa	96840
agtttgaaaa	ttattgtctt	ggtaataatt	aaagatttga	gagtaaatat	gctttctagc	96900
agaaagaata	aaagaagaac	agatagcctc	aagaagggga	gccaaagaag	caggctatat	96960
ctgacacact	gggtgttgat	aaatgggtat	taaaagaatg	agagcaatga	gcagatagaa	97020
gaggaaatta	ggagagtata	ataccatgga	gaccaagaaa	gatagactat	caggaaggag	97080
tggtaaaaa	aagttagtag	ttctaagaga	gatgttaaga	gggaccgggg	aaagccttgt	97140
acaaatgagt	tagtagcatt	ttacattata	tacatcta	taagaaacaa	tgcgagagtc	97200
tcaccattcc	tatagactct	tacttgtact	tgtctgaaca	cgaaaactgg	cttttgttta	97260
taaataagct	aaaaattatt	ttgtcccaat	ttctcatgaa	aataaaaaata	aaccttcttt	97320
taacattgaa	aaaatagttt	gaagacagtc	actcttcatt	ttgtaattcc	cacaactatt	97380
attgaatgac	tgaattatc	tttattctga	agccaaagg	gtgatactga	tatttcttca	97440
gactactaaa	aatatatatt	atgaattttt	agtgtgcttt	atcttttttt	gttttttttt	97500
ttgagatgga	gtttcactcc	cgttgctcag	gctggagggc	agtggtgcaa	tctcagctca	97560
ctgcaacctt	cgcctcccag	attcaagcaa	ttctcctgcc	tcggtctccc	aagtagctgg	97620
gattacaggc	acctgcccc	acaccagct	aattttttgt	attttttagta	gagacaggg	97680
ttcaccatgt	tggtcaggct	ggtcttgaac	tcctgacctc	aggtagatcca	cccaccttgg	97740
cctcccaaag	tactgcgatt	gcaggcatga	gccaccatgc	ctggcctgag	gaatatattt	97800

-continued

ctaggttccc	cccaccccaa	gcatttattc	tgcaatttta	gttttggtcc	taaagcaagc	97860
aaggtttaag	gatttaaaaa	taatccgtat	tttagaatgc	tttctggcct	tgttactttt	97920
tatccacagt	agaagttctc	agagaatgat	ctccctcttt	taatttaact	ttttggcaca	97980
gtattttgag	aattataaat	aatattagaa	tgttttctgg	ctgggtgtgg	tggtcatgc	98040
ctgtaatcct	ggctacttgg	gaggctgagg	caggagaatc	actgaacat	gggaggcaga	98100
ggttgacagt	agccgaggtc	atgccactgc	actccagcct	gggtgacaga	gcaagactct	98160
gtctgggaaa	aaaaaaaaaa	aaaaaaagag	tgttttcttt	cctattttcc	accacttgat	98220
taagttactt	ttctcttaa	gtattttttg	ctgagtatgc	tgacttaaga	gtaatgttac	98280
aaaatttaat	ttttaagtt	ctctgaaagc	ccctttatga	gagtttttag	ctatcaaat	98340
gtgtttaatt	cttaacaatt	ttttgaaaaa	ttatagcttc	aatatccgta	cattccccac	98400
aaaaagcac	taaaatcat	gccttgctgg	aggctgcagg	accaagtc	gttgcaatca	98460
atgccatttc	tgccaacatg	gactcctttt	caagtagcag	gacagccaca	cttaagaagc	98520
agccaagcca	catggaggcc	gtcatttttg	gtgacctggg	taagtaacta	tcatttttta	98580
ttaacttgta	ttagaaggat	ttgagtacaa	tatgtgaaac	ttctgtcata	ggatacagaa	98640
ctatataatt	ggaaagtgtc	ttggaaaaaa	tgtatttaaa	ataacagcta	caagtataat	98700
gggtagctgt	gttgtgttcc	tgtaaatata	gaatataaag	catgccagct	agaaaaacaa	98760
gcatttccag	aagaaatata	tctgatcact	aaatataaat	atatgaaaaa	gatgtctcac	98820
tttattactg	aggggaagtgc	aaattaaaaa	aatcagttaa	tgttctccta	acacattagc	98880
atatttttta	aagtttgaca	atttgaatgt	cagtgaagat	gcagggaat	accctctcta	98940
tttagtgata	atataatctg	gtgaagactc	tttggaagc	aatttgga	tcagtataaa	99000
atatgcattg	catttaggcc	actctttcta	agacctagcc	ctcagatatg	ctcattcata	99060
tgtgcaggtg	tgtatgtgtg	tgtgtgtgtg	tgtgtgtgtg	tgtatatgta	tgtatgtatg	99120
tatgtatgta	tgtatgttga	aggctattca	ttatagtatt	gtttgtgata	gcaaaaaatt	99180
atggacaaca	tataaatatc	tgttataggg	aaataaccaa	attgtgggat	acgcatgctc	99240
tgtagtataa	atagccattt	tgtttctatt	tatttatttt	cttgagacag	ggttttactc	99300
tggtgcccag	gctggagtgc	agtggatatg	tcatggttca	ctgcagcctt	cacctctcgg	99360
gcacaagcca	ttctctcgcc	tcagcctcca	gagttactag	gactgcaggc	atgtgtcacc	99420
acacccagat	aattttttta	ttttttgtag	agacagggtc	tcactatgtt	gcctaagctg	99480
gtctcaaaact	cctggcctca	agcaattctc	ccacacaggc	ctcccaaagt	gctgggatta	99540
ccaacgtgaa	ccaccacacc	tggttcagtg	tagccattta	gaaatctaaa	aaagacgtgg	99600
gaaaatgtct	aaggcatgtt	taaatgtgag	aaaagcaagt	cacagtatgc	atggtaaaat	99660
ccgttatatt	aaaataagtt	cttccaaaac	aaaaacatat	gcaggagacc	tttattttgt	99720
cagtatttct	tacccaaaat	tctgcactta	gaaaattgca	tgtcatgttg	tcataagttg	99780
aaaaaaagat	ccatgaacca	atggacttct	aataaaatca	gtcctgcttt	tgacatctct	99840
ctctactttt	gtgtatatct	aaaccagagt	gtcaatgtgt	ttgtggggca	cacttagcaa	99900
taatacatag	cagacaaaat	gcataatagct	cagagagtaa	aattgtaagt	tttgctagat	99960
cactcataaa	ttgtgatga	gaatttaaaa	tggtgcagat	gctctggaaa	acaggcagtt	100020
tctttctttc	tttttttttt	tcttttttag	acagggtctc	actctgtgtc	gcaggctgga	100080

-continued

gtacagtggc gtgattacaa ctcaactgcag cctcaccctc ctcaggttca ggtgatcctc 100140
 cctcagtctc ctgagtagct gggactatag gcacgcacca ccacgcctgg ctaatttttg 100200
 tatttttttt tttttttttt gtagagacgg ggtttcgcca tgtttcccag gctggtctca 100260
 aactcctgga atcaagcgat ccacttgcgt aggcctccca aagtgtctggg attacgggag 100320
 tgagctactg tgcctggcct aggcagtttg tttgtttggt tgtttgtttg tttatatttt 100380
 tgtagacgga gtctcacagg ctggagtgcg gtggcccaat ttttggtcga ctgcaacctc 100440
 cgccctccag gttcaagcta ttctcctgcc tcagcctcct gagtagctgg gatgacaggt 100500
 gcttgccata atgcctggct gattttttgta tatttagtag atatgggggt tcacatggtt 100560
 ggtcaggctg gttttgaact cctgacctca ggtgatcagc ccgcctcggc ctcccaaagt 100620
 gctgggatta caggcatgag ccgtcatccc tggctggtgg tttcttatga cgtgaaacat 100680
 gcaattacca tatgacctag cagttgcact ctgtatttat ccagataaa tgaaaactta 100740
 ccttccaata aaaacctgtg cacaaatggt catagcagct taatattgaa aaactggatg 100800
 ttcttcacga ggtgaatgaa ctggttcatt cataccatgg aataccattc agcaataaaa 100860
 aggaacaaac tgttgatata tttaaccacc tggatgaata tcaagggaat tatgctgtca 100920
 gacaaaaacc agtccctaaa gactacatat agtatgattc cgtttgata atattcttga 100980
 aatagagaaa ttaagagaaa tgaaaagatt agtgtttgcc agatgttaga gacagggagg 101040
 tgagaggggt aagtgggtgt agttataaaa gtgcaacatg agggatcttt gtgatgttga 101100
 agttgtatct tggcagtgga tgcagaaatc tcaatgtgat aaaattacaa agaactaaaa 101160
 acaagaatga gtatagataa aactggggaa atctgaacaa gtagagtgtt tgtatcactg 101220
 tcagtatctt agagtgatat tgtactatag ctttgcaaga tgttaccatg ggagaaacta 101280
 aagtgtacaa gggatctcta ggtattatta tttttttaga gatgggggtt cactatgttc 101340
 cccaggccgg tcttgaactc ctgggctcta gtgatccgcc tgccccagcc tcctaaagta 101400
 ctggaattac aggcgtgagc gaccatgcct ggccctttca gtattgtatc ttagaacttc 101460
 atgtgaatct agcattatct catagaattt aattaaaaga aattgtaaac ctcacagaag 101520
 atcagaattt cctcaagttt gtgatgttga caaagatgaa ctagttagca ctgacagtaa 101580
 gactgaggat gaagacacga cgtgcttcaa aaaaatgatt tgaatatcaa tggattaaga 101640
 agaactcttt tgacaaattg atgaaacct cagtcagttt tataagaatg cccatcttta 101700
 tgatcatgct atgaaagcca atttttaaaa aaattttttg tctttcctaa caattagctt 101760
 gtggttataa tttaaattta gttaaataata agataaatga ttttttatta agtttagttt 101820
 catttttcaa ggtacgatct caaagctact ctttaacctc ctatgaatga ataatgctga 101880
 gttcataaca tctttgtaga tatatccaca attttcctc aggataagt cctacaagtg 101940
 gaattactgg actgaaaata atgcagtttg ctaagacttt gctatctggt cctgaatgct 102000
 cctccaaaaa ggttttgcca gtttacatcc tcatgaccag cgaatgagag tgttgccat 102060
 tttcctgtgc cctgtttact gcttaataat ttttgaaaa aatctaattt gacagacaaa 102120
 aatgcatttt atgttaattt gcttttctgg gatttttaat gaggttgagt atagttttta 102180
 atatttttat tggccctttt ggaactagta tcataagttt tttttcttaa gaatttatgt 102240
 agtctgggct gggcgcatg gctcacgcct gcaatcccag cactttggga ggccgagggtg 102300
 ggtggattgc cgaaggtcag gagtttgaga ccatcctgac caacatgggtg aaaccgaatc 102360

-continued

tctactaaaa gtacaaaaac tagctcagcg tgggtggcggg tgcctgtaat cccagctact 102420
taggaggctg agtcaagaga atcgcttgaa cccgggaggt ggagggttgt tgcattgagc 102480
cgagatcgcg ccattgctct ccagcctagg caacaagagt gaaaagtctc aaaaaaaaaa 102540
aaaaaaaaa aaaaaagaat ttacatggtc tgaattgcc aaaaaagaga tatgagaatt 102600
attgagtaac aaataacttt ttaataattht aggcaagtht tggacgattg tactttgttt 102660
agaaaccaa agcatagtat ttgtagthtt tttatttact ttagttgcta ggaagtaaac 102720
tttattcaag gtctctggta ccagttgttg ctaaaagtga ttgactaatc tgtcaatctg 102780
aaattatttg ttgtgaact gctaattctt ttgcttctat cttttaggca gatcttgtct 102840
ggactaccag actcaagaga ccaaactcaag cttttctaag acccttgaa aagtcttgca 102900
cgacactatt gtctccctt acttcattca attcatggaa ctctggcgaa tggagcattt 102960
ggtgaaattt tggttagagg ctgaaagtht tcattcaaca acttggtcgc gaataagagc 103020
acacagtcta aacacagtga agcagagctc actggctgag cctgtctctc catctaaaaa 103080
gcatgaaact acagcgtctt ttttaactga ttctcttgat aagagattgg aggattctgg 103140
ctcagcacag ttgtttatga ctcatcaga aggaattgac ctgaataata gaactaacag 103200
cactcagaat cacttgctgc tttccagga atgtgacagt gccattctc tccgtcttga 103260
aatggccaga gcaggaactc accaagtttc catggaaacc caagaatctt cctctacact 103320
tacagtagcc agtagaaata gtcccgttc tcactaaaa gaattgtcag gaaaactaat 103380
gaaaagttag tatgtgattt tcttgttgt acatatgtgt ctactttct ttttttaatt 103440
tactaagcag aacttcagat gaggaataaa atgattggaa tatttttttt ctctctaac 103500
tacttgtaaa tttgggagaa tttggagagt gtagtagagt cagatcagtg tatggaaaag 103560
gagcaggagt gactggacct tctaagaagt gtgttatcag aattagtaaa tgaagggtca 103620
aatgtcctac ttttccctc cactgatttt gacatcaaac cattatccac atagccttat 103680
ttctccctc ggtcttaatt ttattaatat ttactgcac ttgcagata aaatttttaa 103740
aaaattttta aaaattgcca ataagtgaca tttattaagt tcagtgccta gtgtatattt 103800
ggattttatt tattagtcac aagaccttg tgcaggtagt agcoatgatt atcttttttt 103860
ttttgagatg gagtcttgct ctgtcgccca ggctggagt caatggcgcg gtctcggtc 103920
actgcaacct cgggttctat gccattctcc tgcctcagcc tcccaaatag ctgggactac 103980
agggcctgc caccacccc ggctaatttt tttgtatttt tagtagagac ggggtttcac 104040
catgttcgcc aggatgtct ctatctctg actttgtgat ccgcctgcct cggcctccca 104100
aagtgtctgg attacaggca tgagccaccg cgcccgact gattatctta ttacacatg 104160
agaaaaccag ggcttagaaa ggtaggtaa cttctctag gttgtacagt aaatgtggac 104220
ctagaagcat tttgacaaga gcactgttt tttttcttc tctattagtt tagaaattat 104280
atactcttaa ttatcacctg ggattttgat tagacagcct tcatgttctt tttcatctta 104340
aatgttcttt gtgtcttaaa ggctaagtg atttctcag atcttttagt tcaactattc 104400
tcagtgaact aaaaatgagt ctaatctgct actgaatcaa gttttcagca tgttatctc 104460
ttctccctc cctccctct tcctccctc aaccaggctc ccgaggagct gggattacag 104520
gcgcccgcga cactctctg ctaattttta tatttttagta gagacgggt ttcaccatgt 104580
tggtcaggct gatcttgaac tcctgacctc aagtgaacca cctgcctcgg cctcccaag 104640

-continued

tgctgggatt	acaggcatga	atcaccacac	ctgacggcat	gttatittca	tcgcaaagtt	104700
actgtaagct	gggagaagtg	gcacacactt	gtactcccag	ctactcagga	agcttaaggt	104760
gagaagattg	cttgagccca	ggagttttga	gaccaacctg	ggcaacacag	caagacccca	104820
gctcaaacaa	agaaaaaaag	ttattgaatt	ttttatttct	atggatcatt	ttttgtagtt	104880
tcttattcct	ttcacccttc	attcccactt	ttgatcccat	cttttattta	tttagtttta	104940
ttaaatgtat	atttgtctga	taattctgct	atctacagtt	ttttgtggac	ctgactcagc	105000
atttctttgt	ttcttcggat	tcagactgtt	ggaggcttgt	gatttttagtg	atttttggcc	105060
gtgaacatgt	ttcttggaat	tttgtctgtg	ggaattctct	gtgtactctg	tataaattaa	105120
gttacttcag	gtgttttgca	ttttcttttg	ccatgcacct	ggggcctggg	tcactaccct	105180
tctggtacca	cttaaaactg	aatttttctg	ttgggtgctc	gtactgatcc	tgtatgagta	105240
caggtttata	cttactgtag	aaatatgggt	tttgattatg	gggtattgtc	ccagatgggt	105300
ctggagtatt	aatatgctct	ctgttaaact	taatgtgttg	tcctgtataa	actccaaaaa	105360
tctgaattcc	agaatactac	tggcccaaaa	tgtttaagat	aagggcactg	cctgtatttg	105420
tttctgcctc	ccactatttt	ccttagttta	acacaaactc	acctttttta	aaaacatttt	105480
gagagaattc	agtattggga	agagtttcta	acctgtttct	ggaaatggaa	gtccaaagtc	105540
tgttttctga	attgtttttt	ttttgagatg	gagtctcact	ctgtcaccca	ggctggagtg	105600
caatgacgta	ctctcagctc	actgcaacct	ccacctcccg	ggttcaagcg	attctcttgc	105660
ctcagccccc	tgagtagctg	ggattacagg	tgcccaccac	catgcctggc	tgatttttgt	105720
atttttagaa	gagatggggt	ttcgccatgt	tggccaggct	ggtcttgaa	tcctgacttt	105780
gtgatctgcc	cacctcagcc	tcccaaagtg	ctaggattat	gtttctgtaa	ttgtaataca	105840
tttattgttt	ttagaaactg	tctttgcttt	agtggtaatt	ttcaataaaa	atagaaatag	105900
cagtggagtt	attaaaagag	cattagttac	atttttcctt	ttttcattat	cttcaaatat	105960
tatatatagt	aagtttgacc	tttttaaaat	gtatacttgt	atcagtttta	acacatacat	106020
agatttcctg	aactgtcacc	actataaggg	taaagaacag	ttagttcctt	cacctttgaa	106080
gtcaagcccc	acctctatcc	caacacttgg	caaccgctga	tctttctccg	tctcaatagc	106140
tttgcccttt	ctcttttttt	ttcttatttt	tttttttgag	acagcgtctt	gctctgtcgc	106200
ccgagctgga	gtgcagtggg	gcaatctcgg	ctcactgcaa	cctccgcctc	ctgggttcaa	106260
gcagttctcc	tgcccttagc	tccttagtag	ctgggattat	aggcacgcac	caccacacc	106320
ggctgatttt	tttgtatttt	tagtagaaat	ggggtttcac	catgttggcc	aggctggtct	106380
caaactcttg	acctcaagtg	atccacctgc	ctcggcctcc	caaagtgtct	ggattacagg	106440
cgtgagccac	tgtgcccaat	caggactttt	tttttttaaa	tttacattca	acttgctcatt	106500
ttttctctgt	atggattgtg	ccttcagagt	cacacctaag	agccctttgc	ctaagcaaag	106560
gtcatgaaga	ttttctcata	tgtttccttt	taaaagtatt	gtgggtggcc	agggtccatg	106620
gcttatgcct	gtaatctcag	cactttgaga	agctgagggt	ggcagattac	gaggtcagga	106680
gatcgagacc	atctcgcta	atgcggtgaa	acccatctc	tactaaaaat	acaaaaaaa	106740
aaaaaaatta	gccgggcgtg	gtggcgggca	cctgtagtcc	cagctacttg	agaggttgag	106800
gcaggagaat	agtgtaaac	cgggaggtgg	agcttgacgt	gagccgagat	cgcgccactg	106860
cactccagcc	tgggcaacac	agtgagactc	catctcaaaa	aaaaaaaaaa	agtattatgg	106920

-continued

```

ttttacactt tacgtttaga tatatatctt ttttgagtta atgtcgtata agtatgaggg 106980
ttacgtcaga ttttttgttt tttgtttatt tttacatatg gatgtctagt tgttctaata 107040
ccatttgttg aaaagacaac ctttactcca ttgaattgcc tttgtacttt tgccatattt 107100
gtctaggcct gtttttgac tcctttttct gtttcatgat gtgtgtgtct attcctttgt 107160
taataccaca tggctttaat tactgtatag taagtcttaa aattgggtaa tgctggcctt 107220
ataaaacgaa ttgggaagtt tttattttta ctcttatttc cttttcttag aagagattgt 107280
gtagaattgg tgtcatttct tctttagata tttggttgaa ttgggaagtg atgccatctg 107340
ggcctagggt tttgtttttt gtgtgtgaga cagagtctca cttctgtcac ccaggttgga 107400
gtgcagtggg gagatcttgg ctactgcaa cctctgcctc ccaggttcaa gttatcctcc 107460
tgccctcagcc tcccaaatag ctgggattac aagcgtgtgc caccatgcc cactaatattt 107520
tgtattttta atgcagacag ggtttcacca tgttagccaa gctgggtctcg aacttgtgac 107580
ctcaagtgat tagcccacct tggcctccca aagtgttagg attatagatg tgagccaccg 107640
tgccctggcag ggcctagggt ttttcttttt cagagtattt taaactatga attcagatta 107700
tttaatatag ataggactat ttaagttatc tgtttcttct tgagtgaatt tttactgtag 107760
tttatggcct ttgagtaatt aattgtattg aattgtcaaa tttatgagcg tgtaattatt 107820
tatagcattt cgggtttgta gtggtatccc tcttttattc ctgggtgttg caattgtgtc 107880
ttgtttttct ttgtcagatt gtatagggat ttattagtct tttcaaagaa ctagcttttg 107940
ttttgatatt tctgttggtt tgttttcaat tttattgatt ttctgctctt tattatttct 108000
tttctattat ttctgcttgc ttgggttita ttttactctt ttttttttct ccaagtgtgt 108060
taaagtagaa acttagattt ctgggttgag acctttcttt tctaagataa gcatttaata 108120
ctgtaaatatt ccttctaacc actgctttag ttacaccccc acaaattctg gtattttgaa 108180
ctgagcacaa atgaatggt ctaatttccc ttgaatctta ttcttttacc aatgaattat 108240
ttagaaatat gttatttagt ttgcaagcaa ttggagactt ttttcctgtt atttttctac 108300
cattttattc tcatttcatt atattatggt cagagaatat attttgaatg atttcattta 108360
ttaattttta aaaataacat taaaaaat tttaaatgt gaatatacca catacagtat 108420
aaagattgta cattctgttt ttggacagtt ttctataaat gtcaagtga tttagtgggt 108480
taatgatggg gttcagtttt tctttattct tgctgatact ttgtatgcag ttatatcact 108540
ttattactca gaagagtgtt gaactttcca actacaattt ttttttccaa ttttactttc 108600
agctctatct gggtttgctt catgtatttt gaggctctgt tgttaggtgt gtacacattc 108660
aggatgatat cttctgggtg aattgcctgt tttatcatta tgtaattccc tctttatggg 108720
aattttctct gttctaagat cagaaatato tgttgtccaa tttatataga cactgcagct 108780
ttcattttgat tagtgcttgc atggcatatc tttttccatt tttttacttt tgatctacct 108840
ttataattct atttaaaggg ggcttcttgt aggcagcata tagttgggta gtgttattta 108900
tttattttatt tattttttta tttattttatt tattgagaca gagttttgct cttgttgccc 108960
aagctggagt gcagtgtgtc aatcctggct taccacaacc tccacctcct ggggtgcagt 109020
gattctcctg cctcagcctc ccaagtagct gggattacag gcacgcgcac catgcctggc 109080
tgattttttg tatttttagt agaaacggat tttcaccatg ttagccaggc tcgtcttgaa 109140
ctcctgacct cagtgatcc acctgctttg gcctccaaa gtgctgggat tacaggcgtg 109200

```

-continued

```

agccactgca cccggctgag tcatgttatt tttaatcttt tctcacaata cagggttttt 109260
gttggtaaat ttaattatatt taatataaat tttagtataa ttattttacat taaatgtaac 109320
tgttgctactg gggatatttat aatgtgtaaa tataattatt ggtattaata taattatatt 109380
actcataata atattaatat ctttggattt agattaccag tttagtatat gtttttctgt 109440
ttctccctct ttgatttccc cttttttgct tttttttttt ttttaattct tatttttttt 109500
tagtatttgt tgatcattct tgggtgtttc ttggagaggg ggatttggca gggcatagg 109560
acaatagttg agggaaggtc agcagataaa catgtgaaca aggtctctgg ttttcctaga 109620
cagaggaccc tgcggccttc tgcagtgttt gtgtccctgg gtacttgaga ttagggagtg 109680
gtgatgactc ttaacgagca tgctgccttc aagcatctgt ttaacaaagc acatcttgca 109740
ccacccttaa tccatttaac cctgagtgtt aatagcacat gtttcagaga gcagggggtt 109800
gggggtaagg ttatagatta acagcatccc aaggcagaag aatttttctt agtacagaac 109860
aaaatggagt ctcccatgtc tacttctttc tacacagaca cagtaacaat ctgatctctc 109920
tttcttttcc ccacatttcc cccttttcta ttgcacaaaa ctgccatcgt catcatggcc 109980
cgttctcaat gagctgttgg gtacacctcc cagacggggt ggagctggg cagaggggct 110040
cctcacttcc cagatggggc agccgggcag aggcgcccc cactccccag acggggcagt 110100
ggccgggagg aggcgcccc cactccctc cggatgggg cggctggcg ggcgggggct 110160
gacccccac ctccctccc gagcggggcg ctggccgggc gggggctgac cccccacctc 110220
cctcccatg gggcgggctg gccggggcgg ggtgcccc cactccctc ccggacgggg 110280
cggctgcggg gctgaggggc tcctcacttc gcagaccggg cggctgcgg ggcgaggggc 110340
tcctcacttc tcagacgggg cgcccgggca gagacgctcc tcacctcca gatggggtgg 110400
cggtcgggca gagacactcc tcagtcccca gacggggtcg cgccgggca gaggcgctcc 110460
tcccatccca gacggggcgg cggggcagag gtggtcccca catctcagac gatgggctgc 110520
cgggcagaga cactcctcac ttcttagacg ggatggcagc cgggaagagg tgctcctcac 110580
ttccagacg gggcgggcgg tcagaggggc tcctcacatc ccagacgatg ggcggctagg 110640
cagagacgct cctcacttcc cggacggggt ggcggccggg cagaggtgc aatctcgga 110700
ctttgggagg ccaaggcagg cggctgggaa gtggaggtg tagggagctg agatcacgcc 110760
actgcactcc agcctgggca acattgagca ttgagtgagc gagactccgt ctgcaatcct 110820
ggcacctcgg gaggccgagg caggcagatc actcgcggtc aggagctgga gaccagcccg 110880
gccaacacag cgaaacccc tctccaccaa aaaatgcaa aaccagtcag gtgtggcggc 110940
gtgcgcctgc aatcccaggc actctgcagg ctgaggcagg agaatcaggc agggagggtg 111000
cagtgagcgg agatggcggc agtacagtcc agcctcggct ttcacaactt tggtggcac 111060
agagggagac cggggagagg gagagggaga cgagggagag cccctttttt gctttctttt 111120
ggattatttg aatttttctc taaatttatt tatcttactt atttatttat ttttttgagt 111180
gattctcctg ccacagctcc caagtagctg ggactgcagg catgtgccac tacaccagc 111240
taattttttt gtatttttag tagagacagg gtttcacatc attggccagg ctggtcttga 111300
actcttgacc tcaagtgatc cactgcctc ggctcccaa agtgctggga ttacaggcgt 111360
gagccaccat gccctgcctt tttctagaat ttatatattg agttcttgat tgtatctttt 111420
tatgtaggct ttttagtggc ttctctagga attacaatat acatactttt cacagtgtac 111480

```

-continued

tcacatttaa tattttgtaa cttcaagtgg aatgtagaaa acttaaccac cataaaaata 111540
gaactaggga tgagggttaa aaagagagag aaaagaaatg taataaagat ttaataacac 111600
cgtttttttt tttttttctc tttttttttt gagacagagt ctctctttct gttaccaggc 111660
tggagtgca gggcgtgac ttggctcact gcaacctccg cctcctgggt tcaagtgttt 111720
ctcctgcctc agcctactga gtagctggga ttacagggtc gcgccaccat gccagctaa 111780
tttttgtatt ttagtagag acggtttcac tgtgtggcc aggatggtct cgatttcttg 111840
acctgtgat tcgctctcct cagcctccca aagtgtggg attacaggcg tgagccaccg 111900
cgcccggtta agtctttaa ttttttttg acattgcact tttctctttt tccttctagg 111960
attttagtaa cccaaatgtt agttttgtta ttgtttgca ggttcctgag gctttcctta 112020
cttctttaa ttttttttct ctgttttca gcttcgaaa tttctattca tctgtcttca 112080
aattcactgg ttctttcccg ttatttccat tctgtattg agtctttgta gtgaatttta 112140
aattttgttt attatgtttt ttagttctaa aattttcttt ttttgtgat gtcttatact 112200
ttgctcctga aactcttatt tgtttcagga gtgatcttat ttcttagagc atggtttttag 112260
tagctactta aaatttggtt tatcatccca gcatatgtgt cctcttgatt gtcttttctc 112320
ttgtgagata atgggatttt ctggttcttt atatgacaat taattttgga ttgtatcttg 112380
gacagtttga cttacgttac atgattctga atcttgttta aatcctgtgg aaaatattga 112440
agtttttgct ttaacaagca gttgacctag ttaggttcag tccacaaatt ctaagcagca 112500
ttctgtcggc tctggttcca tcatcagttc agttttgtat cttatctgct tatgtgcctt 112560
tctgtgtcca gtctgggacc tggccaatgg tcagggtcca aagcctttgt acacttttag 112620
aagcaggggc atgcacacc agctcacgag tggccccggg agtgcacata caactcgacg 112680
ttttcatggg ctcttctttt tctgtgatgt cctgacacg ttctgccttc taagaacctc 112740
cctttatccc tttcctgttg tctggctaga aagtcagggc tttagattcc ctatacttca 112800
gcacacttcc tgtagctatg tcaacctctg tggccacgac ttcttcttct tgggactgca 112860
gtttctcttg tcagaaagta ggattcttgg agctgctgtc attgctgctg tggctgctct 112920
gatgctgcct gggagtcgaa ggagagaaag gaacaaaaca aaacaacca ggggatttcc 112980
tccactctct ttgatccgtg agagccccct ttcctgttcc tcagaccaga aatagagggc 113040
ctgtcttgga acttcttctt tgtgcatctg gtgtgcagtt tcagcttttg agtccaggcc 113100
aggaggtgct ggacaaactt gtcaggagta cggagggtact gcaagttctg attacttttc 113160
tcagtcacc tgcttccaag tccttgatg catttgtcca ttgttttgag ttgcattcca 113220
tgaggagagac agaagagtgt gcttatttca tcttgacata cttattagga tttcatatca 113280
aatcaacgga tgatattctc tatattaatt tgctgttttc ctttagcaa gcacattagg 113340
aaaataacac ttaaacacc gcctttgggt gtttctgtca taattattaa tacttgactt 113400
tttttttttt tttgagacgg agtctcactc tgtcctttga ggcatgtgcc ccataaactt 113460
ttggtaaagc atcaataatt ttatctttca tccacacaag cttoaccata aatttgatgt 113520
ttattcttcc attttagcag aattcatgtt gctccaatag gggctgtctt caaactgatg 113580
ttttctcctt cttagtgcct cagagtagat cctgttcaga tacgttataa caggttaata 113640
tgagtttatt ttggtgtaaa agtactttga aattcatgca tagttttttc atcatatgca 113700
ttttccatag ctttgaacac ccccatgtaa ctctcctctt ccacaaacca aacaatgaaa 113760

-continued

aagcaccttt gtgatggaag tttattttgc aataggaact cacagtgatc taagccctgc 113820
tattcatgaa tataattcat tactggagtc caagttgctt tttggttttt gaagttctct 113880
tcttcccttg caggtataga acaagatgca gtgaatactt ttaccaaata tatatctcca 113940
gatgctgcta aaccaatacc aattacagaa gcaatgagaa atgacatcat aggtaagcag 114000
tgcttgaaac tatggcaaaa aaaaaatgac aaaaaatgca cagaactgac aattttcgtt 114060
attgactaag ataatttttt cttaacatgg aatttagcag ttcccttcct aatttgtttt 114120
ctgagtattt tttatatcgg attatagctc actttaaaag tttctcggct gcattcgggtg 114180
cgagggctct tgccctgggc agatgggctg cagtgtagcg ggtgctcagg cctgcccgct 114240
gctgagcagc cgggcccgcg ggccgctacg ctaaccggca cagaccaccg gatggactgg 114300
ccggcagccc cgcaccagtg caggaagtgg gcgggacaga aacttctggg gttggaagtc 114360
cagtgggctt aaaagccggt accaaagtct ctaggcatca gggctgcagc ccaagagtct 114420
cacgaccagt gggcaactgg atggccagac aggtgtctca gtggtggcct ctccgtctca 114480
gggcttcatc ccacttctca gtgggcctga cgtccctggg caccctggat gtctacctgc 114540
attagccaga gccatcacat ggccctgtgac ttgccttttt ttgccagttg attgtgccac 114600
acacagtgtc atttctgtgt catttggcac agctggaggt gcaaggagga gggcagcctc 114660
atgtccagtc ccagtttcac gtaactttat tcttctgaat aaagacaatt tgctaacctt 114720
aaaaaaaa aaaaaaaaa agtttttctt atatgttga cccaaattct taggctttta 114780
cctgaataac aatgacagca agatcaataa atagtacaca tttattaaac actcactgtg 114840
tcccagacaa tattccaagc actttttatg gatagactca ttttaacttc taaagaactt 114900
tgtgggataa atacagttat tttatagatg aagaaactga agcacagaga agttaagtgc 114960
tttgtccagg gtaacagctc agatatggca gagtcaggat ttgaaactag accctcacat 115020
accttaactg ctgtgctgtg gcagtgtttt tcatactgta ggttgggacc agccttctct 115080
tatgccctca cccctgcca aaaaaaaaa aaaaaaaaa aaatatatat atatatatat 115140
atatatatat atatatatat aatatatata tatataaaat atatatatat ataaaaatata 115200
tgtattagta tatatgcata tatagtatat attatatatt agtatatata ctaatatata 115260
atatacatat tagtgtgtgt atatatatat atactagaat aaaaaaatca aagtatctca 115320
gagtagtaag gacaaacatt tcagaaaaat gttttcatta tatatacatg tatgtatgtg 115380
tatgtcgatt caacaaatat atttcttata gggtatagca aaatagtttg aaagctttta 115440
ctgtgtttta tcaggaagac cttaggtgaa cgtatattca cagataaaag aggttattta 115500
ttcattcaat aaatattaca ttctcataag tcctaataatt atgtattttt attcttcaaa 115560
aaagttagta tttgtgattt atgaaataag acatgttctt gcacttttag cagatctgtc 115620
ccgatgttgg gcttctttta tccttagtgt ggggtccttg cactcactca ctgctgggga 115680
cagcaagacc cctgttagtc tcagctgtgt ttcttaaatt ggccactgt accctccagt 115740
tagctattct ggggtccatg tcatgttggc tccattttcc ttttctttct cccacacaga 115800
tacctataac ggctataaca taggcctggg ggctgttggg ggcttatccc tatctgcttg 115860
tatttaaggg gtactgtttc actgagtttt gctgacagat gttgtcatga gatttgaggt 115920
tttctgtgtt gttgctctat ttttatgtgg gaatttgcta ctatcatcat cctagacca 115980
gcttttctta gtaatacaac agggatgttc tgactgatta gagtttgctt gtttgaagaa 116040

-continued

ttggttggt agtgattttt ttttgagggg agtctgtacc agttaatagc ctgactggcg 116100
 tgtggataaa aaggaagcag tttcaagtca aataaaacac ttaaaatgaa accacactgc 116160
 aactctcttt cttttactta agcttaaatca aattaatgat gatgtaatcc catgaaggaa 116220
 aagtcttctg aaggatcaag ttgataacat tttgtgatca aagaatttga gaaaacctct 116280
 atcccagtgt ctatcattat atatttttagg atgttaatta cctgtgtggc tttaggcaag 116340
 tcatttttcc tccttgagcc ccattcttaa tcctgtccaa attatttgtc tcctcttgca 116400
 gttggactat tttaatatag ctgtccttca agtgagtttt gttcaaagga gccttcactt 116460
 tagctcttac tgtgtaccca ctttgcatag tcttgtttta aatgtaatcc ttggattttt 116520
 ggtgttgcta actaattact gtttttatgt gaggatttag agtgatccag aatctatact 116580
 tgcactacot ccttcactct ccacaaatgt ttgaagtggg agaattttta aaaactttga 116640
 aggtacagct gacagaatth gctgatggth tggaaagtga tggatgaga gggaaaaaaa 116700
 ggaataaagc atgactgcac tttttgtttg tttgtttgtt tgtttttgag acggagtctc 116760
 actctcgcca ggctggagtg cagtggcgtg atcttggtc acggcaacct ccgcctcctg 116820
 ggttcaagcg attccccgc ctcagcctcc caagtagctg ggactacag cgctcgccac 116880
 cacgcctggc taattttttt ttttgtatth tagtagaaac ggggtttcac cgtgttgccc 116940
 aggatggtct ccatctcctg acctcatgat ctactcacct tggcctccca aagtgtgag 117000
 gttacaggca tatataaag catataaagt gtgttatagc atacaaacag gtatatatat 117060
 aaacatgcag tccacacagc tgataggaat gaggcagtag tgaaggagaa gttgatgtag 117120
 gagaggggag agttgttaca ggaagaagt ctggaggcag aagggatgaa ttccagtgc 117180
 cacatagaag attgcctaga tgggagcaag gacaatttat ctagagtcac aggaagaat 117240
 gcagtacacg ggtagagatg caggtgagth gaaagatgtg agagatgatg gaaataatth 117300
 tctgattgot tctatattct caaggaagca ggaagcaaag tcctcagcaa agagaataga 117360
 agaggtgtta aatatttgag aaaggagatg tactgtagaa aaaaaaaaaa ctcagtttct 117420
 ccttctgaac tctcacaaaa cagaaccctt ccatgactct agttgtgtgg ggttttttcc 117480
 ctgtcagcta ccaattctgc agatgattgt tcagtgaaca ccaactgggt gtcctctaag 117540
 tcagttcagt tctcacactg tttacctgga gatagcatca gatccacag attgaggact 117600
 ctgtcccaca agactgcctc cacttcagat gccagtctca agtacaagtt gtggcctgtg 117660
 cttctgactg acctctata aattggagth cccacagtcc cctcctggg ttcaataaat 117720
 ttgctagagc agctctcaga actcaggga atgctttaca tatatttacc catttattat 117780
 aaagataatt acaaaggata cagattgaac aggcagatgg aagagatgca tgggcaaggt 117840
 atgggagagg ggcacagagc ttccatgcac tctccaggtc atgccaccct ccaagaacct 117900
 ctacagatth agctattcag aagccccct cccattctg tccttttggg tttttgtgg 117960
 agacttcatt atataggcat gattgatcat tggctattgg tgatcagctc aaccttcagc 118020
 cccctcatcc cgggaggttg gtgggtaggg ctgaaagtcc caaacgtgta attctgcctt 118080
 ggtctttctg gtgattagcc ctcatcctaa agctctttag aggccacagc cacaagtcac 118140
 ctcattagcc ttcaaaagaa tccagagatt ccatgaatth taggcgctgt atgctaagaa 118200
 actggctaaa ggccagttgc aatgtctcag gcctgtaac ccagcactth gggaggctga 118260
 ggcaggagga tcgtttcagg ccatgagatc aaaaccagcc tggtaacat agtgagacc 118320

-continued

ccttacaaaa aatttaaaaa ttggccaggc gtaatagctc ttgtctgtag tctcagctac 118380
tcagaaggct gaggatcact gagccctgga gttgaaggca gcagtgagcc atgatcgtag 118440
cactgactcc ggcttgggtg acaaagttag accttgcttc agaagaaaaa ggaaaaaaa 118500
aaaactgggc aaagactaaa taacatattt cacagtatca cagatttgta ttgtctagga 118560
aagtgaatgt aaacagacca ggacactagt atgatccctt ggtttcatga aggtccact 118620
aaagtcatga acacaaagtg agactaggca tcatgttata tggtttttcc agccatgttt 118680
aacagctagc taaatagcta attgtttcgc tgcagtttat tttagcagtt cttattttta 118740
gcacatttca tgttttaaaa tttctaccaa taacatttta ataaactttt ttacagataa 118800
cttcacaaat ccataatttt ttaagttaca atcccagaaa tagaattgct cattgaaagg 118860
gtatgttcat ttttaaaagt atgctagaaa ctgccaaatt gccttcagaa aaaggtgttt 118920
gtatcccac taacactagt gttagttttc ttgtgccctt gctcaagtat acatattatt 118980
aaaaacaatg ttgggccagt ttactagata aaaggtgtag tgcctcotta ttctaatacta 119040
tttgattact agtgagtatg tatgtctttt cagtttggtc attttatgtt tgttcctttg 119100
tggattgtca tgtcctttgc tcatttttct tttggaacat ttcttagtag ttataagag 119160
ctcttggtag tttaatgata gtaacctttt aactgtcatg catgctgcaa atcttttttc 119220
tgtttgtttg cctttgtatt ttgtttttgg agggtttcta tgtataggaa ttaaatttta 119280
tgttgttaaa tcttttgatt tctgcttttg catatgtact tcaaaagact ttctatttta 119340
agatcaagtg ttacctgtat tttcttttag ttctatttaa aacctcttaa tttatatgcc 119400
tgtgtgttta actcccaagt tgattcacia gtgtgtatag atagtttgaa tttagtggca 119460
atttaattat ttacaacttc ttttgcagca aggatttggt gagaagatgg acaggtggat 119520
cccaactgtt tcgttttggc acagtccata gtcttttagt caatggagca agagtaagt 119580
agttcatatt ttcacattgt gcatcctagg gaatttgggt tcattgttag gaatgggctt 119640
cactcagcta aaaacaaagt atttttgaga atttaaatat tttggatatt tacaagatca 119700
tataaagcat actctatctt ggtaacagt ttctttttaa tataaattat gtgaactctt 119760
aaaattttca ttttcatttt caatgttaat atttctaag ttaaaataat ttgttttttag 119820
ttctgaaata atttggggag tgattgagtc tgtagtatt atgactatta gaattgggtt 119880
atttatttta ataatgcatg tcttcagatg gctctcctaa tttgttagtt aggctttaag 119940
ctaaatggat gctatataac taaatccaca tagatttggt gaaatggctc cagagggttt 120000
ttagatttat tactgctatg tgcccttaaa aaaaatctat tcattctttc acttaacatt 120060
tatcagaaga gtgctctgtg taagacgtgg ttaggcatag tgccagtctt gaaggaagtt 120120
acagcctaataaaaagacata gggcatgttg tttggttact gtaatatgaa gtggcatgtg 120180
ttaaatgtca ggggagaact acaaagtcat aaaaggtgg gagagattac atacaggtaa 120240
aggaatcagg aatgacacca tggggagtaa ggtagtgttg acctaggcct ttaagataca 120300
atagggacag tatggaaaga gtatattttt ccacttaaa ctctttcctt ggtcgttccc 120360
tcaaattttc ccttttgc atgtgcaggc actttagtga gtttctgca agtcaccatt 120420
tctgtaaata ccagattgaa gtgtgacca gtggaactgt ttacctggct gacattctct 120480
tctgtgagtc agccctcttt tatttctctg aggtaaagtc tgcatttctt ttcacactct 120540
attcgagcat tccagcctct aactatcaat gctggggccc tgtctatag aaataacaca 120600

-continued

gaagagccaa gtcatttcca aaaagatgta tcattgtttc aagttgtttc tgatggcaag 120660
agtaatttaa taatatatta gagagaacat gaaaattcaa tgtattaaat aactctaatt 120720
ttgagaaacc taattaaact actgcatgta agagagtga tgtttttaat tatttggagc 120780
tattttaaaa ccacagaatt tgaaacttgc ttccagtga taaattgcag accagacttc 120840
agaagagaaa aaaagtagta aattttttct tatgctcatc atttttactt tagtcaactg 120900
atagatttgc ccagtgaaga agcatttga acagacaatg agtatattaa tctttttgag 120960
gcatacagtt tagtataatg ctctttgtta ggcttcaaca agtgaaatta ttttgttggg 121020
aagcaaatga ctattaagta gaaagaggat tcccagtcct acaaagcagt aatttagaca 121080
ctcgattctg cctctttaca agaatacagg tactcagttg atttgttttc tcaactccctt 121140
tctttgctat aagtttaaat caacaatttg tttagggttaa tatgtcctca tggaatggtg 121200
gaaatgatca gatataaaat atttggtttg gttagtgtac tctttatatg tttgctggca 121260
aggaaccaca aatccagttt agtataaatt ttactctagt tcaactaaaag ttgcatcca 121320
gctgtgtagg tagtgtttgt ttcttgttaa cttttttttc gtctaaaaga atactttaaa 121380
acttttcaat ctcaaatgac tgtaacttgc tgacaggtgt taacagaaga agtagatctt 121440
tttgtttttt gcttatgacc tgtattttta tatttgagct tatagattag agattgtgag 121500
agaaatctgt ttatagtctt attttccctt gtgtattttt tcttcctagt acatggaaaa 121560
agaggatgca gtgaatatct tacaattctg gttggcagca gataacttcc agtctcagct 121620
tgctgccaaa aagggccaat atgatggaca ggaggcacag aatgatgcca tgattttata 121680
tgacaagtga gttatatga tagatggatt cagcagatac ttattgaaca tttgatatgt 121740
tttgtggaaa taaagatgaa taaactcagt ctctgttgtc aaggagctca caggaggcag 121800
cataaaagct gcttttatat ggtgtttgta aagctttggg ggttcttaga acaaaagt 121860
ctgctgggaa agggggaggt tatgtgggtt aaacaggtg gcaatgggtg tgttcaagg 121920
gtgtttccca gaagagagat tttgtttgga tcccaaagaa agaagggaat tttgctacc 121980
agagaaggca gaaaacaaca ttctaggcaa aggcattggc ccagaagcca tggaaacgta 122040
ggggaagtgt gcactttcaa gaaacttgag tttagataat caaaggagt ggaataaat 122100
atgaggatgc tggactaat tggaatagat tgtaaggac cttgaatgcc tatttatggg 122160
tatattatac tttctgtata aatctgctca ggcacgttgt taattagttt tttattagtt 122220
ttcactgaaa atgagaggat ggaacatca tacagtaaac aaaattgaaa atatctggtc 122280
aggcagatga tgagcttgtg gccagctctg taacgtatgg tattcttttc atttaacttt 122340
tcttactctg taaaaaaagt aattcgttgt cgggcacggt ggctcactcc tgtaatcaca 122400
acactttgag aggcagaggc aggtgaatcg cttgagccca ggaatttgag accagcctgg 122460
gcaacatggc aaacccgcc tttactaaaa atacaaaaat tagctgagcg tgatggcgtg 122520
cgctgttgt cctagctact taggggcctg aggcagaagg atcacctgag ccttgggagg 122580
tcgaggctgc agtgagctgt gatccactgt actccaccct gggcagggca gtagagttag 122640
accctgtctc caaaaaaaa aaaaacaaca aagtaattt gttatttga tccttaagca 122700
aatgctaaag gggtaacttg gggatagaga aaagtcaca gatgttaggg tttgaagaca 122760
ctaatagtat ctaggccagt ggctcctgaa cattagtctg tgggctcttg ctgggctgtc 122820
tgcataggaa tcacctgaga gcttattaaa aataggtttt caggctgggt gcggtggctc 122880

-continued

acgcctataa tcccagcact ttgggaggct gaggcaggcg gattacttga ggtcaggcgt 122940
 tcaagaccag cctggccaac atggtaaac cccgtctcta ctaaaatac aagaattagc 123000
 caggcatgat ggcacacacc tgtaatccca gctactcagg aggctgagga aggagaattg 123060
 ctcgagcccg ggaggtggag gttgcagtga gcggagatca tgccactgca ctccaggctg 123120
 gctgacagag ggagactctg tctcagaaaa aaaaaaaaa ataggttttc agtctgggta 123180
 ccggtggctc acacctgtaa tcccagcact ttgggaggcc aaggcaggca gatcacttga 123240
 ggtcaggagt ttgagaactg cctggccaac atagtgaac cttgtctcta ctagaacta 123300
 caaaaaatta actgggcatt ttgacgggtg cctataatcc cagctactag ggaggctgag 123360
 gcaggagaat tgcttgaacc cgggaggcag aggactgcat ctcaaaaaa aaaaaaaaa 123420
 aaaggtttcc agtccccctg tctcagaaat tctgattctg caggtttgag gtgtgaccag 123480
 gaatctttat ttttagaaga cataccagat aattctgata aatagccagt ttagggatgt 123540
 agtctaattt tcctattttg caagtaagga aaataaggcc cagagaggta atgattttct 123600
 caaagtcaca gaacaagtta gtggcagaat ttggactgga atgcagttct taatgttctg 123660
 tccagtgttt attctggtac agtatgtttg tagaaggtat tacgtaagaa acattgttat 123720
 atagatgttg agataggaag agtttacatt tagaaatttg gtctaaaatg cctgaacatt 123780
 caagtcgtgg aggagtattg accaacttac tcaatacaac ataggagatt cacattttgt 123840
 taaaaaatg ctgatttaaa aggagagttt tctttttttt cttctttttt attttttgag 123900
 atggagtctt gctctgtcac ccaggctaga gtgcagtgc acgatctcag ctcaactgaa 123960
 cctccacctc ctgggttcaa gcggttctcc tgcctcagcc tcctgagtag ctgggattac 124020
 aggtgggggc caccacgccc agctaatttt tgtattttta gtagagacag ggtttcacca 124080
 tgttggccag gccggtcttg aactcctgac ctcaagtgat ccccccacca ctgcctccca 124140
 aagtgtcggg attataggcg tgagccactg tgcccagcct gcttgttttt gtatcatata 124200
 tatgcatcat cataatcatg cattatcaac ctttgtattt ctgtcaggac atagaaacca 124260
 ttagagtgtt tggaagagag cttttttttt tttctcgcat ttaatgcttt ttttggtatt 124320
 catttcataa tcagcttacc aaaacattac ctgcattata ccccatcaag gtagaaatct 124380
 ttgtgttatc aatattgggt actcccttcc cacaccgagt catcagtaag tcctgttcta 124440
 tccaaatagg tcatatgcat ctagctcacc cctcagtgtt gttttgtttt gaatttgtac 124500
 atgtttactc ctgatgcctt gtagttatga tgatgtgttc ttattttatt ctgtgcatac 124560
 aagttctcag ctgccttttt agggaaaaatg accatgtctt ctttccctat aaattccttt 124620
 ctatctatca agtcctcaac agagaatagg taccataaaa tatgtgattg ttagtttctt 124680
 tgcctcagtt gtagtctgat cttacagct tttaaacaac agtagagttc accgtcaaga 124740
 actaaggatg gttggcaggc agatagaaag gtacgaagtt gacccaacta tctctgggga 124800
 agtgggaaca aagaaagggt acatcagcac tgtcatcaca tagctctata gttctaggcc 124860
 tgcaggctca atcaagtagc cttgtataag attctctgga ggaggtgctg aaagttgctt 124920
 atacttgcta tggaatttga ttttacttcg gatattcttt taccataggt acttctccct 124980
 ccaagccaca catcctcttg gatttgatga tgttgtaga ttagaaattg aatccaatat 125040
 ctgcagggaa ggtgggccc tcccacaact tttcacaact ccattacgtc aggcctggac 125100
 aacctggag aaggtaaccc agaacttcaa acgtatcaaa ctacaagaag ttttatgtgt 125160

-continued

```

agaactcata aaatataagg tgggaaaacc aagcagaata gcacagtgga aattgaagca 125220
gtccagcaaa gtgattaaga gcagaggcct tgagtctggc ctggtatgta cagtcacgtg 125280
ccacataaca ttttagtcaa cagtggactg cgtgtacgat ggtcctgtac gattataatg 125340
gatcaaaagt ggtatgtgcaa taataacaaa agttagaaaa aataaat ttt aataagtaaa 125400
aaagaaaaaa gaaaaactaa aaagataaaa gaataaccaa gaacaaaaca aaaaaaatta 125460
taatggagct gaaaaatctc tgttgcc tca tatttactgt actatacttt taatcattat 125520
tttagagtgc tccttctact tactaagaaa acagttaact gtaaacacgc ttcagacagg 125580
tccttcagga ggtttcaga aggaggcatt gttatcaaa gagatgacgg ctccatgcgt 125640
gttactgcc ctgaagacct tccagtggga caagatgtgg agtgaaaga aagtgttatt 125700
gatgatcctg acctgtgtga ggcttaggct aatgtgggtg tttgtcttag tttttaacaa 125760
acaaatttaa aaagaaaaaa aaaattaaaa atagaaaaaa gcttataaaa taaggatata 125820
atgaaaatat tttgtacag ctgtatatgt ttgtgtttta agctgttatg acaacagagt 125880
caaaaagcta aaaaagtaa aacagttaaa aagttacagt aagctaattt attattaaag 125940
aaaaaat ttaataaatt tagtgtagcc taagtgtaca gtgtaagtct acagtagtgt 126000
acaataatgt gctaggcctt cacattcact taccactcac tcgctgactc acccagagca 126060
acttccagtc ttgcaagctc cattcatggt aagtgcctc tacagatgta ccatttttta 126120
tcttttatac tgtattttta ctgtgccttt tctgtatttg tgtttaaata cacaattct 126180
taccattgca atagtggcct acgatattca ttatagtaac atgtgataca ggttttagtc 126240
ccaaaagcaa taggtgtac catatagcca aggggtgtag taggccatac catctagggt 126300
tgtataagta cactctgtga tgttagcaca atggcaagca gcctaacgga aattctgttt 126360
attgattgat tgattgattg attgattgag acagagt ttc actccattgt ccaggctgga 126420
gtgcagt tgc acagtcttg cacactgcaa cttctgcctc ccagggtcaa ccaattatcc 126480
tgccctatcc tccaagtag ctgggattac aggcaggcac caccatacct ggctaatttt 126540
tgtatttttag tagagacagg gtttcacat tttggccagg ctgttctcga actcctgacc 126600
ttaagtgatc tgctgtctt ggctccgaa agtgcaggga ttacaggcat gagctaccat 126660
gcctgggag taactgaaat tctctaagc cattttcctt atctgtaaag tgacgataat 126720
atgcacgttt acctcaaagt tactttgatg attaaagtaa ggtaatgtat ataaaaata 126780
tattaacata gtacctgaca catggaagc atcaaaaaat gttaactact tttattacta 126840
ttattattac gtatttttaa ataattagag agcagtatca aaaattagct gggcgtagtg 126900
gcatgcacct atagtccag ctactcagga ggctgaagct ggaggattgc atgagcctgg 126960
gaattaaagg ctgcagtgag cgtgttcat gccctgcac tccagccttg gtgacagagc 127020
aagaccctgt cttgaacaat taaagaagc attatgccgc aacgttagct tagaaatgat 127080
ccacatatat caccagtaac tgtcaacagg attggaacct tagttttggg tattatgatc 127140
acaagggtatt attaatagct tattaataat aaagcgttg ctaggcacgg cgactcacat 127200
ctgtaatccc agcactttg gaggcgagg tgggtggatc acctgaggtc aggagt tga 127260
gaccagcctg accaacatgg agaaaccca tctctactaa aaatacaaaa ttagccgggc 127320
gtgggtgtgc atgcctgtaa tccagctac ttaggaggct gaggcaggaa aatctcttga 127380
acccgggagg cagaggttgc agtgagctga gatcgacca ttgcactcca gcctgggcaa 127440

```

-continued

caagagcaaa actccgtctc aaaaatataa ttataataaa taaataaaag taaagtattg 127500
atgtttgtga atgatttatt cttctaataga actagaggag atttttccag gaatttcaga 127560
gccagtggag ttatgttgct tgtatgtgtc atgtgtatcc aggtgaaaaa acttaattaa 127620
acgctattat ataataccat acataaaaaa tgaattttag gaatactgaa gaatgacata 127680
tagaagtcaa atcattaaat agctagtagt aacagaata gagtgcagc tgttaccxaa 127740
tgatgataat attttcacga ttaaaattaa accttttctg attttaaag aaaagttcag 127800
atctgtatca tataaagaat gtaaattttc agggtaataa aattaaaatg cagagagaaa 127860
aatgcaaaaa tagttcttac tagatgtgtg tatgtaagga acttagacta attttaagaa 127920
cactgtcaag accctgtag ttaggttaga aaaaagacat gaatgattca ttcaacaaaa 127980
actttgagta tttctgtgct agatggtagt gttacagtgg taaacaaaat aaatgtgttt 128040
ctgctatcct ggagcttagt ctacaaaaaa ggtacatatt ggccgggcac ggtggctcac 128100
gcctgtaac ctagcacttt ggaagatcga ggcgggtgga tcacctgagg tcaggagttc 128160
aagaccagct tggccaacat ggcgaaccc cgtctctact aaaaatacaa aaattaactg 128220
ggtgtggtgg cggacacctg taatcccagc tactcgggag gctgaggcag gagaatcact 128280
tgaacctggg agacagaggt tccagttagt cgagatcatg cactgcatt ccagcccggt 128340
ggacaaaagc gaaataacgt ctcaaaaaa caaaaacaaa caacaaaggc acgtattaaa 128400
tacgaacata aatatttaca aattatactg aataagttct catgtttatt atttgcttgt 128460
ccagttacaa acttttcctt cgtagaatta gaaatataaa taataaacat gagaactcat 128520
tcagtataat taataattat taaatgtaaa taaaacatc tatgtacaat taggcattta 128580
tttaagaatt atttgaaaa aaaacaatgt ggaacagat attttgatat attgctagt 128640
attgaaattg ataatgttct tttgaagagt aaagtacca tatatattaa agttaaatt 128700
taactcagca atcacacgcc tggtagtga tottaaggaa atcagtttga aagtaaaatc 128760
aatatatgca caaagacttt aacattttatc ataaaccaga aaaatcgagt ttcaaattat 128820
atcctatgga ctattttctg ctaaaaagta ttaatatcaa ctttatgtaa tactttctgt 128880
acaaatattt tgggggagaa aaccaacaa aattacatgc attgtaattt tttttttttt 128940
ttttttttta gacagtcttg ctccagcgtc caggctggag tgcagtgtg caatctcggc 129000
tactgcaac ctccatctcc caggttcaag caattctcct gcctcaggcc tcccagtag 129060
ctgggattac aggcgctcac caccatgcct agctaatttt tatagttttt agtagagatg 129120
gggtttcatc atgttgcca ggctgttctt gaactcctgg tctcaagtga tccgtctgcc 129180
tcggcctcct agagtgtga gattacaggt gtaagccact gcaccagcc ttatgcatta 129240
taattttaat ttgtaaactg tacaaaggga taatactgt agtacaacaa gaagtaaaaa 129300
catttggtat aggtagttaa catttgtaac cagtagaatt ataggtaaaa tttattttat 129360
taaaacagtt ttagttggat ttgatttcaa ctttaaaata atgcttttca tctctatcag 129420
gtcttttttg ctggcctttt gtccagcaat ctttattata aatatttgaa tgatctcatc 129480
cattcggttc gagagatga atttctgggc gggaacgtgt cgctgactgc tctgggtct 129540
gttgccctc ctgatgagtc tcaccaggg agttctgaca gctctgcgtc tcaggtattg 129600
actgattgog tctgccatta ggagaaaaa catacacatc ctttccttca catcccagta 129660
acagatccta ttatttgtaa attttaagtt gtggaaaaa aagataaaag ccaggcacag 129720

-continued

tggcctgtgc ctgtaatccc agcacttttg gaggctgcgg tgggcggatc acacgaggtc 129780
 aggaattcga gaccagcctg gccgacatgg tgaacccca tctctactaa aaatacaaaa 129840
 attagccggg catgggtggca ggcacctgta atcctagcta cttgggaggc tgaggcagga 129900
 gaatcgcttg aaccaggag gacagagttg caatgaacca aaatcacgcc actgcactcc 129960
 agcctgggtg acaaagttag actgtgtctc aaaaaaaaa aaaaaagaga gaaataaaat 130020
 tagcctactt actatcttct aatcaaagca tttgtggtaa cttaaaatat actgtattgt 130080
 aaagatcat gctgtttcat ttaggccatt attctatttg aatctgtggc tgtttctctt 130140
 aataaatcaa gtaatatgga atatattcat agcctctgaa gagctcttta tgtaagtatt 130200
 tatttaggat actttttgta aaataagtga atgaattctt aggtctcctt tttttttctt 130260
 ttcttgagag aggttctcct cgctgcaacc tggaaattct gggctcaa atccacca 130320
 ccacagcctc ctgaatagct gggactagag gcatgcacca ccacgcctgg ctaatttgaa 130380
 atttttttt ggccaggcat gatggttcac gcctgtaatc ccagcacttt gggagaccga 130440
 ggcaggcaga tcacgaggtc gggagatgga gaccagcctg gccaacgtgg tgaaaccccg 130500
 tctctactaa aaatacaaaa attagctggt tatggtggct catgcctgta atcccagcta 130560
 cttgggaggc tgaggcagga gaatggcttc aaccagggag tcggaggttg cagtgagccg 130620
 agatcacgcc actgcactcc tgcagtgtga cagagtgaga ctccatctca aaaaaattt 130680
 tttttttaa tgatggagtc ttgctgtgtt gctcaggctg gtcttgaacc cctgacctca 130740
 aatgccgct gcttcagcct aagtttctt tttttttgta aagagacagg gtcttgctat 130800
 gttggccagg gtagtctcaa actcctggct tcaagcagtc ctcccactt ggcctctcaa 130860
 agtgctggga ttacaggcgt gaaccactac ctataatgtt gtgtttcact caaggccttt 130920
 tgatttcgtt ttgcattacc gtgccacatt gtgcatttcc ttgaccttt ttgggttttt 130980
 tggagtgtt tcatatgtta aaccatacct gattctctc aaaaacacac aaagtagaat 131040
 atcctaagc aagaatcta aggaggcata aagaagtaa ctgggtttat taaactcaca 131100
 cagtaaatga tagagccaga aatattcccc ttctagtgtt cttcaccatc agcttaatgt 131160
 agcataataa ttttctaatt actgttgaca aataaataac cctttgaatt ttcaatactg 131220
 ggccttgat aaattttcct aatttgtaag agagtattat cgtattgcca tttcaaaagc 131280
 tctcctgagt atctttttct tctgttaagt ttacctagga gataaactgc tgagtatggt 131340
 tgccattttg gttttttgat ataggttaga atgtcttgg ttttttttt tttttttttg 131400
 gtttttggt ttgtcattgt ttgagacagc atcttgctct gtcgccagg ctggagtga 131460
 atggcacgat cgtggctcac tgcaacctcc acctcccggg ttcaagcaat tctcctgcct 131520
 cagcttcctg agtagctggg attacaggca tgtgcaacca cacctggcta attttttgt 131580
 ttttagtaga gaaggggtt caccatgttg gtcaggctgg tattgaactg ctgacctcat 131640
 gatccacctg cctcggcctc ccaaagtgtt gggattgcag gcatgagcca ctgcacctgg 131700
 ctgaatgtct tgtttttgat taggcactta agaaaggcct aggtactaac cataaaatat 131760
 atttttatc cttttgttga tactatatat atagaaaact gcacttatca taaccttaga 131820
 cacctgaag aatgttcaca agcagaacta acctatgtga ccagcatcc agatcaaaaa 131880
 cagcattatc agccctctc gaagccctct tgggccctt ccattcactg tccttcttgt 131940
 caccagggtg gctactatcc tgacttttga tggcatagat tagcattacc tgttcttgtc 132000

-continued

attttataaa	taaaaccata	ctgtgtattc	ttttcttgta	cagctttatt	gtgctaattc	132060
acatttacat	catacaattc	agtggttttt	atatggtcac	agagttaggt	aaccattacc	132120
acatcgattt	tagaacattt	ttttcactcc	agatagaaac	cccctttact	taaactccaa	132180
atccccact	ccaccagccc	taggcagcca	ctagtctact	ttttatctct	atagagacaa	132240
tagatttgct	tattctggac	atttcataaa	catggaaccg	tatattatgt	ggtcttttgt	132300
tgccaaactg	ctttcactta	gcatcatgtg	ttcaaaagag	catcatgtta	tccatgtttg	132360
gcatgtatca	gaattttatt	cctcattatg	gccaaatatc	ccattgcaag	gatttatgac	132420
attttatttg	aattgtacc	tcctttctgc	catttatcaa	taatgctact	gtgaccattt	132480
gtgtacaagt	ttttgtgtgg	atacaggttt	tctttttgtt	tttaaatttg	aggtggagtc	132540
ttgctctgtc	gccaggctg	gagtgcagtg	gcacaatctc	ggctcactgc	aacctctgtc	132600
tcctgggttc	aagcagttct	cctgcctcag	cctcccgagt	atctgggact	ataggcacgc	132660
accaccacgc	ccagctaatt	ttttagtaga	gatggggttt	caccatgttg	gccagtctgg	132720
tcctgaactc	ttgacctcaa	gtgatccacc	catctcgccc	tcccaaagtg	ctgggattac	132780
aggggtgagc	cactatgccc	ggctgtgggt	ttcatttctt	ttgttgata	tacataggag	132840
tagaattgct	gagtcaagag	gtaactctta	aacttattga	aaaactgcc	gattgttttc	132900
cgaaaaggct	gcaccatttt	gcaatccac	cagcagtgt	tgagttttac	agcttctcca	132960
catttcattg	gaacttatta	tctgtttggc	tgtttttaaa	aatgatagtc	attccaataa	133020
gttctacttc	agtgtggttt	ttgcacttct	ctgatgagta	atgatgttga	gcactttttc	133080
atttgcttat	tggcctttgt	tctagctttg	gaaaaatggt	tattcaaatc	ctttggccat	133140
ttttattttt	atttttattt	atttattttt	ttttgagacc	aagtctcact	ctgtcagcca	133200
ggctggagta	caatgggtgtg	gtctcagctc	actgcaacct	ccgcctcctg	tgttcaagtg	133260
attctcctgc	ctcagcctcc	cgagttagctg	ggattacatt	tcaggcacct	gccagcatgc	133320
cgggctgatt	tttgtatttt	tactagtgc	agggtttcac	catgttagcc	aggctgggtc	133380
caaactcctg	acctcagggtg	atctgcctgc	ctaggcttcc	caaagtgtg	ggattacagg	133440
cgtgagccat	tgggccagc	ctagattttc	ttttttcttt	ttttttttga	gaaggagtct	133500
tgctcttggt	gccaggctg	gagtgcattg	gcacaatctt	ggctcactgc	aacctctgcc	133560
tcctgggttc	aagcgatttt	cctgcctcag	cctccccagt	agctgggatt	acaggtgcct	133620
accaccacac	ccagctaact	tttgtatttt	ttttagagac	agggtttcac	catgttggcc	133680
aggctgggtc	caactcctga	cctcagggtga	tccacctgcc	ttggcctccc	gaagtgctgg	133740
gattaccggc	atgagctacc	aggccagcc	aattttctca	ttatattgcc	caggctgggtc	133800
tcaaactcct	gggttcaagt	gatcctcctg	ccttggcctc	ccaaagtgtg	gggagtacag	133860
gcgtgagcca	ccttgctcag	cccctttgcc	cattttttaa	ttagattgcc	tttttatatt	133920
gagtttcagg	agtcctttat	atattctaga	taaatgtccc	ttatcaaatt	atattatttc	133980
cagggtattt	cttcattctg	tgagtgtct	ttcctctacc	ttttaaaaa	ggtgggtttt	134040
tgtttgtttg	tttgtttgtt	tttttaagat	aaggtctcat	tctgctgccc	aggctggagt	134100
gcagtggcac	aatcacagct	cactgccacc	tcaacttcct	gggccgaagt	gatcctctta	134160
cttcagcctc	ctgaatagct	agggccatag	atacacacta	tcacaccacg	cttttttttt	134220
ctgtttgtag	agacagatct	tactgtgttg	cccaagttgg	tctcaaacct	taggctcaaa	134280

-continued

gtgattctcc cacctctgcc tcccagagtg ctgggattac aggtgtgagc cacacgcaac 134340
 ctgtcttttc actattaata gtgtcttcct gcttcagcct cccgagtagc tgggattaca 134400
 ggcacccacc accatgcctg gctaattttt ttgcattttt agtagagaca gtgtttcacc 134460
 atgttcaccc ggctggtctt gaactcctga cctcaggtga ttcacctgcc atggcctccc 134520
 aaagtgtggt gattacaggc gtgagccact gcacccggcc aaaatatgtc cttcttaaca 134580
 gtattgtctt ctaatttgtg aacatggatg tatcttcatt tatttatgtg ttctttcatt 134640
 tcagcagaat tttgtagttt tcagagtaga agcctttcac ctccttgggt cattttattcc 134700
 tatgttttaa gttcttttcg attccattat aaatagaatt gttttcttaa ttctattttc 134760
 agattgtttg atgagagagc atagaaatcc aagtgtttt tacatgttga tcttgcaact 134820
 tcaactttga taaatctgat tgtagctct aatagttttc ttgtggattc tttaggattt 134880
 tcaatatata agatcatgtc atttatggat agagatagtt tttttctctg ctagaactta 134940
 cagagcaatg atgagttaga gtggcagaag caaaaatcct tgtcttggtt cctatctgac 135000
 agggaaagct ttcagtttca tcatttaata tgatgttagg tgtgggtttt caataaatgc 135060
 cttttttcag attcaggaat ttccctatca ttcttgattt tttaaggctt tttttttttt 135120
 ttaaatcatg aaagggtgtt gaattattgc atgttctttc tgtatcagta taaatgatcc 135180
 tatggatttt gggttttatt ctgttgatgt gaaatattaa ttgattttca gatgttaaac 135240
 caaccttgca tacctgagat gaatctcact tggctcatgt gtataatcct ttcaatatgc 135300
 tgctggattc catttactgg tattttggtg aagattttgt atctgaacgc ttaagataac 135360
 atttacctc tatcagaaat gaattgacca taaatgtgag agtgtatttg tgggttcttg 135420
 attctcttcc attccaaaga tagacataca tccgtctgta tgtctgtctt tatgccagta 135480
 ccatactctc ttgattacta ttgctttgta ataagttttg aaatcagaaa gtataaatga 135540
 gattttggtg tctgagtaac agtcctcata gaattagttg ggaaatattc cctctttatt 135600
 ctggtccctc tttctttttt gtttaactgt gtatcttgga gattgttcct tctcaacaca 135660
 tgagagccgc tttccctacc ctcccacccc tgctatagag aggtctataa gtgtctgttc 135720
 aattatttta ttactttaac ctattactta gtcggggaca ttaagcttgt ttatgtcttt 135780
 tatttttaac aatgctgcag tgaataatct tgtatataag tcattttcca tcaatataag 135840
 tctctctgta actgaatttt tagaagtgga atttctaggt caacctatgg ctctgtattt 135900
 cacaaaaata ccaattctgg tttttcttgt ggagggtggg agtaggaggt agaatgctgg 135960
 aggagaactt gctgtactca gctggctagt catttttaga aggtttcctt agcttctttt 136020
 tgtcatatgg cctcaccaag aatcaaaaac attcctattt accctgtaaa catggggctt 136080
 tactacccaa gatacatatt tctggatgta tgacagcttt tcatattgaa gaaataatgc 136140
 tgtgagtaca gcacatttgt tggaacttag gtcgttaaga atgtcttata aattcataca 136200
 ttatacattt tattttattt tatttttttag tttttgatac agagtcttcc tctgtcgccc 136260
 aggcacgcgt gcagtgtgac aatcttggt cactgcgacc tccatctcct gggctcaagt 136320
 gattctcatg tctcagcctc cagagtagct atggttacag gcatgcacca ccatgccgg 136380
 ctaatttttt tatttttagt agaaactggg tttcaccata ttgaccatgc tggcctcgaa 136440
 ctcttggtcc caagtgatcg gcctgcctca gctcccaaaa gtgctgggat ccttgatttg 136500
 ggtaaaagat gaattattgag ggctgcattg tggctcatac ctgtaatccc agcactttct 136560

-continued

gagactgagg tgggaggagt cctggagccc aggaggggtga ggctgcagtg agttgtgatac 136620
gcgccattgc acttcaacct aggaattata ggcttcagtc actgtgcccg gcatgtacat 136680
tttaatatgg tgcttttcctc ttttagctat agtatgaggt tacatttcag agtcattgtt 136740
gttaagcatc ttaatagtga tgaggttgag tgaaagttac ttctatttca aacactgaag 136800
aaaattttgt acaaactctgt cacattccaa gcccaggact gattgtttca tatacttcta 136860
attttacaat ttctatttga gtccagttgtg aaaaaagcca gtattaaaat actgaaaaat 136920
tttgatgaag cgataattgt ggatgcggca agtctggatc cagaatcttt atatcaacgg 136980
acatatgccg ggtaagctta gctcatgcct agaattttta caagtgtaaa taactttgca 137040
tcttttaaat tttttaatta aattttacat ttttttctaa tctattatta tatgccaga 137100
actttcactt agagtgtgca gtataatgtg gtggttaagt ataaaggctc tggagtgact 137160
tcttgggttt taactctggc tctgccattt attggcagcc gctaacctct tggtatctca 137220
gtttcttcat ctgtaaaatg agaataataa agtgaaaaga tgccaacatc atttactctg 137280
ggctgcataa ctgatacttg gaaaaagtat tcctttgagt ttaagaatta agttgggttat 137340
tcatttttagc ttgtaataaa aagatagtga ttcataggat atgccactta ctgaaattta 137400
ccacagatcc aatcataaaa tcactttctc ttcctaaag atagcttgat taacatgtaa 137460
agggtgtgtaa aggcttgatt aactaccct gatcgtacc ccagttocca gcagcaccat 137520
gaaaaaggga tttcaacata tttaattact ttcagtagaa agtaacagtg gtaggccagg 137580
cgcagtggtt cacacctgta atcccagcac tttgggaggg cgaggtgggc ggatcacgag 137640
gtcaggagat tgagaccatc ctggctaaca cgatgaaacc ccgtctctac taaaaataca 137700
aaaaatttagc cgggcatggt ggtaggcacc tgtagtccca gctacttggg aggctgagac 137760
aggagaatgg cgtgagcccc ggaggcggag cttgcagtga gcttagattg tgccactgca 137820
ctccagcctg cgcagtgag cgagactctt gtctcaaaaa aaaagaaagt aacagtggta 137880
ttgggagact gaggagccta gaaagtactt gaaggaaagta aaaggtttgt ttgaccacat 137940
tgtagtttga agccagctt tttcagctgt gtcagctttg tgtagtgatt tttagttctt 138000
cttttagaaa ataacggaca aggccgggca cggtggtca cgctgtaat cccaccactt 138060
tgaggaggcg agacggcggt attacctgat ctcaggagtt cgagaccagc ctgggcaaca 138120
tggtgaaacc ccgtctctac taaaatacaa aaagttagcc gggcgtggtg gcgtgtgcct 138180
gtagtcccag ctactccgga ggctgaggca ggagaattgc ttgaaccggg gaggcggagg 138240
ttgcagtgag ccaagatcac accattgcac tgcagcctgc gcgacagagt aagactctgt 138300
ctcaaaaaat aataataaaa taaaaagaa tggacagtaa acctaaatga gttcattccc 138360
aaagatgatg ttattcttaa gggatgggtc atttatttaa gacctacat aaagtctatc 138420
aattgcgtga tttttcactt ctgtaattgt gtgtatgtat aatgtaaata tatatgtttt 138480
tgttttgttt tggttttttg agacggagtc tcgctctgtt gctcaggctg gaatgcagtg 138540
gtgcaatctc agctctctgc aacctctgtc toccaggttc aagcgtttct tctgcctcat 138600
cctcccaagt agctgggact acaggcacgt gccaccagc cgggctaatt ttttgtattt 138660
ttagtagaga tggggtttca ccgtgttagc caggatggtc tcaatctcct gacctcgtga 138720
tccaccgcgc ttggcttccc aaagtgttgc tattacaggc atgagccacc acaccagca 138780
tgtatttttt aaatgtataa aatgaagcag aaaagagaaa tgataatttt tcttcatctt 138840

-continued

gaaagattat cttcaccagg cgcagtggtt cacacttgta atcccagcac ttggggaggc 138900
 ctcggcaggc ggctcacttg agttcgaaac cagcctggcc gacatggtga aactccgtct 138960
 ctactaaaaa taataaata aagatgggtt taatatatgt tttagtttta tgatttttagc 139020
 atctttctga aatttttctc aaggcaagta aatttgatc agttggtata ttggtaccca 139080
 tctatgaaat aacttattag gaagatatct ctaaaataag atcactttgc ctaaaataaa 139140
 ctgatataatt gatgttcaca gaatttttct ttaaccgac ttgataaatg cattattctt 139200
 gacgtcaagt gatccacctt cctcagcctc ccaaagtgtt gggattacac acatgagcca 139260
 ccgcacctgg cattattctt ataaaagggtt aaatttctag ttaagtttaa tgcctctttt 139320
 gttcatgtac cattgcttat tttcttcctt tcctactcac agtaatcatt cttatgggtat 139380
 gcacttttgt ttgcttattt ttatgtaatt gatattacgc tccattctgt acgttggtact 139440
 ttcattcaca gtgagttttg gacattccta tgttcactta tacagactta cttcatttta 139500
 actacactgt agtattccgt atgtaatat tactataact catcactgta gcagagcatc 139560
 tcatagtgtg tgtattactg ttttgccatt ttggtatcaa tgagtattta agtcatttgc 139620
 agtttttccc tcttatacc agtattacag aggatctctt tttatatgct tctttgtacc 139680
 aagaggcaga ttaaaaaatt ttttttgaa aaaatttttg aaaaaaatg aaatgaagtc 139740
 tcactatggt gccaggctg gtctcaaaact cctaggctca agcaatcctt ccatcttggc 139800
 ctcccaaagt gctgggggta caggcatgag ccaccatgcc tggcctacat tttaaatttt 139860
 gatagctctt acaatttact ttgtaaagta tctgcatcat tttatgttct caccagtctt 139920
 taataagaat acttcatact tttggctgga cacagtggtt cagcctgta atcccagcac 139980
 ttggggaggc cgaggcgggc agatcaagag atcgagacca ccctggccaa tatggtgaaa 140040
 ccctgtctct actaaaaata caaaaattag ctgggcgttg tggcgacccc gtagtcccag 140100
 ctactcgaga ggctgagaca ggagaatcac ttgaaccgg gaggtggagg ttgcagtga 140160
 cttagatcac accactgcac tccagcctag caacagagt agactctgtc tcaaaaaaa 140220
 aaaagaatac ttcagactta atttttttct cagtcttaag tgtttgctaa tgagattgag 140280
 tttcttttgg tatgtctctt gattgttcag gtttttctt ttatgaattg actgttcatc 140340
 tctttttcac attatttctg ttgggtgatt ttattagtga cttgttaaaa tctctgtatat 140400
 tttttcagca tgacacttca ttattcaaaa aaaaaaaaag attctctatg tttctcgata 140460
 ctaatcattg gttggaata ccttaaaaat aagaccctta ctgtattttt tgcctttttt 140520
 tttttttttt tttttttttt tttagatag agtcttgctc tgttgcccag gctggagtgc 140580
 aatggtatga tctcggtctt cagctcactg caactgcaac ctctacctcc ctgtttcaag 140640
 caattctcct gccttagcct ccaagtagc tgggattaca ggcattccacc accacacca 140700
 gctaattttt gtatttttag tagagacagg gtttcacat gttggccagg ctggtctcaa 140760
 actactggcc tcaagtgatc cgctgcctc ggcattccaa agtactggga ttacaggcat 140820
 gagccacagt gcctagccac tttttgcttt ttaactttgt tttatagtac tatagtttta 140880
 gtataaacag atgtatgtat acacacaact atggctttat aatatgttc agtcattgtt 140940
 agagcaaggc ctaccttttg ggtgcttctt ttacaaaatt gtcttggtta tctttgtgcc 141000
 ttttttctta tttgtgaatt ttagaattgt gaattacctg ttgactcacc atgttttgta 141060
 aactgaggat ttggaatgga attgcactca attaaagatt atcttgcttt ctgtgcagca 141120

-continued

```

atgttttatt tcaaataatc cctactttaa attacttagg atagctataa attgtgtttc 141180
tggctttcta gatttagatg aaacgcttta aattgattgt tttctcctaa attttaaact 141240
gattgttaga agttaaagtc ttctgttcat tcttatttag gaagatgaca ttggaagag 141300
tcagtgactt ggggcaattc atccgagaat ctgagcctga acctgatgta aggaaatcaa 141360
aaggtttggt gtgtttttat acttcataatt aagcctttac tcacattagt gattgactgt 141420
aagtaaaaga ccacttaagg tttaaactgt ttattttgta aagtaaccac tgtatctttc 141480
acctgtgttt tatagttaga agtaagtaca agggcttcct gtagtcacat ctttatgcaa 141540
tctcctctga atcaaaagtt agtgaacttg ctttgccact ccagaaggca catgaatatg 141600
aaaaagcatt gtctattttc ttatttaattg gcaaaatacc cgacctaaagt tggacttaatt 141660
gtttgagacc gtttatttta ttaaattata ttttttctct tttctttttt ttttttgaga 141720
cagttcttgc tctgtcacc agaccggagt gcagtgtgtc gaccgcacct cactgcaacc 141780
tctgtctcct aggttcaagc gattttcctg cctcatctc ctgagtagct gggactacaa 141840
gtgcgcacca ccacacctgg ctaatttttg tatttttagc agagatgagg ttccaccacg 141900
ttggctaggc tggctctata ctctgacct caagcaatcc atccgccttg gcttcccaaa 141960
gtgtcgggat tacaagtgtg agccacctag cctggcctta ttaaattatt tttattaaat 142020
ttcctcaaga ttgatgaaag taatgaaata taaaagtaat gaaatatatg tggaaaatag 142080
actggattaa gaaaatgtgg cacatataca ccatggatac tatgcagcca taaaaaagga 142140
tgagttcatg tccttttagg ggacatggat gaagctggaa accatcattc tgagcaaaact 142200
gtctcaagga tagaaaacca aacaccgcat gctctcactc ataggtggga attgaacaat 142260
gagaacactt ggacacaggg tggggaacat cacacgctgg ggcctgtcgt ggggtggggg 142320
gctgggggag gaatagcatt aggagatata cctaataata atgacgagtt aatgggtgca 142380
gcacaccaac atggtacatg tatacatatg taacaaagct gcacgtgtg cacatgtacc 142440
ctagaactta agtataata aatttaaaaa aaataaatat atgtggaaaa tattaatagg 142500
tcaaaaattca aattgttcat ttaatcagaa gagtagttta gtcaaatcca agggttagac 142560
aacagaaatc tttttgtca agtgcatctt ttgtgactga ttcatcttc ttctgtgttt 142620
acacaggaag atttcagaaa caaatgtgga tccgtgacag atgggtatcta gaagttttta 142680
gtttgtgtga attgacagta ttttattgag taaaagatac taatttttgt aagaagaaaa 142740
attcaatttt gataagtatg ttaagatta agagctattg gccagcgct gtggctcatg 142800
cctgtaatcc tagcactttg ggaagctgga gcaggtgggt cacgaggtca agagattgag 142860
accatcctgg ccaacatggt gaaaccctgt ctctactaaa ttagccaggc gtgggtggcac 142920
atgcctgtgc acccgctcc gggtttaagc gatcctactg cctcaggctc ctgagtagct 142980
gggattacag gcgccatggc taatttttgc attttttaga gagacagggt ttcactacat 143040
tggccaggct ggtctgtgtc caaactcctg acctcagggt atctgcccgc cttagcctcc 143100
caaagtgtgt ggattacag catgattcac catgtctggc catttatctt attttctttt 143160
tttttttttt ttttgttga gacggagtct tgctgtgtcg ccagagctg gagtgcaatg 143220
gtgcgatctc agctcactgc aacctctgcc tctgggttc aagcaattct cctgcctcag 143280
tcttccaagt agctgggatt acaggcgct gccaccacat ctagctaatt tttgtatttt 143340
tagtagagac agggtttcac catgttgcc aggctgtgtc cggaactcct gacctgtaa 143400

```

-continued

tctgcccacc tcggcctccc aaagtgcgtga gattacaagt gtgagccact gtgcccagcc 143460
atcttattttt ctttcttttt ttttgcggg tgggaggggg acagagtcta gctctgtcgc 143520
caggcttgcc tactgcaac ctctgcccc caggttctag caattattct gcctcagcct 143580
cccaagtagc tgggattata ggcacctgcc accacgcctg gctaattttt tgttattttt 143640
agtagagatg gggttttgct atgttgacca tgctggcctc aagtgatccg cccaccttgg 143700
cctcccaaag tactgggctt acaggcgtga gcttgattg ggtaaaagaa caatattggg 143760
ggctgcattg tggttcatc ctgtaactcg agcactttgt gagactgaga tggaaggagt 143820
gttgagagcc aggaggggtga ggctgcggct gcagtgaatt gtgatcacgc cattgcactt 143880
ccacctaggt aatggagcaa gacctgtct ctaaaaaaca aaacacaatt tttttaagga 143940
atactgggaa gaggtcagtgt gtggttttag aacagaggaa gtgccagatg acctttgtga 144000
ggcattggcc aggaagaact ctacagtgtc tttaggtagc ttctgtccat aaggataatg 144060
gggtctcctc cccagtatta atagaaaatc tctgagctgt tttttttgt ttgtttgttt 144120
tgtttttttt tctgagatg gagtctctct ctgtcgcca ggctggagtgt ctgtggcgcg 144180
atcttggctc actgcaagct ctgcctccca gggtcacacc attctcctgc ctacgcctcc 144240
caagtagctg ggactacagg tgtccaccac cagcccagc taattttttg ttatttttag 144300
tagagatggg gtttcaccat gtcagccagg atggtctcga tctcctgacc tcgtgatccg 144360
ctgcctctg ccttgcaag tgctggagtt acaggcgtga gccaccgtgc ctggcctggt 144420
ttttttgttg ttgtatttta tttatttatt tatttatttt ttgagacaga ctctcgctct 144480
gtcgcccggt ctggagtgtg gtggcacgat gtcggctcac tgcaagctct gcctgccagg 144540
ttcaagccat tctcctgcct cagcctcctg agtagcagg accacaggcg ctgccacca 144600
cgcccggtc attttttgta tttttagaag agacgggggt tcaccgcatt agccaggatg 144660
gtctcgatct cctgatgtcg tgatccgccc acctcgccct ccaaagtgc tgggattaca 144720
gggtgtagcc accgtgcctg gcctgatttt ttttttttt taatctggtc tcatacctct 144780
gacagctcat gaagaagtgc tcctgcttca tatgtatatg tgttagcata gtgttaacat 144840
agcataggtg ttcgggtgtt gcagtttctg tttgttttat atgaattaag gtgtattatg 144900
agcagttgaa gatataatg aaatttttcc ccaaacact atctctgctc gttctattca 144960
ttcagctctg ttatgttatt ccttcattca ttcattttat agaacagtgg agtgcctact 145020
gtatgcctct attgttctgg gtccctggga agaaaacaaa gttcctgctt tcatggaact 145080
tacattatat tggcggagac agtaacagac aaacaaatgt agcctgtgta catgtgttac 145140
atgaaaagca gggtaggggg ctgggagaga gtagtaggga gtgctatttt cgaggtgggt 145200
gtcaggaaag gcctcactga ggagtggtga ttttgagtag acctgagcgc agcggggcg 145260
taagcccagg cagcatgtgg aggaagagtgt ttcttggtga aaggaacaag gatagaggcc 145320
cgaagctaga gagctcagca tgatcaagga acagcaagcc cgtgtggct ggaatggagt 145380
gagcaaagga atgagcagta gaagtgagt gagttgggag gtcaccagag acctggcaa 145440
ggacttgaaa gtgtcagga cacattggaa gttggagcag ggaatgatg ggatttatgt 145500
tttgtttttg ttttatgttt agtgttttta agggattgct ctatcagcta ttggaaaaat 145560
ttagtgtagg gcttcaagaa gagaagcaga gaaacaacat tcttgccata gtcatagtct 145620
aagtaaggga tgatgggtgt gtggattagg ctggtagtgg aagaccagtc cagttcgggt 145680

-continued

tgtatttgaa ggtagaggca aaaagattat atttctacca gcaagcccat ctatgaagtt 145740
acttgattata ttaatttaaat tgagacatgc ccacataaac taataaatag gaatttctgc 145800
agtttggtta aacacccttg tatatcctgg ttcttctttt agttgtccag atgtctcttt 145860
aagtcaagta ttttttggtg gtgtaggagc cttagagattg aatttattca cccaaaaggc 145920
atttgagtga ttactatgtg ccaggcacta tgctgaatgc caaggatgta aataagaggg 145980
cgtagtctca gtctgtttta ctccagcttg gttccttttt aatgaccctg acttgtaaag 146040
catatcagtt atcctacaga atgtttaatc ttctgtactt tcctggttgt gttatttagc 146100
ttatttctct ttcttgaca ttcttgtta actggaagtt acacctatag tcttgatgat 146160
tcgtgttaca cattttatag tagaacacat catgtgttgt atatggtgtt ttgaaagcc 146220
tctctgtata ttggtctgta cattaataatg ttgctgaat ggatacacat aaaatttaac 146280
agtgtattca ttagagatga gaagaagag gtgcctttta cttttcaata taccttttcc 146340
tctgcttttt gaactttctt gcctatgca tacgttattg cttaatcctc cacctcatct 146400
cttcccctgt ggctttctgt tgcatttgga atgaaatcta gcctctttgc tgttacctgt 146460
ggatgtccct tgctggcctc tatcacctta ctttgaacca ctcccttcat ggactgagct 146520
ctcattggac tatcttttat tcttttgctg aagtttcttc actttgagtg cctctgcagt 146580
tgctatttca ttggtgtggc aagccctgcc atggctttca tgcaaggatg gttcctcctt 146640
ctcatctcaa tattatctct tcagagaggg acctcccaa ctccgatgat ctaaaatcct 146700
ttgtatatac cactcactac cacttcttct ttttcttttc cttttatctt tttttttttt 146760
tttttttttt gagatagggg ctgtctctgt tgcccaggct ggaatcacga ctactgcag 146820
cctcatcttc ttgggctcaa atgatcctct cacctcagcc tctcgagtag ctggaactgc 146880
aggcacacac caccatactt ggcttattat ttacttttt gttagagacag ggtttcacca 146940
aggctggtct caagctcctg ccgcaagcaa tccacatctc tcagcctccc aaagtattgg 147000
gattatagga gtgagccact actcctggcc tattttctta ttactgtct aaaattatct 147060
tgttcattta ttacatact tgtttatagc ttatttctca gctggacatg gtgcctcaca 147120
cctgtaatct caatactttg ggaggctggg ttggagaatt ggttgagccc aggacttcaa 147180
gaccagcctg ggcaacaaag tgagaccctg tctataaaaa attgtttaa aattagctgg 147240
gcatggtggc acatgcctgt ggtcccagct acttgggagg cagagggtgg agaatcgctt 147300
gggcccagga ggttgaggcg acggtgagcc atgattgtgc cactgcactc tagcctagt 147360
acagagttag accatgtgtc taaaaagtaa ataaaaatag ttctcttttc atgactagaa 147420
tattacctct atgtgggcag ggagttgtc tatactattt ggcactatat ttctgattc 147480
tgaaattatg cctagcacat ggtaagtact cctaaatat ttattgactg aattatttaa 147540
tacttaagaa ttctatttg gattatctga gtggaagat tacggattat atttatgtaa 147600
gaaaaaatca ttttttaaac ttggttgccc ttgtccacac tgacatagac actaagtttt 147660
cttagccaga ttacttccga ggatactcac agaggccatt ctcttctcaa tccccaaata 147720
attgatattt ctagcactt tcaagcta atgcaattctta gatgatgtat ctgtgtatat 147780
catatcctca ttctacaaat gtagaaattg aagtctgggc acagtggctc tcacctgtaa 147840
tctcagcagt ttgggaggcc aaggcgagcg gatcactgag gacaagagtt aagaccagcc 147900
tggccaacat ggtaagcct tgccctattt aaaaatacaa caattagggc cgggcgtggt 147960

-continued

ggctcacgcc tataatccca gcacgttgagg aggccaaaggc aggcagatca cgaggtcagg 148020
agttcgagac catcctggct aacacagtga aaccccatct ctactaaaaa tacaaaaaat 148080
tagccaggca tggtaggcacg cgcttgtagt cccagctatc gggaggctga ggcaggtgaa 148140
tcccttgaa cgggaggcg gaggttgcaa tgagctgaga ttgcaccgct gaactccagc 148200
ctggtaaca gagggagact ctgtctcaaa aaaaaaaaaa aaaaacaatt agccaggcgt 148260
ggtggcgggt acgagtacct gtaatcccag ctactaggga ggctgaggga ggagaatcac 148320
ttaaaccag gaggtggagt ttgcagcggg ctgataatgc accactacat tccagcctgg 148380
gcaacagagt gagactctgt cttaaaaaa aaaaaagaa agaaagaaat tgaggaatgt 148440
ggagattgtg gtctgtgatt ttttaggaat cacacagcag gttagtagca actacagggc 148500
tttggttcag aataccacct tgacaatggt ttgtttacag ttcggctccc ctctctctgc 148560
ctttctctcc ttccttattg agggcagctg gaaagaattt tcatcattta ctagcctata 148620
gctttaattt gagttttgaa accttgataa tagagcacag aggaaaagac tgagttttct 148680
ttttttgaga cagtcttgct ctatggccca ggctggagtg cagtgcacac atctcagctg 148740
gttgcaacct ctgcctccca ggttcaagca attctgcctc agcctctcga gtagctgaga 148800
ttacaggcac gtgtcaccac gccagctaa tttctgttt ttgtttcgtt ttgttttttt 148860
ctgagatgga gtctgtctct gtcaccagc ctggagtga ggtgtgcgat gttggctcac 148920
tcaaacctct gtctcctggg ttcaagcaat tctctgcct cagcctcccc agtagctggg 148980
actacaggta cgtgccacca tccctagtct atttttgtat gtttagtaga gatgggggtt 149040
cactatgttg accaggctgg tctcgaactc ctgatctcag gtgatctact cgtctcagtt 149100
tcccaaagtg ctgggattat tggcacacgc ctatttttgt attttttagta gagacggggt 149160
ttcaccatgt tggtagact ggtctcaaac ttctgacctc aagtgatattg cccgcccag 149220
cctcccaag tgctgggatt acaggcgtga gccaccgtgc ccagccaaga ttgagttttg 149280
aaaagagcct tctgagatta tgagaaggc aagcaagata acttaagaag ttacattaaa 149340
atcatctaa agacagtga acaagaagga attgtaaaat gatgttatga gcacgtgccc 149400
aatgtagtgg caatcccttg tgcctcgata cattgggtgg agacaaaact gtacttaaat 149460
tgataaatcc cttacatgtc attttaagga gcttagactg actcccatca tgtagacatc 149520
agagatttct tttttttttt tttttttttt tttttttttt ttgtgacag agttttgctc 149580
ttgttgccga ggctggagtg caatggcgtg atctcgctc accacaacct ccacctccca 149640
ggttcaagca attctcctgc ctacgctcc cgagtagctg ggattacagc catgcaccac 149700
cacgcctggc taattttgta ttttttagtag agacgggggt tctccatgtt gtggctggtc 149760
tcgaactcct gacctcaggt gatcctcccg cctcagccac ccaaagttct gaaattacag 149820
gcgtgagcca ccgcgccag cccagagatt tctaaacaga gttctaacca gatgcttttc 149880
cctgtcagta gaatgagaat gaattggagg tgggagagac tggcatgagg gacaccagtc 149940
agccagtgga attagctggt aatgttgata ggagaagaaa aagattcaaa gttaggtagt 150000
ggtagcaaga attagagga aggtcggatt tatgatatgt ccaaggttga attctaaggt 150060
gaaatttggt ggcagatttc atgtgtaaat tgggaaggta gattgagttt ttttaacatg 150120
ggttttctaa catgtcaata gagtactct gcaggggggc ctgacgagag aacagtgcac 150180
ggggtgattc aacagccagt tgagccttca tgcagagcat ttaacactgt gactctgtag 150240

-continued

actctggttg gcagtaaaat ttcattaaac caatatattaa acccttaggt aataataaaa 150300
attgagggaa aaggatccag gttttgtatt ttttatgaat tcagttattg aattaaacag 150360
gaccttgctt caagaaataa tctaccaaca attaacttgt tttaaagcaa agttaggaag 150420
tgagcatggt caaattatta aataaaaaag taagctgtgt atttcattca tagaaataga 150480
ggctggccta cttcgatga ttctcagcat gtgattacag atgtgggctt atacatccta 150540
gggagttaag gcgtactctg gcttgatag agtagagctc tttgaaactc ttctctcacc 150600
cagctagttt atatagacta gagaactaga atgtagcagc atactctgtc ttagaagccc 150660
ttttatatag gagctggtct ggaaggtttg aaacataac aaatgtgttg gtgtctcca 150720
atgtattgct agattcttac ccaagagcat tatcctggtt aggggttgggt ttggttttgt 150780
tttgtttttt aatgtttgcc acaaactaac actagatgtt agttctttca tcaagtgagg 150840
agagtagaag aaaagtcag aactctgaaa caccttttca aaagtttttc aagccatgat 150900
gtttgcaagt taaatgctct gttatgtaag caatataatc agtttttatt aatgtaacat 150960
tccttagtgt tttggggtat cacacaaaaa agaatatcca tatctggaag caacagcttt 151020
taaataagag cattgtggtg gtggtggtga tagtggtttt tttttttttt tttgagttgg 151080
agtctcgctc tgttgccag gttggagtgc agtggcacga tctcagctcg cttcaacctc 151140
tgctcccagg ttcaagcaat tctctgcct cagcctcctg agtagctggg attataggca 151200
cctgctacca tgctggctg atttttatta ttttagtaga gacaggtttc accatgttgg 151260
ccaggtggt cttgaactct taacctcag tgaatcacc accctggcct cccaaagtgc 151320
tggaattaca ggcatgaacc accatggcca gccaaataag agcattttta atgtaaaatt 151380
atgcatgaaa tgtacattca attttgtctt tgtttactag gatccatgtt ctcacaagct 151440
atgaagaaat ggggtcaagg aaatactgat gaggtaaatc ctacctttag gataaaaaga 151500
tttctgttta taagtgccac cctcatgtaa gtgaggttta aaattttcct tttctttagg 151560
tcccatgttt aagcagcatg gcacatttat gttctcttac ccagaatgta ccaagaaagg 151620
gtggccctt cttaacatct aacaattgcc tggtagtagc agtgaaggta tottcagtca 151680
gaggctagga ccactgaagg atatacatgc attcaagttt ccactcagcca gcaggoatca 151740
gtaatcagtg tgtagatcaa aagctcaaat gtttccttcc ccactggcag ttttacttca 151800
agtagtgag gcttgctttt ttaatagtta attaatgaca ttgagagatg ggaggtgaaa 151860
aaaggaaaat gttttatttt gacctctaa tatgaaagta gttcgggtgtt aggtatccag 151920
tagttgacac tggaagacag ggaatgacat gttaatatc atagccagag ggtggcccag 151980
gttttttcgt acatgggaat gaaattctta tccaaataag tagaaattat gtgcgtaagc 152040
catttgttaa gagcactgag tatgtgcato tcgatccatc taatgaataa ccattatcac 152100
cagtttaaat tattttcttt aggccagga agagctagct tggaagattg ctaaaatgat 152160
agtcagtgc attatgcagc aggtcagta tgatcaaccg ttagagaaat ctacaaaggt 152220
aaggatgact tcgttttgtg taaactaaaa agtattttt tccaggtgta aaaaataaaa 152280
agaacataag gggtttcttt gccttgaag gattaactgc tgtggggatt accttcttat 152340
cataagcaac tagaaaattg acaaactaaa tgaaacaact gttgcataat attggacaat 152400
gggcaatata gggaaccat ggaaacaaa cagagcccag tagtcttgct gaacgaaaga 152460
gttaaatatc aaagttcagg ccaggtgcag tggctcacgc ctgtaatccc agcactttgg 152520

-continued

gaggccaagg cgggtgaatc acttgaggtc aggagttcaa gaccagcctg gccaacatgg 152580
tgaaaccctg tcttagccgg gtgtgggtgc aggcacctgt aatcccaact atttgggagg 152640
ctgaggcagg agaatcgctt gaaccaggga ggcggagggt gcagtgcagc gagatcacac 152700
cactgcactc cagcctgggc gacgagcgaa accccatttc aaaaaaaaaa tcaaagttca 152760
gagagctcaa tttgagtaga agttgtagga taaggtagca gaaaagagga agctgcccag 152820
aaagaaagcc gtagagatat ttagagagat tcccatggat ccttggccta ggagtgatct 152880
gtatatgtgt ggggtgaaaa cgcattgtgc caggtagaga acccccaga aattagtagg 152940
ctgaatgatt gctggaacat agggctaaga aaagttcatg gccagaagga tctggccaga 153000
gtagagagac ttagtaatac acaaggcatt gggtagtgtc ttcacagagg ttatgcctta 153060
ctactgaaga taaattagtc cttagagtaca agcacctgaa ccaagtttca aagcaaattt 153120
ttaagggttc aaattaccta acaactgcat gccaaaacaa aggcctaacc ctctttacag 153180
taacacaaca aaattcagca cttcacagtgc taaagttaga atgtctgacg tccaggctgg 153240
gcgcagtgcc tcatgcctgt aatcccagca ctttgggagg ccgaggcagg tagatgacct 153300
gaggtcagga gttcaagacc agcctggcta acatgggtgca acccgtctc tattaaaaat 153360
acaaaaactt agccaggcat ggtggccggc acctgtgac cgggtactt gggaggctga 153420
ggcaggagaa ttgcctgaac ccaggagggt aaggttgacg tgagccgaga tcgcaccact 153480
gcactctggt ctgggcaaaa agagcaaaac tcaggctcaa aaaaaaaaaa gaatgtctga 153540
cgtcaatcac aaattacca gcatgacatg aagttgacct ataaccagga gaaaactcaa 153600
tctatagaaa cagaccaga tgtgagaaag atgatgaatt tagcagacaa agaccatcaa 153660
gtggctattt taaatattaa aaatatgttc aagtgccag gtgcagtgcc tcatgcctgt 153720
aatcccagca ctttgggagg ccaagggtgg taggagttca agaccagctt ggccaatatg 153780
gtgaaccccc ttctctacta aaaatacaaa aaaattagct gggcatggtg gcaggtgcct 153840
atagtccagc ctatatggga ggctgaggca caagaatcac ttgaaccggg gaggtggagg 153900
ttgagggtgc agtaagccga gattgtgcca cttgtactcc agcctggaca acagagtgcg 153960
actctgtctc aaaaaaaaaa aaaaaaaagt taaagaaaac aagagtataa tgagaaaaat 154020
gcaaaatagt tttaaaagaa ccaaatggaa tttcttaaaa taaaaaatac cagaaatggg 154080
ggccggggct ggtagctcac gtctataatc ccagcacttt gtgggggctg aggcaggcag 154140
atcacctgag atcggtagtt caaggccagc ctgaccaaca tgagaaaacc tcatctctac 154200
taaaaaatac aaattagctg ggcgtgggtg cgcattgcct gtaatccag ctacttggga 154260
ggctgaggca ggagaattgc ttgaaccggg gaggcagagg ttgcggtgag ctgagattgc 154320
accagtgcac tccagcttgg gccacaagag tgaaactccg tctcaaaaaa aaaacaaaaa 154380
aaaacagtag actcgaagaa ctagtgcagt ttttctttac tttaggcagt aagtgtgacc 154440
ttttgcaggt gactacttta gttcctcatg tcctcattag tagatcagag aaatcgaca 154500
ccaaaccccc aaagaaaaaa cccttctaa tcctcattcc atgattttat gaatgcatga 154560
agtcctaggc ctgcgaagga atactcattc tctttatcct gtgttgatac ctctctgctt 154620
caacctccaa ctgcacattt gcctatagga tgtacttgga cattcagcat aaactacctc 154680
acaccattac tgaattgctt catgtgcaca tgtcccatgc cacaataaccg gggacottgt 154740
cttcctgat atttgtccgc agtgctgtga ctacaggagg gagtcagtga atgtctgcat 154800

-continued

gtgtgtcttt accatccctc ttgaatatgc tctagggtta attcctagaa gtagaattac 154860
 tctattgaaa attggcaata tttttcattc taatatctat tgccaacatg ggaaagcaag 154920
 tctggatgcc agtccttggt atatgcccct tgggtaagtt acgtaacctc ttttaagcttc 154980
 tgttcactca tattttaaca aggaaaatta caatatTTTA cctcacaaaa ttgtagttag 155040
 cttctggctg tcttaaactc tggatatag taaacactaa gtgttggtgt ccatccttaa 155100
 tttgtaataa taggtcactt gttagagaaa tgcaccttac ctttttcttt tcttttcttt 155160
 tttcagttat gactcaaaac ttgagataaa ggaaatctgc ttgtgaaaaa taagagaact 155220
 tttttccctt ggttggattc ttcaacacag ccaatgaaaa cagcactata tttctgatct 155280
 gtcactgttg tttccaggag agaatgggag acaatcctag acttccacca taatgcagtt 155340
 acctgtaggc ataattgatg cacatgatgt tcacacagtg agagtcttaa agatacaaaa 155400
 tgggtattgt tacattacta gaaaattatt agttttccaa tggcaataac ccatttatga 155460
 gagtgtttta gcctactgga atagacaggg accacatcct ctgggaagca gataagcata 155520
 gaactgatac ttgatgcaca ctgtagtggt taactcatcc ctaatcagca ttgtaaagca 155580
 ggtgccagag gtggtttgct ttgtccttcc aaagcaggtg agtcagcccc accgagagcc 155640
 aggcagcttt gagtggcagc gtggtgctag cagcttcagc ggaacagggt gagagttaat 155700
 tatgcagctt tcttgacagc ggcattaatt tgggaagaaa ctgacaagtc atgggtcaag 155760
 tttcagttag ttctctcttc ctctgatggc agtatatagt ttccacattt taattcctcc 155820
 tcctgagatg cactatactt aaaaccattc tctcccctgc taacagaagg gtgtgaatct 155880
 gggttacttt gagcattagg atttggccct ttggaattct gcactccagt tacttaactt 155940
 tcccttcaga atacatgttg aaagaagaa agaaatagcg atgactccac ttttgccctt 156000
 gtggcacctt gaacaaagca gttcttccca aattatactt tttttttttt taaataaggt 156060
 gagcaggatg actggggaga gagaacatt tgactttgac tgcctcccc attctttgct 156120
 gtgagctgga aagtgtcagc ttggtcgtct ttcttctcct ttcttttaga tagtaagaga 156180
 ctcactcact gcactttctg tcagttggct tctgcacggt gatcacacag ccatcagcag 156240
 gactgccagc ttggtgagca cactccattg accacgtggc gccagcgctt cctcaatgca 156300
 catgatttag aggaagaaaa gttctcttag atgttactgc ttttgctcag actttgcaaa 156360
 aaaaaaata tatatatata tgtataaata tataattatt aatcactttt gtccttgaga 156420
 aagtcttgaa tgaacagaga atttattcca ttgcaatatt tgattgtata gaggcacact 156480
 gtttcacgca cagaagaagc aaaaaggctt tgtgtaagtt tttggtacta tgtaccacct 156540
 ctgttatctt tttaaagctg aagtattcat gtacttaaac catattatat ttaattgtgt 156600
 ttgattttaa aatatatata tatgaattct atttaaaatt gtgtcaactt tctgctttca 156660
 gggcatttat ggctcttctg ttgaaatata ttgatcttcc caaatatTTT catttgcttt 156720
 ctaaaaaccc agaacatgag ccactactgg actttgcctt gtgtttgaag tgtatggcat 156780
 aaacccaagg tttttattag tcatctatgc tgtgattaat tcattttggt cttttaacaa 156840
 aatattttca tccacttcac attgcttcaa tctttaacag aaaagcaata taaaggttat 156900
 agaataaaat gtggttttgg gcaactcttg ctgcctctgc atgttttggg ataacaattt 156960
 ctacaagact ctaggctgtt taaactagtg ctttcagtta agataaattc taatcatttc 157020
 tttgtatata ctttttctgc ttctgagcta gagatgcaa gtagttgtaa actgcttata 157080

-continued

```

aagagaatag cagcaaattt gagactcggc tacttttttc tgccccacct gctttgagac 157140
acagaagcgg agtgtggccc gaaattatta gccagattta atatttgatc taaagtaggt 157200
ccttgtaactc attttaaagt tggaatttga ttcctccaac attgagcacc caccatgttc 157260
caggctctgt gcattgtgcc cacaaaaata gattccctgg tggagttttt atgggttcaa 157320
ataatcagtt gaacaccctt catctttatc atgttgtga cattgacaca aattgtttaa 157380
aaagaaaaga tattagagag aaagtggtag ctttgtaact tgatgtgtct tcatcattcg 157440
gtaagatttg atgaaagtaa aaagcaaatg tcagccaaat ccagtgaaca gcaataaaac 157500
agggagtaac tttttataac tttttctact tggatttcaa cattcagtag agctttttcga 157560
aatgtaagta gtttacagta ctggagggtt gactagtcca gtaggaattt ggaggggaag 157620
gtcattctga attgtaacaa agtacaaact tctttgctgt tttatttaag tactgagagc 157680
taagcacctg atgaagttag tgacctctct ccagttagag tgtttgggta cctgcctgac 157740
ttcaggagtg gggtttatgt ttctacacag tgaccttttc tctcgccctc tctctccctc 157800
tgcccacaca ccagttgatt ggacctgggt tgaactcctg atccagacag gcccaagaca 157860
gttcttaatg ttaagaattt tggggccggg cacggtggct catgcctgta attgcaacac 157920
tttgggaggc cgagacaggc ggatcacttg aggtcagggg ttcgaggcca gcctggccaa 157980
catggtgaaa ccctgtcttt actaaaaata caaaaattag ctgggcatgg tggcgacgc 158040
ctgtaatccc agctacgtgg gtggctgaga caggggaatc gcttgaacct ggagcgag 158100
gttgtgcaat gagccgagac cgtgtcactg cattccagcc tgggtgacag agggagactc 158160
tgtctccaaa aataaaaaata agaaaagaa ttttgggcta ggtgcagtgg ctcacgcctg 158220
taattacagc attttggaag gcccaagatg ggcagatcac ttgaggacag gagttcgaga 158280
ccagcctgga caacatgggt aaactccatc tctactaaaa agacaaaagt tagccagatg 158340
tggtgatggg cacctataat cctagctcct cgggaggctg gggcaggaga atcacttgaa 158400
cccaggaagc agagattgca gtgagccaag atcacatctc tgactccag cctgggcaac 158460
agagcaagac tctgtctcaa aaaaaaaga atttgccag gcgcagtggg tcacgcctgt 158520
aatcccagca ctttgggagg ccaaggcagg cagatcacga ggtcaggaga tcgagattgt 158580
cctggctaac atggtgaaac cctgtctcta ctaaaaatac aaaacattag ccgggtgtgg 158640
tggtgggcac ctgtagtccc agctactagg gaggtgagg cagaggaagg atgtgaaccc 158700
aggaggcgga gcttgcaagta agccaagatc gtgccactgc actacagtct gggcgacaga 158760
gtgagactcc gtctcaaaaa aaaaaagaat tttggccggg tgcggtggca catgcctgta 158820
gtcccagcac tttgggagac caaagtgggc ggattacctg aggtcaggag ttcaagacca 158880
gtccggccaa tatggcgaaa ccctgtctct tactaaaaaa aatacaaaaa ttagccaggt 158940
gtggtggcgg gcacctgggg aggttagggc agggagaaat gcttgaaccg gggaggcaga 159000
ggttgcaagta agccaagatc gtgccactgc actccagagc aagactcttt ctcaaaaaaa 159060
aaaaaaaag aattttgcat ggggaaggag agatactgtt caccatctgg aatggtgctt 159120
ggatgtggca cttacaaaaa caggagccag cactgcatgg acaaacagaa gcatgtgggc 159180
ctgagatagc aggtaccttg ataaccctga agacatcctt ggtttctgca tctattcctg 159240
catccttgca ttggactaca ttaatctgtc agttatcctt ataatgattt ttgatttttt 159300
ttttttgaga tggagtttgc ctcttgttgc ccaggctgga gtgcaatggc acgatctcgg 159360

```

-continued

ctcaccacaa cctccacctc ccagggtcaa gtgattctgc tgcctcagcc tcctgagtaa 159420
ctgggattac aggcattgag caccacacct ggctaatttt gtatttttag tagagacggg 159480
gtttctccat gttggctcagg ctgggtctga actcccaacc tcagggtgatc accctgtctc 159540
ggcctcccaa agtgcctgga ttacaggcgt aagccatggt acccggtctg ttttttgatt 159600
ttttgaaacc agtctgaagt gagttttttt aattactgta aaggagtgtg gctaaaatac 159660
tgccatactg ccctaattgct taatgattat gtattctcag catgtctgca aagtactgct 159720
gatttctgga gaataatttt tctttagtaa acttactta agtcgtcatg tgtattctct 159780
caaaatggta tcctaacctc atggagctaa aagacacccc ttgtttttat aacaagcagt 159840
tactgagggc caggaagggg agaagtcctt ggcttgtag atgatcacca ttagaactca 159900
ggcctggggc agtgcctttt catgcttctc agatccttcc aaagaataat gaagattata 159960
accgctttta gcaattgtaa taaaccaga aatagaaagc tttttggtta gagtactggt 160020
agaagtgttg cgggagagat aatttttaca aaatttgtaa atacctgcca attctatata 160080
ctaggcaagg tctctggcct tgtaaaaccc ctcaagggtta caactttggt ggcccacact 160140
aatagtattc cactgagggc ctctccgggt gaacattgag cactagagga agccctctg 160200
cttgggcagg actgggcgtg gtgcagagta ggagcgggtg tactgtggat tctgggcagg 160260
tgagagtgcc cagtgtatgc caataagga cactggaggg agcagtgtga gtaaaggccc 160320
tgagggcatt catgttcagg gaggggtgct gccactggc ttgcttgga cacaggagag 160380
tggtatttcc tgccttagta actttatgta aacaagtatt tcctcagtct gttcctctca 160440
aactgcctgc tctggccatc tcagaatgct acagaactca cctggatgca ttcagcccct 160500
tgcctaaagg tgacagtgca tctccttccc caccacccc ctcataccac tgaagcacct 160560
gtcagactgg ccagatctgt gggcaaggag cctagagagg gcttagtttc agcttgaaag 160620
gagctgggat ttaccaagaa gcaaatgaga gacgaggatt gcaacaactg tgccatttcc 160680
ccagcttcag ctgactcctg tatattgact gtgccttcag actcatcctt aagtgacccc 160740
aggctggcct ctccacatc acagtaagaa ttccacacac catacaactt ggaagaggc 160800
tccagctgaa ggaagcccca cacttcttcc aagtttttct tagtcttctc ttcttggcaa 160860
agagtacctt ttgtttcttc taattatgta actattggtt tagtaaatat tcacccattc 160920
agtcaccctg taagtggcag gcaactgtta caggacaca ggaaggaata aaaacttgca 160980
ggcaccttgg agcttgcatc ctattgaaga ggtaaatgaa gttgggtag cagctaaact 161040
atgctgggat tggccaggcg cagtggctca cacctgtaat ccagcactt tggaggccaa 161100
ggtgggcaga tcatgaagtc aggagatcga gaccatcctg gctaactggt tgaaaccccg 161160
tctctactaa aagtaaaaaa aaaaattagc cagggtgtgtt ggcgggcgcc tgtagtccca 161220
gctacttggg aggtcaggcg aggagaatgg tgtgaaccca ggaggcgaag attgcagtga 161280
gccgagatgg caccactgca ctccagcctg ggtgacagag cgagactctg tctcagaaaa 161340
aaaaaatatg ctggtagttt tgattcaaga tggccttttg agcccatgat ttaggtctcg 161400
taccaccaa ggtctactgg aaacatcag gctctcctgc tatagacca tagggagagc 161460
tgacagccag agggggagct gaagagaagt gcccttctg tgcctgtca gcctcatcct 161520
tccgcaagga ccagttgctg tgccactcca ttacttgct gcaagactgg aggtttttcc 161580
tcaggtgttg agcacctggt ttacaagatg tcagcatctt gatgcctgag accatcaagg 161640

-continued

caagtctctg aacagggcctt accttagagt aaggcttaga agaggccgta aagtcagtct 161700
cagctccgtg gctctgcaga gctttgggac atgtgaattc ttaaaacaa gactattgta 161760
cagtactat atgcatgcag tataaaatta taaccttga aaatcctagc tagctgtga 161820
gctaattcca taaagtaatc agctcctgag ttctgcagtg gtaataataa tcagcataat 161880
gagtaaacac tgtgtgtgcc aggcagcgct tcatttgatc cttgtgataa tcttgtaagt 161940
actgattttc tcccttcttt aaacaaagt tttttttttt ttttagagag ggtctcacta 162000
tggtgccag gctagtcttg aattc 162025

<210> SEQ ID NO 36
<211> LENGTH: 162025
<212> TYPE: DNA
<213> ORGANISM: Homo Sapien
<220> FEATURE:
<221> NAME/KEY: mutation
<222> LOCATION: 156,277
<223> OTHER INFORMATION: Nucleotide Base Change: T to C

<400> SEQUENCE: 36

gaattcctat ttcaaaagaa acaaatgggc caagtatggt ggctcatacc tgtaatccca 60
gcactttggg aggccgaggt gagtgggtca cttgagggtca ggagttccag gccagtctgg 120
ccaacatggt gaaacactgt ctctactaaa aatacaaaaa ttagccgggc gtggtggcgg 180
gcacctgtaa tcccagctac tcaggaggct gaggcaggag aattgcttga acctgggaga 240
tgagggttgc agtgagccga gatcgcgcca ctgctctcca gcctgggtgg cagagtgaga 300
ctctgtctca aaaagaaaca aagaaataaa tgaaacaatt ttgttcacat atatttcaca 360
aatttgaaat gttaaaggta ttatgggtcac tgatatcctg ttccattctt tatataatca 420
ttaagtttga aatgtatact tgcactacta acacagtagt taatcttagt cctacaagtt 480
actgctttta cacaatatat ttctgtaata tgtatgcact ggtgtttatg tacgtgttta 540
tgttttatatc tgttaaaatt agcagtttcc atctttttct attttgtacc atcacatcag 600
ttcagaagga ttgacagagc aaaatgattt gatgaagtat aaaagtcaca tggtgagtgg 660
cataaataca actctgaaca attaggaggc tcaactattga ctggaactaa actgcaagcc 720
agaaagacac atatcctata tgtcaagaga tgtaccaccc aggcagttaa agaagggaag 780
tacacataga aagcacaaat gtgaataatt aaaaaattgg aatttatcag acaactggatt 840
catttgctcc taaagtcaga gtccctctatt gtttttttgt ttttgtgggt ttctttttta 900
atttttttat tttttgtaga gtcggagtct cactgtgtta cccgggctgg tctagaactc 960
ctggcctcaa acaaacctcc tgccctcagct tcccaaagca ttgggattac agacatgagc 1020
cactgagccc agcccagacg ctttagcatt tatgaagctt ctgaaatagt ttagaaaacc 1080
gcataagctt tccatgtcac tttcaaagtt tgatgggtctc tttagtaaac caaccaagtt 1140
attcctcaag ggcaaaataa catctctcag tgcaaaactg atgcacttca ttacaaaaag 1200
gaaaagacca caactataga ggcgctcatt aaagctgcac tcttcagagg ccaaaaaaaa 1260
aggtacaaac acataactat ggaacattct ttagaagagc cccaaagtta atgataaaca 1320
ttttcatcaa agagaaaaga gaacaaggty ttagcaaatt cctctatcaa ataactacta 1380
acatcaagga acatcaatgg catgccatgt ggaagaggaa gtgctagctc atgtacaaac 1440
cagtagataa tttcaacttg ctgccgaatg aaacctctt gcaaggatat aatcagcact 1500

-continued

tctcatgttt	gttttgcttt	gttttgcttt	gtttttagag	acaggccctt	gctctgtcac	1560
acaggctgga	gtgcagtggc	acgatcagag	ctcactgcaa	cctgaaactc	ctgggctcaa	1620
gggatcctcc	tgcttagacc	tcccaagtag	ctgggactac	aggcccacca	tgcccagcta	1680
atTTTTttaa	ttttctatag	agatgggatc	tcactagcac	ctttcatgtt	tgatgttcac	1740
atacaacgac	caaggtacaa	tgtggaagg	ggctcaggg	atctaaagt	aaggaggacc	1800
agaaagaaaa	gggttgctca	catagagtag	aagaagtgc	acttcatgcc	agtctacaac	1860
actgctgttt	tcctcagagc	agagttgatg	atctaaatca	ggggccccca	acccccagtt	1920
catagcctgt	taggaaccgg	gccacacagc	aggaggtgag	caataggcaa	gcgagcatta	1980
ccacctgggc	ttcacctccc	gtcagatcag	tgatgtcatt	agattctcat	aggaccatga	2040
accctattgt	gaactgagca	tgcaagggat	gtaggttttc	cgctctttat	gagactctaa	2100
tgccggaaga	tctgtcactg	tcttccatca	ccctgagatg	ggaacatcta	gttgaggaa	2160
aacaacctca	gggtctccat	tgattctata	ttacagttag	ttgtatcatt	atttcattct	2220
atattacaat	gtaataataa	tagaaataaa	ggcacaatag	gccaggcgtg	gtggctcaca	2280
cctgtaatcc	cagcacttcg	ggaggccaag	gcaggcggat	cacgagggtc	ggagatcgag	2340
accatcctgg	ctaaaacggt	gaaaccccgt	ctactaaaaa	ttcaaaaaaa	aattagccgg	2400
gtgtgggtgt	gggcacctgt	agtcccagct	actcgagagg	ctgaggcagg	agaatggtgt	2460
gaacctggga	ggcagagcct	gaggtaagcc	gagatcacgc	cactgcactc	cagcctgggc	2520
gacagagcga	tactctgtct	caaaaaaaaa	aaaaaaaaaa	aaagaataaa	agtgacaat	2580
aatgtaatg	tggtgaatc	attccaaaac	aatcccccca	cccagttca	cggaaaaatt	2640
ctccccaaaa	accagtcctc	ggtgccaaaa	aggttgggga	ccgctaattc	aaataatcta	2700
atcttcattc	aatgctaaaa	aatgaataaa	ctttttttta	aatacacggg	ctcactttgt	2760
tgcccagggt	ggagtacggg	ggcatgatca	cagctcactg	tagoctcaat	caccagggcc	2820
ccagcgatcc	ttccacctaa	acttctctag	tagctgggac	tacaggcacg	caccaccatg	2880
cccagctaat	ttttaaat	tttatagaga	tgggggtctc	accatgttgc	ccagactggg	2940
ctcaaacctc	gggtcaagt	gatcctccct	caaactcctg	gactcaagt	atcctccttc	3000
cttggcctcc	caaagtgcgt	ggattacaag	catgagccac	tgtaccacgc	tggaataaca	3060
ttttaagtcg	cactacagtc	atggacaatc	aggcttttca	acatgcagta	tggaacagtga	3120
gtcccagggt	ctgcttttcc	atactgaaat	acatgtgata	ctaaggagaa	agggtgctgc	3180
aaggatat	aaaaatga	atatttaaaa	tgaggaaaaa	actgtttctt	catgactttg	3240
ataaggctga	taaagaccat	ttctgtgatc	tcagggtgatt	cactcaagta	gtatatattca	3300
gtaatcatta	tctggaacag	cctgaatctt	aacaaaaata	ccatgatatt	ttaatgctgt	3360
tatgatacct	tgatgatag	accaaactgc	aatgtaggca	gctaaatctc	cacgagtttg	3420
acttccccga	gagttgacag	ttttcttcac	aaattaaaga	aatatatatt	ttgatacatg	3480
attggcatat	ttaaaaacta	cactgaaatg	ctgcaaaatg	atataaagaa	acattttcca	3540
gaatcaaatg	caatcaagaa	gtggattagg	aatctactca	ccattatcaa	ctaaatagaa	3600
acacttgagc	tgggtgtgtg	ggctcacatc	tgtaactctc	gcactttggg	aggccaaggc	3660
agggtgagtg	cttgaggcca	ggagctcaag	accagcctga	gcaacatagc	aaaactctgt	3720
ctctacaaaa	aaaaaaaaaa	attaaccagg	catggtggca	gatgcttgta	atcccagcta	3780

-continued

ctctggaagc tgaagtagga ggactgcttg agcccaggag atcaagactg cagttagccg	3840
tggtcatgct gcgccacagc ctgagtgaca gagagagacc ctgtctcaa aacaaaaaca	3900
aacaaaaac acttaacctt cctgtttttt gctgttgttg ttgttgttg tttgtttga	3960
gatggagtct cactctgttg cccaggttg agtgcagtgg cgtgatcttg gctcactgca	4020
agctctgcct cccgggttca cgccattctc ctgcctcagc ctcccagta gctgggacta	4080
taggcgcgcg ccaccacgcc cggctacttt ttgcatcttt tagtagagat ggggtttcac	4140
cgtgttagcc aggtggtct tgatctcctg acctcgtgat ccacctgcct cggcctccca	4200
aagtgcctgg attacaggca tgagccaccg caccggcca acctttctgt ttttagttt	4260
gatatgcttg ttaactcagc agctgaaaga atgctgaaag tggccttcag taaaaaatt	4320
tcactagaat ctctacatcc atatttaatc tgaatgcata tccagattga tcagttagag	4380
caaaaacact catcatcatt cctgatgacc tctaattctg gtttcggctt tctatttcaa	4440
tggaacaga ataaggaaag aaatggaag gctctgaaa ttgtccttg gctatagata	4500
ctatcaaaga tcaccaacaa taagatctct cctataaata taaaacaagt ataattaatt	4560
ttttaattat tttttctct tcagaggatt ttatttcaag ataaaacata acttctaccc	4620
atactattga ttcaaaggt tagaaaaagt gtttttcctc atcttatcct tcaaagaggt	4680
cacagcaatg caaacatcta taaatgcct ctgcataatt gtcagaagct atagtccaga	4740
aatcattgaa atgcttttc cattttaagc ttaggtgagg tgtcttagga aacctctatg	4800
acaacttact ctatttattg ggaggtaaac tcccagactc tcccagggtc tccgttattg	4860
atctcatctt ttaggcctcc taatcccttg aagcacaatc gaaaagccc tggatctctt	4920
ttctgcacat atcatcgcg aattcattcg gcttcagca agctgacact ccatgataca	4980
agcggcctcg cccttctccg gacgccagtc cttgctcgg ttagcttagga tgaggggtt	5040
gctgggcttc agtgcaggct tctgcgggtt cccaagccg accaggtggc ctcacaggct	5100
ggatgtcacc attgcacact gagctcctgg caggctgtac caatttttta attatttaatt	5160
atttattttt aaaattatgg tgaatatttt ggtattctgc tctaaaatag gccataaat	5220
gcacagcaga tatctcttgg aaccacagc tttccactgg aagaactaag tatttttctt	5280
ttaaagatgc tactaagtct ctgaaaagtc cagatcctct acctctttcc atccaaaact	5340
aagacttggg atttatgaga gatctagcta acagaaatcc cagacacatc attggttctt	5400
cccagagtgc agtcctccta aagaggctca gccctaagca ggcccctgca ccaggagggt	5460
gggtctgaga cccacatagc acttcccaag gtgcatgctc cagagaggca ctgaaacagc	5520
tgagcacaag cctgcaagcc tggagaactc tcacagtcag aacggagggg gccagtgagg	5580
actaacataa agagaaaagg gaacacagag aaatggatgg caccaacaac cagcaaagcc	5640
ttcatggcca atgaaagcat cagtgcagg gccagaacct tcatcccaa agactcttca	5700
ctgcctttag taaaaacaa tggctagaga gtgaagttat gatcatgtat agagaggtaa	5760
agttacattt ttatattctg actctgctaa tgtgaaattc cctatctgct agactaaaag	5820
tttcagacac cctgttcaaa tatccatta gttgctagag acttaaaatg aacagaacgc	5880
acattgtcag gatgactatt accaaaaaat caaaagacag caagtattgg tgaggatgta	5940
gagaaactgg aacttttgtg cactgtttat gagaatgtaa aatggagcag ctgctgtgga	6000
aaagagtatg caggttcctc aaagagtaaa accaagatgt ggaacaact aaatgccat	6060

-continued

cagtggatga	aggggtagac	aatatgtggt	atatacatat	catggagtag	tattcagcct	6120
ctaaaaaaaa	aaaaggaaat	tctataacat	gcaacagcat	ggatgaatct	tgaggacatt	6180
ttgctaata	aataaggcag	tcatagaaag	acaaatactg	cacgactcca	cttatatgag	6240
ataccaaaa	tagacaaatt	catagaatca	aagagtacaa	tgagggttac	ctggagctgc	6300
agggcgggaa	acgaggagtt	actaatcaac	gaacataacg	ttgcagttaa	gtaagatgaa	6360
taagctctca	agatcagctg	tacaacactg	tacctagagt	caacaataat	gtattgtaca	6420
cttaaaaaatt	tgtaaggggt	agattaacaa	atgtagtaga	tccacaaatg	tggttaagt	6480
ttcttaccac	agtaaaataa	aaaaagaata	tcaagcccag	gagttcgaga	ctagcctggg	6540
taacatggtg	aaacctgtgc	tctacagaaa	atacaaaaat	tagccagctg	tgagggtgca	6600
ctcctaggga	ggctgaggtg	ggaggcttgc	ttgagcccag	gaggtcaagg	ctgcagttag	6660
ccatgatgtg	accactgtac	tccagcccag	atgacagagc	aagacaccac	ccccccaaa	6720
aaaagaaaa	gaatatcaaa	cattttaaaa	gatcagatac	gcaagaacaa	caacaaaaaa	6780
gagatgaaca	gagcatcgac	cctcatctag	tggtattctt	ggtctaactg	aaaaacagac	6840
attgagagac	aaacaatgac	agtgtgtgta	tcacagcaat	tacacaggta	tcccctgggg	6900
actgcagaag	aaaggaggaa	tgccctaact	tcagaaaata	gagaaagcgt	caaacagtgt	6960
gtgaaagcct	tccaaaacta	gagagaactg	cacacaccaa	atcacagaaa	gaagaaaagc	7020
cgtgggagat	tctgggaccc	accggctatt	tttgatggct	gaacaccctg	ctgcaggaga	7080
gacaggagct	ggaaagcatg	gtgggatgaa	acctcaaaac	gctttgcttg	cattgtctta	7140
gatgactggg	cttgattaac	tctagtcaat	ggggacaatt	caatcaaaga	agaaagatgc	7200
tcaaattcac	attttagaat	gattttttat	ggcagtatgg	ggaatagatt	aaaagagagt	7260
gaagctggag	gcaagaaact	tgtaagagg	caactgaaac	agtctagatg	ataaataata	7320
aactgacaga	gtgactagaa	aaatcagaac	aggctgaatc	aacagatacc	tagatgaaaa	7380
taacaggact	tgatcaccag	ttgtatcttg	gagagggaag	agttgtttcc	ttgctttccc	7440
tacgactggg	aatacggaag	gtttgccctg	tgtattgggt	atatactgg	gtgtagccaa	7500
tcactgacaa	ccatttagca	gcttaaaaca	caaaggctta	tctcccagtt	tctgtgggcc	7560
aggaatctaa	gataggctta	gctggctggt	tctggctcag	agtttctcaa	gaggttgcaa	7620
tcaagatgtc	agctgggggt	gcatcatctg	aaggctcaac	tggggcccga	gggtccactt	7680
ccaaggagtt	cactcacctg	cctgacaagg	cagtgtgtgt	tggtggcagg	agatctcaat	7740
tcattgccaa	gtgagcctct	ctatagcatt	gctggaacat	cctccccatc	tggcagttgg	7800
cttctctcag	catgagtgtat	ctgagagaga	gagcaaggag	gaagccacag	tggtcttcct	7860
actctactc	ctaactactat	ggacctactc	ctaactactc	cacttctgcc	ttattccatt	7920
agttagaaag	ggaactaagc	tccacctctt	gaaataagaa	gtgtcaaaga	atttgtggat	7980
atatttaaaa	atcatcacac	tgtggaagt	gataggggg	tcaattaatg	ctgaacttga	8040
aatgcctgag	acatttcaat	gtccaacagg	caatgaacat	acccatagat	ggatcatgact	8100
ttagcaagaa	tagaggaaga	tcacagaatt	aaggaggaa	tgaagggtaa	aagaagtggga	8160
gtcagattcc	ccctgaaaag	tgagccatga	aaggaaactt	aactattgag	ttagagggtca	8220
gagtaggaaa	tttcggtgga	attctttttt	aaagaaagga	accatataag	catgttttga	8280
ggtagaggga	gaataaatca	gtagacagg	agaggtaaaa	aacataaatg	ataggggata	8340

-continued

gttgacaaag	gtcttggcag	aatcccttac	ccattgactt	ggggccaaga	gagggacact	8400
tctttgtttg	agggataagg	aaaataagaa	agaatgggtg	ctatttagtg	tggtcctgtc	8460
tctagggcaa	acgcataggt	aacaaactgt	gtgtgttagg	aatatagatg	tgacctcaca	8520
ttgagattct	cacctcaaat	ccattttgtt	gttacctgta	ccttcctacc	ttctcttttt	8580
gctacatgca	gactgctggt	ttgtcttcct	ggcctgttcc	aggtttcagc	attctggcat	8640
atctgctacc	ctgttcccaa	acctctctag	agtcctatgct	ccttccttgg	atagtgtttg	8700
attggggcac	gtatctaaga	agtgatgcct	tcagttaggc	ctgagaacct	cctctatgga	8760
aatctccatc	agtgaccctg	acagacttgg	tatcttgagg	atgtcactgc	tcccagcctg	8820
tggctctagga	gaatctcagc	ctgggcctct	agtagtatgg	ataaggcgtt	aaggatatctt	8880
tgaaccagag	tctgtcatat	tcctcaatgt	gggacagata	aaacagtggg	agtgctgggtg	8940
tttctgagct	agaactctgg	tttttggctt	agattctttg	atgtatgacc	tttcagaggt	9000
attaaaaattt	gttctaatac	aatgttcaat	acaaatgtag	ttccttttct	gttaggacct	9060
caacaaaaca	tgaccaactg	tagatgaaca	ttaaactatg	acaattcatg	gaaatgaata	9120
cagtaatacc	tgcggttccc	ccatttttagc	agtcactatg	gtgacatttg	gcacaaatgg	9180
ctatttaagg	gtgcttttgt	taaaacctac	catcttacta	ggcacatgat	attgaaacta	9240
atgaaataat	ggagaaactt	cttaaaaact	tttaatgaat	aaagtgatga	agtgataata	9300
ttttagctgc	tatttataaa	gtgactatta	cagggtcaaac	attcttctag	ggtttttttg	9360
ttgaagttgt	cacattttaat	ccttaataac	ccactatgag	tcagggtattc	ttctctcccc	9420
tttgacagct	tggggaaatg	ggggctcagag	aggttaggta	atttgctcag	ggccacacaa	9480
cctgcagtga	gaaaatctga	gatttgtaca	ggaacgtatc	aaactctgaa	gtccatgctt	9540
ctatttttccc	atgctgcctt	tctaataaaa	ggtaactaat	gctactggat	gctgccccca	9600
aagtgagtoa	ctttcacccc	accctacttg	attttctcca	taaaactaat	cacatcctga	9660
caacttattt	attgctgata	tccccacta	gattataaac	tcaataaaag	caagatcctt	9720
gtctgctgaa	tatcagtacc	taaaacgctg	tctagcacag	agcaagtaat	taatatttgt	9780
tgaatgaaca	aataaaggaa	aaaaattcaa	aggaagaaaa	agccctaaaa	cagatgttta	9840
cctaaacata	catttttaaaa	gaaagcatat	aacaaattca	ggacagaatt	taaatttgat	9900
tttttaaaaga	aataaccaag	tgctagctgg	gcacagtggc	tcacacctgt	aatcctagca	9960
ctctgggagg	ccgaggcagg	cagatcactt	gaggtcaaga	gttcaagacc	agcctggcca	10020
acatgggtgaa	acctgtctct	actaaaaata	cagaaattat	ccaggcatgg	tggcagggtcc	10080
ctgtaacccc	agctactcag	gaggctgagt	caggagaatt	gcttgaaccc	aggaggcaga	10140
ggttgacagt	ggccaagatt	gcaccactgc	actccagcct	gagtaacaaa	gcaagactct	10200
gtctgaagga	gaaggaaaga	aagaaggaaa	gaaggaaaga	aggaaagaag	gaaagaagga	10260
aagaaagaaa	gaaagaaaga	aagaagaaa	gaaagaaaga	aagaaagaaa	gaaagaaaga	10320
aagaagaaa	aagaagaaa	gaaagaaaga	accaagtgtc	tatttggggac	ctactatgct	10380
atgtttttcc	atgcacgcta	ttttcagtaa	agcagtttagc	aaacttgcaa	gatcataaca	10440
acaaatatat	gcttctataa	ctctaaaatt	gtgctttaag	aagttcctct	ttaccagctc	10500
atgtatgcata	tagttttcta	agagttacta	gtaacttttt	ccctggagaa	tatccacagc	10560
cagtttatatt	aaccaaagga	ggatgcttac	taacatgaag	ttatcaaatg	tgagcctaag	10620

-continued

ttgggccagt	tcatgttaat	atactccaga	acaaaaacca	tcctactgtc	ctctgacaat	10680
tttacctgaa	aattcattht	ccacattacc	aaggagccag	ggtaggagaa	tatagaaaga	10740
ccaccaaga	atccttactt	ctttcagcaa	aatcaattca	aagtaggtaa	ctaaacacat	10800
gccctaaca	tgaatagcag	attgtgctca	gaagaatgat	ctacaacatc	ttactgtgaa	10860
ggaactactg	aaatattcca	ataagacttc	tctccaaaat	gattttattg	aatttgcatt	10920
ttaaaaata	ttttaagcct	aaattttaaa	aggtttgata	ttggtacatg	aatagacaaa	10980
cagacatgga	ctagaccaag	aattaggttc	aaacatatac	aggaatttaa	tatacgataa	11040
atctagtatt	ccaaaggaac	caacaatgg	tgttcagaca	gcaggatagg	catcaggaaa	11100
aacacagttg	ggcaccttac	cttactccta	acaccaggag	taactgaagg	agcaccaaat	11160
atthattttt	tttaattata	gttttaagtt	ctagggtacg	tgtgcacaac	atgcaggtht	11220
attacatagg	tatacatgtg	ccatgttggt	gaggagcacc	aaatatttaa	aagaaaaaaa	11280
ttggccaggg	gcggtggctc	acacctgtaa	tcccagcact	ttgggaggcc	aagggtggca	11340
gatcacctga	ggtcgggagt	tcgagaccag	cctgagcaac	atggagaaac	cccactctcta	11400
ctaaaaatac	aaaattagcc	aggcatgggt	gcacatgcct	gtaatccag	ctacttgga	11460
ggctgaggca	ggagaatagc	tttaactctg	gaggcacagg	ttgcggtgag	ctgagatatt	11520
gcactccagc	ctgggcaaca	agagcaaaac	ttcaactcaa	aaaaattaat	aaataaataa	11580
aaataaagaa	agaaaagaaa	aaaatgaaaa	tagtataatt	agcagaagaa	aacaccgtag	11640
aatcctcgga	ctcttaggat	ggggaatgcc	tataatataa	aaaccctgaa	gttataaaaag	11700
agaaaatcac	ctacatacaa	accaaactct	tctacatgcc	taaaacatag	cacaaacaca	11760
gctaaaaaat	catagctgaa	tgaactggga	aaacaaaact	tgactcataat	ccagacagag	11820
ttaattttcc	tacacataaa	gagtacctat	ataaacccaa	caaaaaaacc	accactaacc	11880
caaaataaaa	atgtgacagg	taatgaacag	gtagttcaca	gagaatacaa	atggctcttc	11940
ggcacataag	atgctcagac	tgacttttac	ttattttatt	tttgagagac	agggtctcac	12000
gatgttgccc	aggttaggct	caaactcctg	ggctcaaatg	atagtaccag	gactacagggt	12060
gtgccccacc	gcacctggct	cctcaaccac	ctgtattaac	aggaaatgca	aaataaaact	12120
ttcaaatcta	ttttacctat	tagaatggca	aaaatttgaa	aaacttcaaa	catcatcatg	12180
ttggtgagaa	tgtgaggaga	ctggcactct	cattttttgc	tgatagcata	tataactga	12240
tggcttctat	gaaagcaat	ctggcagcgt	ctatcaaatg	tacaagtgca	tatatccttt	12300
gacaaagcaa	ttccactcta	ggaatgtggt	ctatatggtt	gtgcttctctg	gggctgggaa	12360
ctgggagcta	agggacaggg	gcagaagata	atcttctttt	ccctccttcc	ccgttaaaaa	12420
tgttgaattt	tataactagt	aatatattat	ttttcacaaa	agataatttt	taagcgatat	12480
gtctgggaat	tttttttttt	cttttctgag	acagggtctc	actctgtcat	ccaggctgga	12540
atgccatggt	atgatctcag	ctgactgcag	cctcgacctc	ctgggttcaa	gcaatcctcc	12600
cacctcagcc	tcctgagtag	ctgggactac	aggcacgtgc	catcatgcta	atthtttgtat	12660
atacagggtc	tcactatggt	gcccaggcta	atgtcaaaact	cctaggctca	agcaatccac	12720
ccacctcagg	ctccaaagtg	ctgggattac	aggcgtgagc	caccgcgcct	ggccctggga	12780
attcttacaa	aagaaaaaat	atctactctc	cccttctatt	aaagtcaaaa	cagagaaggga	12840
aattcaacct	ataatgaaa	tagagaaggg	cctcaaccct	gagcaacaaa	cacaaagggt	12900

-continued

atctctgaga	caggaatttg	ctgaacaaaa	tcgaggggaag	atgacaagaa	tcaagactca	12960
cttctcggct	gggcgagtg	gctcacacct	gtaatcccag	cactttggga	ggccgaggcg	13020
gacagatcac	gaggtcagga	gattgagacc	atactggcta	acacagtga	accaggtctc	13080
tactaaaaat	acaaaaaatt	agccgggctg	ggtggcaggt	gcctgtagtc	ccagctactt	13140
gggaagctga	ggcaggagaa	tggcgtagac	ccaggaagcg	gagcttgag	tgagccgaga	13200
tcacgccact	gactccagc	ctgggtgaca	gagcaagact	ctgtctcaaa	aaaaaaaaaa	13260
aagactcatt	tctctagatc	ttgagccgta	ttcaaattta	tctcagctta	gtgagaggtt	13320
aaagcaagga	atatccttcc	ctgtggggccc	tgctccttac	tgaaggaagg	taacggatga	13380
gtcaaggaca	ccaatggaga	aaagcactaa	caccattatc	tgatgaacat	tacgtgaaga	13440
agggtaaaga	gtgaagtgga	attgtcgaag	aagtcagtga	aagcggacat	tcatttgggg	13500
aatggaata	taggaaatcc	ataaaagtga	ttaaaaagat	gttagaggct	gaggcggggg	13560
gaccacaggg	tcaggagatc	gagaccatcc	tggtcaacac	ggtgaaaccc	catctctact	13620
aaaaatacaa	aaaattagcc	aggcgtgggt	gcaggcacct	gtagtcccaa	ctactcggga	13680
gactgaggca	ggagaatggc	atgaacctgg	gagacggagc	ttgcagtga	ccgagatcac	13740
gccactgcac	tccagctcgg	gtgacagagt	gagactccat	ctcaaaaaaa	aaagttagat	13800
acgagagata	aagatccaac	agacacacaa	ctgctaattc	tgaacagaac	aaaacaaatg	13860
gcacaggaaa	agaaaattta	agatataaca	ccggaaaaact	ttcctgaaat	tgagtaactg	13920
aatctatagc	ttgaaagggt	ttagcatatg	ccaagaaaaa	tcagttagagt	ccaaccagca	13980
caagacacat	ctagcaaggc	tggtgattct	accaacacag	agaaagaagt	gggtgaccca	14040
taatgcggaa	aaaggcagac	catctgcagt	cttctccaga	acactggagt	ctgaagacaa	14100
aagaatgctg	cctactgagc	cagaaggagg	agaaagtga	ccaacacatc	tttaccgaat	14160
tagaatgtca	cgcattatct	aaaggctgca	aaagccatga	aagacatgaa	agaacacaag	14220
catttacaac	atgaaaagac	acaagcatcc	tcatactcaa	gaatccttaa	gaaaaatgta	14280
gtcctaatac	agcccaatga	aagttaaatg	tacttaattgt	gctcattaat	gggaacttca	14340
tagcttcaaa	tcagtctggg	cccatctacc	aacatctctc	gcccgctttt	cctgcaatag	14400
tcagcacctt	tcctctctcc	cagtcttgct	ccctggagtc	tgctctcagc	atagcagagt	14460
gaccacatca	acaccaaggt	cagagccctc	cagtgcgcac	tggtctacaa	agcccttccc	14520
acccccacc	ccacgtgccc	tcggatccct	tgtgacgtgt	ctcctgcata	ccctagcagc	14580
cctggcctcc	tcactgcccc	tcctgtacat	caggaaaggcg	actccttgag	tcttggctct	14640
ggccgcctcc	tccacctgca	gtgagttaac	tccttacct	actctaggtc	attgctcaaa	14700
tgtcagcatc	tcaatggggc	cctccctgac	taccctatct	aaattctaca	tactcccctt	14760
gaccccatgg	acctcactca	ccctattcca	cttttattct	tacaatttag	cacttgttct	14820
cttctaacgt	attctaagac	ttactcattt	attacattgt	ttgccacccc	ctctagtaca	14880
taaactccag	aggggcaggg	atttctgtct	atttattcat	ttctttatcc	ctaggacata	14940
gaacagggca	tagttcagag	tattcaatgt	tatcaatgaa	tgaactagca	gtagtaccag	15000
ttccagttag	gcacagaatt	aaatctaaat	agaattaaat	ctcatgggtct	gggttaacta	15060
tggtatagaa	attagatata	attttaagaa	gcctagaaaag	aaaaaatata	taatgtaaaa	15120
ataatattaa	tttgataata	ataacaaaaa	ctctgccagg	cactgtgggt	caaattctga	15180

-continued

atcccagcta	ctcaggaggc	tgagggtgaa	ggatcacttg	agaccagagt	tcaagactca	15240
gcctaggcaa	cacggcaaga	aactgtctct	aaaaaaatta	aaacttaa	ttttaaaaaa	15300
gaattctcaa	agcgtcaca	aaactggaga	ttaagggtaca	ggaagtgtga	agtaatatata	15360
ctatgtcta	ggtttttttt	tttttttagaa	aggtataacc	aaaagatttc	tttctcaagt	15420
cgataaactg	agaaagataa	gcatactctc	caattaacag	agggggagga	aaagccagat	15480
acaacaaaa	aagatatata	ttagtttcca	gttgaaaaca	agagtaggag	ttattttgca	15540
tcacctcacc	tgtgacctcc	cccagcccaa	aaaacactac	tgataaacag	ggtagaaaaag	15600
catcatctca	gataaagcag	gaaaaactgc	cacagtctca	aaccacaaac	tataagcaca	15660
cacctggcca	accctgccaa	gtctgggctc	agtaggagga	acgtgctgag	agctaggatg	15720
taccaactta	gacattctgt	gggatacaga	tgtccctgga	agggtcacac	catctcaaag	15780
gcacctgtaa	tgcccactga	ttacagccac	catatgtgag	agagaaactc	agggcactta	15840
gagagtataa	caagaacctt	atgtcatctg	agatgaggaa	tcctcagccc	tgcaaatata	15900
ccaactcttt	agaacaactg	gcaaaacata	aatatccaca	acttttggtt	cagtaattcc	15960
actcttagat	atcaatccaa	agtacatgag	acagcagata	cacacacaaa	atgggtattta	16020
ctgcagcatt	gtttataata	gcaaaaaaca	agaaataatc	catatgtctc	aataggatac	16080
tggtgacatg	aggggtatga	cccatcattc	aaccatcaaa	aagagtga	tggatgtcca	16140
cagatggaca	taaaaagctg	tgtgttacgt	gaaaacaaac	tcaagcagca	gcaggatggg	16200
cttatgatag	tcagtatgag	ctaatttctg	gaaaaaaaaa	tctagtgtgt	gcacagaaaa	16260
catctgaaa	aacagaaaca	aaactatcag	cagaatatgt	agatgtttta	ctaagttgta	16320
tatctatact	gcttgtaatt	tttaccocaa	gcaagaatta	ctttttggaa	aaagaaaatt	16380
caggaaataa	agcatttctt	taaacttcat	gtttaaacaa	atgggtgatg	aataaaagag	16440
ttcttattca	tcataaacac	acacagcaca	catgcacgca	tgtgcgtgag	cacacccttt	16500
acttgataaa	taccatgttg	aatatttttag	tctttccttt	taggttctat	cccttcactc	16560
aaaatgcggt	tataaataaa	tgtacttttc	atgtgccttc	tgccctaaacc	cactttaata	16620
taactttaca	gtccatttat	cattatagtc	tcaaagctag	actcagcctg	aaactaccct	16680
ttcattttgga	acccttatta	aaatgccaca	tacagctcct	tcaaataaaa	acaaacccta	16740
ggacctgaca	ctaggcttcc	tttgttgcta	ctcataatgg	ccaagttctg	tgcttataat	16800
acatcttctt	tcattttatt	gtacatatc	caagggtttt	atatgttttt	cttattatat	16860
cttaattcaa	aacaccatca	cgctcttttc	cagatgaaaa	taaggaaaag	aaattgagca	16920
actgactgac	ttaaagggtca	taaaactata	tagtagcaga	gtcagcaaaa	gaagaaacac	16980
acatctccca	agtagaggct	gaaaaccagt	accattcacc	tccagggtga	gctatataca	17040
gattacaaag	tcaccttctc	taaatgttca	aactgaatcc	catacccata	ctttaccact	17100
acctcgtaag	aacagcctca	gatcttggtta	tagccttttt	tttagcatgc	tgaagccaat	17160
aaaatgcttc	ccattcagca	agagaacaa	gttctgaaac	actgaataat	ctgccagggg	17220
cctatgaaca	tttccactgt	gagaaatgtt	ctccactgtg	tggagaagat	ccttactctt	17280
ctccacacag	gcagaacatt	agaaaaatcc	ttggattcta	tgatgcacag	cttaggagtc	17340
tgtttagcac	aatttaagtc	caaatagtta	ttaaatcctc	ctctgttcca	gaaacagtcg	17400
taaatactgt	gaatataaaa	attgaaaaga	tactctcctg	gctcccaaga	aagtcagcca	17460

-continued

gatagaggag	acacaggcac	acaaatcact	gtcacatgaa	gctctacctc	cctaacttca	17520
aacgagggcc	taagtcacca	agaatacagt	agcagttgtg	actacgagta	actactataa	17580
ttcaatactt	tatcttcctt	tagaaaaactc	ttctcccttg	gaaatttatt	tgcattttcta	17640
aataccattc	cttactaaaa	ggaagcaggg	ctccttgggg	aaatagctga	ttctaggtgt	17700
ggactatgaa	atgaaaatgg	tgagtctggg	acatcccatg	ttgcccagaa	atcaagggaac	17760
tgcccaaaga	ttaacagagt	catgttaaat	ggacctaa	gtgaaccaga	aggagctcac	17820
tttgccccgc	gtggaacaat	ttcaagaaaa	acatgacagt	aatgaattat	aaaacatgaa	17880
ttaaaaatac	tattggtact	aaaaagagaa	caaaaggatg	tggctttgga	taaagctctt	17940
cttcatggaa	gaataccagc	taataaatgt	aaaggaaatg	agagaattag	aaaaattatc	18000
atthttgtaa	ccttaatatata	ttcacctaga	catgctaaaa	ccactgagta	aaaggctgct	18060
tgggaagagg	atgctcacat	gatctcagag	tttcacacca	cagataattt	attagataca	18120
ggaaggaa	tgtgatcaag	cttcctgtga	ccccagcca	ggccccacaa	cactatgtgc	18180
ctccttgtga	tgtgggagct	acacagcatc	gcccacacag	cttctcgcca	aaactgtttg	18240
aagctaatac	caagggaaga	actggacagc	ttctgacct	gagacgctcc	accagacaac	18300
ttgcttgccc	tctccaaaga	aacttgcttg	gcctctccaa	agaaaactca	gtttcattta	18360
aaaacaaaaa	taattatttta	aaaacaaacg	aaaagcaagt	tgtggacttg	agctccaggg	18420
acagagcaga	catacttttc	cctgttcttc	ccagtaagt	gtaataaaaa	ccctcaacac	18480
tagatataaa	acaaatataa	gaaggttctg	gaagggaag	aggaggcaga	ctatccaggt	18540
gccttgaggc	ccacagaaca	acccagtgat	gggttcaact	ggtttctttt	ttgcttcatt	18600
atctcagact	tggagctgaa	gcagcaggca	acttcaaaac	accaaggggc	acagattgaa	18660
aagccccaa	aaaagcctgc	cctctctagc	caaaggacca	ggaaggagac	agtctaattga	18720
gatggaacac	atthagacag	taactgccca	tttaccagca	ataactgagc	agggagccta	18780
gacttccagt	cttgtgagga	cgtaccaagg	tacccaacac	ccccaccaag	gctgagtaag	18840
gactgcgact	tttatccctg	catggcagta	gtaaggagcc	catccctcac	ccgccagcag	18900
tgtcagggga	acctggactt	ccactcccac	ccaggagtga	tgaggccctc	cctgctgggg	18960
tcatgtcaga	ggaggcctag	tggagattca	gtgacttaac	cttttcccag	agataatgag	19020
gccacctttc	ctccctcttc	ccccatgggt	acagtgaag	cactgtggca	agcagtaggc	19080
actcctaccc	ctcctagcca	gggaggtatc	agggaggcca	agtagggaac	cagaataacc	19140
acaaccaccc	agcagcaaca	ggggtccccc	acccatttg	gtgtcaatgg	aagcagagcg	19200
gaaagcctgg	atatttacc	ccatctagaa	gtaacaagct	gatgtccccc	ttcttctact	19260
acaatggtgt	tcaaaacag	tttaaataag	gtctagagtc	tgataacgta	atacccaaat	19320
cgttgaagtt	ttcattgagg	atcatttata	ccaagagtca	ggaagatccc	aaactgaaag	19380
agagaaaaga	caattgacag	acactagcac	taagagagca	cagatattag	aactacctga	19440
aaggatgtta	aagcacatat	cataagcctc	aacaggctgg	gcgcggtggc	tcacgcctgt	19500
aacccacgca	ctttgggagg	ccgaggcagg	tggatcacia	gatcaggaga	tcgagaccat	19560
cctggctaac	acggtgaaac	cccgtctcta	ctaaaaatac	aaaaaaaaat	agcaaggcat	19620
ggtggtgggc	acctgtagtc	ccagctactc	gggagcctga	ggcaggagaa	tggcatgaac	19680
ctgggaagag	gagcagtgag	ccgagatcgc	accaccgcac	tccagcctgg	gcaacagagc	19740

-continued

aagacttcgt	ccccaaaaa	aaaaaaaaa	aaaaaaaaa	gc	ctcaacaaac	aactacaaac	19800
gtgcttgaaa	caaatgaaa	aaaaatcttg	gcaagaaat	aaaagatata	tattttggcc		19860
agggtgcagt	gctcacagcc	tgtaatccct	gcactttggg	aggctgaggc	aggcggatca		19920
cctgagggtca	ggagtttgag	accagcctga	ccaacatgga	gaaaccccg	ctctactaaa		19980
aatacaaaat	tagccagtca	tggtggcaca	tgctgtaat	cctagctact	caggaggccg		20040
aggcaggaga	atcgcttgaa	ctcaggaggt	ggaggttgcg	gtgagccgag	atcccgccat		20100
tgacattgc	actccagcct	gggcaacaag	agcaaaactc	catctcaaaa	aaatagatac		20160
atattttaat	ggaaatttta	gaattgaaaa	atacagtaac	caaattgaat	ggaaagacaa		20220
catagaaatg	agggggcaga	caaaataatc	agtgaacttc	aacagaaaat	aatagaaatt		20280
acccaatatg	aagaacagaa	agaaaataga	ctggccaaaa	aataaagaag	aaaaagagg		20340
agcagcagga	ggaatgatgg	aaaaagagaa	aggaagggaag	gaagggaagg	agggaggga		20400
ggagtgaagg	agaaagtctc	aaagacctct	gagactaaaa	taaaagatct	aacacttgct		20460
atcagggtcc	aggaagagaa	caaagatggc	acagctggaa	acgtattcaa	aaaataatag		20520
ctgaaaactt	cccaattttg	gcaagagaca	taaacctata	gattcgaaat	gctgaacccc		20580
aaataaaaaag	cccaataaaa	tccacaccaa	aatacatcat	agtcaacttc	ctgaaaagac		20640
gaaaagagaa	aacgtcttga	aagcagtggg	tgaacaaca	cttcattgat	aagggaaaaa		20700
caattcaagt	aacagatttc	ttacagaaat	taagggaagcc	agaaggaaat	gacacaatgg		20760
ttttcaagt	ctgaaagaaa	agaagtgtca	acacaaaatt	ctagattcag	taaaaatatac		20820
cttcaagaat	caatgggaaa	tcaagacagt	ctcagataaa	gcaaaataag	agaatatgtt		20880
gccagcagat	ctcccttaaa	ggaatggcaa	aaggaagatc	atgcaacaga	ccaaaaaatg		20940
atgaaagaag	gaatccagaa	acatcaagaa	gaaagaaata	acatagtaag	caaaaaatata		21000
tgtaattaca	ataaaatttc	tatctcctct	taagacttct	aaattatatt	gatgggtgaa		21060
gcaaaaatta	taacctgtgc	tgaagtgtct	ctactaaatg	tatgcagaga	attataaatg		21120
gggaaagtat	aggttttctat	acctcattga	agtggtaaaa	tgacaacact	gtgaaaagtt		21180
acatacacac	acacacgtaa	gtatatataa	atatatgtgt	gtatatgtgt	gtgtatatata		21240
atatatacat	ataatgtaat	acagcaacca	ctaacaacac	tatacaaaaga	gataataacc		21300
aaaaacaatt	tagataaaat	gaaatggaat	tctaaaaaat	attcaaatat	tctacaggaa		21360
gacaagacaa	aaagagaaaa	aaagaggagg	acaaactaaa	tttttttaaa	acataaataa		21420
aatggtagac	ttaagcccta	acttatcaat	aattacataa	atgtaaatga	tctaattata		21480
tcaattaaaa	gacagagata	gcagagttaa	tttaaaaaaca	tagctataag	aaacctgctt		21540
tgggctgagt	gcagtgactc	acacttgtaa	tcccagcact	tcgggaggcc	aaggcgggtg		21600
gatcacctga	ggtcaggagt	tccagaccag	cctggacaac	atggtaatac	cccattctcta		21660
ctaaaaatatac	aaaaaaatta	gccaggcatg	gtggcacacg	cctgtagtcc	caactactca		21720
ggaggtgctg	acacaagaac	tgcttgtaac	cgggcagcag	aggtagcagt	gggccaagat		21780
tgccgacctc	cagcctgaac	gacagagtga	gactccacct	cagttgaaaa	acaaaaaaga		21840
aacctgcttt	aatataacca	acatatgttg	gttgaaatta	aaagaataaa	atatatcatg		21900
aaaacattaa	tcaaaagaaa	ggagtggcta	tattaataac	ataaaataga	cttcagagaa		21960
aagaaaattt	caagagacag	gaataaaagg	atcaagaaaa	gatcctgaaa	gaaaagcagg		22020

-continued

caaatcaatc	attctgcttg	gagattcaac	accctctctt	aacaactgat	agaacaacta	22080
gacaaaaaaa	tcagcatgga	gttgagaaga	acttaacacc	actgaacaac	aggatctaata	22140
agacatttac	ggaacactct	acccaacaat	agcaaaaata	acattctttt	caagtattca	22200
ctgaacatat	ccttagacc	taccctgggc	cataaaacaa	agctcactag	tgattgccga	22260
aggcttggtg	ggacagtgga	agagctgcat	ggggaggagg	aaggtgacag	ttaaagagtg	22320
taggatttct	ttttgggata	atgaaaatgt	tccaaaattg	attgtggtga	tgttggcgca	22380
actctacaaa	tataaaaaag	gccattgaat	tgtacgtttt	aagtgggtga	aacatatggt	22440
atgtggatta	tatctaacgc	tttttaaaaa	cttaacacat	ttcaaagaat	agaagtcata	22500
cagagtgtgc	tctactggaa	tcaaaactaga	aagaggtaac	tggaggataa	cgagaaaagc	22560
ctccaaatac	ttgaaaactg	gacagcacat	ttctaaaatc	atccgtgggt	caaagatatt	22620
catttctgat	attcattttt	attgtttaat	gtatttttaa	aaatttctta	agggaaataa	22680
actgactaaa	aatgaatatg	gctgggtgcg	gtggctcacg	cctgtgatcc	cagcactttg	22740
ggagggccgag	gctggtggat	cacaagatca	ggagttcgag	accagcctgg	ccaagatggt	22800
gaaacccctg	ctcaactaaa	aaactacaaa	aagtagccaa	gcgcagtggt	gggagcctgt	22860
ggtcccagct	acttgggagg	ctgaggtagg	agaatcgctt	gaacacaggc	agcagagggt	22920
gcagtgaagc	aagattgtgc	cactgcacgc	cagcctgggc	gacagagact	gcctcaaaaa	22980
aaaaaaaaaa	aaaaagaata	tcaaaatttg	tgggacatag	ttaaagcaat	gctgagaggg	23040
aaatttataa	cactaaatgt	ttacattaga	aaagagaaaa	agtttcaaata	caatagtctc	23100
cactcccac	tcaagaacac	agaagatgaa	gagcaaaaata	aacccaaagc	aagcaaaaga	23160
aagaaaatat	aaaaataaat	cagtaaaatt	gaaaacagaa	acacaataaa	gaaaatcagt	23220
gaaacaaaagt	actgattctt	cgaaagatta	ataaaattga	caaacctcta	gcaaggctaa	23280
caaacaaaaa	agaagaaga	cacggattac	cagttattag	aatgaaagca	taattagaaa	23340
caactctaca	cattataaat	ttgacaatgt	agatgaaatg	gactaattac	tgaaaaaaca	23400
caaattacca	caactcacc	aatatgaaat	agataattgg	gatagcctga	taactactga	23460
gaaaattgaa	tttgtaattt	taacactctt	aaaacagaaa	cattaaactt	aatattttat	23520
aaatattaga	taaggtaatt	atacccttcc	ttaacaaata	aaaacgacaa	attattttgc	23580
agctaaagag	atgtatgtac	tgtgaaaaat	atcttcagaa	aaatagaact	ttgtttgaag	23640
aataaggatt	taaaaaatgt	ttttaactct	caagaagcaa	atatctgggc	ccagatgggt	23700
tcactgaaga	attctaccaa	atgtttaatg	aagaattacc	accaactcta	catagcatct	23760
ttgagaaaaa	tgaagagaag	ggaacatctc	ccagttcatt	ttatgaagtg	ggtgttactc	23820
tgatactaga	actgtataag	gacagctact	cttgacacac	tgcttatggg	tagctctgct	23880
ctgcaggaa	agtcagaaaa	aaaaaaaaaa	gaagcactgg	acaagggcag	tataaaaaaa	23940
gaaaactggg	ccaggtgcag	tggtccacac	ctgtaatctc	agcactttgg	gaggctgacg	24000
ctggtgggat	acctgaggtc	aggagtttga	gactagcctg	gccaaactgg	taaaaccctg	24060
tctctactaa	aatacaaaaa	ttagccagcg	agggtggtgg	ggaaaataaa	aaggaaaaaa	24120
aaacaaaaat	aaactgcaga	ccaatatcct	tcatgagtat	agacacaaaa	ctccttaaac	24180
tccttaacaa	aatattagca	agtagaagca	atatataaaa	ataattatac	accatgatca	24240
agtgggactt	attccagaaa	cgcaagtctg	gttcaacatt	tgaaaacaag	gtaaccact	24300

-continued

atatgaacgt	actaaagagg	aaaactacat	aatcacatca	atcaatgcag	aaaaaagcat	24360
ttgccaaaat	ccaatatcca	ttcatgatac	tctaataaga	aaaataagaa	taaaggggaa	24420
attccttgac	ttgataaagc	ttacaaaaga	ctacaaaagc	ttacagctaa	cctatactta	24480
atggtgaaaa	actaaatgct	ttccctacg	atcaggaaca	aagcaaggat	gttcactctc	24540
attgtcttta	tttaacatag	ccctgaagtt	ctaacttggt	caaaacgata	agaaagggaa	24600
atgaaagacc	tgagattgg	caaagaagaa	ataaaactgt	tcctgtttgc	agatgacatg	24660
attgtctcat	agaaaatgta	aagcaactag	gggtaggggg	gcagtggaga	cacgctggtc	24720
aaaggatacc	aaatttcagt	taggaggagt	aagttcaaga	tacctattgc	acaacatggt	24780
aactatactt	aatatattgt	attcttgaaa	atactaaaag	agtgggtggt	aagcgttctc	24840
accacaaaaa	tgataactat	gtgaagtaat	gcatacgta	attagcacia	cgtatattac	24900
tccaaaacat	catgttgta	atgataaata	cacacaattt	tatctgtcag	tttaaaaaca	24960
catgattttg	gccaggcaca	gtggctcata	cctgtaatcc	cagcatttta	ggaggctgag	25020
gcgagcagaa	aacttgagg	cgggagtttg	agaccagaat	ggtcaacata	gtgaaatccc	25080
gtctccacta	ataatacaaa	aattagcagg	atgtgggtgg	gtgcacctgt	agaccagct	25140
acttgggagg	ctgaggcacg	agaattgctt	gaacaaggga	ggcagagggt	gcagtgagct	25200
gggtgccact	gcattccagc	ctggtgacag	agtgagactc	catctcaaaa	aaaataaaaat	25260
aaagcatgac	ttttcttaaa	tgcaaagcag	ccaagcgag	tggtcatg	ctgtaatccc	25320
accactttgg	gaggccgagg	caggcagatc	acaaggtcag	gagtttgaga	ccagcctgac	25380
caacatgggt	aaaccccatc	tctactaaaa	aatatataaa	ttagccaggc	atgtgtagtc	25440
tcagctactc	aggaggctga	ggcaggagaa	tcacttgaac	ccggaggcag	aggttgcagt	25500
gttgagccac	cgcaactccag	cctgggtgag	agaacgagac	tccgtctcaa	aaaaaaaaag	25560
caaaataaac	taatttttaa	aacactaaaa	ctactaagtg	aattcagtaa	gtcttttagga	25620
ttcaggatat	atgatgaaca	tacaaaaatc	aattgagctg	gacaaaggag	gattgtttta	25680
ggtcagtagt	ttgaggctgt	aatgcacaat	gattgtgcct	gtgaatagct	gctgtgctcc	25740
agcctgagca	gcataatgag	accacatctc	tatttaaaaa	aaaaaaatt	gtatctctat	25800
gtactagcaa	taagcacatg	ggtactaaaa	ttaaaaacat	aataaatact	gtttttaatt	25860
gcctgaaaaa	aatgaaatac	ttacatataa	atctaacaaa	atgtgcagga	cttgtgtgct	25920
gaaaactaca	aaacgctgat	aaaagaaatc	aaagaagact	taaatagcgt	gaaatatacc	25980
atgcttatag	gttgaaaaac	ttaatatagt	aaagatgcca	attttatcca	aattattaca	26040
caggataaca	ttattactac	caaatccca	gaaaaatttt	acatagatat	agacaagatc	26100
atacaaaaat	gtatacggaa	atatgcaaag	gaactagagt	agctaaaaca	aatttgaaaa	26160
agaaaaataa	agtggaaga	atcagcttat	ccagtttcaa	gacttacata	gctacagtaa	26220
tcaagactgt	gatattgaca	gagggacagc	tatagatcaa	tgcaacccaa	tagagaacta	26280
agaaagaagc	acacacaaaat	atgcccaaat	gatttctgac	aaaggtgtta	aaacacttca	26340
acgggggaag	atatgtctct	cattaaagg	tgtagagtca	ttgcacatct	ataggcaaaa	26400
agatgaacct	gaacctcaca	ccctacagaa	aaattaactc	aaaatgactc	aaggactaaa	26460
cataagatat	acatctataa	aacatttaga	aaaaggccac	gcacggtggc	tcacgctcgt	26520
aatcccagca	ctttgggagg	ccaaggcagg	tggatcacct	aaggtcagga	gtttgagacc	26580

-continued

agccggatca	acatggagaa	gccccatctc	tactaaaaat	acaaaattag	ctggacgtgg	26640
tggcacatgc	ctgtaatccc	agctacttgg	gaggctgagg	catgagaatc	gcttgaaccc	26700
ggggggcaga	ggttgccggtg	agccaagatc	acaccattgc	actccagcct	gggcaacaag	26760
agcaaaactc	caactcaaaa	aaaaaaaaaa	aaaggaaaaa	tagaaaaatct	ttgggatgta	26820
aggcgaggta	aagaattctt	acacttgatg	ccaaactaag	atctataagg	ccagtcgtgg	26880
tggctcatgc	ctgtaattcc	agcactttgg	tcaactagat	gaaaggtata	tgggaattca	26940
ctgtattatt	tttcaactt	ttctgtaggt	ttgacatttt	tttagtaaaa	aattggggga	27000
aagacctgac	gcagtggctc	acacctgtaa	tcccagcact	ttgggaggcc	ggggcaggtg	27060
gatcacacgg	tcaggagtcc	gagaccagcc	tggccaacat	ggtgaaaccc	cgtctctacc	27120
aaaaatataa	aaaattagcc	gggtgtcatg	gtgcatgcct	gtaatcccag	ctactgagga	27180
ggctgaggca	ggagaatcac	ttgaacctgg	gaggtggaag	ttgcagtga	ccgagattgt	27240
gccactgcac	tccagccttg	ggtgacagag	cgagactccg	tctcaaaaga	aaaaaaaaaa	27300
aaagaatatc	aaacgcttac	tttagaaact	atttaaagga	gccagaattt	aattgtatta	27360
gtatttagag	caatttttat	gctccatggc	attgttaaat	agagcaacca	gctaacaatt	27420
agtggagtcc	aacagctggt	aaatttgcta	actgtttagg	aagagagccc	tatcaatata	27480
actgtcatct	gaggctgaca	ataagcacac	ccaaagctgt	acctccttga	ggagcaacat	27540
aaggggttta	accctgttag	ggtgttaatg	gtttggatat	ggtttgtttg	gccccaccga	27600
gtctcatggt	gaaatttggt	ccccagtact	ggagggtggg	ccttatttga	agggtgtctga	27660
gtcatggggg	tggcatatcc	ctctgaatg	gtttggtgcc	attottgcag	gaatgagtga	27720
gttcttactc	ttagttccca	caacaactgg	ttattaaaaa	cagcctggca	ctttcccca	27780
tctctcgctt	cctctctcac	catgtgatct	cactggttcc	ccttcccttt	atgcaatgag	27840
tggaagcagc	ctgaagccct	cgccagaagc	agatagtgat	gccatgcttc	ttgtacagcc	27900
tacaaaacca	tgagcccaat	aaaccttttt	tctttataaa	ttatccagcc	tcaggtattc	27960
ctttatagca	agacaaatga	accaagacag	ggggaaatca	acttcattaa	aataatctat	28020
gcagtcacta	aacaaataag	aacaagaggc	tccagaagtg	ggaagccaat	accagagtt	28080
cctacaatac	agtatctgaa	aagtccagtt	tccaaccaa	aaatatatat	atacaggccg	28140
gacatggtag	cttatgtctg	taatcccagc	actttgggat	gctgaggcgg	gcagatcacc	28200
ctaggtcagg	agttcgagac	cagcctggcc	aatatggcaa	aaccccgctc	ctactaaaaa	28260
tacaaaaatt	agccaggcat	ggtggtggat	gcctgtaatc	ccagctactc	gggaggctga	28320
ggcagggaat	cacttgaacc	caggaggcag	aggttgcagt	gagccgagat	cacgccactg	28380
aactccagcc	tgggcaacaa	agtgagactc	cacctcaaaa	aaaaaaaaaa	tatacatata	28440
tatatgtgtg	tgtgtgtgtg	tgcgcgcgtg	tgtgtatata	cacatacaca	tatatacata	28500
tatacagaca	cacatatata	tatgaagcat	gaaaagaaac	aagggaagtat	gaaccatact	28560
ttctgtggtt	atgataggat	ggggtatcac	gggggaagta	gacaagggaa	actgcaagtg	28620
agagcaaaca	gttatcagat	ttaacagaaa	aagactttgg	agtaaccatt	ataaatatgt	28680
ccacagaatt	aaagaaaagc	gtgattaaaa	aaggaaagga	aagtatcata	acaatattac	28740
tccaaataga	gaatatcaat	aaaggcatag	aaattataaa	atataatata	atggaaattc	28800
cggagttgaa	aggtagaata	actaaaattt	aaaattcact	agagaagggt	caacactata	28860

-continued

tttgaactgg	cagaagaaaa	atttagtgag	acaaatatac	ttcaatagac	attattcaaa	28920
tgaaaaataa	aaagaaaaaa	gaatgaagaa	aaataaacag	aatctcagca	aaatgtggca	28980
caccattaat	cacattaaca	tatgcatact	gagagtaccg	gaagcagatg	agaaagagga	29040
agaaaaata	ttcaaatgat	ggccagtaac	ttcctagatt	tttgttttaa	agcaataacc	29100
tatacaatca	agaaactcaa	tgaattccaa	gtaggataaa	tacaaaaaga	accacaaaca	29160
gatacaccat	ggtaaaaatg	ctgtaagtca	aaaacagaga	aaatattgaa	agcagctaga	29220
ggaaaaacta	taagagaacc	tcacttacaa	aagaacatca	cttataaaag	aaccacaata	29280
atagaaacag	ttgacctctc	atcagaaaca	atgaatgata	acatatttga	agtgtctcaa	29340
gaaaaaaat	aaagattcct	atatacgaca	aagctgtctt	tcaaaaatat	acatccaaaa	29400
ggattgaaac	cagggtcttg	aagagttatt	tgtacatcca	tgttcatagc	agcattattc	29460
acaatagcca	aaaggtagaa	gcaacccaag	ggtccatcga	caaataaata	aaatgtggta	29520
tatgtataca	caatggaatt	tattcagtat	taaaaaggaa	tgaaattctg	acacatgcta	29580
caacatgggt	aaaccttgag	aacactatgc	taagtgaat	aagccagcca	caaaggaca	29640
aataccatat	tacttcactt	gtatgaata	cctagggtag	tcaaatcag	agatagaaag	29700
taaaacagt	gttgccaagg	gctgagggag	ggagtaacgt	ggagttattg	ttgaatgggt	29760
acagaatttc	agttttgcaa	gataaaaaga	gttctggaga	cagatgggtg	tgaggggtgt	29820
acaacaatac	aaatatactt	tatactactg	aacagtatac	ttaaaaatga	ttaacatggt	29880
gaaacccgt	ctctactaaa	aatacaaaaa	aattagctgg	gtgtgggtgg	gggcacctgt	29940
aatcccagot	acttgggagg	ctgaggcagc	agaattgctt	gaaaccagaa	ggcggagggt	30000
gcagtgaagt	gagattgcgc	caccgcactc	tagcctgggc	aataagagca	aaactccgtc	30060
tcaaaaaata	aaaaataaaa	aaaattttaa	aatgattaag	caggaggcca	ggcacgggtg	30120
ctcacaccta	taatgccagc	actttgggag	gccgaggcag	gcgatcacct	gagaccagga	30180
gtttgagacc	agcctggcca	acatggcaaa	accctgtctc	tgctaaaaat	acaaaaatta	30240
gccaggcatg	gtggcatata	cttataatcc	cagctactgg	tgagactgag	acacgagaat	30300
tgcttgaacc	caggaggcag	agattgcagt	gagtcgagat	cgcgccactg	aattccagcc	30360
tgggcgacag	agcaagattc	tgtctcgaaa	aaacaaaaac	aaaaacaaaa	agcaaaacca	30420
aaaaataatt	aagcaggaaa	cgagattgct	gctgaggagg	agaaagatgt	gcaggaccaa	30480
ggctcatgag	agcacaaaa	ttttcaaaaa	atgtttaatg	attaaaatgg	taaattttat	30540
atgtatctta	ccacaaaaaa	aagggtctgg	gggcaggaaa	tgaagtgtaa	ataaagacat	30600
cccagagaaa	caaaagtaga	gaatttggtg	ccttagaaga	aacaccacag	gaagttcttc	30660
aggctgaaaa	caagtgacct	cagagggtaa	tctgaattct	cacagaaaat	tgaagcatag	30720
cagtaaagg	tattctgtaa	ctatgacact	aacaatgcat	attttttcct	ttcttctctg	30780
aatgatatta	aaaagcaatt	gcataaaata	ttatatataa	agcctattgt	tgaacctata	30840
acatatatag	aaatatactt	gtaatatatt	tgcaaataac	tgacaaaaag	agagttggaa	30900
caaagctgtt	actaggctaa	agaaattact	acagatagta	aagtaatata	acagggaact	30960
taaaaataaa	attttaaaaa	atttaaaaat	aataattaca	acaataatat	ggttgggttt	31020
gtaatatata	tagacataat	acaaaaaac	cacaaaaagg	gaagaagaca	atagaactac	31080
ataggaataa	cattttggta	tctaactaga	attaaattat	aaatatgaag	tatatctgtg	31140

-continued

taagttaaga	cacacatggt	aaaccctaga	tactaaaaag	taactcacat	aaatacagta	31200
aaaaataaaa	taaaataatt	aaaatgtttg	tattagtttc	ctcagggtag	agtaacaaac	31260
taccacaaat	tgagtggcct	aacacaactt	aaatgtatth	tctcccagtt	ctggaggcta	31320
aacacctgca	atcaaggtag	gtacagggcc	atgctccctg	tgaaggctct	aggaaagaat	31380
cctcccttgt	ctctccagc	ttccagtggg	tctcagtaac	cctaagtgct	ccttggcttg	31440
tagctatatc	attcctagca	accagaaaga	agaaaataat	aaagattatg	gcaaaaaata	31500
atgaaatcaa	aaggagaaaa	atggaaaaaa	ataaataaaa	caaaagcta	gttctttgaa	31560
aagatcaacc	aagttaacaa	accttttaac	tagactgaca	aaaaggaggt	aagactcaaa	31620
ttactagaat	cagaataaaa	agaggggaca	ttactaatga	gggattagaa	agaataacta	31680
cgaacaaatg	tgtgccaaac	aattagaaaa	cttagatgaa	atggacaggt	tcctaggaca	31740
acatcaacta	ccaaatttta	ctcaagaaga	aagagacaat	ttgaatgagc	tataacaagg	31800
gaagagactg	aattgacaac	caagaaacta	tcacaaaaga	aaatcccagg	cccagaagat	31860
ttcactgtga	aattctttca	aacttataaa	tataaattaa	catcagttct	tcacaaactc	31920
ctccaaaaaa	aagaacagat	ctctattttac	aggcgatagc	atctttagaa	aatcctaagg	31980
gaactactaa	gacactatga	taactgataa	acaagttcag	caaggctgca	ggatagaaaa	32040
ccaatataca	aaaatctatt	atattttctat	acacttgtag	tgaacaaccc	aaaatgaga	32100
ttaagaaaaa	aattcaattt	acaataacat	caaaaagaat	aaaaacactc	aaaaataaat	32160
ttattcaagt	aagtgcacaa	cttatactct	agaagctaca	aaacactgtt	aaaagaaatt	32220
aaaggtttac	ataaatgaaa	aactatccca	tgttcattga	tcaaaagact	tattactggc	32280
aatgctctcc	aaattgatct	ataaattcaa	caaaatcctt	atcaaaatcc	cagatgaggc	32340
tgggggtggc	ggttcattgc	tgtaatccca	gcactttggg	aggctgaggc	acgcagatta	32400
cctgaggtgc	ggagctcgag	atcagcctga	ccaacatgga	gaaaccctat	ctcttctaaa	32460
aatacaaaaa	tagtcaggcg	tggtggcaca	tgctataaat	cccagctact	cgggaagctg	32520
aggcaggaga	atcgcttgaa	cccaggaggc	agaggttgca	gtgagccaag	atcgtgccat	32580
tgactctcag	cctggggcac	aagagcaaaa	ttccatctca	aaaaaaaaaa	aaaaaaaaatc	32640
ccagatgact	tactgttgga	aattgaaaag	attattctaa	aattcacatg	gaattgcaag	32700
accttgagaa	tagccaaaaa	aaacttgaaa	aacacgaaca	aaatatagga	tgactcactt	32760
gccaatgcaa	aatgttacga	cacagcaaca	gtaatcaaga	ctgtgtggta	ctggcaaaaag	32820
acacatacat	acatacatat	caatggaata	taattgagag	tacagaaaca	agcctaaaca	32880
tctatggtaa	gtgcttttct	atttttttct	tttttttttt	cttttttgta	gagatagaat	32940
ctcaccatgt	tgccaggcgt	ggtcttcaac	ttctgggctc	aagcaatcct	cccactgtgg	33000
cctcccaagg	tgctgggata	actggcatga	gccaccacat	ccagcccaga	tgattttcaa	33060
aaaagtcaac	aagaccattc	ttttcaacaa	ataggtctgg	gatgatcaga	tagtcacatg	33120
aaaaaaaaaa	tgaagttgga	ccctccatca	cactaaagtg	ctgcgattat	aggcatcagc	33180
caccacatcc	agcccaaatg	attttcaaaa	aggtaacaa	gaccatttct	ttcaacaaat	33240
aggctctggg	taatcagata	gtcacatgaa	aaaaaaaaatg	aagttggacc	ctccatcaca	33300
ccatattgcaa	aaattaattc	aaaaatgaat	tgatgactta	aacgtaagag	ttacgactgt	33360
aaaactctta	gaaggaaaca	tacgggtaaa	tcttaaagac	gttaggtttg	acaaagaatt	33420

-continued

cttagacatg	acacccaaaag	catgaccaac	taaggtaaaa	tagggtaa	tgtacctacc	33480
aaaatgaaaa	acctttgtgc	tggaaaggac	accatcaaga	aatggaaagc	caaaatagcc	33540
aaggcaatat	taagcaaaaa	gaacaaagct	ggaggcatca	tactacctga	cttcaaagca	33600
acagtaacca	aaacagcatg	gtactagtag	aaaaacagac	acatagacca	atggaacaga	33660
ataaagaacc	caaaaataaa	tccacatatt	tatagtcaac	tgatttttga	caatgacacc	33720
ccttcaataa	atgatactag	gaaaactgga	tatcgatatg	cagaagaata	aaactagacc	33780
cctatctctc	accatataga	aaaatcaact	cagactgaat	taaagacttg	aatgtaagac	33840
ccaaaactat	aaaactactg	gtagaaaaa	taaggaaaa	cgcttcagga	cattgggtcca	33900
ggcaagatc	ttatggctaa	aacctcaaaa	acacaggcaa	caaaaacaaa	aatggaaaaa	33960
tagcacttta	ttaactaaaa	aagctcctgc	acagcaaaag	aaacaacaga	atgaaaagac	34020
aacctgtaga	atgggagaaa	atatttgcaa	actatccatc	catcaaggga	ctagtatcca	34080
gaacacacaa	gtgactaaaa	caactcaaca	gcaaaaaagc	aaataatctg	gtttttatat	34140
gggcaaaaga	tctgaataaa	cattctcaaa	ggaagacata	caaagtgcac	tatcattctg	34200
ccagtagcac	actgtcttga	ttacttgta	gtgtataaat	ttttaaattg	ggaagtgtga	34260
gtcatcctac	actttgttct	tgtttttcaa	gtttgttttg	gctattctgg	gagccttgca	34320
agtataaaat	agccaacaag	tatgaaaaaa	tgctcaccat	cactaatcat	cagagaaata	34380
aaaatcaaga	ccactatgag	atatcctctc	actccagtta	gaatggctac	tatcaaaaag	34440
acaaaatata	atggatgctg	gcaaagattt	ggagaaaagg	gaactcctat	acactgtggg	34500
tagggatgca	aattggtaat	ggccattatg	gaaaataata	ctgaggtttt	tcaaaaaact	34560
gaaaatagaa	ctaccatatg	atccagcaac	cctactactg	ggtattttatc	caaaggaaag	34620
aagtcagtat	actgaagaaa	tatatgcact	ctcatgttaa	ttgcaacact	gttcacaaca	34680
gccaaagacg	ggaataaatc	taaatgtgca	tcaacagatg	aatggataaa	gaaaatgtgg	34740
catatacact	caatagaata	ctattcagcc	attaagaag	aatgaaatcc	tgatcatcca	34800
gcaacatgga	tgaacctgga	ggacattata	tttaatgaaa	taagtaaagc	acaaaaagat	34860
aaacagtaca	tgttctcact	cagacatggg	tgctaaaaag	aaaatgggg	cacagaatta	34920
gaaggggagg	cttgggaaaa	gttaatggat	aaaaatttac	agctatgtaa	gaagaataag	34980
ttttagtgtt	ctatagaact	gtagggcgag	tatagttacc	aataacttat	tgtacatgtt	35040
caaaaagcta	gaagagattt	tggatgttcc	cagcacaaag	gaatgataaa	tgtttgtgat	35100
gatggatatc	ctaattaccc	tgattcaatc	attacacatt	gcatacatgt	atcaaatat	35160
cactctgtac	ctcataaata	tgtataatta	ttacgtcaac	aaaaaaagga	aaaaaaagaa	35220
aattaagaca	accacataa	tggagaaaat	aaaatatctg	caaattatat	atatctgata	35280
aatattttaat	atttataata	tataaagaac	tcctacaact	caagaacaac	aacaaaacaa	35340
cccaattcaa	aatgggtaa	aagccttgaa	tatacactta	tctaaagact	atatacaatt	35400
ggccaataaa	gacacgaaaa	gatgtccaac	atcactagtc	atcagggaaa	tataaatcaa	35460
aaccacaatg	tagaatgtag	acaccacttc	atatgcacta	ggatggctag	aataaaaagg	35520
taataacaaa	tggttgtaag	gatgtgaaaa	aatcagaaac	ctcattcgct	gctgttggga	35580
atgtaaagtg	atgcagccac	tttggaanao	agtctggcag	ctcctcaa	tattaaat	35640
agagttaccg	tatgaccag	gaatattcct	cctgggtcta	taacaaaaaa	aatgaaaaca	35700

-continued

tatatccaca	taaaaacttg	tacatgggca	tttatagcaa	cattattcat	aacagcaaag	35760
gtggaagaa	cccatatgcc	catcatctga	tgaacaggta	aataacatgc	ggtattatcc	35820
atacactaga	atattatctg	cccatacaag	gagtgcacac	cagctacatg	ctacaaggat	35880
gaatctcgga	aaccttatgc	taagtgaag	aagccagtc	caaatgacca	cagattatga	35940
ttccatgcat	cggaatgac	cagaatagg	aaatctatag	agacagaaag	tagattagt	36000
gttgggtggg	gctgggagga	caggtagtac	actactttcc	cagaactact	ggaacaaagt	36060
accacaaact	ggggagctta	aacatagaaa	tgattttcct	cacagttctg	gagactagga	36120
ctctgagatc	aagggtgcag	cagagctggg	tctttctgag	ggccctgagg	caaggctctg	36180
ttccaggcct	ctctccttgg	ctggcagggt	gccatcttct	cctgcgtct	tcacatcatc	36240
ttttctctgt	gtgtgcccat	gtccaaat	tgattggctc	attctgggtc	atggccaatt	36300
gctatgcaca	aagtgaagtc	tacttccaaa	agaagggaag	agggaacact	gactaggcta	36360
aactttatgt	cattttaatg	tccgcttttc	ctatgagatt	gtgaacacac	agaagtaggg	36420
tttttatcta	cattgtgcaa	agtttaataa	gaaaaataga	attcaagaga	agcagttcaa	36480
tagcaggaat	ttaatattgg	aactaattac	aaggtttagg	gcaggactaa	aaagccagtt	36540
gggatgggtg	gccaaccag	agattagcaa	cagtgggacc	ccatctacct	accacccatg	36600
aagctggaag	gataaaggag	gggtatttat	cagagtcac	aagccagtgt	cagagtcctt	36660
ggctggagct	gggaccaccc	tagagacact	gtgcaaagca	gaaaacaagg	gggaaaaacc	36720
ctgacttctc	ccttctctcc	acctttcaat	ctcccactag	tgcttcctac	tagccatact	36780
tggccagaga	cagtgcacag	gaacactgca	aatgaagtt	tgtaggaatc	atctccctct	36840
gagacagaga	aatatggaag	gtagaaaaat	gaatcagagg	ataaagagaa	aaaaccctga	36900
gtactatctt	atttatcttt	gtatctccag	tgctaatct	gtctctcaaa	aaaggaaagc	36960
aattgagaga	aactgaaac	tccaattgaa	atgaaagaat	ggagaattac	tggactagaa	37020
gagaagagaa	aaattttatt	cgcataaggt	aaacaagaat	ggattcacia	aggacgtgat	37080
gaatgaaaag	ctataatcag	caaagatttg	ccagagaaat	taaaaagtgg	taaactcagc	37140
cacgctgtac	aacctgaag	cacaatgcat	gaaaacgttt	caagaaatga	caagatttga	37200
agtcaaatct	taagtgtctt	tccagaatct	ctcaagacga	ttatatagct	acccattttt	37260
attaaataaa	atggaaactt	actaaacttt	ccccttgtat	taaactaaca	tatgtcctaa	37320
tagcaaacga	ttctggaatt	cctagagtaa	aatatatttc	gtcaaagtgt	attgtctctt	37380
taatattctg	ctgacctcct	tttgctattt	aggatatttg	tatacacatc	acacgtaaat	37440
ttggtctata	gtttacatct	acgggcttat	actgttcttt	ttttcathtt	tttaaaattt	37500
ccaaccccca	gtatccatat	actgtctctc	atcagggtta	ttttaacttt	gtaaaatcag	37560
ctgagatgct	ttccatgttt	ttttttttta	ttttctgcca	catttgaaata	gcataggagt	37620
taccaccatc	aaccttggt	tatttaagca	ttcacgattc	cacgtgtgga	ttttttattc	37680
agagtctttc	ttgtcattcc	tgctatcagc	acagaacca	atctcagctt	tccagctata	37740
ctctcaccoc	atggaatttg	cagatgaagt	tcaaaaggac	ctttgcatta	tcctgcctcg	37800
ccctcttccc	ccttcattta	gacatcacct	tcttctagaa	cgtcttacct	gacatgccct	37860
gtcccaaac	cctgctgccc	aattgtgtgc	totcccggtg	cctggcctgc	catcctcttt	37920
agtaattgoc	tgctccctca	tctgtctccc	caccagaca	ttaagctgaa	tagactggat	37980

-continued

ttgtgtcttg	tccatcacta	taatctcagc	acctagtacc	tagtaggtac	ttaccatgta	38040
ttcattagca	aaatgttatg	tataaccttg	caccttaaaa	acaagagaag	gaagacaaaa	38100
ttaagtctta	agactatggt	ttagaacatg	gatcagaaac	tacagtctgc	agcccaaatac	38160
cagaccaaata	gaagagacca	tggtcattta	catacaacct	atagcagctt	tcacactaca	38220
ggagcagagc	taagtagttc	caagggaaca	cacggccctg	caaagcctaa	aatatcttact	38280
ctatagctct	tcacagaaaa	agttttcaga	tccctcgttt	agaactcttg	ttcatatgca	38340
atttcactaa	accatagttt	tttgggtttg	tttgggtttt	tttggcaaaa	aggaatgagc	38400
cgatccagaa	aaggttgaaa	agaatgaatc	attactgctg	aaagaatgtg	cacacagtcc	38460
gtcagtattc	tgctgccatg	ctgacaccca	tccaatagtg	tcattgagatg	cagcagctac	38520
tactgtgttc	tcaatgccga	gtccaccac	tccataacca	tgtccaagca	atcttgggaa	38580
catcatcacc	atgcttgttt	atccttaagg	tattgcctca	catacagcag	tggctgggtca	38640
taaagtcaaa	tgacactagt	ggccaggagg	tcaagagaat	gagtgaggac	aggtgggtag	38700
gcagcccagg	ccctagcaac	agcaggagct	caccctcag	tcactctagc	caggactgaa	38760
atacttttca	ccctttcaag	agagactagg	aatctggatt	tttatgtgaa	atatcttgat	38820
tactaaatgt	tgtaacaga	catgtcaaaa	ggtaaaacta	agtaagtcca	tggggcagat	38880
tgactattca	ggttatagaa	ttaaggattc	ttatccaaca	cagataccaa	ccaaaaagct	38940
gacgtataac	atattaggag	aaactatgtg	cactgtcgaa	acatcaacaa	ggggctaatag	39000
tctaaaaatg	tctatattgg	attccagttg	aaacatgggg	aaaggacatg	aacaggcaac	39060
ttatgtcaat	ggaaactcaa	aaagataaca	agcatatata	aaagcattct	caaattcagt	39120
agtaaacaga	cagatgcaaa	taaaagagg	gaaactgctg	ccgggcacag	tggctcacac	39180
ctgtaatccc	agcactttgg	gaggccgagg	cgggcggatc	atgaagtcat	gagatcgaga	39240
ccatcctggc	taacatgggt	aaaccccgct	tctactgaaa	acacaaaaaa	ttagccaggc	39300
gtagtgggtg	gcaccagtag	tcccagctac	tcaggaggtt	gaggcaggag	aatggcatga	39360
accagaggag	cggagattgc	agtgagccga	gacctatcca	ctgcactcca	gcctggggcga	39420
ctgagtgaat	ctccatctca	aaaaatataa	taataattat	aattataata	ataataaata	39480
gtaaataaat	aaaagagag	agactgctaa	agtctagaaa	gttgaatgat	gccaaagcga	39540
tgcaaaagat	agggccttgg	gatggccggg	tgcatgtggc	cacgcctgta	atcccaccac	39600
tttgggaggc	caaggcgggc	ggatcatgag	gtcaagagat	caagaccatc	ctggccgaca	39660
cagtgaatac	cgtctctac	taaaagtaca	aaaaaatata	tatatatata	tatatattata	39720
tattatatat	atatatatca	gagccttggg	aatccttgtg	tgctgctggg	gaaggtagtg	39780
gtgcagccac	ccttgacagc	aatctggcag	tacttggtta	tattaagtat	aggcacacac	39840
cacgaccagg	cagtcctact	cctgggtcta	aatcccaaag	aattctcaca	caagtccata	39900
aggagacatg	tacgaggctc	attcagcatt	actgggagtg	ggaatcaacc	tgggtgtcca	39960
tctacaggag	acgagatgga	caaaatgtgg	tggatattaa	gaccagaatc	accaagtaac	40020
agagatgggt	ggtgagtgc	aatcctaaga	tacagaataa	aggctagaac	atgatgccat	40080
tcatgtaaat	taaaaataga	tgacacaaaa	gcagtatacg	cgtgaccctt	gaatagcaca	40140
ggtttgaact	gcctgtgtcc	acttacatgt	ggattttctt	ccacttctgc	tacccccaaag	40200
acagcaagac	caacccctct	tcttcctcct	ccccctcagc	ctactcaaca	tgaagatgac	40260

-continued

aaggatgaag	acttttatga	taatccaatt	ccaaggaact	aatgaaaagt	atattttctc	40320
ttccttatga	ttttctttat	ctctagctta	cattattcta	agaatatggt	acataataca	40380
catcacacgc	aaaataaatg	ttaattgact	gtttatatta	tgggtaaggc	ttccactcaa	40440
cagtaggctg	tcagtagtta	agttttggga	gtcaaaagtt	atacacagat	tttcaactgt	40500
gcaggcaatc	agttcccctg	accccctcat	tgttcacggg	tcaactgtat	atacacaaaa	40560
gtattatatg	aacctcatta	gaatagctgt	ctatagggag	aagagaatga	gagtgggata	40620
aaacggaatg	aacaaataaa	ccaacaaatg	cattaacaag	caaaacaaca	gaggggcttg	40680
catgggccag	tgatgataaa	gggctaagaa	tgagaatata	attaattcaa	ttcctcacac	40740
ctgagggtcta	aaaccaagga	aagggagggc	caggcgtgga	ggctcacgcc	tgtaatccca	40800
gcactttggg	aggctgaggc	gggcggatca	caagattagg	agtttgagat	cagcctggcc	40860
aacacagtg	aagcccctct	ctacaaaaaa	tacaagaatt	accaggtgt	ggtggcacat	40920
gcctgtagtt	agctactctg	gaggctgagg	caggagaatc	acttgaaccc	aggaggcgga	40980
ggttgacagg	agccgagatc	acaccattgc	actccagcct	gggtgacaga	gtaagactct	41040
gtctcaaaaa	aataaaaaaa	ataaaaaaac	agagaaagg	aggaaactag	atccaggctg	41100
actagataca	gccttttagag	ttagaaaaga	tgatttgaca	atctaagccc	acactcagat	41160
tgaatgaaat	tgaaaagcct	ttcaacttaa	aacatttaat	tacaccatct	gctgcagaca	41220
gaactcagag	aactcaaaaa	ggtaatgtca	gcgtgggtgt	ttatatcacc	accctcaaca	41280
cagaataaaa	atcagctgca	tgtgaagcag	tgactagaat	gaagaaaagg	ctgcttctta	41340
cttccttcta	gtggttcttt	ccgaaaacat	taataggcac	cagctctatg	catgtcacc	41400
tgacgggaga	catgggggtat	ataactatga	cttactgttc	attcctcaag	gaattcccaa	41460
tcttgtggaa	gattatacac	aatgaggcaa	caaaaactat	ccaataaaac	cacggaaaag	41520
aagccagtg	caaagaagcc	agtgatgaaa	ggccctgtga	gcagagctga	tggccatttg	41580
gggaagaag	accaacatgg	atgggggtga	tcagggtggc	tccgtgggaa	agctggaaga	41640
gaagtggcag	atctctgagc	tggatgatgg	gccactacca	tctgtatatg	gctaattaaa	41700
gaccatgtgt	ggatttttta	ttcagctctt	tcgtgtcatt	cctgctatca	gcacagaacc	41760
caatctcaac	tttccagcta	tattgagcta	aacttctcac	ctcatggaat	ttgcagataa	41820
agttcaaaa	gatccttgcc	ttttcaaaat	aattttgaat	ggttgagtag	tccctctgtg	41880
ctctctcact	gacaccctct	caaggctgct	gagcacgtgc	catgctatgg	ctttctccaa	41940
catcaggaaa	tgttctccac	tcagtttcac	cttaatacaa	atgtgttctc	tcttcagaga	42000
aggcaaaaa	attcatgacc	atctgactgg	gagaagtcac	ttctaggtaa	agtgccatc	42060
ttttcttgag	gaacacagga	ggaaaatctt	acagaaaaga	gttaacacag	caggcctaag	42120
actgcttttt	aaaataaata	aataaataaa	taaataaata	aataaataaa	taaataaata	42180
aataaatgaa	tgatagggtc	ttctgtattg	gccaggctag	tctcaaatc	ctggcttcaa	42240
gagatcctcc	caccttggtc	tcccacagtg	ttgggattat	agacatgagc	cattgtgctt	42300
ggcccaagac	tgttattctt	aaaaagtctc	ataaaaagca	tggttaatcc	ttggctggca	42360
cctgggaact	tagatttcag	aagggttccc	accatccaac	ctggaaagag	ggactcactg	42420
tgccctaaat	attgtgtggt	ttatgctgaa	ctcctgcttt	tcttcaggta	gcgtggaatg	42480
tggtatgtgc	tgggcaaagg	gggcctgcat	gaccagcccc	caataaaaaac	cctgggtgtt	42540

-continued

gggtctctag	tgagtttccc	tggtagacag	catttcacat	gcgttgtcac	agctccttcc	42600
tcggggagtt	aagcacatac	atcctgtgtg	actgcactgg	gagaggatgc	ttggaagctt	42660
gtgccttggt	tcctttggac	ttggcccat	gcaccttcc	ctttgtgat	tgtgctttgt	42720
atcctttcac	tgaataaat	tacagccgtg	agtacaccac	atgctgagtc	ttccaagtga	42780
accaccagat	ctgagcatgg	tcctgggggc	ccccaacaca	gaaataaatt	ataaaagacc	42840
aaggactggg	catggtggcc	catgccggtg	atctcagcgc	tttgggaggc	cgaggcagga	42900
ggaccagtta	agcccaaaa	ttcaaagtta	cagtgcaccta	tgactgcgcc	aatgcactct	42960
aacctggggg	acagagcaag	accctgtccc	caaaacaata	aactaaacac	atacttctgc	43020
cttccaagt	tcttaaaatt	caatggaatg	gtagaaacat	ttttaaaaca	ctaaatcaaa	43080
agaaacctgg	aaaacaagag	tgccgatggc	caactaaaat	gtctaggaaa	tttctgaaaa	43140
gtaaaaagta	ctcagaacca	gattacctga	gcaaaccata	gccaataca	agcttggggg	43200
gaggctgtta	tgcalaagga	aatggtaaca	ggtttccagg	aacagacttg	taacagcaga	43260
tagaacagca	gaggtagaac	ctgacaaggt	gattacctgg	ggaactgcag	tctgaatgac	43320
caggactgtt	ggacccttcc	cctcacatgg	aatacacacg	ccactcagca	gcacaccaca	43380
gctcttcaac	aatcacagga	ggcacgctac	gcctagtaag	acaggaaaaa	aggaattctc	43440
aaacttcgaa	gatgaacaca	taaagaatca	ccaagttttt	attcagtatg	atgaaacagg	43500
gacactgaat	caacagaaca	caaacccaag	caaagataat	tactagagca	catagaagaa	43560
attattagat	attcttggga	agacctaaag	ggacattata	aagagcaagc	agttggtatg	43620
tgacgatctt	tgtgataata	caagaataa	aaacacagga	tgaagaccag	atagagaata	43680
atgctactat	ttgtgcaaaa	aaggagaaat	ggagaatctg	attcatattt	gcttgatatt	43740
gcatgaagaa	actttggaag	gtacataagt	aactaacaac	aatggttacc	tacttgtaag	43800
gcgagagaag	taagaggaca	ggaatgggtg	gaacaccttt	tgtgtccgga	attggtgggt	43860
tcttgggtctg	acttggaaga	tgaagccgtg	gacctcgcg	gtgagcgtaa	cagttcttaa	43920
aggcggtgtg	tctggagttt	gttccttctg	atgtttggat	gtgttcggag	tttcttcctt	43980
ctggtgggtt	cgtagtctcg	ctgactcagg	agtgaagctg	cagaccttcg	cggcgagtgt	44040
tacagctctt	aagggggcgc	atctagagtt	gttcgttcct	cctggtgagt	tcgtggtctc	44100
gctagcttca	ggagtgaagc	tgacagacct	cgaggtgtgt	gttgacagctc	atatagacag	44160
tgacagacca	aagagtgagc	agtaataaga	acgcattcca	aacatcaaaa	ggacaaacct	44220
tcagcagcgc	ggaatgcgac	cgcagcacgt	taccactctt	ggctcgggca	gcctgctttt	44280
attctcttat	ctggccacac	ccatatcctg	ctgattgggtc	cattttacag	agagccgact	44340
gtccattttt	acagagaacc	gattggtcca	tttttcagag	agctgattgg	tccattttga	44400
cagagtgtctg	attggtgcgt	ttacaatccc	tgagctagac	acaggggtgct	gactggtgta	44460
tttacaatcc	cttagctaga	cataaagggt	ctcaagtccc	caccagactc	aggagcccag	44520
ctggcttcac	ccagtggatc	cggcatcagt	gccacagggtg	gagctgcctg	ccagtcccgc	44580
gccctgcgcc	cgcactcctc	agccctctgg	tggtcgatgg	gactggggcg	cgtggagcag	44640
ggggtggtgc	gttcagggag	gctcggggcg	cacaggagcc	caggagggtgg	gggtgggtca	44700
ggcatggcgg	gccgcaggtc	atgagcgctg	ccccgcaggg	aggcagctaa	ggcccagcga	44760
gaaatcgggc	acagcagctg	ctggcccagg	tgctaagccc	ctcactgcct	ggggccgttg	44820

-continued

gggcccggctg gccggccgct cccagtgccg ggcccgcgcaa gcccacgccc accgggaact	44880
cacgctggcc cgcaagcacc gcgtacagcc ccggttccc cccgcgcctc tccctccaca	44940
cctccctgca aagctgaggg agctggctcc agccttgcc agcccagaaa ggggctccca	45000
cagtgcagcg gtgggctgaa gggctcctca agcgcggcca gagtgggcac taaggctgag	45060
gaggcaccca gagcgagcga ggactgccag cacgctgtca cctctcactt tcatttatgc	45120
ctttttaata cagtctggtt ttgaacactg attatcttac ctatTTTTTT tttttttttt	45180
tgagatggag tcgctctctg tcgccagac tggagtgcag tggtgccatc ctggctcact	45240
gcaagctccg cctcccggtt tcacaccatt ctctgcctc aacctcctga gtagctggga	45300
ctacaggcaa tcgccaccac gccagctaa ttttttattt tttttttttt ttagtagaag	45360
cggagtttca ccatgttagc cagatggtct caatctctg acctcgtgat ccatccgcct	45420
cggcctccca aagtgtggg attacagacg tgagccactg cgccctgcct atcttaccta	45480
tttcaaaagt taaactttaa gaagtagaaa cccgtggcca ggcgtggtgg ctcacgcctg	45540
taaccccagc actttgggag gccgagggcg gcggatcacg aggtcaggag atcgagatca	45600
tcctggttaa cacagtgaat ccccgctcgt actaaaaata caaaaaatta gccgggctg	45660
gtgtggggca ccggcagtc tcgctactgg ggaggctgag gcaggagaat ggcgtgaacc	45720
tgaggaggag agcttgagc gagccgagat agtgccattg ccttcagacc tgggcgacag	45780
agcgagactc cactcaaaa aaaaaaaaaa aaaatagaga cccggaagt taaaaatatg	45840
ataatcaata tttaaaaaca ctcaagagat gggctaaaga gttgacggaa caaatctaaa	45900
tattagattg gtgacctgca aaaccagccc aaggaacatc ccagaatgca gcccataaag	45960
ataaagagag catctccgct gggcacagtg gtatggcagg ggaattgcct gagtccaaga	46020
gttgacggtc acattgaacc acaccattgc actccaggcc tgggcaacac agcaatactc	46080
tgtctcaaaa aaaaaaaaaa tttaattaaa aaagacagaa tatttgagag aaaaaaatgc	46140
ttatttcaag aaacatgaaa gataaatcaa gatattctaa ttcccaagta agaataattc	46200
cagaagcaga aaatagaata gaggaagga aacactcaaa acttctccag tgccatagaa	46260
atgtgtatta atctttagaa tgaacggac taccaaatgc tgagcaggaa gaacaaaaga	46320
gatccactct taagccagtg tggtgcccaa gcgagtgcc tcatgcctgt aatcccagca	46380
ctttgggagg ccgaggcagg tggatcacct gaggtcagga gtttgagatc agtcaggcca	46440
acatggtgaa accctgtctg tactaaaaat acaaacatta gctgggtatg gtggtgcaca	46500
tctgtaatcc caactacttg ggaggctaag gcaggagaat cacttgaaac caggagggtg	46560
aggttgtagt gagccgagat catgccacac tcccagcctg ggtgacagag caagattcca	46620
tctcaaaaaa aaaatccact ctagacaaa taatagttaa attttagaac accaaggaga	46680
aagaaaaaaa attgtaaagc ttcagagaaa ataaacatta actacaaaga aacgagagtc	46740
agacgcgtgc acttcttctt agataccagc agataaagca atatctccaa aattcagaag	46800
gttttaacct agaatactat acccagtcaa gaatattcac atggaaaagt gaaataaaaa	46860
acattgttta aacatgcaag ggttcagaaa gtttaccatt cacagaatcc ctgaaaacaa	46920
aaccaaataa tcacttaagg actcattaag aaaacaaatg aaataaaagc accaatgatg	46980
agtaaaataa cagaaaaatt tacagtttac ctaataaact gtttatgcat aatgtatgaa	47040
aacccaaaaa ttttaatatg gacagaatta aaatcatgat aagattcttt tttgctttac	47100

-continued

tcacggagag	ttcacataaa	cagattatct	tttaatatagca	agagaaaaaa	atgttttagat	47160
atgtgtgaaa	aactaagggt	acaaaaacag	tgcaaattca	tttatcatca	ggaaaatcca	47220
aattaaaacc	acagtatcca	ccagaataac	taaaaggtaa	aagacagaaa	ttaccaagag	47280
ttggcaagaa	tgtggagcaa	ccacatatatac	ttctggggta	aataagttgg	tgcaaccggt	47340
actgaaaact	gtttgctagt	atctactaaa	accgagcaca	tgcacagact	acaaccaagc	47400
agttccactc	ccagatacac	actcaacaga	aatgcacaca	ctcactcaac	aaaagacgtg	47460
tactagagtg	ttcatgtact	tactattcat	aatagtccaa	aaatgcaaac	aaccaactgc	47520
caatcaaagt	caaagtata	tctatattag	ggatatatac	aatggcatat	acacagcaat	47580
gagaatgaaa	tgaaccagct	cggcacagtg	gttcatgcct	gtaatctcag	cactttgggc	47640
gggtaaggca	ggcagatcac	ttgaggtcag	aaatttgaga	ctagcctggc	caacacggtt	47700
aaaacctgtc	cccactaaaa	acacaaaaat	tagccgggca	tagtggttgc	aggcctgtaa	47760
ttccagctac	tcgggaggct	gggttgggag	aatcgtttga	acccgaaagc	cggagggtcgc	47820
agtgagcgga	gatcgtgcca	ctgcactcca	gcctggacga	tagagcaaga	ctccgtctca	47880
aaaaaggaaa	tcaaaaatat	aaaataagat	gacaggaata	atccgcaaaa	gatcagtaat	47940
caaaataaat	ataaatgggc	taaagctacc	tattaaaaga	caaagatttc	acaccataa	48000
ggatagctac	tatcaaaaa	agagagagaa	taacagatgt	tagcaaggat	gtatggaaac	48060
tgaaattctc	acgcattgct	ggtgagaata	taaaatggtt	cagcctctgc	ggaaaacact	48120
atgctgggtc	atcaaaaaat	taaaaataga	agtactactt	gatccaacaa	ttctacttct	48180
gggtatatatac	caaataaact	gaaagcaggg	tottgaagag	atatttgtag	acccatgatac	48240
atggcagcat	tattcataat	agctatgatg	tggaaccaac	ataaatatcc	tttgataaat	48300
atatggataa	gcaaaatgtg	gtgtatacat	tcaatggaat	attaattagc	aataaaaaatg	48360
aagaaaattc	tgacacatgc	tacaacatgg	atgaaccttg	agggcattac	attaatatgaa	48420
ataagccagt	tataaaaaaga	caaatactat	atgagggtact	atattagata	ctcatgcaag	48480
gtacctaaaa	taggcataat	catagagaca	aaaagcagaa	tggtggttgc	caggggctgc	48540
ggtaatggat	acagagcttc	aattttgtaa	gatgaaaaaa	ttctggagat	tggttgcata	48600
acaatgtgca	cacacttaac	actggggaac	tgtaaaactta	aaagtagtaa	atggtaaaaa	48660
taaaaataat	aaataataaa	ttttatgtta	ttttaccaca	atatttatta	aaagacaaaag	48720
attaactaat	taaacaaaaat	ccagccataa	gctaattggt	agagtaacaa	ttaaagaaga	48780
cacagaaaaat	tgaaaatcag	tgactagaaa	aagatattcc	atataaatgc	taacaaaaag	48840
caagtacagc	aatataaaga	gaatgaacaa	aaaaaaaaatt	aaataagatg	gctcgtttat	48900
tcccaaaaagg	tacaattcac	caagaagata	caagaattgt	gaacctttta	gcacataaaa	48960
cagcttcaaa	aatacaacat	ttaaagaaaa	atatatatta	aacatagaaa	tagtataaaa	49020
accctacaaa	gaatcataat	gggagtcttc	aatacaactc	tccatatcaa	cagggtcaaac	49080
agagaaaaaa	aataagttaa	ggatgcagaa	aacctgaatt	accatcaata	aacttgagat	49140
taatatagaa	ctgtataccc	aataacttaa	gagttcaggg	aacagtcgtg	actgacagtg	49200
gactgcaaat	taatctgttc	ttaatctttg	tttttctttc	agcactgtgg	cagaatagag	49260
atcctaataa	ccttccagct	acaaaacato	tttttaaaaa	tataaaaaaa	tacaaaaata	49320
actctgaaat	caatagaaga	cacatggtga	aacaaaaatt	ctagaatata	gggagaataa	49380

-continued

aggcattttc	agatattaca	aaaacagaaa	attgatcatt	gctgaagtaa	tttctaaaga	49440
atgtacttga	gggagaagaa	aaatgttcca	aagaaaagta	tctgtgatac	aagaaggaat	49500
ggaaagttaa	gaaatggtaa	acaggtagat	aaagctaata	aatgttgacc	tagaaaataa	49560
caaaaaaat	agcaataatg	tctcgttgga	agggttgaag	taaaaataca	attaaggcca	49620
aatgtgaggt	aagtggaatg	aaagaattag	aagtccttgc	cttggttcaca	ggactgatta	49680
aataaatgag	ccaggttttc	cattcaaaca	gttaaaactt	gaacaaaata	aactcaaatt	49740
aagtagaaag	ataaaaaaca	gaaattaatg	tcatagaaaa	ataaaaaatc	aatagaatta	49800
atcaataaat	cctggttaat	aaaagctggg	tctttgaaag	gattaataaa	ataatcatta	49860
agcaagtctg	atcaaaaaaa	aagagaaaag	gtaccaaaaa	aagtactgta	tcagaaagag	49920
aacatacaga	tacatacaga	tatgtaagag	tctgttttct	tacaccagaa	tactatatac	49980
aacattatgc	tagcatatat	taaatttcaa	taatgttaat	gattttctag	gaaaacagaa	50040
aatattaaat	ttactttgaa	gaaacagaaa	aactgagaaa	aataaatgat	catgaaaaaa	50100
atgaaaaggt	aattaaatac	tgatattaac	tgcttaaca	acaccagcag	cagcccaggc	50160
agtctgcagt	caagtcttgc	caaacttgag	ggaacagata	attcttctat	tccagagcat	50220
agaaaatgat	ggaaagtttc	ccaatttaat	cagagaggac	agcctgatcc	ttgttatgaa	50280
cacagataaa	aatggggtaa	actatatgcc	aaactcagat	acccaaaccc	taaataagat	50340
gctagcttat	tgatgtgaac	aatccaaaag	tgcattttaa	attagcccag	ggttttagag	50400
aaagaaaatc	tagcaatgtg	accaccactt	atgttaacaa	ttttaagacg	aaaatctaca	50460
tgatcataat	aatgcatgct	acacaaaagc	atttggggcaa	aaaacccaac	acccaccctt	50520
gactttttaa	actcttagta	attaggcata	aacagaaatg	tacttaatgt	gatagaatac	50580
actcggtgaa	gatacagagg	gaatgctccc	taaaaccaag	ccaagacaa	agattcctat	50640
ttaacctcaa	tagtcaacac	tcgacgaga	gtaatctatg	gaagacaagg	aaaaaagtaa	50700
aaacatgaga	gacatctgtt	gtttaacaga	caataagatc	acctacttgg	aagaggcaaa	50760
cgaatcaagc	gaaaaactat	taaaactgag	acaggcttta	gtatggaggc	tcagcttcag	50820
ctgtagtttg	ggctacaaaa	ttcaactcgc	ttgcttgagg	agttaatcct	gcaaagctaa	50880
tttctgttga	ggtattagga	ttgacaagcc	tgtgctcctc	cctcctcccc	catcttcaac	50940
actgaaataa	cacggtgttt	ggaactggat	aacagaatct	tccaaaaaca	aaaattgtcc	51000
tgaagggtct	acttgtgtccc	ttactcaaaa	aacactttat	ctgctgcctg	cagctcctac	51060
agttgctggt	ggataagcct	gccaaaccagc	tcggcgtaat	tcttcctgca	gagggcaagg	51120
aagagcactt	tcacaggaag	atttttttcc	gaactgtatg	ccgcttatta	cataaactta	51180
cgtgctggca	aatggagctc	cagcaaaata	agatattcag	agtcacaaact	ccttaggaaa	51240
aaaaaaaaa	aaaagcaagc	acataaact	aatttccttg	catgggcact	ggggaaggag	51300
gtcgttactt	ccgcacgccc	gcaggtccgc	accaccggga	aaccacggg	caccgcgcgc	51360
tgcccccggt	ccttccaggt	gcactgcgc	gcggcgcccc	agctgaccgg	ggatgcgcag	51420
ccctagccct	tcccctgtca	ccccggccag	gaaggggcgg	gagcgcgcg	gacgcccagg	51480
gcgaagggtc	tctcggtcct	ctgcaccacg	cagcaccccc	aaggcacaac	agggaggggtg	51540
cgaggaggtc	ccgagaccca	ggagccgggg	ccgggcgtgc	ccgcgcacct	gtccactgct	51600
ggcgagggtc	ggggtcgcct	ccagggccgc	agctgtcggg	agccacctgg	ctctcagtc	51660

-continued

cggggccctg	cgacaaccct	cgggcccgga	ggggaggagg	cggccacctg	ccgtgccac	51720
ctggggcacc	ggtcccaccg	ctccgggccc	ggcaggacag	gccaggacgt	ccctcctggg	51780
ctggggacag	gacacgcgac	gaggggaccg	gggccccgc	ggcgaagacg	cagcacgcct	51840
tcccagaaag	gcagtcccg	gccccacga	cggactgccg	gacccccgcg	ctcgcccgcc	51900
catcccttca	gaccacgcgg	ctgaggcgca	aagagccggc	cgcgggcgcg	gctggcgggc	51960
cggtagtag	tcaccggccc	cgctggctca	gcgcgcgcgc	aacccccagc	ggccacggct	52020
ccgggcgctc	actgatgctc	aggagaggga	cccgcgctcc	gccggcgcc	ccagccatcg	52080
ccgccagggg	gcgagcgca	gccgcgcggg	gctcgctggg	agatgtagta	cccgaccgc	52140
cgctgcgccc	gtctctcttc	agccgcgggc	cgggggcccc	ctctctccca	gctctcagtg	52200
tctcatctcc	ctatctgctc	atcctctggt	cgcacataat	cgatgtttgg	gcgtcccaag	52260
ccagatgtgg	accccatctc	cgactctac	actggagggt	ttctaagggt	ggtgcccgga	52320
ccagcagctt	cagcctcatc	tgggaacttg	agaaaatgca	gattctccgt	ccccccagc	52380
ctattcggtt	tttctctgac	taaaaccatg	aaggtggggc	ccagcagtc	acattctcgc	52440
aagcccgctc	agtgattctg	aggcgccctc	cagtttgaga	gctatgctca	cggcctcacc	52500
tccgccccgc	aaggagcccc	gtcttgccctg	tggcgctagc	cgcacacgga	cacctcatcc	52560
tgcggggccc	gccccccgc	tgacccctca	ccgcccaacg	cctcctccgg	gatgcagcgg	52620
aggcgccctg	aagtcggcaa	ggtcaacatc	cccctcagca	tcttccctac	cctcacggct	52680
cctcctccag	gggtgcctca	tggccagggg	ttagaaaagag	ccactgtgtt	tcttgacatg	52740
gaagtggcct	aagaccttaa	tgaaaactgc	aggagtggaa	tgacagaacc	tttggtcata	52800
cttgaggggc	tgaagctcaa	atgaggagga	aggaaaggat	ccagggagaa	taaccaaccc	52860
tggcaagtgt	tggcgccccg	gtagaggggc	gagcctaggc	tagcggttct	cgaccagggc	52920
cggtgttgcc	cctcctcgcc	gccccgcgta	catttgggga	ggtotggaga	catttttggg	52980
tgtcatgatg	cgggagttgc	tactgttgcc	taagtgggta	gacacgaggg	tgctcctcaa	53040
catcctacct	gaaggacagg	actgccccac	aaggagaagt	gatccggccc	caaataagaa	53100
accctgggct	ggtcagcaac	aacccctttg	ttctgagaag	agaggaggaa	agaataaaaag	53160
aagtgggggt	aagttttggt	ttggtagagg	aaacttgaag	acattttcac	tggaaaggaa	53220
gagagggaag	ggaggagagt	gtctgtaagg	acgagcaaac	cggttgacag	ctgatttcct	53280
catattgaag	taatgagtcc	tagttataat	aaattcctaa	taaaaacca	gtttatccct	53340
gcaataaaact	tgtctttttt	ttttaaatat	actgcttgat	tctgtttgct	aatattttat	53400
ttacaggctt	tgcatgata	tgcaaaaatg	agatgggcaa	taattttctt	tttgaatgtc	53460
taatgttgtt	tggtttcaga	atcaatgtta	tgctcacatc	ataaaaaatt	tggaaaccgag	53520
gcaggaggag	tgcttagggc	cagaagttcg	agaccagtct	aggaaacaca	gtgagacccc	53580
cccctctcta	caaaaaaaaa	aaaagaaaaa	aaaatgggca	tgtttgcttt	ttccttttac	53640
tctgaacaat	ttaaggagca	ttaaaattat	ctattctttg	aggtttgatc	atttccagat	53700
taaaaatgtt	cctcccagcc	tgatgctttc	tttggggagg	gtaaatcttt	taaggctaga	53760
aaagtttctt	ctgtggcaat	tttattat	acattttaaa	aattattcta	gagttaattt	53820
tgataaagca	tgtatttctt	aaaacaaatt	atcctttttt	tccagatgtt	caagtgtatt	53880
tgcataaagt	tgaggaaagt	agtcctttgt	gaatctttta	acttctocca	aatatcttat	53940

-continued

tttgtgtatt	tttgcttctt	tattttgtta	acttttaaaa	gtgtattttt	ttttcaaaga	54000
atcagctctt	aggtttatgt	ttttggttat	actggagctt	ttttcttctt	ctttttaaaa	54060
tattttttct	cctttatttt	ttagacgtat	tttgatctaa	cgtaatcgga	agaaggtaaa	54120
ttagaatctt	ttgttactat	tgtgttttta	tttctcctta	tttctctgaa	gtcctgcttt	54180
ataaatagta	ccatgttatt	tgtgcataaa	tattcatttg	tcttatattc	ttgggaattt	54240
tcccacttca	tcataaaatg	accttccttg	tctcatttaa	tgtgttcaaa	ctttgccctg	54300
aatttaactt	tgtctgatat	tttaccatcc	tgtgtaattt	tgtttgttac	cccaaacaac	54360
ctttgctggt	ttcgtctttt	ctgaaccctt	tattttaggt	aatcccttga	attagagcac	54420
taagttttgc	tttgtgatta	aatctgaaaa	tctttatctt	gccatagatg	agttgagccc	54480
tattcatgtg	acagctatat	tatgctgttt	catagccctt	ttggctcttt	tttcaactct	54540
gcattgcata	ttttgtgttt	attgtgtttt	gtgtttcttc	tgataatttg	gaaggtttgt	54600
atttttattc	agggagttgc	cttataatca	tactccgcaa	tacacatcgt	cctcagtttc	54660
ttcagactgt	ctgttaactc	cctattctga	ataaaaatga	cattgtaatt	tccctctttt	54720
ttctttacc	cttttcttct	cctcacctaa	tgtaaatgat	tttatccttc	tttagtattt	54780
gcttttttaa	ttaactacat	ttataaatat	ctttatcact	tgatttttaa	atcagctttg	54840
aatgagatat	ttggattcct	agatataaaa	gatgttaatt	ataccatttc	cacgttagta	54900
ggtttataaa	atcatacatt	ctgctgtgta	accataatcc	cacgtttggt	ttagttccac	54960
tcctacagtt	aaaagattca	gaagtattat	taacagttat	tttgccatag	ttttttcccc	55020
aaccttattt	gtggttaagt	atgatcctgc	tttagtttct	taagaataat	ttatagagca	55080
gagtggtgtg	gctcacgttt	gtaatcccag	cactttggga	gacaagaggt	agaaggatcg	55140
cttgaagcca	gcagttcaag	accaccctga	gcaacatagt	gagaccttgt	ctctacaaaa	55200
aattttaaaa	tttagccaga	cgtagtgcg	tgtgcctata	gtcccagcta	ctcaggaggc	55260
tgaggcaaga	ggattgctag	agcccagaag	tttgaggctg	cagtgacctc	tgattgtgcc	55320
actgcacccc	agtctgggca	agaaagttag	aacctatctc	tttaaaataa	caataataac	55380
ttatgaaaa	tatatccctt	gagtttttca	tgtttaaaaa	tatttgttgc	ctttatcctg	55440
taaaagtttg	agtataaatt	cttgggttat	actttattta	ttgaagaatg	tataagtatt	55500
gtcttctaga	attgagtgtt	gctgtaatga	aaccagaagt	cagcctgggt	tatttttcct	55560
cagaaatgag	gtaattgccg	gccggacacc	gtggctcatg	cctgtaatcc	caacactttg	55620
ggaggccgag	acaggtggat	cacgaggtca	ggagattgag	accatcctg	ctaactgggt	55680
gaaaccccg	ctctactaaa	agtacaaaa	gtagctggg	catggtgggtg	gacgcctgta	55740
atcccagcta	cccgaggagc	tgaggcagga	gaatggcggtg	aacctgggag	gaggagcttg	55800
cagagagctg	agatcgcgcc	actgcactcc	agcctggg	acagagttag	actccgtctc	55860
aaaaaaacaa	aaaaaaaca	aagaagtga	gtaattgcc	tgatgctcca	agaattatct	55920
ctttgtctat	gaaatccaga	aatctcactg	ttatacattt	tggaattatt	attctggg	55980
aatattttct	gggacacaat	agattgactc	tatagattta	attttttttt	tttttttgag	56040
acagagtctc	actgcaatct	cagcttactg	caacctctgc	ctcacgggtt	caagcaattc	56100
tcctgcctca	gcctcccaag	tagctgggac	tacaggcg	tggcaccatg	cctggcta	56160
ttttgtcttt	ttagtagaga	cagggtttca	ccatgttggc	caggctggtc	ttgaacgcct	56220

-continued

aacctcaagt gatccacctg cctcagcctc ccaaagtgtc gggattacag gcgtgagcca	56280
ccatgccag cctcaattcc tctttctatc tggtaatttt tctgaagttg aaaacatttg	56340
ttctaatacg ttatttcagt gttcttctaa gatgtgtaaa gcaccctatt ccaggtcag	56400
cccccatctt gctagtgcgc tcggctgggt cttcacaaga gctctggttt tctcctgctt	56460
aatctcaagt acctctgtca gcctccacct ggtttatgat ttggagtttt ttggtttttg	56520
ttttttgttt ttgacagagt cttactctgt caccaggtc ggagagcagt gccataatct	56580
cagctcactg caacctctgt ctcccaggtt tgagcgattc tcctgcctca gcctactgag	56640
tagctgggat tacaggcgcg tgccaccaca ccgggctaatt ttttgtattt ttagtagaga	56700
tgggttttca ccatgttggc caggggtgtc ttgaactcct gacctcaggt aatccacctg	56760
cctcagcctc ccaaagtgtc gagattacag gcgtgagcca ccgcgcctgg catggttttg	56820
agttttaato tgtagtttta ataaagatag tgcttatgtt tgtgtttctt atatttcttg	56880
gtactcttgg gtaatttgta agatcccat atctacacaa gaagtccatt ttcaattctt	56940
ttcttcagac tgtttatattt attttatttt attttatttt tatgtttgag atggagtctc	57000
gctgtgtcac ttctggaggc tggagtgcag tggcgcgatc tcaggtcact gcaacctccg	57060
tctcccggtt tcaagcaatt ctctgcctc agcctccga gtagctggga ttacaggcac	57120
ctgccacttt ttaatttttt tagagacaga gtctcgcttt gttgaccagg ctggagtgcg	57180
gtggtgcaat catggctgac tataacctcc aaatcctggg ctcaagtgat cctcctgcct	57240
cagcctcctg agtagctggg actacaggca catgccacca tgcccagtta attttaattt	57300
ttttgtagag acagggctct catatgttgc ccaggctggc ctctactcc tggcctcaag	57360
taatcctcct acctcagcct cccaaattac taggattata agcatgagcc accatgcca	57420
gccttgttct actactttaa tttcatatgt taggtgacca tgtaattgat catccaaacc	57480
aggatactgt aagaatgaaa gaggtgaca gtagtatgat gctgggacta gcattgtgca	57540
ctgagattat ttctgggaaa gcaggagata cggtcacctc acttatagtg tgcctgtctt	57600
tggattgttg aatttggagt ttctatttgc aggttatatt caactgggca gccttgatcc	57660
gccctgccca gcaatgtac cgttctctcc accgggtctc tgggacctc tcagtcacta	57720
tacttagctc agttccccac cctccactc cctaaaagcg taaccaggaa tcctgcctca	57780
ggctactgct cgtcttccgt gggtgtttc agttcctatt acccagagtc aaactcccag	57840
cattccctac ctgattccag acttggagtc cagagcttta acctcttcag gccaaactcc	57900
cactttgcat ttctgtccct atatcttagt ccatggagat acatttcatg tctttgagtc	57960
tacttacaaa gtaaattttg ctgtttttta attttttttt tgagatggag tcttgccctg	58020
tcacccagcg tgtggtgcaa tgacgccatc tcggtcact gcaacctccg cctcctgggt	58080
tcaagcgatt catctgcctc agcctcccaa gtagctgtga ttacagacag gcaccaccac	58140
gccagctaa ttttttttat ctttttagtag agacaggggt tcaccatgtt ggccaggctg	58200
gtcttgaatt cctgacctcg tgatctgccc atctcgccct cccaaagtgc tgagattaca	58260
ggcgtgagcc actgtgcccc gccaattttg ctttttttat atttcattgc tatatgttta	58320
gaggataagt ttacagtgtc atatgcattc ccaaataatta gacaaaaaaa atctccaaaa	58380
aattagaag aaaatccaaa aaatctcaaa aaataccaaa aagcaacaat ctacagacc	58440
atactcactg accccaata aaataaaatt agaaattaac cacaacttaa caaataaag	58500

-continued

tactcaagtc	agagaggaaa	gaggaaataa	acatcaaaat	tacaaagtct	aggcgggtggc	58560
tcacgcctgt	aatcccagca	ctttgggagg	ccaaggcggg	cagatcacaa	ggtcaggaat	58620
tcgagaccag	cctggccaat	atggtgaaac	cccgtttcca	ctaaaaatac	aaaaattagc	58680
caggcatagt	gatgtgtgcc	tgtaatccag	ccacttgggg	ggctgaggca	ggagaatcac	58740
tgaaccagg	gagacgaaga	ttgcagttag	ccaaaatcgt	gccactgcac	ttcggcctgg	58800
gtgacaaagc	gagactccat	ctcaaaaaaa	aaaaaattac	aaactcttta	gatagaaatt	58860
ttggtgtttt	tttttgagac	ggagtctcac	tctgtcgcag	aggctggagt	gcagtgggac	58920
tatgtcagct	caccgcaacc	tccatctcct	ggattcaagc	aattctctctg	tctcagcctc	58980
ccaagttagct	aggattacag	gcgccacca	ccagaccag	ctagttttta	tatttttagt	59040
agagatggtg	tttcaccatg	ttggccaggc	tggctcctca	ctcctgacct	caagtgatcc	59100
acctgcttca	gcctcccaaa	gtgctcagat	tacaggcgtg	agccaccgca	ccccacctag	59160
atagaaattt	caacatgagg	ccgggcacaa	tggctcacgc	ctgtaatctc	agcacttcag	59220
gaggctgagg	cgtgggagga	tcacttgggc	ccaggagtgc	aggaccagca	tgggtgacag	59280
agacagaccc	tgctctctatt	tatttgaaaa	aaaaaaaaaa	aaagagagag	agaaagaaat	59340
ttcaacatga	aaagtatctc	tcaaaccctt	cgagatgttg	gcaaaaagcg	actcaaagga	59400
aaatgtatta	ctgtgtgtga	atttgcttga	aaataagaaa	gaggccgggt	gtggtggcta	59460
acacctgtaa	tccaacact	ctgggagtcc	gaatcaagtg	gatcatgagg	tcaggagatc	59520
gagaccatcc	tggctaacat	ggtgaaaccc	tgtctctact	aaaaatacaa	aaaattagct	59580
aggcgcggtg	gctcatgcct	gtaatcccag	cactttggga	ggctgaggca	ggtggatcac	59640
ctgaggctag	gggtttgaga	ccagcctggc	ctacatggtg	aaacctcgtc	tcttctacaa	59700
atacaaaaa	tagctgggcg	tgggtgggtg	tgcctgtaat	cccagctact	cagaggctga	59760
ggcaggagaa	tcgcttgaac	ccgggaggcg	gaggttgcgg	tgagccgaga	tcgcaccact	59820
acactccagc	ctgggcaaca	gcctgggtga	cacagtgaga	ctccatctca	aaaaatacaa	59880
aaaattagct	gggtgtggtg	gcctgcgcct	gtagtcccag	ctaccgggga	ggctgaggca	59940
ggagaatgga	gtgaacctgg	gaggaggagc	ttgcagttag	ccgagatccc	accactgcac	60000
tccagcctgg	gcgacagagc	aagactcttg	tctcaaaaaa	aagaaaaaaa	aaggaaaaaa	60060
gaaccctgat	aataaagaaa	ccaaatgttc	aactctcaaa	gctcggacac	tttaagaaa	60120
taattaataa	aggcagaagt	taaaggagg	atgataaagc	aatttttttt	gttggttttt	60180
ttgagatgga	gtctgtctct	gtcaccagc	ctggagtga	gtgatgcgat	cttggtctac	60240
tgcaacctct	gcctcccggt	ttcaagcaat	tctcctgcct	cagcctcctg	agtagctggt	60300
actacagggt	cgccgccact	ggcccagcta	atttttgtat	ttttattaga	gacgggggtt	60360
caccatattt	gttaggtcgg	tctcaaaact	ctgatctcag	gtaatctgcc	cacctcggcc	60420
tctcaaaagt	ctgggattac	aggcaggcgc	caccgcgcct	ggcctaaagc	aaaatattgg	60480
ttctgtgcaa	aaggtcaata	aaaagagcaa	acgtttacaa	actggagcca	gcacccattc	60540
agctcagtgt	gtctggagaa	aaaacaatct	cgcttcagaa	ttcatgatta	cgcagccctt	60600
tttgcttcct	aaaaatcccta	ctatgttgct	gttgaccatt	ctctctcttt	ctctctctct	60660
tgctttctct	ccagaaaagc	tattcagaca	ttctcctctt	tcctcaaacc	tccaacactt	60720
cctcctccat	ccttagcctc	agctgctgac	ctcaattcta	atcattgaga	aaccaggaga	60780

-continued

agcattttaag	agtgaacctc	cgctccccg	cacgggcaaa	accacccacc	cacagaattg	60840
tgccccaatt	ctgcgtcctc	tcctctcacc	atggatggac	ggtccaggct	ccgagccaaa	60900
gccaggcctc	ccctggagct	ctggatccac	cacctgcagc	ttctcaggca	gggccccagc	60960
agctcccctg	ctcccttgta	ccatcaatcc	ctcccctcac	tgggtcactc	ccaacaatat	61020
atataatttag	tgatgtttct	cccatgtggt	aaaatcactt	agcctctctc	ctccccagc	61080
tactatccta	tttgtttctt	tcattctctt	gcaaaacttc	tcaaagcatt	gtgtctatgt	61140
gctgactcca	tttatcttct	cccgttctct	gctgagtcct	tcccacagac	tctcacccca	61200
gttactccat	gaaatgacct	ctgcactgcc	acatccaatg	gtgaatgttc	agttcttaat	61260
tttattcagt	ctttcagcag	catttgacct	ggccgatcac	tcctcttctt	taaaaatact	61320
tttctcagcc	aggcgtgatg	gtcacacact	gtaatcccaa	cactttggga	ggccaaggcg	61380
ggaggatcat	gagagcccag	gagttcaaga	tcagcctggg	caacatggca	agaccctatc	61440
tctacaaaaa	ctaaaaagta	gccagtgtga	tggcatgcac	ctgtagtccc	atctacttag	61500
gaggctgagg	cagtaggatg	acttgagcct	gggaaatcaa	ggctgcagtg	agccatgatt	61560
gcaccactgc	actccagcct	gagtgacagc	gagaccctgt	ctcaaaaaga	caaaatagga	61620
aactttttct	agcatattcc	tctgattctc	ctgctgcttc	tgtctgcaca	gattcagttc	61680
cccttgccgg	ttcttctca	tcctctgat	ctcttgacct	tgaagtgcc	cagagtacag	61740
tctttttttt	tttttttgag	acgcagtctc	gtctgtcacc	caagctggag	tgcaatggcg	61800
aggtctcagc	tcatgcaacc	tctgcctcct	gggttcaagc	gatttctctg	cctcagcctc	61860
ccaagtagcc	aggactacag	gcacatgcc	ccatgccag	caaattgttg	tatttttagt	61920
agagacaggg	ttttactata	ttggccacgc	tggctcaca	ctcctgaact	cgtgaaccac	61980
ccgcctcggc	ctcccaaagt	gctgagatta	caggcatgag	ccaccacacc	cggcccagag	62040
tacagtcttt	agacggcctc	tctacctata	cttgetcccc	tcataaactc	ctcctgcctc	62100
atggctttaa	ataccatcgg	tagactgatg	actcccatat	ttctcttttt	tttttgaga	62160
cggagtctcg	ctcagtcccc	caggctggag	tgcagtggcg	cgatctcggc	tcaactgcaag	62220
ctccacctgc	caagttcaca	ccattctcct	acctcagcct	ctccagtagc	tgggactaca	62280
ggcaccgcc	accacgcctg	gctaattttt	ttgtattttt	agtagagatg	gggtttcacc	62340
atgttagcca	ggatggtctc	gatctcctga	cctcgtgatc	cgcccatctc	ggcctcccaa	62400
agtgtcggga	ttataggtgt	gagccaccgt	gccagccga	tgactcccat	atttctatct	62460
cttgcgtgtg	gggagttctc	ctcagaactc	catactcata	aatccaactc	tcataaatag	62520
tatctcaaat	gggcaatatg	ctcaaaagtc	aattcctact	tttctcccta	aacttgcttt	62580
cctgcagtct	ccaccatctt	aatgtccaat	ctaacattag	gaggcaaaaa	ctttgaagtc	62640
attcttgact	cttctctatt	acacacccta	tccaatcttt	ctgcagatcc	agtcgacccc	62700
caaatccagt	tagctctcat	catctcccct	gttaccacct	ggtccaggcc	atcttctctt	62760
ctcacctgaa	tcaactgcagc	attctcctca	ctggtctctt	tggttctgtt	tcaactccac	62820
cttagcatag	tctccacaga	gcagtcagag	ggatcctttt	aaagtgtaat	tcccatcctg	62880
tccctgctct	gtcaaaaacc	ctgtcgtgat	tcccgtttta	atctgtcaga	ttaaaagcca	62940
gagtccttcc	agtgacctac	atgatctgcc	tattatcacc	tcccacttct	ttccccttgc	63000
tcactccact	ccagctctgc	agctgtcctt	tctgtttcct	gaacagocca	gattttgctt	63060

-continued

ctttagaacc	tttgtatttg	ctgtcccctc	tgtctggaat	gtttttccag	gaagtcacct	63120
ggctctctcc	tgcacttcct	tcctgaccac	catgtttaaa	aatcactcaa	acacacttca	63180
ggccggacat	ggtggctcac	gcctgtaatc	ccagcacttt	gggaggccaa	ggtgggtgga	63240
tcacctgagg	tcaggagttc	gagaccagcc	tggccaacat	ggtgaaactt	cgtctctact	63300
acaaatacaa	atagtagcca	ggtgtagtgg	cacacacctg	taatctcagc	tactcaggag	63360
gctgaggcag	gagaatcgct	tgaaccagag	aggcagagga	ggtgcagtga	gccaaagatca	63420
cgccacaaca	ccccagcctg	ggtgacagag	caagacccca	tctcaaaaaa	aaaaaaagaa	63480
aaaaaaatca	cacaacacac	cttctcttca	tattcctttt	ccaagtttta	tttttctcca	63540
gaatacttta	cattgtttta	atggaagttc	tccgtttccc	cccaactaga	atggatactt	63600
cctgcaggta	ggcactctag	tcctcccctc	caagtactaa	ccaggctcaa	ccctgcttag	63660
cttctgagag	caggggagat	caggcctgtt	cagggtggtg	tggcccagga	attttgattc	63720
tgtttttattc	attgctgttc	tgttgattct	cttttgttcc	tcctcctagt	gctgagaaca	63780
ctacttgtac	ataataagca	ttcaataaat	atttgttgaa	tgaatgactt	gttgaatgaa	63840
ttaatctcag	aaatgcagga	ctggttctac	attagaaaat	ttttcaaggt	cattctctgt	63900
tgtcgttaaca	cattaagaga	ggaaaatttt	gtactctaaa	tcatttgata	aaatacatatc	63960
tgatttctgt	tttcaaaaac	tcttagtggc	tgggcgaggt	ggctcacatc	tataatccca	64020
gcatttttggg	aggacgaggt	gggcggatca	cttgaggcca	ggagtttgag	accagcctgg	64080
ccatcatggt	gaaacccctat	ctctactgaa	aatagaaaaa	ttagccgggt	gtggtggcgc	64140
atgcctgtag	tcccagctac	ctgggaggct	gaggcaggag	aatggcttga	accggggagg	64200
cggagggtgc	agtgaagcca	gatcatgcca	ttgcaactca	gcctgggtaa	cagagtgaga	64260
ctccatctca	aaagaaaact	cttagtgagt	ttaggaatcc	aaggaagacc	ctcaaaactaa	64320
atagataatc	tagctaccag	aagccttcag	taaaccttaa	cactccatgg	tgaacatta	64380
gaaacattcc	tactaaaaga	caggctaaga	atgcctgcaa	tcttcacggc	tagtccaaga	64440
agtcaaaaaag	aagaaatgag	cgctgattta	aaaaaataaa	caaacaaaaa	actaccgatg	64500
cagaggctgg	cagcaaggac	tgaaggactg	tacagtactt	gcctggagca	ggcggatggc	64560
cacaccctgc	cgaagcctgc	tcagctggct	gggggacgct	ccagtgtgtg	agtggcagga	64620
tgcagggtac	ttcctctgcc	agggagtggc	actggggaga	tcctcccca	ctcacacttt	64680
ggcagctggg	gctttggaat	gtgacttagc	ttctgtcaaa	gggtcaatcc	accctttgat	64740
atatgatgca	aagcgcaaca	tatgatgcaa	aggtagagga	acagcccaaa	ttaggacttt	64800
taccacagct	gtggagggtg	acagcgacag	tgggtggccc	tggccagact	tttcatgctc	64860
aaagtggtg	gttgttcttc	ctacttcttg	tcctccagg	gcttcctttg	cctgtgtgct	64920
gaacctgctt	cttttaattt	tttttaactt	ttttaaat	tttaattgtt	taattaaaac	64980
aaattttgaa	aactgtctga	acctgctttt	gaacctgct	atgatttgaa	tgtttgtccc	65040
ctgccaact	gattttgaaa	cttaatctcc	aaagtggcaa	tattgagatg	gggctttaag	65100
cagtgactgg	atcatgagag	ctctgacctc	atgagtggat	taatggatta	atgagtgtgc	65160
atgggagtgg	catcagtggc	tttataagag	gaagaattaa	gacctgagct	agcatggctg	65220
ccccttcacc	atttgatata	ttacactgcc	taggggctct	gcagagagtc	cccaccaaca	65280
agaaggctct	caccagatac	agctcctcaa	ccttgtaact	ctcagcctct	gtaactgtaa	65340

-continued

gaaataaatg ccttttcttt atgaattacc cagtttcaga tattctgtta taaacaatag	65400
aaaacgaact aaggcaaaact ctcatgattc tactgccatg ccattccaat aaactccctt	65460
tatgcttaag agagccagag ttggccaggc gtggtgactc acgcctgtaa ttccagcact	65520
ttgggaggcc gaggcagggt gatcacaaag tcaggagatc gagaccatcc tggctaacac	65580
ggtgaaaccc cgtctctact aaaaatacaa aaaaattagc tgggcgtggt agtgggtgcc	65640
tgtagtccca gctactcggg aggctgaagc aggaggagaa tggcgtggac ccaggaggcg	65700
gagcttgacg tgagtcgaga tcgtgccact gcactccagc ctgggtgaca gaatgagact	65760
ccgtctcaaa aaaaaagaga gccagagttt atttctgttg cttgcaacca agaaatctgg	65820
ctggtgcact gaagtttcca taaataatag caatttaaag actctttcca agccaggcaa	65880
tgccctagct tgtgtagtcc ttgtggtaat acattcattc attcatttgt tcaaccaact	65940
gtgctccaga gactaagaat acaaaaatgg gggccgggtg tggtggtctca cacctataat	66000
cctagcactt tgggaggccg aggcaggtag atcacctgag gtcaggagtt cgagaccaac	66060
ctggccaaaa tggtgaaacc cctactctac taaaaatata aaaaattagc tgggggtggt	66120
ggcggacacc tgtaatccca gctactcgtg agactgaggc aggagaatca cttgaacccg	66180
ggaggcagag gttgcagtga gccgagatcg caccactgca ctccagcctg ggcaacaaga	66240
gcgaaactcc acctcgaaaa aaaaaaaaaa aaaaaagag ggcgggggct gggcgagtg	66300
gtcacgcct gtaatccag cactctggga ggccaaggca ggagaattac gaggtcagca	66360
gatcgagacc agcctgacca acatggtgaa accccatctc tactaaaaat acaaaaatta	66420
tccgggctgt gtggcgacac cctctagtcc cagctacttg ggaggctgag gcaggagaa	66480
cgcttgaacc cgggaggcag aggttgagc gagccgaaat catgccactg cactccagcc	66540
tgggtgacag agtgagactc cgtctcaaaa aaaaaataaa aaaaaaaaaa gaattcaaaa	66600
attgtagagt tatagtgtgc ttctagttta gttgagagga catctgtcct tcaaggaagg	66660
ctagaatcta tacctgagt cttactgaa atcaatccag cagtcaaac atgggaccaa	66720
cgatcacagc agtaagatag gaagagcacc tttgtacatt tagctcatgt tgagataagc	66780
cactgacaga gctgaaggaa gctcacagtt ctgggttcca tcctttggca tttaaaaaga	66840
aaagtgctaa gaaattcgg ttggtcacgg tggctcacgc ctgtaatccc aacactttga	66900
gaggccaagg caggcagatc acgaggctag gagttcgaaa ccagcctggc caacatggtg	66960
aaaccccgct tctactaaaa acagaaaaat tagccgggca tggtggcgca tgcctataat	67020
cccagctact caggaggctg aggcaggaga attgcttgaa cccgggaggg ggaggttgca	67080
gcgagtgaga gcaggccact gcactccagc ctgggagaca gagcaagact ctgtctcaaa	67140
aaaaaaaaag aaaaaagaa agaaaggaaa aaaagaaaga aaaaaaaga aaaaagaaaa	67200
ttcaggccag gccaggcctg gtggctcaca cctgtaatcc caacactttg ggaggctgaa	67260
gcgagacggt gccttagccc aggagtttga gaccagcctg agcaacatag cgagaccctg	67320
tctctataaa aaaaaatfff tttttggcca gacgcagtgg ctacgcctg taatcccagc	67380
actttgggag gccgaggcag gtggatcacg aggtcaggag atggagacca tcctggctaa	67440
cacggtgaaa cccatctct actaaaaaat acaaaaaatt aaccgggctg ggtggcgggc	67500
gcctgtagtc ccagctactc gggaggctga ggcaggagaa tggcgtgaac ccgggaggcg	67560
gagcttgacg tgagccgaga ttgcgccact gcactccaga ctgggagaga gtgagactcc	67620

-continued

gtctcaaaaa	aaaaaaaaaa	aaaaaaaaat	taattgtcag	gtgtgctggc	atgcagctgt	67680
agtcctagct	actcgggagg	ctgaggtaag	aagatcgctt	gagcccagga	gttcaaggct	67740
gcagtaatat	tgctctcac	tctaccctgg	gtgacaatga	gacctctct	caaaaagaaa	67800
gaaaaaagg	aaagaagaaa	agaaagaaa	aaagagaaga	aaggaaggaa	gaaagaaaga	67860
aaaagaaaag	gaaggaagga	agaagaaaa	aaaagaaaga	aagaaaagag	agagaagtgc	67920
aaagacaaa	gggtcaggat	cccaaaatag	tttttatgtt	ttatttattt	atttacttat	67980
ttatttttga	gacagtatgg	ctctgtcgcc	caggctggag	tgcagtgatg	cgattgcggc	68040
tcactgcagc	ctccaaactg	ggctcagggt	gccctccac	ctcagcctcc	cgagtagctg	68100
ggaccacagg	cgcgtgccac	catgccacgc	taatttttta	attctttgta	gagatgaggt	68160
ctctatatgc	tgcccaggct	ggtctcgagc	tcctgggctt	aagccatcca	cccgctggg	68220
cctcccaagg	tgctgggatt	acagaagtga	gccaccgcgc	ctaactcgggt	ggtttgtttg	68280
tttattgacg	gggtctcgct	gctgcccagg	ctggagtgcc	agtggctgtt	cacaggtgca	68340
gtcctggagc	attgcatcag	ctcttgggct	ctagcgatcc	tccagagtag	ctgcagctgg	68400
gattccaggc	gcgccaccgc	gcggggctca	gaatgggttt	ttatatagg	ggttatgctg	68460
ccacctagag	gatatatgta	gtaccgaact	gtgtgcgcag	ggaggctgag	gttgcaagtga	68520
gccaaagtga	tgccagggca	ctccagcgtg	ggtgacagag	caagatttca	tctcaaaaaa	68580
aaaaaaaaaa	aaaaaaaaaa	aagaattgaa	agtaaggtct	tgaagagata	tttgtgcctg	68640
tatggtcata	gcagtattaa	ctttgaccca	ctagctaaaa	cacaaaagca	acatgtgtct	68700
gtcagcaggt	gaacggataa	acaaaatgtg	gtatatatgt	acaattgaat	attattcagc	68760
ctttaaaaa	gaataaaagg	ctggatgcgc	gggctcacgc	ctgtaatcct	aacactttgg	68820
gagactgagg	tgggtggatc	acccgagggt	aggagtgtga	gaacagcctg	gccaacatgg	68880
tgaacttcaa	tctctactaa	aaatactaaa	attagccggg	catggtggca	cttgtctgta	68940
atccaaagcta	ctggggaggc	taaggcagga	gaattgcttg	aactcaggag	ccggagggtg	69000
cagtgcagta	agatggcacc	actgcactcc	agcctgggca	acagagttag	actccatctc	69060
aaaacaaaca	aacaaaaaat	tattattttc	aaagaaacaa	gacctgggt	ccatttccca	69120
gccacacact	gatgttgact	cacaacacac	agcctggttt	gctatgagcc	tgcttcattt	69180
aattgtcacc	ttaacttcac	atcaccctca	agtcctggaa	taactctttg	ctgacctttg	69240
tgtgtctgagc	catctccatg	tcgctcaacg	tgcagtcctc	ctcactgcac	tgagtcaata	69300
gccagacgtg	gtctgactgc	agggtcatcc	ttggtggctt	aggctgactc	gggcatagca	69360
gggtgctctg	agacctcacc	gcataatagg	tttgcccca	ataaactcta	tataatattc	69420
atattatgtg	gtctgggtgt	gtgtagcttt	gcaactgtct	ctcgtgacag	tgccctcaac	69480
ctctttccca	ggatttcctc	ctctacctcc	tcaagtccca	ctgctctgca	aagacaaaaa	69540
gctgcagagt	cccagctccc	tcctttacac	cccacgacgc	agcctcctct	ctcagaaccc	69600
tttaaacaga	gtcttttact	gcagatccca	agaacagcca	cacctctctc	tcccaccac	69660
tccagacaca	cccaggaat	tatagcacc	agggttaacta	tgtagatgga	gtccctggaa	69720
catgtggata	gtgccccctg	ggagtatgca	aaagcaacat	tgctggcacc	tgcaagagac	69780
agggtgacat	ccaggaatca	gagcatgggc	ctctgggagg	tagggatgtg	gccaggcagg	69840
ctgccaaaaa	ttggtagagc	aaggccacag	gatctttctg	accttccttc	caaacagagg	69900

-continued

ctcctgtact	ggtgatccct	gtgttgattg	accactccct	tcctgggggt	cgtggtctct	69960
gtcccagttg	cccggacttc	tgtgagtgtc	ctactgaggt	ccttttcatg	agaagcatgc	70020
tgctcctcca	cctgctggga	gcaagagtga	caacttcaat	actataatag	cagtggcata	70080
cagagaagaa	gaaagatgaa	gtggcaagaa	aaacaggctt	ccaagcagga	gtttttctat	70140
aaaaacaaaa	acgtttacaa	gcaaactttt	tataaagggc	tagatagtaa	atatttttagg	70200
ctttgagagc	cacatagact	tgtttgcagg	gactcaatgt	cgctattgta	gtttgaaagc	70260
agccatcagg	gttatgtaaa	tgagtgagtc	tgattttgtt	tcagcaaaat	tttattttacc	70320
aaaacagaca	atgagtgggc	tggtattggc	ccatgatcct	tagtttgcca	actcctgctt	70380
tggtctcacc	cagatctgat	tttgaattct	ggctctgcta	ctggttagct	gcaggagctt	70440
ggaaggctct	ctgagcctgt	ttcctcatct	gtaaaattaa	agcaataatt	tctaacactc	70500
aagagtgtta	cctcacgcct	gtaatcccag	cactttggag	gctgaggcag	gcggatcacc	70560
tgaggtcaga	agttcaagac	cagcgtggcc	aacgtggcaa	aaccctgtct	ctactaaaaa	70620
atacaaaaaa	tagccgggca	tggtggcgcg	catctgtaat	cccagctact	tggtgaggctg	70680
aggcagggat	actgctagaa	cctgggaggt	ggagcgtgca	gtgagtggag	atcacacctc	70740
cacactccag	cctggccgac	agagcgagac	tccatctcaa	aaaaaaaaaa	aaaaagagtg	70800
ttagaaggtt	ttgagataat	gaataaaaga	tgccttgtgt	atactaagta	ttcaacaact	70860
gatagctgca	ttggtctaata	tataacagtt	tagaagcgat	tgagtcaaca	aatgctggat	70920
ttgtcaggga	ggacttccta	tcaggaggta	gatcttgggc	tgagtcctga	agcaaagata	70980
ggcattggat	agaggagttg	agagaacacc	ctaggactgt	tattattatt	attcgacacg	71040
gagtcctctg	ctctgtcacc	caggctggag	tgcagtggcg	cgatctcggc	tcaactgcaac	71100
ctctgcctcc	caggttcaag	cgattctcct	gcctcctaag	tagctgagac	tacagggtgtg	71160
tgccaccaca	cccggctaata	ttttatatatt	ttagtagaga	cagagtttca	ccatgttggc	71220
catgctggtc	tcgaactcct	gacttcaggt	gatccacccg	cctcagcctc	ccaaagtgtct	71280
ggaataacag	atgtgagcca	ccgcacccag	cccagaacca	tttttcaatc	cttggctctg	71340
ccttttatta	gctgcaagat	ctcaggcaat	ttattttaacc	tctccaaaga	ctcattttct	71400
cattcacaaa	atgaggcaaa	taataatata	tactatccca	ggttgatcatg	agaattaaat	71460
gcaacatgac	atttaatgaa	atgagaagtc	ccttggacat	taactggcta	aagtatgtgc	71520
tcgacaagga	tatcatttta	ggtggatact	tagcatctca	gaactgatgc	tcacaatgga	71580
atatcatatg	aacgcattaa	aattcatttt	aatgattgt	aggtagtgag	gcaattgaaa	71640
gaagaagaca	agaggactga	ttataatgct	tcaggctcac	tagtctcctt	ttaggaggga	71700
aaaacaattt	caagttaaat	tttaggctct	agatttttac	ccctgctgct	cattagaatc	71760
accagatttg	atgaaatcag	agcccatctg	aggctgtgtt	tttcatctcc	agaatgagag	71820
ctgttggtgg	gattaagttt	ttgaaaaagt	acatctaaca	ggtgatcgaa	aatgatatgtg	71880
atattatttc	agtgatggtc	attattgttg	ttattattat	actgaaagag	gcttcagttt	71940
tctgatccat	aaagtgaggg	aattgcatga	gaccattgct	aagattcctt	ctagctctgt	72000
ttttttgttt	ttgtttttta	gacagagtct	ctgtcgccca	ggctggagtg	caatggcatg	72060
atcttggctc	actgcaacct	ccgcctcccg	ggttcaaatg	atcctcctgt	ctcagcctcc	72120
gaagttagctg	ggactacagg	cacacaccac	catgccacgc	taacttttat	atttttaata	72180

-continued

gagggtggggt	ttcacatata	tggtcaggct	ggtctcaaac	tcctgacctc	aggatgatcca	72240
cccgcctcgg	cctcccaaca	tgctgggatt	acaggcatga	gccactgtgc	ccaacccctt	72300
ctagctttct	tgatcactga	ttctaggggt	ctctgctgaa	atatatttga	gacatcctgg	72360
ataaaagatc	atgcaagagc	tcccaatatg	gtattaataa	ttgattctgg	aggcttagct	72420
actcctgatg	gattagacat	gactcaactg	cctctcttat	gtgtacaaca	caacaacaca	72480
accaagaaag	gttattctgg	cattccattt	attcagttta	tttacagccc	ttacttcag	72540
cagcacgtta	aagatatggc	cagggccggg	tgagtggtgc	caagtctgta	atcccaggac	72600
tttgggaggc	caagggtggc	ggatcacaa	gtcaggagtt	tgagaatctg	gcaattcttc	72660
agacttagaa	gcaaccagct	cgataacaca	gtcttggtg	ggctctccct	ctgtccctcc	72720
ctcgcttccc	tcattttcca	tccttgcccc	tgagactgtg	caccttcaca	tagccctgcc	72780
atgagacctt	catctcaggc	tttgctttct	gggtaactg	aggctaaaca	ctgagtggtc	72840
ctaaaagagg	attgggattt	ggaagttaga	ttattcacca	gagaacagac	tttgctgatg	72900
atcaggccca	ggttgtaatt	gttgaaaaa	agagaggatg	catagtctta	tctcatctcc	72960
tagtcaaagt	caacaccatg	ataaataaga	gtcaaatcct	gagatgtgaa	ttggggacat	73020
ttgagtggtt	aaccctgaga	agcttgccac	ttcagacccc	tcaatacccc	tgctccccag	73080
agaaggctgg	acattgacct	cagcacaggc	aggagccctg	caagatgcc	ttgtctctac	73140
taaagatgga	ccctccact	ctgtttctag	gtaaataacc	aaagtcaagt	ctccacacag	73200
cctgagcaag	aaagtcagag	cctgtctacg	gagaaaatac	cacactggcc	aaaggattca	73260
ctagccctgg	ccactgtgtg	tgagggaac	cagggaatca	tgtgtgggag	tcaatgttga	73320
agctgttgga	ctgggggtgg	ggtggaatat	aagcctggcc	ctggggagtt	tttcccgttt	73380
gagggccttt	accacacaact	caagatccag	tgctatagca	ggagatccca	gagctagtcc	73440
taacagatgg	tcaggattga	acttgcccta	gagtaaaatg	aggaggatag	tgccagaact	73500
ttctcaacat	actattgagg	aagaggtcag	aaggcttaag	gaggtagtgt	aactggaaag	73560
gggtcctgat	ccagacccca	ggagagggtt	cttggaacct	gcataagaaa	gagttcgaga	73620
cgagtcacc	cagtaaaagt	aaagcaattt	tattaaagaa	gaaacagaaa	aatggctact	73680
ccatagagca	gcgacatggg	ctgcttaact	gagtggtctt	atgattattt	cttgattcta	73740
tgctaaacaa	aggggtgatt	atttgtgagg	tttccaggaa	aggggcaggg	atttcccaga	73800
actgatggat	ccccccactt	ttagaccata	tagagtaact	tcctgacgtt	gccatggcgt	73860
ttgtaaactg	tcattggccct	ggagggaatg	tcttttagca	tgtaaatgta	ttataatgtg	73920
tataatgagc	agtgaggagc	gccagaggtc	gctttcatca	ccatcttggt	tttggtgggt	73980
tttgcccgcc	ttctttatca	catcctgttt	tatgagcagg	gtctttatga	cctataactt	74040
ctcctgccga	cctcctatct	cctcctgtga	ctaagaatgc	agcctagcag	gtctcagcct	74100
cattttacca	tgagtcgct	ctgattccaa	tgctctgac	agcaggaatg	ttggaattga	74160
attactatgc	aagacctgag	aagccattgg	aggacacagc	cttcatttag	acactggcat	74220
ctgtgacagg	ctgggtgggt	gtaattgtct	gttgccaggt	gtggactgtg	ggagatgcta	74280
ctactgtaag	atatgacaag	gtttctcttc	aaacaggctg	atccgcttct	tattctctaa	74340
ttccaagtac	cacccccgcg	ctttcttctc	cttttccttc	tttctgattt	tactacatgc	74400
ccaggcatgc	tacggcccca	gtcacatctc	ctttccttat	ttaaaaatg	actggggctg	74460

-continued

ggcgcggtgg	ctcatgcctg	taatcccagc	actttgggag	gccgaggcgg	gcggatcatg	74520
aggtcaggag	atcgagacca	tcctggctaa	cacggtgaaa	ccccgtctct	actaaaaatg	74580
caaaaacatt	agccaggcgt	ggttcagagt	gcctgcagtc	ccagcggctc	aggaggctga	74640
ggcaggagaa	tggcgtgaac	ctgggaggtg	gaggttgcaa	tgagccgaga	ttgtgccact	74700
gcactccagc	ctgggtgaca	gagcgagact	ccgtctcaaa	aaaaaaaaaa	aaaaaaaaaa	74760
tagctgggca	tgggtggcgg	tgccctgtaat	accagctact	ctggaggctg	aggcaagaga	74820
atcgcttgaa	cccagtaggc	ggaagttgca	gtgagccgag	atcttgacac	tgactccag	74880
cctggtgaca	gagtgcagct	ctgtctcaaa	aaaaaaaaaa	agaaaaaaaa	agacagaaag	74940
aaagagcaca	gacagagtca	caggtatttg	cagtaggaag	ctgtcagggt	agagtgcacg	75000
gaaatagaaa	gtatatttta	cacttacagc	acatcttcgt	ttgattagcc	acatttaaaa	75060
tactgaatag	caacgtgtgg	ctatttagta	ttcactaaaa	tcttgacag	tgcaagtcta	75120
aagaatcctt	gatccgtccg	gcatggtggc	tcacgccttt	aatcccagca	ctttgggagg	75180
ccaagtgga	aggatcactt	aaggtcagga	gttcgagacc	agcctggcca	acatggtgaa	75240
acctcgtctc	tactaataat	acaaaaaaaa	ttagccgggc	atggtggtgc	atgcctgtaa	75300
tcccaggtag	ttgggaggct	gaggcaggag	aatagcttga	atccaggagg	cgctgcagtg	75360
agccgagatc	atgccatgcc	actactgcac	tccagcctgg	gcaacagagt	gagactgtct	75420
caaaaaaaaa	aaaaaaattg	ttgggcgtgg	tggctcacgc	ctgtaatccc	agcactttgg	75480
gaggctgagg	ggggtggatc	acctgggttc	tggagttcga	gaccagcctg	gccaacatgg	75540
tgaaacccca	tctctactaa	aaatacaaaa	attagctggg	cgtggtggtg	ggcacctgaa	75600
atctcagcta	ctcaggaggc	tgaggcagga	gaatttcttg	aaccaggag	gcagaggttg	75660
cagtgcagca	agatcgcgcc	tctgcactcc	atcctgggtg	gcagagcaag	actatgtctc	75720
aaaaaaaaaa	aaaaaaatc	ttgattgtct	ggacattctg	cagaacatca	tatggagaca	75780
ctatgttgac	gacatcatgc	tgattgtaag	caagaaatgg	caagtgttcc	agaaacacag	75840
tcaagacaca	tacatgccag	aaggtgagat	ataaactcta	ctaagattca	gtggcctgcc	75900
acactggtga	cattttttaa	cctgctagat	gtttgtgtag	aaaaggattt	aaccttgccc	75960
aaagaggggt	ctggcctttg	tcccagcta	ctggacataa	tctctttaa	ctcttgaaat	76020
atcattcctg	atagaagtat	ttttgttttg	actagggggc	ttgggccagc	cagatagcaa	76080
caatgtgatc	tgggttgggg	gctttggatc	agggtggcatc	agtgtgacct	cctgagtggc	76140
tagagactag	aatcaaccac	atgggcagac	aaccagctt	acatgatgga	attccaataa	76200
agactttgga	cacaagggct	tgggtaagct	ttcctggttg	gcaatgctct	atactgggaa	76260
acctattctg	actccatagg	gagaggacaa	ctggatatct	tcatttggtg	cctccctggg	76320
ctttgcccta	tgcatttttc	ccttgtctga	ttattattat	tattatgaga	tggaaatctg	76380
ctctgtcacc	caggctggag	tgcatgtgaa	tgatctcaac	tcaactgcaac	ctctgcctcc	76440
ccggttcaag	cgatttttct	gtctcggcct	cccagtagc	tgggactaca	gatgcatacc	76500
accacacccg	gctaattttt	ttgtattttt	agtagagacg	gggtttcacg	ttagccagga	76560
tggctctgat	ctcctgacct	catgttccgc	ctgcctcggc	ctctcaaagt	gctaggaata	76620
catgtgtgag	ccaccgcgcc	cagccccctt	ggctgattat	taaagtgtat	ccttgagctg	76680
tagtaaat	taaccgtgaa	tataacagct	tttagtgagt	ttgtgagca	cttctagcaa	76740

-continued

attatcaaac	ctaaggatag	ccttggggac	ccctgaactt	gcagttggtg	tcagaaataa	76800
gggtgctcat	gtgtgtacca	tgccctctaa	ttttgtagtt	aattaacttt	cacaacttta	76860
ttattaccgc	ttacactcaa	tgtttattca	catttatcca	cataccactt	attctagtgc	76920
cttgcatcaa	agactttcta	tctcatgtac	tttattctgc	ttgaagtaaa	tccttttagga	76980
tattcttttt	tttttttaaa	ctttgcacat	acatactttt	attttttatt	tatttttaat	77040
tttgttattt	ttgtgggtac	gtagtagata	tatgtattta	tggagtacat	gagatgtttt	77100
gatacaggca	tgcaatgtga	aataagcaca	tcattggagaa	tggggtatcc	atcctctcaa	77160
gcaattttatc	cttcaagtta	caaacaatcc	aattacactc	tttaagttat	tttaaaatgt	77220
acatttaatt	ttgtattgac	tagagtcact	ctgttggtct	atcaaatata	attttttttt	77280
tttttgagac	agagtctcac	tcagtggccc	agactgaaag	tgcaagtggca	caagctcggc	77340
tcacttcaat	ctctgcctcc	ctggttcaag	cgaatctcct	gcctcagcct	cccacatagc	77400
tgggattaca	ggcacacacc	accatgccca	gctaattttt	atattttttt	agtagagacg	77460
ggttttcgcc	atgttggtcca	ggctggtctt	gaactcctgg	cctcaaatga	tctgaccacc	77520
tcagcctccc	aaagtgcctag	gattacaggc	atgagccacc	acacctggcc	aaaatagaat	77580
attcttttagt	gaggtctgct	ggtgacaatt	tttttctttt	ttttgagact	gagtctcgct	77640
gttgatcagc	tgggctggag	tgcaatagca	cgatctcagc	tcaactgcaac	ctccacctcc	77700
cggattccag	caattctcct	gcctcagcct	cccaagtagc	tgagagatta	caggcaccca	77760
ccaccacacg	cggctaattt	ttgtattttt	agtagaaatg	gggggttcacc	gtgttggtcca	77820
ggctggtctc	gaactcctga	cctcaggtga	tcacccacc	ttggcctccc	aaagtgcctg	77880
gattacaagc	atgagccacc	acgcacagcc	aattttttcc	gtttttgtct	gaaatcttat	77940
tttgtgtcat	ctttgaaata	tatttttgat	ggatataaaa	ttgttggttg	atagttatta	78000
tcattattat	tattattttg	agacagggtc	tcactctggt	gcctatgctg	gggtgtagta	78060
atgtgatctc	ggttcactgc	agacttgacc	tcctagggct	cagggtgatct	tcacacctca	78120
gcctccctag	tagctgggac	tacagatgca	tgccaccata	cccaactaat	ttttctattt	78180
tttgtagaga	tgaggctttg	ccacatttcc	caggctggtc	tctaactcct	gagctctagc	78240
aatccaccca	ccttggcctt	acaaagtgtc	gggccatgac	tagccagcag	ttacttttta	78300
tagcatattg	aatattttaat	atgaatcttc	tggcatccac	tgtaaactgtt	taaaaaatca	78360
gctgtttact	tggcactcct	tttttttttt	ttttttttga	gacagagtct	tgccctgtcg	78420
cccaggctgg	agtgctagtg	cgtgatcttg	gctcactgca	agctctgcct	ccgggttcca	78480
cgcattcttc	ctgcctcagc	ctccggagta	gctgggacta	aaggcgcccg	ccaccacgcc	78540
cggctgattt	ttttgtattt	ttcgtagagt	tggggtttca	ccgtgttagc	caggatggtc	78600
tcgatctcct	gacctgtga	tctgtccgcc	tcggcctccc	aaagtgcctg	gattataggc	78660
gtgagccacc	gcgccagacc	tctttttttt	tttttttttag	acggagtctt	actctgtcat	78720
ctaggctggt	gtacagtggc	gtgatctcag	ctcagtgcga	cctccacctc	ctgcctcagc	78780
ctgccaata	gctgggatta	cagggtgcgt	ccatcacgcc	cggctaattt	ttgtattttc	78840
agtagagatg	gggtttcacc	atgtaggaca	ggctggtctc	gaactcctgg	cctcaagtga	78900
tctgcctgcc	ccagcctccc	aaagattaca	ggcatgagcc	accgcacccg	gccaaagtagc	78960
actccttga	aggtaatctg	cttccctctc	ccctagcaat	ttttaacaat	ttttcttcat	79020

-continued

ttttatttcc	tgaagttttg	ttattaataa	tctgtgtgca	gatttctttg	tatttctttt	79080
gtttgcagtt	catagtgatt	cttgaattag	tgtgttggtt	tctgttatca	ccacaggaaa	79140
attgtcagcc	gttagctttt	caaataattc	cttgctaaat	tctctcttct	cccccttcgg	79200
tacaattgat	ttgattaaaa	ctaaaaccag	ggccgggtgc	agtgactcat	gcctgtaatc	79260
ccaacacttt	gagaggctga	ggcagggtga	tcacctaagc	tcaggagttc	aagaccagcc	79320
tgccaatat	ggtgaaaccc	cgtctctact	aaaaatacaa	aaattaccag	gcatgggtgc	79380
acacatttgt	agtcaggagg	ctgaggcagg	agaattgctt	gaatccagga	ggtggagggt	79440
gcagtgaagt	gagatccac	cactgcagtc	tggcctgggc	gacagagtga	gatgagaatc	79500
tgtctcgaaa	aaaaagttta	tgaatgtttg	ataaactata	tttgtagtaa	tgtttgttgt	79560
agaatactat	tcattgattt	ttaaacaatg	ttagattaaa	ccattcactg	gatttgtgat	79620
aattaactta	ctgattttac	ctcactgatt	tgttgtaatt	aatacaactg	gtataaaaag	79680
actgtgacga	ggccgggcat	ggtggctccc	gcctataatc	ccagcacttt	gggaggctga	79740
ggcaggcgga	tcacctgagg	tcaggagttc	aagaccagcc	tgaccaacat	ggtgaaaccc	79800
catctttact	aaaaatacaa	aattagccgg	tcgtgggtgt	gcatgcctgt	aatcccagct	79860
cttcgggagg	ctgtggcagg	agaatcactt	gaacccggga	ggtggagggt	gcagtgaacc	79920
gatatcgctc	cattgcactc	cagcctgggc	aacaagagcg	aaactccgtc	taaaaaaaaa	79980
aaagaaaaaa	aacacataaa	acaaaacaac	actgtgacgg	ttcccaaaaa	ttaggagcat	80040
aattaagga	actcctgata	aaaattaatt	ttatcttaca	tgtaaactaa	aatgacttta	80100
tgaagttaat	tcagaaatac	aatgcagggt	attagtttgc	cacagctgcg	tattcagcct	80160
aatgtaatat	tcttgttatt	tttaaattct	tcttttaact	ttactcata	gtggatcatc	80220
aaatttcaaa	agattaaatg	acaatactct	tagcagcaag	cttccctaag	catataaaca	80280
ttttaatggg	tgatgattca	gaaggtaccc	gaagaatatg	tactgccaga	tatcattcac	80340
ccccatatac	ctgcccagca	gacatcccat	tttgggaccc	tgataaatg	tgtgggtgga	80400
gagaaagata	ggagaaagtg	gtataagcaa	atggcttttg	agtctgattg	acagcgattg	80460
aaatcctgtc	tctacctctt	aacagcctca	tgatcctaca	taagttaccc	cgatcctcag	80520
ggccacatct	gtaaattggg	ggttgcgatg	gcagccatct	cacagggtct	cttttcgggg	80580
aagggcagga	attatggatt	aagtgaagta	gtaattgtaa	agcacttaat	acaaggaggg	80640
cgcataataa	gtacttcata	aataatgacg	gccattatca	tgactgaggt	gtatgcagct	80700
gtcggggatt	acgcgagctt	cagaattttc	ggtgggcagg	gctcaaaggc	agcaaatcac	80760
actggaagtc	gaggtgaggc	actgcttctg	cacagactgc	ttagctggag	agaatgagga	80820
aggcttagag	gagatttaga	ggaacttaga	gtcctccgcc	tccaactctg	tgggatctgc	80880
tcccgtagca	gagacattca	ggggattttc	cgcactctcc	cctcccctac	gtccctcccg	80940
ccccatccaa	ctaaccacac	aacacataca	aaatagcccc	tgcgagggtc	tgcacgctgg	81000
aagggaacag	gagaaggggc	ctgcgctttc	ttgctgatgc	cctgtacttg	ggccctgggt	81060
agacacagcc	acttgtcccc	tcagcctgca	gagaaatccc	acgtagaccg	cggccgggtc	81120
cttggttca	gccaatctcc	ctttgggtgg	ggtgggatgc	acgatccaag	gttttattgg	81180
ctacagacag	cgggggtgtg	tccgccaaga	acacagattg	gtcccgagg	gcattctcga	81240
tccctgggtg	ggcgccgctc	agcctcccg	tgaggcccg	gccgaggcca	ggagggaagc	81300

-continued

```

gccagaccgc gtccattcgg cgccagctca ctccggacgt ccggagcctc tgccagcgct 81360
gcttccgtcc agtgcgcctg gacgcgctgt ccttaactgg agaaaggctt caccttgaaa 81420
tccaggcttc atccctagt tgcgtgtgac cttgagcagt tgactttatt ttctagtgcc 81480
tagttttcca gataccagga ctgactccaa ggactattac tcatctggag ggtttagcac 81540
agtaccgtcg catagtaaat ttccatgtca gttttggtta ctttcatgc acttgcaaac 81600
atgccatgct ctgaaacgaa ataggcacat cttttttttt ttttttttta aggagtcttc 81660
ctctcgccca ggctggagtg cagtggcgcg atcttggctc actgcaacct ccacctcccg 81720
tgttcgagat tctctgcct cagcctcctg attagctggg actacaggca tgccacgacg 81780
cccagttaat ttttgtaatt ttagtagaga cggggtttcg ccatcttggc caggctggtc 81840
taactcctga ctcagtgta tctgactgcc tcagcctctc aaagtgttg gattacaggc 81900
ataagccact gcactcggcc agaaatgaaa taagtaaatc ttttaacctg ctctaacaat 81960
atagtgaata gaccatatta ttattagagc aggttaaggg atttgctat ttcgggttct 82020
agttatagtc ttaaacttgg acattcttgt agaaagtaaa aagtttctc ttcaggcttc 82080
ccctctctgt taaagaatac atcataagtg ttagaagtaa tagtttattt taaagactaa 82140
ctttcttcaa gcctccttgc tttgtgctaa taactctttg ttaagcccta tcctatgtaa 82200
ctgttggaac tgctcacagg cagctccag ttcacagcct atgcccttc cttatttgga 82260
aatgttattg cttccttaaa ctttcggta agcaacttc tctcctctt cgttcttct 82320
tgcaacttacc tatttagaaa gttttaggct attagcaaat cggctatcag tttaagagtg 82380
tgaggctccc ctccagcaa tggatgcagg acatagcagt gaggacgacc caaatgcgta 82440
agggataaat atgtttgctt ttcctttgtt cagggtgtgt ctcgacatcg ttccatctgc 82500
gattgagcac ctttcttgc gaaagtaaag attgccttgc tggagatctt ttgtctccgt 82560
gctgactttt cttcgtggca cagattatct atttctaaca attttggtat ttctaacatt 82620
ctgaacaatc ttgggctagt tgtctcttct gggcctgtt ccccatccgt cacatgataa 82680
acttcattgg tttaaaaacc ccagcgaaca tttattgagt tactattacc ttctgcccct 82740
ccccaacccc aacccaggg agcagttaca acctcagccg ctgagcgcac tcgcccgggtg 82800
ttaagaagca ccaaagacag ggaggcttga ttgatttgc tttgggagta gaggtcaga 82860
agattcacag gaaaatggca tttgagcaag gatgattcac tggagctagc ttttaaatac 82920
tggcgaggct tttatgttgc agtcccttac aaagttgagc attcgcaggg actgcactcc 82980
gaaataagcc cgcttccct tttcattcgc taatgatcca gggagctgct ggttccgcat 83040
gcggcaggtt gtgccttttc ctaatcaggg ttctgcatcg cctcgaacct gcaggccgtg 83100
gcgggttctc ctgaggaagc agggactggg gtgcagggtg aagctgctcg tgccggccag 83160
cgctgtgag caaaactcaa acggaggagc aggggggtc gagctggagc gtggcaggt 83220
tgaccctgcc ttttagaagg gcacaatttg aagggtacct aggggcccga agccggggac 83280
ctaaggcccc cccgttcca gctgctggga gggctccgc ccaggaggat tagttttgca 83340
gagactgggt ctgcagcgct ccaccgggg ccggcgacag acgccacaaa acagctgcag 83400
gaacggtggc tcgctccagg caccagggc ccgggaaaga ggcgcgggta gcacgcgcgg 83460
gtcacgtggg cgatgcgggc gtgcgcccct gcaccgcgg gagggggatg gggaaaagg 83520
gcggggccgg cgcttgacct cccgtgaagc ctgacgcggg gaaggaccgg aactccgggc 83580

```

-continued

ggcgcgcttg	ttgataatat	ggcggctgga	gctgcctggg	catcccagg	aggcggtggg	83640
gccactccc	ggaagaagg	tccttttcg	cgctagtga	gcggccctc	tggaaccgga	83700
agtcggggc	ggttgctgaa	tgaggggagc	cgggccctcc	ccgcgccagt	ccccccgac	83760
cctccgtccc	gaccggggc	ccgcatgtc	cttcttcgg	cgaaaggta	gctgagggg	83820
cgccggcggg	gagtcaggcc	ggcctcagg	ggcgcggtg	ggcgaggtg	gcctgcgag	83880
gctttcccca	aggcggcagc	aaggccttca	gcgagcctc	acctcggcgc	agatgcccc	83940
tgagtgcctt	gctctgtcc	gggactcttc	tgggaggag	aagggtgcct	tcttgcgca	84000
ggtcagagga	gtattgtgc	gctggttcag	aagcgattgc	taaagcccat	agaagttcct	84060
gcctgtttg	ttaagaacag	ttcttaggtg	ggggttagtt	ttttgtgtt	tctttgagga	84120
ccgtggatca	agatcaagga	aatctcttta	gaaccttatt	atggaagtct	gaagtttcca	84180
aatgttgagg	gttttatgtc	taaaagcaac	acgtgaaaa	attgttttct	tcaccagtg	84240
ctgtcttcca	atttcctctt	tggggggagg	ggtagtact	gctgttacta	aaataaaatt	84300
acttattgt	aaagttcccc	aacaggaaga	ccactacttt	tgatgacttt	ggcaagtttg	84360
ctaactactg	gaacctaac	ttacaaacga	actacttaca	tttttgattt	ccagttgtat	84420
tacctgcccc	atgtttacgt	agaaacagct	taattttgat	tctgggtaac	gttgttgac	84480
ttcattaaaa	atacatatcc	gaagtgagca	agtatgggtc	tgtggacagc	agtgattttt	84540
cctgtcaatt	cctgttgctt	cagataaaat	gtaccagaca	gaggccgggc	gcggtggctc	84600
acgcctgtaa	tcccagcact	ttgggaggct	tggcggtgg	atcacctgag	atcgggagtt	84660
caagaccagc	ctgaccaaca	tgagaaacc	ccgtgtctac	taaaaataca	aaattagcca	84720
gggtgggtgc	gcatgcctgt	aatgccagct	acttgggagg	ctgaagcagg	agaatcgctt	84780
gaacctggga	ggcgagaggt	gcggtgagcc	gagatagcac	cattgcactc	cagcctgggc	84840
aaaaagagcg	aaactccgtc	tcaaaaaaaa	agtaccagac	agaaatgggt	ttgttttct	84900
ttttttgttt	tgagacggag	tttcgctctt	gttggccagg	ctcgagtga	atggcgcgat	84960
ctcagtctcg	gctcactgca	acctctgtct	cccaggttta	atcgattctc	ctgcctcagc	85020
ctcccaagta	gctgggatta	cccatgcccc	accatgccc	gctaattttt	gtatttttag	85080
tagaaacggg	gcttcaccat	gttaggctgg	tcttgaacct	ctgacctcaa	gtgggcctcc	85140
cacctcggcc	tcccaaagtg	ccaggattac	aggcatgagc	caccgcggcc	agccagaaat	85200
gggttttgga	aaaagcacta	aacaaaaatcg	aacttggttt	catatgacag	ctctgctgct	85260
aactgtaaca	ggggcagacc	agttaacct	ctttctgtc	ttctgtcagc	tgagaattag	85320
atgattccca	aaggccatt	gaactctgaa	tgactttaaa	tacttcttct	taagtgggta	85380
cacggttttg	gtaactgatg	ccaggtagtg	aatgcatgaa	agtgccta	aatgaaacc	85440
ggtaaaatag	taggaggaag	ctttattggt	aaggcaggg	tataccta	agctctctaa	85500
tttattggta	ttgaagtgg	taacttttgt	tttttaagg	ggggaaaaca	ttctaagaat	85560
aatgaggcaa	actgcatatt	gcacaagaga	ctgtgtctc	tattcaacaa	ataccttttg	85620
agtgccaga	gtctgcagg	tgctgtgcta	ggccctcacg	attgagtagt	gaaccagaga	85680
atgtccctgc	acccatggag	cttattgtct	actggggtag	acagataata	aataagcaaa	85740
caaatctctt	ctcttctccc	tttcgctcca	tgtaagtgtg	tgtgtatag	tgtatactta	85800
caagttgagt	aaagtgttat	gaaagattaa	gaggagaaat	gcatttttgt	tagatgttag	85860

-continued

aggactcagc	aggtagacctt	gaaacttaga	gctgaaggat	cagtaggagg	taactagaga	85920
ggccagggaa	tcgcatgttc	aaaggccagg	aggcaagaaa	gagcatgggtg	cccttcaaga	85980
gaggaaagaa	ggctactgtg	actggagcat	agatgtaggc	aagtgttggg	tgattgagag	86040
ctctacgggc	catggttagg	ttttattcct	aatgccgaga	tgccaaacat	ggtggttcac	86100
atctgtaatc	ccagtatttt	aggaggccga	ggcaggaata	tagcttgaac	ccaggagtgc	86160
aagaccagcc	tgagcaacat	gagacctgta	caaacatttt	aaaaaattgc	tgggtatgat	86220
ggtgcacacc	tgtggtccca	gctactcagg	aggctgaggc	agaaggatca	cttgagccta	86280
ggaggtggag	gctacaatga	gccatatttg	agtactaca	ctccagcctg	gatgacaaag	86340
tgagaccatg	tgtcaaacaa	aatacagaaa	gaatattaat	ttaaaatttt	gaaagaggag	86400
tgatctgaac	ttatatctta	aaaagatcat	tctagggcat	ggtggctcat	gcctgtaatc	86460
aagggtcttg	ggaggctgag	acaggaggat	cacctgaggc	cagttcgaga	tcaacctgta	86520
cagcatagag	agactccatc	tctacaaaaa	gaaaaataa	atagctgggt	gttgtgagtt	86580
attcaggagg	ctgaagcaga	aagatcactt	gagccagga	gtttgaggct	gcagtaagct	86640
atgatcccac	cactgcaaca	cagttagatc	ttgtctcaa	aaaaaaaaaa	aatcattcta	86700
ggtgcttttt	ggaggctgga	tgtggttaaga	gtagaagctg	gagatgggtc	tgttagggat	86760
tcgattcaga	ctttaaatat	catcaatgca	ttgagtccca	aatttacatc	actacgttgg	86820
atccttgccc	ctgaatccag	actggtatat	ccaactttag	gttcagtttg	tatctctacc	86880
tgaccaatat	agaggtgtcc	agtctttttg	cttccctagg	ccacattgga	agaagaattg	86940
tcttgagcca	cacatagagt	acactaacgc	taacaatagc	agatgagcta	aaaaaaaaatc	87000
gcaaaaacta	taatgtttta	agaaagttaa	cgaatttggt	ttgggcacat	tcagagccat	87060
cctggggccc	gggatggaca	agcttaaatcc	agtagatacc	ttcaacttac	aatatctaaa	87120
attttatgoc	agatttagtc	attttaaacc	tgctcatcag	tttttctcaa	gaagtagtat	87180
tttggtcttt	tttcttttct	tttttttgag	atggagtttc	gctcttatcg	ttcaagctgg	87240
agtgacagtg	cggatcttgg	ctcactgcaa	cctccgcctc	ctgggttcaa	gtgattctcc	87300
tgccctagcc	tcgcaagtag	ctggaattac	aggcatgcgc	caccatgacc	agctaatttt	87360
tgagagacag	gtttcaccat	gttggtcagg	ctggttttgt	actcctgacc	tcaggtgac	87420
tgctgcctc	ggcctcccaa	aggctgggat	tacaggcatg	agccaccgct	cccggctgca	87480
tttttgatt	tttagttgct	cagcccaaaa	ctttagtaca	tctttgaacc	tcttctttcc	87540
tcctactcta	tatctgatcc	atcagcaaat	ctgttaggtc	tacctcacac	atatcgaaat	87600
cctaccacgt	ctcaccatct	gtgacaatta	acaccctggt	ctaggcagtc	atctctgtta	87660
agattgagtg	gttaaggatg	tcctctaagg	agatgacatt	caaactctag	cttaaatgtc	87720
aagagggagc	tggttttata	aagattgagg	aggcagcatt	attttgccat	aggcttccat	87780
ttggtttcca	ttccattctt	gatacttatg	gtatatattc	aaaacaaatg	cacagaaaca	87840
gaccaggtta	tattgggaat	ttcggaatata	gagttcctag	ttgggaaaag	atagactgat	87900
ctgtaaatga	tgctagttaa	ccatcatctg	gcaaaaaata	atttcctgcc	tcctctcata	87960
tatctcagat	caacagactt	tttctgttaa	gggcaaatc	ataaatattt	taggctttcc	88020
agaccatatg	gtttctgtca	cactctcctt	tatccttgaa	gccatagaca	atatgtaaac	88080
aaatgggcat	ggctgtgcta	cgataaaact	ttacttacaa	aaactggtag	tgggccagtt	88140

-continued

taggcacggc	cagcactttg	ggaggctaag	gcagatggat	cacttggggg	caggagtgtt	88200
agaccagcct	ggccaacatg	gtgaaaccct	gtctctacta	aaaatacaaa	aaatagctgg	88260
gcatgggtgt	gggtgtctat	aattccagct	actctggagg	ctaagacaca	agaatcactt	88320
gaacccagga	ggcagaggtt	gcagtgcagc	gagatagcac	cactgcactc	cagccagggg	88380
gacggagtct	taaagcaaaa	caaaacaaaa	ggtagtgggt	tgtatttggc	ccatgggctg	88440
tagtttgcca	atccctgatg	cagaacaaaa	ttccaggtaa	ataagagcct	ggaatgttaa	88500
aaaaacaaaa	cttgaagtca	tgtagaagaa	caggtagggg	gaacaatcct	gatctcagga	88560
taggaaggga	tattgcttaa	aataagacac	aggaaaatat	aatccatggt	gtgtaaattt	88620
gactacgtta	aaacttaaaa	ctttcgccaa	gcgcggtggc	tcacgcctgt	aataccagta	88680
ctttgggagg	ccgaggtgag	cagatcacca	ggtcaggaga	ttgagaccat	cctggctaac	88740
acggtgaaac	cccgctctca	ctaaaaatac	aaaacattag	ccgggcgtgg	tggcgggcgc	88800
ctgtagtccc	agctacttgg	gaggctgagg	caggagaatg	gcctgaaccc	gggaggcgaa	88860
gcttgacgtg	agctgagatc	gcgcactg	actccagcct	ggcgacaga	gtgagattcc	88920
gtctcaaaaa	aacaaaacaa	aacaaagcaa	aaaacctaaa	actttcatac	aataaagtat	88980
acctaagata	cttctagaag	agaagattta	catccaggac	gtgtatggaa	tttctgcaag	89040
taataagtaa	aagacaaggg	acatgaagag	gcagttcaca	aaagagggaag	ccaaaatgac	89100
caataaacat	gaaagtagt	ttaacctcaa	aggaaacaag	gaaatgaatt	aaaaacatca	89160
aatgccattt	caaaactagt	aagttggcaa	aattaaaaat	accaaggatg	agaatatgaa	89220
gcatggctat	atgagtgcac	ggaatggtac	agtcactttc	attaaaaatg	cacataattt	89280
gtttttttat	tatttttttg	agacagtcta	tgtcgccag	gctagaatgc	agtggcatga	89340
tctcggctca	ccacaatctc	tgctccttgg	gttcaagcaa	ttctcctgcc	tcagcctcct	89400
gagtagctgg	gattacaggc	acatgccaca	acgcccgggt	aagttttgta	tttttagtag	89460
agacagggtt	ttgccatggt	ggccaggctg	gtctcgaact	cctgacctca	ggtgagctgc	89520
ttcccaaagt	gctgggatta	gaggcgtgag	ccaatgctcc	tggctgaaaa	aaatgcacat	89580
aatttgttac	ctagcaattc	catgtctaga	ggcttatcct	agagaaattc	ttgcttatat	89640
gcataggaag	acgtgtacta	gaatgttcac	tagttgaatg	tttaagtga	aattaggaaa	89700
taaagtaaat	gttcattaac	aggaaaatga	gtaaaggat	atttataaaa	caattaagta	89760
gctaaaatga	ataaactaga	gctgcgtgaa	tgaactagaa	ctggttcaat	agtcatgtca	89820
gattattgaa	tgaatacagg	tcagatatgt	atagagtgtc	atttgtgtaa	ttaatttttt	89880
tttttttttt	gagatggagt	ctcactctgt	tgcccaggct	ggagtgcagt	ggcgtgatct	89940
cagctcactg	caacctccac	ctcctgggtt	aaagtgttc	tcctgcctca	gcctcccgag	90000
tagttgggat	tacaggcatg	caccaccatg	cccagctcat	tttcctattt	ttagtggcca	90060
cagggtttca	ccatgttggc	caggctggtc	ttgaactcct	gacctcaagt	gttccacca	90120
acttggcctc	caaagtgtct	aggattacag	gcgtgagcca	ccgtgctcag	ccatttgcgt	90180
gattttttaa	gatgtgcaga	ataatgccat	taaaaaaaat	acacatacat	gtatatatat	90240
acacgttttg	ctgggtgtgg	tggtccacac	ctgtaatccc	agcacttttg	gaggctgagg	90300
caggaggatc	acttgagccc	agggtgtaca	gactagcctg	ggcgagatag	caagaccca	90360
tctcaacaac	agaaaggata	attaggtatg	gtggcatgag	aggatcactt	gagcccagga	90420

-continued

gttcgagtg	tatcaggcca	ctgcactcta	gcctggacaa	caaagcaaga	ccgtgtctca	90480
aaaaataaa	aataaaaagt	atttgtatgt	ggcatagtc	aaaaacgta	catggaagga	90540
aatgtcttt	atttatttat	ttattttttt	ttttttaaga	cagagtcttg	ctctgtcacc	90600
caggctgggg	tacagtggtg	taatctcagc	tcaccgcaat	ctcggcctcc	cgggttcaag	90660
cgattcttct	gcctcagcct	tctaagtagc	tgggactaca	ggtaccgcc	accacaccct	90720
gctaattctt	gtgttttcag	tagagacagg	gtttcaccat	gttggaag	ctggtctcga	90780
actcctgacc	ttaagtgagc	caccgcctt	ggcctccaa	agtcctggga	ttacaggtgt	90840
gagccactgc	gcttggccag	gaaatatcta	atttagtaag	tatttatatc	tgggaaagga	90900
agggtcaggt	ggtgattcat	aggaactcta	aagtctatgt	ataatactta	gggggacaga	90960
aggaataaa	gcaaaatgct	gatatttgat	tgttgagttg	tgtatatgtt	agaagtataa	91020
cataggagat	ctgattgata	gtaggagaat	gtttttaggt	ggtaaaagt	gaaccgtggt	91080
ggtttgtttt	ggcagtagaa	tcagttggtc	atagtttgta	tgtggaaggt	aataaacaga	91140
ccatgttaag	gatgacttcc	ggaatttttg	tctgagtagt	gggtggatga	cagtgtcatt	91200
catgagggaa	gatgaagact	gaggtaggaa	caggtttggg	agaagatgac	atgttccctt	91260
ttagacaagt	ggaattatgg	aagatggcag	gtaggtggtt	agctatatga	atttgagata	91320
aaagatttag	gatggagata	taaatttagg	agtaacagcg	tatctatggt	attgtaagcc	91380
ttaagaatgg	gtaggatcag	ccaggaaata	cagatgtata	tgcagaagag	aggagtcaag	91440
gaagccaaga	caagttaatg	tttaaagtga	gtgatgtagt	ccatgggcag	atgctgctga	91500
gagggtgcoa	aacaccagtg	accctacaac	atttttaaat	gtcgtcttcc	tgacagcagt	91560
gatcagtacc	tgcaacgata	ttattttatt	ttttcatggt	agtctccaca	cacttgaatg	91620
tagacttttt	gaaggcaaaa	tcattgcctt	ttctgagctg	ggagcatgtc	tgccacatac	91680
caagcactoa	acagttgatg	tattgacttc	atccagatac	tctgagggcg	agttatttcc	91740
tgctactagc	ctttcacctt	tcaatgttta	agagcacaaa	tacagagatg	ggcacgtttt	91800
ggcattttct	attttgataa	ccttttcctg	gtaagatttt	ttaatgttga	aaaaaaaaa	91860
caagaaaaga	gggttaaaaa	tagtcttatg	tcagatcctg	tgatagaatt	cacacttggc	91920
ttaagctgct	gggcaccttc	ctatcttgga	tgtcatatta	gcttatctac	agcagaattt	91980
ttactgtttt	atgtagtaag	gaagcaatta	tatgattatt	ttacagacaa	attattcttt	92040
atctttttat	tttttagacg	gagtctctct	ttgtctccca	ggctggagta	cagtgtcgcg	92100
atctcggtct	actgcaacct	ccgcctcctg	ggttcaagca	attctctgcc	tcagcctccc	92160
aagtagctgg	gcttacaggt	gtccgccacc	acaccagct	cattgttttg	tatttttagt	92220
agagatgggg	tttcaccatg	ttggccaggc	tggctcttgag	ctactgacct	caggtgatcc	92280
acccgccttg	gcatcccaaa	gtgctggaat	tacaggcgtg	agccaccgtg	cctggcccag	92340
acaaattatt	atactctgag	tgtagtaggc	ttaggatgtt	ttcacttgat	gctatgggag	92400
gaataagtaa	taagatatga	tacacaacca	aagaccttc	ttcactatgc	ttctagtagc	92460
tagtactatg	gatgacacat	ggtaataata	ttggtagca	ttgtcctca	atttactgtg	92520
ctagttactc	ttctaagccc	cttacaggta	tatatTTTTT	ttcatcaata	atcctctaag	92580
gtagttttta	ttattgacct	aattttataa	atcaagaaaa	ttaagacca	gagaagtaag	92640
taacttgctc	aagatcacat	ggcttataag	tggtagagcc	agaatttgac	cccagatgtt	92700

-continued

gtgactacat	tgtctctcca	taagcagggt	caactctttt	gactggatgc	tggtccaagg	92760
tcacttcctt	agagaagcct	ttgctgacaa	ctaccctcct	gtgccctcct	ccaaggctgt	92820
ccattgttct	agaactttga	atactcatct	tagaataaag	ctgggtctaat	ttttacagtg	92880
ttatagaatg	gatctctgac	tgcaaaagtt	ggtcataatt	atctttttat	gttctagtga	92940
aaggcaaa	acaagagaag	acctcagatg	tgaagtccat	taaaggtaag	ttctgccctt	93000
ggcagtcac	tgcatataaa	agtgtgtgc	tttgcatctt	tgagttcttt	aatcctgtta	93060
tactctctct	tttggcatta	atcattttct	ccttatttta	taattactta	tgattttgat	93120
ttatttcctt	ctttaacctg	tataatgctt	taacatctag	catataataa	gtaggctttt	93180
tttttttttt	tttttttga	gacggagtct	tgctctgtta	cccaggctgg	agtgcagtgg	93240
cgcgactctg	gctcactgca	agctctgtct	ccgggttca	caccattctc	ctgcctcagc	93300
ctccccagca	gctgggacta	cagggtgcacg	gcgccacgcc	tggtctaattt	tttgtatttt	93360
ttagtagaga	cagagtttca	ccatgttagc	cagtatggtc	tcgatctcct	gacctgtgtga	93420
tccgcccgcg	tcggcctccc	aaagtgtctg	gattacaagc	gtgagccacc	gcaccgggcc	93480
gtaagttagc	tttttttacc	ttaattttat	ttttttgaga	tgaggtcttg	ctcttatccc	93540
caggctggag	tgcatgtgtg	ccatctcggc	tcactgcagc	atccacctcc	cgggttcaag	93600
cgattctcct	gcctcagcct	cccgagtagc	tgggattaca	ggtggccgcc	accatgccca	93660
gctaattttt	gtatttttag	tagagacagg	gtttcacctg	gttgccagc	ccagtctcaa	93720
actcctgacc	tcaagtgtat	cactcgcctt	ggcctcccaa	agtcctggga	ttacaggcgt	93780
gagccaccat	gcctggccat	aagttaggctt	ttactgagcc	ttgtgtgtat	tggctatcct	93840
agtgtattca	gtgaaccagt	gccttcttta	ttaatcacac	atttaattgt	tccctaaaag	93900
tgattagtct	actttattta	tttagtaaga	caaaaaatga	agaatactct	taactgagca	93960
gtctgttaac	tgtaggaagc	cactgacact	tataaggctt	agttttctgt	catttatcca	94020
gaagtgtgtg	tgattacagt	ttttactttt	ttatttgaat	gaacaacctt	aatttaaaat	94080
atattttgtt	tattttttgt	tgggatcgat	acattgtcct	tgtttataga	ttagagcatg	94140
ctttttaaag	atgctgtatt	actcactgat	tttatttgtc	cagtgtacag	agattgaagt	94200
gggaaaatta	taatggaaat	tgtttccata	gtcattacat	attaatttca	tcaatttatt	94260
tccataaaaat	ctgtagattg	ctacttattt	agatttttcc	ttcaaagtgt	tttatgttgt	94320
attgtctgca	ctgagtattt	attctatatg	ctcaatttgc	tggaagaaga	gactaattat	94380
aacttaggca	agttgtaaaa	ttagggaaaa	aagtaaggta	ccttacagcc	tagtttactt	94440
atttcttatg	taaagccagt	tagattccac	attagttaa	actgccttct	ttgagcaaaa	94500
cttgattggc	agtataaaag	gcttaaagcc	cttctcaagc	agagacctgt	aaagactaga	94560
tctgactgta	gtagaaggaa	ggaacttaga	tgtttcaggc	agtgaaga	ccagtcttcc	94620
actctaaaact	ttgccactaa	cagtatgacc	ttgggaagtt	gtaactttct	tcagattctt	94680
catttgttga	atggggggat	tggcctagct	aatttctaaa	tctctactgg	gctaaaaaat	94740
tctgtgtcta	tactctgatt	atgaagtaca	taatctgtgc	ttaacattca	ctgacttatc	94800
cttaggataa	tacagaagca	gtacaagaaa	cagcccctca	agatgtttgc	agtctgtgta	94860
gaaagacaaa	cttatacaca	gaacagtagc	aaatagacca	aaataataat	agctgccatt	94920
tatagaacac	ttcttctgtt	ctgggcatta	gacaaaaact	gactataacg	gtgaacaaaa	94980

-continued

aagacttagg	tcctgccctc	attgaactta	cagattagta	ggggagagga	acattaatca	95040
agtaattcca	cagatggcct	agcctagatt	ggtagtgatg	gaagtaaaga	gatgtgaacg	95100
gacttgaaaa	aaaattcgga	ggcaaatgg	atagaagttt	attattgatt	aaatatgagg	95160
tgtgagagag	agggatattt	aagattgata	cctaccttct	ggcttgcccta	acagaaccaa	95220
aacaggaaat	tatatgttca	gttttgttat	gttgggtggg	aggtgctttt	gagtcattca	95280
tttatatatg	ttatatatgt	tattttatat	gcataagta	tttaaggtct	gagttttaaa	95340
ccaaaggtta	gagagtgtt	ttttagagtc	tagcaaacct	aagttgaaat	cctgcctgtt	95400
gaaatggctg	tttactagct	cattaaccta	gggcaaaagta	ttcaacttgt	tttcattttt	95460
gtcttctatc	ctaaaatgag	gaaaatatgg	tcttacaaga	ttgtcctgag	agatagatga	95520
aataatatcc	aaaaaaaaaa	aaggtaacata	gagaaactcg	tatagtgcct	ggtatatagt	95580
aggtcctcca	ttggtagcta	tcattatcta	gttttaacat	agccttcagt	ttgttgaatt	95640
agtcaaaactg	agtgaagcac	tgcaagggaat	tcagagggaat	ttgagatcaa	caaatgattt	95700
ctgaagttta	gggaagactt	catggcaatg	acacttacct	tgtataaaag	ttgaagaata	95760
agaaagattt	gaatgagaga	ttctttctct	tctccctacc	agcccagctt	cttattttgag	95820
gatatattgg	gcaaaggggc	cttcagacaa	gtagagggag	attttttacag	aaagattgag	95880
atgaaggtat	agaaggctgt	aaagaccaga	aaagagaatt	gagacagagg	aagcagggaag	95940
ccactgtagg	tttttgagca	agatatgtat	gctgtaagta	tggtgtttat	gaaaggttag	96000
tctggaagag	atttgacgga	tggagacccc	ggaagttttt	ttgtttataat	acagaaagac	96060
ttgactgtag	ggtgaggtgt	taaaaataaa	caggtaaagta	aatgttttaa	catcttgaag	96120
gaaaagtcaa	caaatcttgg	caagtaaaaca	gataacagtg	aaaaagaatg	ggaccaagat	96180
tttgagtttt	ggagactggt	ggattgaaca	gacagggaaa	ttgagaggag	aatcagatga	96240
tgatgtttta	agttgatatt	tagacagatt	gtgcttgaga	tggtaaagtc	aatgtgggtg	96300
ggaatgccta	gtagcgagta	atcagtata	caagaccaa	gcccagggtca	aagacaagtc	96360
acagatacag	atcagggtct	tttcatctgc	tccacagagg	tgtaccctag	gagctgttgc	96420
aaacagtcca	tgtggagggg	gtgagtaaga	tgtttccctt	gaatttgcca	gaattacttt	96480
tttgttgttg	ttgttgtttt	ttctgagaca	gattctcgct	ctgttgccca	ggctggaggg	96540
cagtggcgag	atcgcgagc	tactgcaac	ctctgcctct	cgggttcgag	tgattctcct	96600
gcctcagcct	cccaagtagc	tgggattaca	ggcttgtgcc	accaagccca	gctaatttct	96660
tttgtatttt	tagtagagat	gggttttcac	catgttgcc	agactggtct	cgaactcctg	96720
gcctcgtgat	ctgcctgcct	cagcctccaa	aagttctggg	attacaggcg	tgaaccactg	96780
cacccggtcc	cttgtaagt	ttattttggt	gggaagcaa	ggaggtttca	gcttttaaaa	96840
agtttgaaaa	ttattgtctt	ggtaataatt	aaagatttga	gagtaaatat	gctttctagc	96900
agaaagaata	aaagaagaac	agatagcctc	aagaagggga	gcaaagaag	caggctatat	96960
ctgacacact	gggtgttgat	aaatgggtat	taaaagaatg	agagcaatga	gcagatagaa	97020
gaggaaatta	ggagagtata	ataccatgga	gaccaagaaa	gatagactat	cagggaaggag	97080
tggtaaaaat	aagttactag	ttctaagaga	gatgttaaga	gggaccgggg	aaagccttgt	97140
acaaatgagt	tagtagcatt	ttacattata	tacatcta	taagaaccaa	tgcgagagtc	97200
tcaccattcc	tatagactct	tacttgtact	tgtctgaaca	cgaaaactgg	cttttgttta	97260

-continued

taaataagct	aaaaattatt	ttgctccaat	ttctcatgaa	aataaaaaata	aaccttcttt	97320
taacattgaa	aaaatagttt	gaagacagtc	actcttcatt	ttgtaattcc	cacaactatt	97380
attgaatgac	tgaattatc	tttattctga	agccaaagg	gtgatactga	tatttcttca	97440
gactactaaa	aatatatttt	atgaattttt	agtgtgcttt	atcttttttt	gttttttttt	97500
ttgagatgga	gtttcactcc	cgttgctcag	gctggagggc	agtggtgcaa	tctcagctca	97560
ctgcaacctt	cgctcccgag	attcaagcaa	ttctcctgcc	tcggtctccc	aagtagctgg	97620
gattacaggc	acctgcccc	acaccagct	aattttttgt	attttttagta	gagacaggg	97680
ttcaccatgt	tggtcaggct	ggtcttgaac	tcctgacctc	aggatgatcca	cccaccttgg	97740
cctcccaag	tactgcgatt	gcaggcatga	gccaccatgc	ctggcctgag	gaatatTTTT	97800
ctaggttccc	cccccccaa	gcatttattc	tgcaatttta	gttttgttcc	taaagcaagc	97860
aaggtttaag	gatttaaaaa	taatccgtat	tttagaatgc	tttctggcctt	tgttactttt	97920
tatccacagt	agaagttctc	agagaatgat	ctccctcttt	taatttaact	ttttggcaca	97980
gtattttgag	aattataaat	aatattagaa	tgttttctgg	ctgggtgtgg	tggtctatgc	98040
ctgtaatcct	ggctacttgg	gaggctgagg	caggagaatc	acttgaacat	gggaggcaga	98100
ggttgcatgc	agccgaggtc	atgccactgc	actccagcct	gggtgacaga	gcaagactct	98160
gtctgggaaa	aaaaaaaaa	aaaaaaagag	tgttttcttt	cctattttcc	accacttgat	98220
taagttactt	ttctctttaa	gtattttttg	ctgagtatgc	tgacttaaga	gtaatgttac	98280
aaaattttaat	ttttaagtt	ctctgaaagc	ccctttatga	gagttttagg	ctatcaaatt	98340
gtgtttaatt	cttaacaatt	ttttgaaaa	ttatagcttc	aatatccgta	cattccccac	98400
aaaaaagcac	taaaaatcat	gccttgctgg	aggctgcagg	accaagtcac	gttgcaatca	98460
atgccatttc	tgccaacatg	gactcctttt	caagtagcag	gacagccaca	cttaagaagc	98520
agccaagcca	catggaggcc	gctcattttg	gtgacctggg	taagtaacta	tcatttttta	98580
ttaacttgta	ttagaaggat	ttgagtacaa	tatgtgaaac	ttctgtcata	ggatacagaa	98640
ctatataatt	ggaaagtgtc	ttggaaaaaa	tgtattttaa	ataacagcta	caagtataat	98700
gggtagctgt	gttgtgttcc	tgtaaatata	gaatataaag	catgccagct	agaaaaacaa	98760
gcatttccag	aagaaatata	tctgatcact	aaatataaat	atatgaaaaa	gatgtctcac	98820
tttattactg	agggagatgc	aaattaaaa	aatcagttaa	tgttctccta	acacattagc	98880
atatttttta	aagtttgaca	atttgaatgt	cagtgaagat	gcagggaat	accctccta	98940
tttagtgata	atataatctg	gtgaagactc	tttggaagc	aatttggaag	tcagtataaa	99000
atatgcatgt	catttaggcc	actctttcta	agacctagcc	ctcagatatg	ctcattcata	99060
tgtgcagggt	tgtatgtgtg	tgtgtgtgtg	tgtgtgtgtg	tgtatatgta	tgtatgtatg	99120
tatgtatgta	tgtatgttga	aggctattca	ttatagtatt	gtttgtgata	gcaaaaaatt	99180
atggacaaca	tataaatatc	tgttatagg	aaataaccaa	attgtgggat	acgcatgctc	99240
tgtagtataa	tatagccatt	tgtttctatt	tatttatatt	cttgagacag	ggttttactc	99300
tgttgccagg	gctggagatc	agtggatga	tcatggttca	ctgcagcctt	cacctcctgg	99360
gcacaagcca	ttctctcgcc	tcagcctcca	gagttactag	gactgcaggc	atgtgtcacc	99420
acaccagat	aattttttta	ttttttgtag	agacagggtc	tcactatgtt	gcctaagctg	99480
gtctcaaaact	cctggcctca	agcaattctc	ccacacaggc	ctcccaaagt	gctgggatta	99540

-continued

```

ccaacgtgaa ccaccacacc tggttcagtg tagccattta gaaatctaaa aaagacgtgg 99600
gaaaatgtct aaggcatggt taaatgtgag aaaagcaagt cacagtatgc atggtaaaat 99660
ccgttatatt aaaataagtt ctccaaaaac aaaacatat gcaggagacc tttattttgt 99720
cagtatttct taccaaaatt tctgcactta gaaaattgca tgtcatgttg tcataagttg 99780
aaaaaaagat ccatgaacca atggacttct aataaaatca gtcctgcttt tgacatctct 99840
ctctactttt gtgtatatct aaaccagagt gtcaatgtgt ttgtggggca cacttagcaa 99900
taatacatag cagacaaaaa gcatatagct cagagagtaa aattgtaagt ttgctagat 99960
cactcataaa ttgctgatga gaatttaaaa tgggtgcagat gctctggaaa acaggcagtt 100020
tctttctttc tttttttttt tctttttgag acagggctct actctgttgc gcaggctgga 100080
gtacagtggc gtgattacaa ctactgcag cctcacctc ctacagttca ggtgatctct 100140
cctcagctct ctgagtagct gggactatag gcatgcacca ccacgcctgg ctaatttttg 100200
tatttttttt tttttttttt gtagagacgg ggtttcgcca tgtttccag gctggtctca 100260
aactcctgga atcaagcgat ccacttgcgt aggcctccca aagtgtggg attacgggag 100320
tgagctactg tgcttggcct aggcagtttg tttgtttgtt tgtttgttg tttatttatt 100380
tgtagacgga gtctcacagg ctggagtga gtggccaat ttttggtca ctgcaacctc 100440
cgctcccaga gttcaagcta ttctctgccc tcagcctcct gagtagctgg gatgacagg 100500
gcctgccata atgcctggct gatttttgta tatttagtag atatggggtt tcaccatgtt 100560
ggtcaggctg gttttgaact cctgacctca ggtgatcagc ccgcctcggc ctcccaaagt 100620
gctgggatta caggcatgag ccgtcatccc tggctgttg tttottatga cgtgaaacat 100680
gcaattacca tatgacctag cagttgcact ctgtatttat ccagataaa tgaaaactta 100740
ccttccaata aaaacctgtg cacaaatgtt catagcagct taatattgaa aaactggatg 100800
ttcttcagca ggtgaatgaa ctgggttcatt cataccatgg aataccattc agcaataaaa 100860
aggaacaaac tgttgataca tttaaccacc tggatgaata tcaagggaat tatgctgtca 100920
gacaaaaacc agtccctaaa gactacatat agtatgattc cgtttggata atattcttga 100980
aatagagaaa ttaagagaaa tgaaaagatt agtgtttgcc agatgttaga gacagggagg 101040
tgagaggggt aagtgggtgt agttataaaa gtgcaacatg agggatcttt gtgatgttga 101100
agttgtatct tggcagtgga tgcagaaatc tcaatgtgat aaaattacaa agaactaaaa 101160
acaagaatga gtatagataa aactggggaa atctgaacaa gttagagtgt tgtatcactg 101220
tcagtatctt agagtgatat tgtactatag ctttgcaaga tgttaccatg ggagaaacta 101280
aagtgtacaa gggatctcta ggtattatta tttttttaga gatgggggtt cactatgttc 101340
cccaggccgg tcttgaactc ctgggctcta gtgatccgcc tgccccagcc tcctaaagta 101400
ctggaattac aggcgtgagc gaccatgcct ggccctttca gtattgtatc ttagaacttc 101460
atgtgaatct agcattatct catagaattt aattaaaaga aattgtaaac ctacagaag 101520
atcagaattt cctcaagttt gtgatgttga caaagatgaa ctagttagaca ctgacagtaa 101580
gactgaggat gaagacagca cgtgcttcaa aaaaatgatt tgaatatcaa tggattaaga 101640
agaactcttt tgacaaattg atgaaacct cagtcagttt tataagaatg cccatcttta 101700
tgatcatgct atgaaagcca atttttaaaa aaattttttg tctttcctaa caattagctt 101760
gtggttataa tttaaattta gttaaataata agataaatga ttttttatta agtttagttt 101820

```

-continued

catttttcaa ggtacgatct caaagctact ctttaacctata ctatgaatga ataatgctga 101880
gttcataaca tctttgtaga tatatccaca attttccctc aggataagtg cctacaagtg 101940
gaattactgg actgaaaata atgcagtttg ctaagacttt gctatctgtt cctgaatgct 102000
cctccaaaaa ggttttgcca gtttacatcc tcatgaccag cgaatgagag tgttgccctat 102060
tttcctgtgc cctgtgtact gcttaataat ttttgaaaaa aatctaattt gacagacaaa 102120
aatgcatttt atgttaattt gcttttctgg gatttttaaat gaggttgagt atagttttta 102180
atatttttat tggccctctt ggaactagta tcataagttt tttttcttaa gaatttatgt 102240
agtctgggct gggcgagtg gctcacgcct gcaatcccag cactttggga gggcgagtg 102300
ggtgagttgc cgaaggtcag gagtttgaga ccactcctgac caacatggtg aaaccgaatc 102360
tctactaaaa gtacaaaaac tagctcagcg tgggtggcggg tgcctgtaat ccagctact 102420
taggaggctg agtcaagaga atcgcttgaa cccgggaggt ggagggttggt tgcattgagc 102480
cgagatcgcg ccattgtctc ccagcctagg caacaagagt gaaaagtctc aaaaaaaaaa 102540
aaaaaaaaa aaaaaagaat ttacatggtc tgaattgccca ttaaaagaga tatgagaatt 102600
attgagtaac aaataacttt ttaataattt aggcaagttt tggacgattg tactttgttt 102660
agaaaccaa agcatagtat ttgtagtttt tttatttact ttagttgcta ggaagtaaac 102720
tttattcaag gtctctggta ccagttgttg ctaaaagtga ttgactaatc tgtcaatctg 102780
aaattatttg ttgtgaact gctaattctt ttgcttctat cttttaggca gatcttgtct 102840
ggactaccag actcaagaga ccaaatcaag cctttctaag acccttgaa aagtcttgca 102900
cgacactatt gtctccctt acttcattca attcatggaa ctctggcgaa tggagcattt 102960
ggtgaaattt tggttagagg ctgaaagttt tcattcaaca acttggtcgc gaataagagc 103020
acacagtcta aacacagtga agcagagctc actggctgag cctgtctctc catctaaaaa 103080
gcatgaaact acagcgtctt ttttaactga ttctcttgat aagagattgg aggattctgg 103140
ctcagcacag ttgtttatga ctcatcaga aggaattgac ctgaataata gaactaacag 103200
cactcagaat cacttgctgc tttcccagga atgtgacagt gccattctc tccgtcttga 103260
aatggccaga gcaggaactc accaagtctc catggaaacc caagaatctt cctctacact 103320
tacagtagcc agtagaaata gtcccgtctc tccactaaaa gaattgtcag gaaaactaat 103380
gaaaagtgag tatgtgattt tcttgtgtgt acatatgtgt ctactttct ttttttaatt 103440
tactaagcag aacttcagat gaggaataaa atgattggaa tatttttttt ctctctaac 103500
tacttgtaaa tttgggagaa tttggagagt gtagtagagt cagatcagtg tatggaaaag 103560
gagcaggagt gactggacct tctaagaagt gtgttatcag aattagtaaa tgaagggtca 103620
aatgtcctac tttccctc cactgatttt gacatcaaac cattatccac atagccttat 103680
ttcctccctc ggtcttaatt ttattaatat ttactgcac tttgcagata aaatttttaa 103740
aaaattttta aaaattgccataaagtaca tttattaagt tcagtgccta gtgtatattt 103800
ggattttatt tattagtcac aagacctttg tgcaggtagt aggcatgatt atcttttttt 103860
ttttgagatg gagtctgtgt ctgtcgccca ggctggagt caatggcgcg gtctcggtc 103920
actgcaacct ccgggttcat gccattctcc tgcctcagcc tcccaaatag ctgggactac 103980
aggcgctg caccaccccc ggctaatttt tttgtatttt tagtagagac ggggtttcac 104040
catgttcgoc aggatgtgtc gatctcctg actttgtgat ccgctgcct cggcctccca 104100

-continued

```

aagtgcctggg attacaggca tgagccaccg cgcccggact gattatctta ttacacatg 104160
agaaaaccag ggcttagaaa ggtaggtaa cttcctctag gttgtacagt aaatgtggac 104220
ctagaagcat ttgacaaga gcacctgttt ttttttcttc tctattagtt tagaaattat 104280
atactcttaa ttatcacctg ggattttgat tagacagcct tcatgttctt ttcatctta 104340
aatgttcttt gtgtcttaaa gggctaagtg atttcttcag atcttttagt tcaactcattc 104400
tcagtgaact aaaatgaggt ctaatctgct actgaatcaa gttttcagca tgttatttcc 104460
ttcctccctc cctccctcct tccttccctc aaccaggctc ccgaggagct gggattacag 104520
gcgcccgcga ccactcctgg ctaattttta tattttagta gagacggggt ttcaccatgt 104580
tggtcaggct gatcttgaa cctgacctc aagtgaacca cctgcctcgg cctcccaaag 104640
tgctgggatt acaggcatga atcaccacac ctgacggcat gttattttca tcgcaaagtt 104700
actgtaagct gggagaagtg gcacacactt gtactcccag ctactcagga agcttaaggt 104760
gagaagattg cttgagccca ggagttttga gaccaacctg ggcaacacag caagacccca 104820
gctcaaacaa agaaaaaaag ttattgaatt ttttatttct atggatcatt ttttgtagtt 104880
tcttattcct ttcaccttc attccactt ttgatcccat cttttattta tttagtttta 104940
ttaaatgtat atttgtctga taattctgct atctacagtt ttttgtggac ctgactcagc 105000
atttctttgt ttcttcggat tcagactgtt ggtggcttgt gatttttagtg atttttgcc 105060
gtgaacatgt ttcttgact tttgtctgtg ggaattctct gtgtactctg tataaattaa 105120
gttacttcag gtgttttgca ttttcttttg ccatgcacct ggggcctggg tcaactacct 105180
tcgtgtacca cttaaaactg aatttttgc ttgggtgctc gtaactgatcc tgtatgagta 105240
caggtttata cttactgtag aaatatggtg tttgattatg gggattgtc ccagatggtg 105300
ctggagtatt aatatgctct ctgttaaact taatgtgttg tcctgtaaa actccaaaat 105360
tctgaattcc agaatactac tggcccaaaa tgtttaagat aagggcactg cctgtatttg 105420
tttctgcctc ccactatttt ccttagttta acacaaactc acctttttaa aaaacatttt 105480
gagagaattc agtattggga agagtttcta acctgtttct ggaaatggaa gtccaaagtc 105540
tgtttctgta attgtttttt ttttgagatg gagtctcact ctgtcaccca ggctggagtg 105600
caatgacgta ctctcagctc actgcaacct ccacctcccg ggttcaagcg attctcttgc 105660
ctcagccccc tgagtagctg ggattacagtg gccccaccac catgcctggc tgatttttgt 105720
atttttagaa gagatggggt ttgcctatgt tggccaggct ggtcttgaa tcctgacttt 105780
gtgatctgcc cacctcagcc tcccaaagtg ctaggattat gtttctgtaa ttgtaataca 105840
tttattgttt ttagaaactg tctttgcttt agtggtaatt ttcaataaaa atagaaatag 105900
cagtggagtt attaaaagag cattagttag atttttcct ttttcattat cttcaaatat 105960
tatatatagt aagtttgacc tttttaaaat gtatacttgt atcagtttta acacatacat 106020
agattcctgt aactgtcacc actataaggg taaagaacag ttagttcctt cacctttgaa 106080
gtcaagcccc acctctatcc caacacttgg caaccgctga tctttctccg tctcaatagc 106140
tttgctttt ctctttttt ttcttatttt tttttttgag acagcgtctt gctctgtcgc 106200
ccgagctgga gtgcagtga gcaatctcgg ctcaactgcaa cctccgcctc ctgggttcaa 106260
gcagttctoc tgccttagcc tccctagtag ctgggattat aggcacgcac caccacacc 106320
ggctgatttt tttgtatttt tagtagaaat ggggtttcac catgttggcc aggcgtgtct 106380

```

-continued

caaactcttg acctcaagtg atccacctgc ctccggcctcc caaagtgtg ggattacagg 106440
cgtgagccac tgtgccaat caggactttt tttttttaa ttacattca acttgtcatt 106500
ttttctctgt atggattgtg ccttcagagt cacacctaa agccctttgc ctaagcaaag 106560
gtcatgaaga ttttctcata tgtttccttt taaaagtatt gtgggtggcc aggtgccatg 106620
gcttatgcct gtaatctcag cactttgaga agctgagggt ggagattac gaggtcagga 106680
gatcgagacc atcctggcta atgcggtgaa accccatctc tactaaaaat acaaaaaaa 106740
aaaaaaatta gccggcgctg gtggcgggca cctgtagtcc cagctacttg agaggttgag 106800
gcagagaaat agtgtgaacc cgggagggtg agcttgacgt gagccgagat cgcgccactg 106860
cactccagcc tgggcaacac agtgagactc catctcaaaa aaaaaaaaa agtattatgg 106920
ttttacactt tacgtttaga tatatatctt ttttgagtta atgtcgtata agtatgaggg 106980
ttacgtcaga tttttgtttt tttgtttatt ttacatatg gatgtctagt tgttctaata 107040
ccatttgttg aaaagacaac ctttactcca ttgaattgcc tttgtacttt tgccatattt 107100
gtctaggcct gtttttggac tcctttttct gtttcagtgt gtgtgtgtct attcctttgt 107160
taataccaca tggctctaata tactgtatag taagtcttaa aattgggtaa tctgtgcctt 107220
ataaaacgaa ttgggaagtt tttattttta ctcttatttc cattttctag aagagattgt 107280
gtagaatttg tgtcattttc tctttagata tttgggtgaa ttgggaagtg atgccatctg 107340
ggcctagggt tttgtttttt gtgtgtgaga cagagtctca cttctgtcac ccaggttgga 107400
gtgcagtggg gagatcttgg cttactgcaa cctctgcctc ccaggttcaa gttatcctcc 107460
tgccctcagc tcccaaatag ctgggattac aagcgtgtgc caccatgcc gactaatatt 107520
tgtattttta atgcagacag ggtttcacca tgtagccaa gctgggtctg aacttgtgac 107580
ctcaagtgat tagcccacct tggcctccca aagtgttagg attatagatg tgagccaccg 107640
tgccctggcag gggcctaggg ttttcttttt cagagtattt taaactatga attcagatta 107700
tttaatatag ataggactat ttaagttatc tgtttcttct tgagtgaatt tttactgtag 107760
tttatggcct ttgagtaatt aattgtattg aattgtcaaa tttatgagcg tgtaattatt 107820
tatagcattt cgggtttgta gtggatcccc tcttttattc ctgggtgttg caattgtgtc 107880
ttgtttttct ttgtcagatt gtatagggat ttattagtct tttcaaagaa ctagcttttg 107940
ttttgatatt tctgtgtgtt tgttttcaat tttattgatt ttctgctctt tattatttct 108000
tttctattat ttctgcttgc tttgggttta ttttactctt ttttttttct ccaagttgct 108060
taaagtagaa acttagattt ctggtttgag acctttcttt tctaagataa gcatttaata 108120
ctgtaaattt ccttctaacc actgctttag ttacaccccc acaaattctg gtattttgaa 108180
ctgagcacaa atgaaatggt ctaatttccc ttgaatctta ttcttttacc aatgaattat 108240
ttagaaatat gttatttagt ttgcaagcaa ttggagactt ttttcctgtt atttttctac 108300
catttatttc tcatttcatt atattatggt cagagaatat attttgaatg atttcattta 108360
ttaattttta aaaataacat taaaaaattt tttaaaatgt gaatatacca catagagtat 108420
aaagattgta cattctgttt ttggacagtt ttctataaat gtcaagtga tttagtgggt 108480
taatgatggt gttcagtttt tctttattct tgctgatact ttgtatgcag ttatatcact 108540
ttattactca gaagagtgtt gaactttcca actacaattt ttttttccaa ttttactttc 108600
agctctatct ggttttgctt catgtatttt gaggtctgtg tgtaggtgt gtacacattc 108660

-continued

```

aggatgatat cttctgggtg aattgcctgt tttatcatta tgtaattccc tctttatggt 108720
aattttcctt gttctaagat cagaaatata tgttgtccaa tttatataga cactgcagct 108780
ttcatttgat tagtgcttgc atggcatata tttttccatt tttttacttt tgatctacct 108840
ttataattct atttaaaggg ggcttcttgt aggcagcata tagttgggta gtgttattta 108900
tttatttatt tatttattta tttatttatt tattgagaca gagttttgct cttgttgccc 108960
aagctggagt gcagtgggtc aatcctggct taccacaacc tccacctcct ggggtgcagt 109020
gattctcctg cctcagcctc ccaagtagct gggattacag gcacgcgcac catgcctggc 109080
tgattttttg tatttttagt agaaacggat tttcacatg ttagccaggc tctgtctgaa 109140
ctcctgacct cagtgatcc acctgctttg gcctcccaa gtgctgggat tacaggcgtg 109200
agccactgca cccggctgag tcatgttatt tttaatcttt tctcacaata cagggttttt 109260
gttggtaaat ttaattattt taatataaat tttagtataa ttatttacct taaatgtaac 109320
tgttgcaactg ggttatttat aatgtgtaaa tataattatt ggtattaata taattatatt 109380
actcataata atattaatat ctttggaatt agattaccag tttagtatat gtttttctgt 109440
ttctccctct ttgatttccc cttttttgct tttttttttt ttttaattct tatttttttt 109500
tagtatttgt tgatcattct tgggtgttct ttggagaggg ggatttgga gggcatagg 109560
acaatagttg agggaaggtc agcagataaa catgtgaaca aggtctcttg ttttctaga 109620
cagaggaccc tgcggccttc tgcagtgttt gtgtccctgg gtacttgaga ttagggagtg 109680
gtgatgactc ttaacgagca tgctgccttc aagcatctgt ttaacaaagc acatcttgca 109740
ccaccttaa tccatttaac cctgagtgtt aatagcacat gtttcagaga gcagggggtt 109800
gggggtaagg ttatagatta acagcatccc aaggcagaag aatttttctt agtacagaac 109860
aaaatggagt ctcccatgtc tacttcttct tacacagaca cagtaacaat ctgatctctc 109920
tttcttttcc ccacatttcc cccttttcta ttcgacaaaa ctgccatcgt catcatggcc 109980
cgttctcaat gagctgttgg gtacacctcc cagacggggg ggcagctggg cagaggggct 110040
cctcacttcc cagatggggc agcggggcag aggcgcccc cacctcccag acggggcagt 110100
ggccgggcgg aggcgcccc cactccctc cggatgggg cggtcgccg ggcgggggct 110160
gacccccac ctccctccc gacggggcgg ctggccgggc gggggctgac cccccacctc 110220
cctcccagat ggggcggctg gccgggcggg ggctgcccc cactccctc ccggacgggg 110280
cggctgcggg gctgaggggc tcctcacttc gcagaccggg cggtcgccg gcggaggggc 110340
tcctcacttc tcagacgggg cggccgggca gagacgtcc tcacctccca gatggggtgg 110400
cggtcgggca gagacactcc tcagtccca gacggggtcg cggccgggca gaggcgctcc 110460
tccatccca gacggggcgg cggggcagag gtggtccca catctcagac gatgggctgc 110520
cgggcagaga cactcctcac ttcctagacg ggatggcagc cgggaagagg tctcctcac 110580
ttcccagacg gggcggccgg tcagaggggc tcctcacatc ccagacgatg ggcggctagg 110640
cagagacgct cctcacttcc cggacggggt ggcggccggg cagaggtgc aatctcggca 110700
ctttgggagg ccaaggcagg cggctgggaa gtggaggtt tagggagctg agatcacgcc 110760
actgcactcc agcctgggca acattgagca ttgagtgagc gagactccgt ctgcaatcct 110820
ggcacctcgg gaggcgagg caggcagatc actcgcggtc aggagctgga gaccagcccg 110880
gccaacacag cgaaacccc tctccaccaa aaaatgcaa aaccagtcag gtgtggcggc 110940

```

-continued

gtgcgcctgc aatcccaggc actctgcagg ctgaggcagg agaatcaggc agggagggttg 111000
 cagtgcgccc agatggcggc agtacagtc agcctcggct ttcacaactt tgggtggcatc 111060
 agagggagac cggggagagg gagagggaga cgagggagag cccctttttt gctttctttt 111120
 ggattatttg aatttttctt taaatttatt tatcttactt atttatttat ttttttgagt 111180
 gattctcctg ccacagctcc caagtagctg ggactgcagg catgtgccac tacaccagc 111240
 taattttttt gtatttttag tagagacagg gtttcacatc attggccagg ctggtcttga 111300
 actcttgacc tcaagtgatc cacctgcctc ggctcccaa agtgcctgga ttacaggcgt 111360
 gagccaccat gccctgcctt tttctagaat ttatatattg agttcttgat tgtatctttt 111420
 tatgtaggct ttttagtggc ttctctagga attacaatat acatactttt cacagtgtac 111480
 tcacatttaa tattttgtaa cttcaagtgg aatgtagaaa acttaaccac cataaaaata 111540
 gaactaggga tgagggttaa aaagagagag aaaagaaatg taataaagat ttaataacac 111600
 cgtttttttt tttttttctc tttttttttt gagacagagt ctctctttct gttaccaggc 111660
 tggagtgcag tggcgtgatc ttggctcact gcaacctccg cctcctgggt tcaagtgttt 111720
 ctctgcctc agcctactga gtagctggga ttacaggtgc gcgccaccat gccagctaa 111780
 tttttgtatt tttagtagag acggtttcac tgtgttgcc aggatggctc cgatttcttg 111840
 acctgtgatc tcgctctcct cagcctccca aagtgcctgg attacaggcg tgagccaccg 111900
 cgcccggtta agtctttaaa tatttttttg acattgcact tttctctttt tcctcttagg 111960
 attttagtaa cccaaatggt agttttgtta ttgtttgcca ggttcctgag gctttcctta 112020
 ctctcttaaa ttttttttct ctgttttcca gottcgaaaa tttctattca tctgtcttca 112080
 aattcactgg ttctttcccg ttatttccat tctgttattg agtctttgta gtgaatttta 112140
 aattttgttt attatgtttt ttagttctaa aattttcttt tttgtgtat gtcttatact 112200
 ttgctcctga aactcttatt tgtttcagga gtgatcttat ttcttagagc atggtttttag 112260
 tagctactta aaatttggtt tatcatccca gcatatgtgt cctcttgatt gtcttttctc 112320
 ttgtgagata atgggatttt ctggttcttt atatgacaat taattttgga ttgtatcttg 112380
 gacagtttga cttacgttac atgattctga atctgttta aatcctgtgg aaaatattga 112440
 agtttttctt ttaacaagca gttgacctag ttaggttcag tccacaaatt ctaagcagca 112500
 ttctgtcggc tctggttcca tcatcagttc agttttgtat cttatctgct tatgtgcctt 112560
 tctgtgtcca gtctgggacc tggccaatgg tcagggtcca aagcctttgt acacttttag 112620
 aagcagggcc atgcacaccc agctcacgag tggccccggg agtgacata caactcgacg 112680
 ttttcatggg ctctctcttt tctgtgatgt ccctgacacg ttctgccttc taagaacctc 112740
 cttttatccc tttctgttg tctggctaga aagtcagggc tttagattcc ctatacttca 112800
 gcacacttcc tgtagctatg tcaacctctg tggccacgac ttcttcttct tgggactgca 112860
 gtttctcttg tcagaaagta ggattcttgg agctgctgtc attgctgctg tggctgctct 112920
 gatgctgcct gggagtcgaa ggagagaaag gaacaaaaca aaacaaccca ggggatttcc 112980
 tccactctct ttgatccgtg agagccccct ttctgttccc tcagaccaga aatagagggc 113040
 ctgtcttgga acttcttctt tgtgcatctg gtgtgcagtt tcagcttttg agtccaggcc 113100
 aggaggtgct ggacaaactt gtcaggagta cggagggtact gcaagttctg attacttttc 113160
 tcagtccacc tgcttccaag tcottggatg catttgtcca ttgttttgag ttgcattcca 113220

-continued

tgaggagagac	agaagagtgt	gcttatattca	tcttgacata	cttatttagga	tttcatatca	113280
aatcaacgga	tgatattctc	tatattaatt	tgctgttttc	ccttttagcaa	gcacattagg	113340
aaaataacac	tttaacaccc	gcctttggtg	gtttctgtca	taattattaa	tacttgactt	113400
tttttttttt	tttgagacgg	agtctcactc	tgtcctttga	ggcattgtcc	ccataaactt	113460
ttggtaaagc	atcaataatt	ttatctttca	tccacacaag	cttcaccata	aatttgatgt	113520
ttattcttcc	attttagcag	aattcatgtt	gctccaatag	gggctgtctt	caaactgatg	113580
ttttctcctt	cttagtgctc	cagagtagat	cctgttcaga	tacgttataa	caggttaata	113640
tgagtttatt	ttgggtgaaa	agtactttga	aattcatgca	tagttttttc	atcatatgca	113700
ttttccatag	ctttgaacac	ccccatgtaa	ctctcctctt	ccacaaacca	aacaatgaaa	113760
aagcaccttt	gtgatggaag	tttattttgc	aataggaact	cacagtgatc	taagccctgc	113820
tattcatgaa	tataattcat	tactggagtc	caagttgctt	tttggttttt	gaagttctct	113880
tcttcccttg	caggtataga	acaagatgca	gtgaataact	ttaccaata	tatatctcca	113940
gatgctgcta	aaccaatacc	aattacagaa	gcaatgagaa	atgacatcat	aggtaaagcag	114000
tgcttgaaac	tatggcaaaa	aaaaaatgac	aaaaaatgca	cagaactgac	aattttcgtt	114060
attgactaag	ataatttttt	cttaacatgg	aatttagcag	ttcccttcct	aatttgtttt	114120
ctgagtattt	tttatatcgg	attatagctc	actttaaaag	tttctcggct	gcattcgggtg	114180
cgagggctct	tgcttgggcc	agatgggctg	cagtgtagcg	ggtgctcagg	cctgcccgct	114240
gctgagcagc	cgggccggcg	ggcggctacg	ctaaccggca	cagaccaccg	gatggactgg	114300
ccggcagccc	cgcaccagtg	cacgaagtgg	gogggacaga	aacttctggg	gttggaagtc	114360
cagtgaggct	aaaagccggt	accaaagtct	ctaggcatca	gggctgcagc	ccaagagtct	114420
cacgaccagt	gggcaactgg	atggccagac	aggtgtctca	gtgggtggcct	ctccgtctca	114480
gggcttcatc	ccacttctca	gtgggcctga	cgtccctggg	cacctgggat	gtctacctgc	114540
attagccaga	gccatcacat	ggcctgtgac	ttgccttttt	ttgccagttg	attgtgccac	114600
acacagtgtc	atttctgtgt	catttggcac	agctggaggt	gcaaggagga	gggcagcctc	114660
atgtccagtc	ccagtttcc	gtaactttat	tcttctgaat	aaagacaatt	tgctaacctt	114720
aaaaaaaaaa	aaaaaaaaaa	agtttttctt	atatgttgga	cccaaattct	taggctttta	114780
cctgaataac	aatgacagca	agatcaataa	atagtacaca	tttattaaac	actcactgtg	114840
tcccagacaa	tattccaagc	actttttatg	gatagactca	ttttaacttc	taaagaactt	114900
tggtgggata	atacagttat	tttatagatg	aagaaactga	agcacagaga	agttaagtgc	114960
tttgtccagg	gtaacagctc	agatatggca	gagtcaggat	ttgaaactag	accctcacat	115020
accttaactg	ctgtgctgtg	gcagtgtttt	tcatactgta	ggttgggacc	agccttctct	115080
tatgccctca	ccccctgcc	aaaaaaaaaa	aaaaaaaaaa	aaatatatat	atatatatat	115140
atatatatat	atatatatat	aatatatata	tatatataat	atatatatat	ataaaatata	115200
tgtattagta	tatatgcata	tatagtatat	attatatatt	agtatatata	ctaatatata	115260
atatacatat	tagtgtgtgt	atatatatat	atactagaat	aaaaaatca	aagtatctca	115320
gagtagtaag	gacaaacatt	tcagaaaaat	gttttcatta	tatatacatg	tatgtatgtg	115380
tatgctgatt	caacaaatat	atttcttata	ggttatagca	aaatagtttg	aaagctttta	115440
ctgtgtttta	tcaggaagac	cttaggtgaa	cgtatattca	cagataaaaag	aggttattta	115500

-continued

```

ttcattcaat aaatattaca ttctcataag tcctaataatt atgtattttt attcttcaaa 115560
aaagttagta tttgtgattt atgaaataag acatgttctt gcacttttag cagatctgtc 115620
ccgatgttgg gcttctttta tccttagtgt ggggtgcttg cactcactca ctgctgggga 115680
cagcaagacc cctgttagtc tcagctgtgt ttcttaaatt ggcccactgt accttccagt 115740
tagctattct ggggtccatg tcatgttggc tccattttcc ttttctttct cccacacaga 115800
tacctataac ggctataaca taggcctgtt ggctgttggg ggcttatccc tatctgcttg 115860
tatttaaggg gtactgtttc actgagtttt gctgacagat gttgtcatga gatttgaggt 115920
tttctgtgtt gttgctctat ttttatgttg gaatttgcta ctatcatcat ccttagacca 115980
gcttttcccta gtaatacaac agggatgttc tgactgatta gagtttgcct gtttgaagaa 116040
ttgggtggct agtgattttt ttttgagggg agtctgtacc agttaatagc ctgactggcg 116100
tgtggaataa aaggaagcag tttcaagtca aataaaacac ttaaaatgaa accacactgc 116160
aactctcttt cttttactta agcttaataa aattaatgat gatgtaatcc catgaaggaa 116220
aagtcttctg aaggatcaag ttgataacat tttgtgatca aagaatttga gaaaacctct 116280
atcccagtgt ctatcattat atatttttag atgttaatta cctgtgtggc tttaggcaag 116340
tcatttttcc tccttgagcc ccattcttaa tcctgtccaa attatttgtc tcctcttgca 116400
gttggaactat ttaataatag ctgtccttca agtgagtttt gttcaaagga gccttcactt 116460
tagctcttac tgtgtaccca ctttgcatag tcttgtttta aatgtaatcc ttggattttt 116520
gggtgttgcta actaattact gtttttatgt gaggatttag agtgatccag aatctatact 116580
tgcactacot cttcatctt ccacaaatgt ttgaagtggg agaattttta aaaactttga 116640
aggtagagct gacagaattt gctgatggtt tggaagttag tggtagaga gggaaaaaaa 116700
ggaataaagc atgactgcat tttttgtttg tttgtttgtt tgtttttgag acggagtctc 116760
actctcgcca ggctggagtg cagtggcgtg atcttggctc acggcaacct ccgcctcctg 116820
ggttcaagcg attccccgc ctcagcctcc caagtagctg ggactacagc cgctcgccac 116880
cacgcctggc taattttttt ttttgtattt tagtagaaac ggggtttcac cgtgttgccc 116940
aggatggtct ccatctcctg acctcatgat ctactcacct tggcctccca aagtgtgag 117000
gttacagcca tatataaag catataaagt gtgttatagc atacaaacag gtatatatat 117060
aaacatgcag tccacacagc tgataggaat gaggcagtag tgaaggagaa gttgatgtag 117120
gagaggggac agttgttaca ggaagaagt ctggaggcag aagggatgaa ttccagtgtc 117180
cacatagaag attgcttaga tgggagcaag gacaatttat ctagagtcac aggaagaat 117240
gcagtacacg ggtagagatg caggtgagtt gaaagatgtg agagatgatg gaaataattt 117300
tctgattgct tctatattct caaggaagca ggaagcaaag tcctcagcaa agagaataga 117360
agaggtgtta aatatttgag aaaggagatg tactgtagaa aaaaaaaaaa ctcagtttct 117420
ccttctgaac tctcacaaaa cagaaccctt ccatgactct agttgtgtgg ggttttttcc 117480
ctgtcagcta ccaattctgc agatgattgt tcagtgaaca ccaactgggt gtcctctaag 117540
tcagttcagt tctcacactg ttacctgga gatagcatca gatccacag attgaggact 117600
ctgtcccaca agactgcctc cacttcagat gccagtctca agtacaagtt gtggcctgtg 117660
cttctgactg accttctata aattggagtt cccacagtcc cctccttggg ttcaataaat 117720
ttgctagagc agctctcaga actcagggaa atgctttaca tatatttacc catttattat 117780

```

-continued

aaaggatatt	acaaggata	cagattgaac	aggcagatgg	aagagatgca	tgggcaaggt	117840
atgggagagg	ggcacagagc	ttccatgcac	tctccaggtc	atgccaccct	ccaagaacct	117900
ctacagattt	agctattcag	aagccccct	ccccattctg	tccttttggg	ttttttgtgg	117960
agacttcatt	atataggcat	gattgatcat	tggctattgg	tgatcagctc	aaccttcagc	118020
cccctcatcc	cgggaggttg	gtgggtaggg	ctgaaagtcc	caaacgtgta	attctgcctt	118080
ggtctttctg	gtgattagcc	ctcatcctaa	agctcttttag	aggccacagc	cacaagtcac	118140
ctcattagcc	ttcaaaagaa	ttccagagatt	ccatgaattt	taggcgctgt	atgctaagaa	118200
actggctaaa	ggccagttgc	aatgtctcag	gcctgtaatc	ccagcacttt	gggaggctga	118260
ggcaggagga	tcgtttcagg	ccatgagatc	aaaaccagcc	tggccaacat	agtgaagccc	118320
ccttacaaaa	aatttaaaaa	ttggccaggc	gtaatagctc	ttgtctgtag	tctcagctac	118380
tcagaaggct	gaggatcact	gagccctgga	gttgaaggca	gcagtgaagc	atgatcgtgc	118440
cactgactcc	ggcttgggtg	acaaagttag	accttgtctc	agaagaaaaa	ggaaaaaaa	118500
aaaactgggc	aaagactaaa	taacatattt	cacagtatca	cagatttgta	ttgtctagga	118560
aagtgaatgt	aaacagacca	ggacactagt	atgatccctt	ggtttcatga	aggccccact	118620
aaagtcatga	acacaaagtg	agactaggca	tcatgttata	tggtttttcc	agccatgttt	118680
aacagctagc	taaatagcta	attgtttcgc	tgcagtttat	tttagcagtt	ccttatttta	118740
gcacatttca	tgttttaaaa	tttctaccaa	taacatttta	ataaactttt	ttacagataa	118800
cttcacaaat	ccataatttt	ttaagttaca	atcccagaaa	tagaattgct	cattgaaagg	118860
gtatgttcat	ttttaaaagt	atgctagaaa	ctgccaaatt	gccttcagaa	aaaggtgttt	118920
gtatccccac	taacactagt	gttagtttcc	ttgtgccctt	gctcaagtat	acataattatt	118980
aaaaacaatg	ttgggccagt	ttactagata	aaaggtgtag	tgcctcctta	ttctaattcta	119040
tttgattact	agtgagtatg	tatgtctttt	cacgttggtc	attttatgtt	tgttcctttg	119100
tggattgtca	tgctctttgc	tcatttttct	tttgaacat	ttcttagtag	tttataagag	119160
ctcttggtat	tttaatgata	gtaacctttt	aactgtcatg	catgctgcaa	atcttttttc	119220
tgtttgtttg	cctttgtatt	ttgttttttg	agggtttcta	tgtataggaa	ttaaatttta	119280
tgttgttaaa	tcttttgatt	tctgtctttg	catatgtact	tcaaaagact	ttctatttta	119340
agatcaagtg	ttacctgtat	tttcttttag	ttctatttaa	aacctcttaa	tttatatgcc	119400
tgtgctgtta	actcccaagt	tgattcacaa	gtgtgtatc	atagtttgaa	tttagtgcca	119460
atttaattat	ttacaacttc	ttttgcagca	aggatttggt	gagaagatgg	acaggtggat	119520
cccaactgtt	tcgttttggc	acagtccata	gtcttttagtg	caatggagca	agagtaagtt	119580
agttcatatt	ttcacattgt	gcatcctagg	gaatttggtt	tcattgttag	gaatgggctt	119640
cactcagcta	aaaacaaagt	atttttgaga	atttaaatat	tttggtatt	tacaagatca	119700
tataaagcat	actctatctt	ggtaacagt	ttcttttaaa	tataaattat	gtgaactctt	119760
aaaattttca	ttttcatttt	caatgttaat	atttctaag	ttaaaataat	ttgttttttag	119820
ttctgaaata	atttggggag	tgattgagtc	tgtagtatt	atgactatta	gaattgggtt	119880
atttatttaa	ataatgcatg	tcttcagatg	gctctcctaa	ttgttagtt	aggctttaag	119940
ctaaatggat	gctatataac	taaatccaca	tagatttggt	gaaatggctc	cagagggttt	120000
ttagatttat	tactgctatg	tgcccttaaa	aaaaatctat	tcattctttc	acttaacatt	120060

-continued

tatcagaaga	gtgctctgtg	taagacgtgg	ttaggcatag	tgccagtctt	gaaggaagtt	120120	
acagccta	aaaagacata	gggcatgttg	tttggttact	gtaatatgaa	gtggcatgtg	120180	
ttaaagtca	ggggagaact	acaaagtc	aaaaggtgg	gagagattac	atacaggtaa	120240	
aggaatcagg	aatgacacca	tggggagtaa	ggtagtgttg	acctaggcct	ttaagataca	120300	
atagggacag	tatggaaaga	gtatatTTTT	cccacttaaa	ctctttcctt	ggtcgttccc	120360	
tcaaattttc	ccttttgtcc	atgtgcaggc	actttagtga	gtttctgcga	agtcaccatt	120420	
tctgtaaata	ccagattgaa	gtgctgacca	gtggaactgt	ttacctggct	gacattctct	120480	
tctgtgagtc	agccctcttt	tatttctctg	aggtaaagtc	tgcatTTctt	ttcacactct	120540	
attcgagcat	tccagcctct	aactatcaat	gctggggccc	tgtctatagg	aaataacaca	120600	
gaagagccaa	gtcatttcca	aaaagatgta	tcattgtttc	aagttgtttc	tgatggcaag	120660	
agtaatttaa	taatataatta	gagagaacat	gaaaattcaa	tgtattaaat	aactctaatt	120720	
ttgagaaa	cc	taattaaact	actgcatgta	agagagtgca	tgTTTTaat	tatttgagc	120780
tattttaaaa	ccacagaatt	tgaaacttgc	ttccagtgca	taaattgcag	accagacttc	120840	
agaagagaaa	aaaagtagta	aattttttct	tatgctcatc	atTTTTactt	tagtcacttg	120900	
ataggattgc	ccagtgaaga	agcatttgca	acagacaatg	agtataatta	tctTTTTgag	120960	
gcatacagtt	tagtataatg	ctctttgtta	ggcttcaaca	agtgaatta	ttttgttgga	121020	
aagcaaatga	ctattaagta	gaaagaggat	tcccagtctc	acaaagcagt	aatttagaca	121080	
ctcgattctg	cctctttaca	agaatacagg	tactcagttg	atttgTTTTc	tcactccctt	121140	
tctttgctat	aagttttaa	caacaatttg	tttaggttaa	tatgtcctca	tggaatgggtg	121200	
gaaatgatca	gatataaaat	atttggtttg	gttagtttac	tctttatatg	tttgcTggca	121260	
aggaaccaca	aatccagttt	agtataattt	ttactctagt	tcactaaaag	tttgcattcca	121320	
gctgtgtagg	tagtgtttgt	ttcttgTtaa	ctTTTTtttc	gtctaaaaga	atactttaaa	121380	
acttttcaat	ctcaaatgac	tgtaacttgc	tgacaggtgt	taacagaaga	agtagatctt	121440	
tttgtTTTT	gcttatgacc	tgtattttaa	tatttgagct	tatagattag	agattgtgag	121500	
agaaatctgt	ttatagtctt	atTTTccctt	gtgtattttt	tcttcctagt	acatggaaaa	121560	
agaggatgca	gtgaatatct	tacaattctg	gttggcagca	gataacttcc	agtctcagct	121620	
tgctgccaaa	aagggccaat	atgatggaca	ggaggcacag	aatgatgcca	tgattttata	121680	
tgacaagtga	gttatattga	tagatggatt	cagcagatac	ttattgaaca	tttgatatgt	121740	
tttTtgga	taaagatgaa	taaaactcagt	ctctgtgtgc	aaggagctca	caggaggcag	121800	
cataaaagct	gcttttatat	ggtgtttgta	aagctttggg	ggttcttaga	acaaaagttt	121860	
ctgtgggaa	aggggagggt	tatgtgggtg	aaacaggatg	gcaatgggtg	tgTtcaaggga	121920	
gtgtttccca	gaagagagat	ttgttttgga	tcccaaagaa	agaagggaat	tttgcTacc	121980	
agagaaggca	gaaaacaaca	ttctaggcaa	aggcattggc	ccagaagcca	tggaacgta	122040	
ggggaagtg	gcactttcaa	gaaacttgag	tttagataat	caaaggagtg	gggaataaat	122100	
atgaggatgc	tggtactaat	tggaatagat	tgtaagggac	cttgaatgcc	tatttatggg	122160	
tatattatac	tttctgtata	aatctgtctca	ggcacgttgt	taattagttt	tttattagtt	122220	
ttcactgaaa	atgagaggat	ggaaacatca	tacagtaaac	aaaattgaaa	atatctgggc	122280	
aggcagatga	tgagcttgtg	gccagctctg	taacgtatgg	tattcttttc	atttaacttt	122340	

-continued

tcttactctg	taaaaaaaa	aattcgtggt	cgggcacggt	ggctcactcc	tgtaatcaca	122400
acactttgag	aggcagaggc	aggtgaatcg	cttgagccca	ggaatttgag	accagcctgg	122460
gcaacatggc	aaacccgcc	tttactaaaa	atacaaaaat	tagctgagcg	tgatggcggtg	122520
cgctgttgt	cctagctact	taggggcctg	aggcagaagg	atcacctgag	ccttgggagg	122580
tcgaggctgc	agtgagctgt	gatccactgt	actccaccct	gggcagggca	gtagagttag	122640
accctgtctc	aaaaaaaaa	aaaaacaaca	aaggtaat	gttatttgta	tccttaagca	122700
aatgctaaag	gggtaacttg	gggatagaga	aaagtcaca	gatgttaggg	tttgaagaca	122760
ctaatagtat	ctaggccagt	ggttcctgaa	cattagtctg	tgggctcttg	ctgggctgtc	122820
tgcatagtaa	tcacctgaga	gcttattaaa	aataggtttt	caggctgggt	gcggtggctc	122880
acgcctataa	tcccagcact	ttgggaggct	gaggcaggcg	gattacttga	ggtcaggcgt	122940
tcaagaccag	cctggccaac	atggtaaaac	cccgtctcta	ctaaaaatac	aagaattagc	123000
caggcatgat	ggcacacacc	tgtaatccca	gctactcagg	aggctgagga	aggagaattg	123060
ctcgagcccg	ggaggtggag	gttgacgtga	gcggagatca	tgccaactgca	ctccaggctg	123120
gctgacagag	ggagactctg	tctcagaaaa	aaaaaaaaa	ataggttttc	agtctgggta	123180
ccggtggctc	acacctgtaa	tcccagcact	ttgggaggcc	aaggcaggca	gatcacttga	123240
ggtcaggagt	ttgagaactg	cctggccaac	atagtgaac	cttgtctcta	ctagaaacta	123300
caaaaaatta	actgggcatt	ttgacgggtg	cctataatcc	cagctactag	ggaggctgag	123360
gcagagaaat	tgcttgaacc	cgggaggcag	aggactgcat	ctcaaaaaaa	aaaaaaaaa	123420
aaaggttttc	agtccccctg	tctcagaaat	totgattctg	caggtttgag	gtgtgaccag	123480
gaatctttat	ttttagaaga	cataccagat	aattctgata	aatagccagt	ttagggatgt	123540
agtctaattt	tcctattttg	caagtaagga	aaataaggcc	cagagaggta	atgattttct	123600
caaagtcaca	gaacaagtta	gtggcagaat	ttggactgga	atgcagttct	taatgttctg	123660
tccagtgttt	attctggtac	agtatgtttg	tagaaggat	tacgtaagaa	acattgttat	123720
atagatgttg	agataggaag	agtttacatt	tagaaatttg	gtctaaaatg	cctgaacatt	123780
caagtcgtgg	aggagtattg	accaacttac	tcaatacaac	ataggagatt	cacattttgt	123840
tacaaaaatg	ctgattttaa	aggagagttt	tctttttttt	cttctttttt	attttttgag	123900
atggagtctt	gctctgtcac	ccaggctaga	gtgcagtgac	acgatctcag	ctcactgcaa	123960
cctccacctc	ctgggttcaa	gcgggtctcc	tgccctagcc	tcctgagtag	ctgggattac	124020
agggtggggc	caccacgccc	agctaatttt	tgtattttta	gtagagacag	ggtttcacca	124080
tgttggccag	gccggtcttg	aactcctgac	ctcaagtgat	cccccacca	ctgcctccca	124140
aagtgtctgg	attataggcg	tgagccactg	tgcccagcct	gcttgttttt	gtatcatata	124200
tatgcatacat	cataatcatg	cattatcaac	ctttgtat	ctgtcaggac	atagaaacca	124260
ttagagtgtc	tggaagagag	cctttttttt	tttctcgcat	ttaatgcttt	ttttgggtatt	124320
catttccataa	tcagcttacc	aaaacattac	ctgcattata	ccccatcaag	gtagaaatct	124380
ttgtgttatc	aatattgggt	actcccttcc	cacaccgagt	catcagtaag	tcctgttcta	124440
tccaaaatagg	tcatatgcat	ctagctcacc	cctcagtgtc	gttttgtttt	gaatttgtac	124500
atgttttactc	ctgatgcctt	gtagttatga	tgatgtgttc	ttattttatt	ctgtgcatac	124560
aagttctcag	ctcgcttttt	agggaaaatg	accatgtctt	cctttcctat	aaattccttt	124620

-continued

ctatctatca	agtcctcaac	agagaatagg	taccataaaa	tatgtgattg	ttagtttctt	124680
tgccctcagtt	gtagtctgat	ccttacagct	tttaaacaac	agtagagttc	accgtcaaga	124740
actaaggatg	gttggcaggc	agatagaaa	gtagcaagtt	gacccaacta	tctctgggga	124800
agtggaaca	aagaaaggtt	acatcagcac	tgtcatcaca	tagctctata	gttctaggcc	124860
tgccaggctca	atcaagtagc	cttgataaag	attctctgga	ggagggtgctg	aaagttgctt	124920
atacttgcta	tggaatttga	ttttacttcg	gatatctttt	taccataggt	acttctccct	124980
ccaagccaca	catcctcttg	gatttgatga	tgtgttacga	ttagaaattg	aatccaatat	125040
ctgcagggaa	gggtggccac	tcccaactg	tttcacaact	ccattacgtc	aggcctggac	125100
aaccatggag	aagtaaccc	agaacttcaa	acgtatcaaa	ctacaagaag	ttttattggt	125160
agaactcata	aatataaag	tggaagaaac	aagcagaata	gcacagtga	aattgaagca	125220
gtccagcaaa	gtgattaaga	gcagaggcct	tgagtctggc	ctgggtatgta	cagtcacgtg	125280
ccacataaca	ttttagtaaa	cagtggaactg	cgtgtacgat	ggtcctgtac	gattataatg	125340
gatcaaaagt	ggtagtgcac	taataacaaa	agttagaaaa	aataaatttt	aataagtaaa	125400
aaagaaaaaa	gaaaaactaa	aaagataaaa	gaataaccaa	gaacaaaaca	aaaaaaatta	125460
taatggagct	gaaaaatctc	tgttgccctca	tatttactgt	actatacttt	taatcattat	125520
tttagagtgc	tccttctact	tactaagaaa	acagttaact	gtaaaacagc	ttcagacagg	125580
tccttcagga	ggtttcagga	aggaggcatt	gttatcaaa	gagatgacgg	ctccatgcgt	125640
gttactgccc	ctgaagacct	tccagtggga	caagatgtgg	aggtgaaaga	aagtgttatt	125700
gatgatcctg	acccgtgtga	ggcttaggct	aatgtgggtg	tttgtcttag	tttttaacaa	125760
acaaatttaa	aaagaaaaaa	aaaattaaaa	atagaaaaaa	gcttataaaa	taaggatata	125820
atgaaaaatat	ttttgtacag	ctgtatatgt	ttgtgtttta	agctgttatg	acaacagagt	125880
caaaaagcta	aaaaaagtaa	aacagttaaa	aagttacagt	aagctaattt	attattaaag	125940
aaaaaaattt	taataaaatt	tagtgtagcc	taagtgtaca	gtgtaagtct	acagtagtgt	126000
acaataatgt	gctaggcctt	cacattcact	taccactcac	tcgctgactc	accagagca	126060
acttccagtc	tgcaagctc	cattcatggt	aagtgcctca	tacagatgta	ccatttttta	126120
tctttttata	tgtattttta	ctgtgccttt	tctgtatttg	tgtttaaata	cacaaattct	126180
taccattgca	atagtggcct	acgatattca	ttatagtaac	atgtgataca	ggtttgtagc	126240
ccaaaagcaa	taggtgtgac	catatagcca	aggggtgtag	taggccatac	catctagggt	126300
tgtataagta	cactctgtga	tgttagcaca	atggcaagca	gcctaacgga	aattctgttt	126360
attgattgat	tgattgattg	attgattgag	acagagtttc	actccattgt	ccaggctgga	126420
gtgcagtggc	acagtcttgg	cacactgcaa	cttctgcctc	ccagggtcaa	ccaattatcc	126480
tgccctcatcc	tcccaagtag	ctgggattac	aggcaggcac	caccatacct	ggctaatttt	126540
tgtatttttag	tagagacagg	gtttcaccat	tttggccagg	ctgttctcga	actcctgacc	126600
taaagtgatc	tgctgtcttt	ggcctccgaa	agtgtgggga	ttacaggcat	gagctaccat	126660
gcctgggcag	taactgaaat	tctctaatac	cattttcctt	atctgtaaag	tgacgataat	126720
atgcacgttt	acctcaaagt	tactttgatg	attaaagtaa	ggtaatgtat	ataaaataca	126780
tattaacata	gtacctgaca	catggtgaag	atcaaaaaat	gttaactact	tttattacta	126840
ttattattac	gtatttttaa	ataattagag	agcagtatca	aaaattagct	gggcgtagtg	126900

-continued

gcatgcacct atagttccag ctactcagga ggctgaagct ggaggattgc atgagcctgg 126960
 gaattaaagg ctgcagttag ccgtgttcat gcccctgcac tccagccttg gtgacagagc 127020
 aagaccctgt cttgaacaat taaagaaggc attatgccgc aacgttagct tagaaatgat 127080
 ccacatatat caccagtaac tgtcaacagg attggaaccc tagttttggg tattatgatc 127140
 acaagggtatt attaatagct tattaataat aaagcgttgg ctaggcacgg cgactcacat 127200
 ctgtaatccc agcacttttg gaggccgagg tgggtggatc acctgaggtc aggagtttga 127260
 gaccagcctg accaacaatg agaaacccca tctctactaa aaatacaaaa ttagccgggc 127320
 gtggtggtgc atgcctgtaa tcccagctac ttaggaggct gaggcaggaa aatctcttga 127380
 acccgggagg cagaggttgc agtgagctga gatcgacca ttgcactcca gcctgggcaa 127440
 caagagcaaa actccgtctc aaaaatataa ttataataaa taaataaaag taaagtattg 127500
 atgtttgtga atgatttatt cttctaataa actagaggag attttttccag gaatttcaga 127560
 gccagtgagg ttatgttgct tgtatgtgtc atgtgtatcc aggtgaaaaa acttaattaa 127620
 acgctattat ataataccat acataaaaaa tgaattttag gaatactgaa gaatgacata 127680
 tagaagtcaa atcattaat agctagtagt aacagaata gagtgtcagc tgttacccaa 127740
 tgatgataat attttcacga ttaaaattaa accttttctg attttaaagg aaaagttcag 127800
 atctgtatca tataaagaat gtaaattttc agggtaataa aattaaaatg cagagagaaa 127860
 aatgcaaaaa tagttcttac tagatgtgtg tatgtaagga acttagacta attttaagaa 127920
 cactgtcaag accctggtag ttaggttaga aaaaagacat gaatgattca ttcaacaaaa 127980
 actttgagta tttctgtgct agatggtagt gttacagtgg taaacaaaat aaatgtgttt 128040
 ctgctatcct ggagccttag ctacaaaaaa ggtacatatt ggccgggcac ggtggctcac 128100
 gcctgtaatc ctagcacttt ggaagatcga ggcgggtgga tcacctgagg tcaggagttc 128160
 aagaccagot tggccaacat ggcgaacccc cgtctctact aaaaatacaa aaattaactg 128220
 ggtgtgtggc cggacacctg taatcccagc tactcgggag gctgaggcag gagaatcact 128280
 tgaacctggg agacagaggt tccagttagt cgagatcatg cactgcatt ccagcccggg 128340
 ggacaaaagc gaaaatacgt ctcaaaaaaa caaaaacaaa caacaaaggc acgtattaaa 128400
 tacgaacata aatatttaca aattatactg aataagttct catgtttatt atttgcttgt 128460
 ccagttacaa acttttcctt cgtagaatta gaaatataaa taataaacat gagaactcat 128520
 tcagtataat taataattat taaatgtaaa taaaaacatc tatgtacaat taggcattta 128580
 tttaagaatt atttgaaaaa aaaacaatgt ggaacagat attttgatat attgctagtg 128640
 attgaaattg ataatgttct tttgaagagt aaagtacca tatatattaa agttaaaatt 128700
 taactcagca atcacacgcc tggtagtita tcttaaggaa atcagtttga aagtaaaatc 128760
 aatatatgca caaagacttt aacatttatc ataaaccaga aaaatcgagt ttcaaattat 128820
 atcctatgga ctattttctg ctaaaaagta ttaatatcaa ctttatgtaa tactttcgtg 128880
 acaaatattt tggggggaga aaccaacaaa aattacatgc attgtaattt tttttttttt 128940
 ttttttttta gacagtcttg ctccagcgtc caggctggag tgcaagtgtg caatctcggc 129000
 tcaactgaac ctccatctcc caggttcaag caattctcct gcctcaggcc tcccagtag 129060
 ctgggattac aggcgctcac caccatgcct agctaatttt tatagttttt agtagagatg 129120
 gggtttcac atgttgacca ggctgttctt gaactcctgg tctcaagtga tccgtctgcc 129180

-continued

tcggcctcct	agagtgtcga	gattacaggt	gtaagccact	gcaccagcc	tatatgcatta	129240
taattttaat	ttgtaaactg	tacaaagga	taatacttgt	agtacaaca	gaagtaaaaa	129300
catttgttat	aggtagttaa	catttgtaac	cagtagaatt	ataggtaaaa	tttatattatt	129360
taaaacagtt	ttagttggat	ttgatttcaa	ctttaaaata	atgcttttca	tctctatcag	129420
gtctttttgc	ctggcttttt	gtccagcaat	ctttattata	aatatttgaa	tgatctcatc	129480
cattcggttc	gaggagatga	atttctgggc	gggaacgtgt	cgctgactgc	tccctggctct	129540
gttgccctc	ctgatgagtc	tcaccaggg	agttctgaca	gctctgcgtc	tcaggtattg	129600
actgattgcg	tctgccatta	gggagaaaag	catacacatc	ctttccttca	catcccagta	129660
acagatccta	ttatttgtaa	attttaagtt	gtggaaaaaa	aagataaaag	ccaggcacag	129720
tggcctgtgc	ctgtaatccc	agcacttttg	gaggctgcgg	tgggcggatc	acacgaggtc	129780
aggaattcga	gaccagcctg	gccgacatgg	tgaaccacca	tctctactaa	aaatacaaaa	129840
attagccggg	catggtgcca	ggcacctgta	atcctagcta	cttgggaggc	tgaggcagga	129900
gaatcgcttg	aaccaggag	gcagaggttg	caatgaacca	aatcacgcc	actgcactcc	129960
agcctgggtg	acaaagtga	actgtgtctc	aaaaaaaaaa	aaaaagaga	gaaataaaat	130020
tagcctactt	actatcttct	aatcaaagca	tttgtggtaa	cttaaaatat	actgtattgt	130080
aaagtatcat	gctgtttcat	ttaggccatt	attctatttg	aatctgtggc	tgtttctctt	130140
aataaatcaa	gtaatatgga	atataattcat	agcctctgaa	gagctcttta	tgtaagtatt	130200
tatttaggat	actttttgta	aaataagtga	atgaattctt	aggctctcct	tttttttctt	130260
ttcttgagac	agggctctct	cgctgcaacc	tggaaattct	gggtccaaat	aatccacca	130320
ccacagcctc	ctgaatagct	gggactagag	gcatgcacca	ccacgcctgg	ctaatttgaa	130380
attttttttt	ggccaggcat	gatggttcac	gcctgtaatc	ccagcacttt	gggagaccga	130440
ggcaggcaga	tcacgaggtc	gggagatgga	gaccagcctg	gccaacgtgg	tgaaaccccg	130500
tctctactaa	aaatacaaaa	attagctggt	tatggtggct	catgcctgta	atcccagcta	130560
cttgggaggc	tgaggcagga	gaatggcttc	aaccaggagg	tcggagggtg	cagtgaagccg	130620
agatcacgcc	actgcactcc	tgcatggtga	cagagtgaga	ctccatctca	aaaaaaattt	130680
ttttttttaa	tgatggagtc	ttgctgtgtt	gctcaggctg	gtcttgaacc	cctgacctca	130740
aatgccgcct	gcttcagcct	aagtttcttt	tttttttgta	aagagacagg	gtcttgctat	130800
gttgccagg	gtagtctcaa	actcctggct	tcaagcagtc	ctcccactt	ggcctctcaa	130860
agtgtcggga	ttacaggcgt	gaaccactac	ctataatggt	gtgtttcact	caaggccttt	130920
tgatttcggt	ttgcattacc	gtgccacatt	gtgcatttcc	ttgacctttt	ttgggttttt	130980
tggagtgcct	tcatatgtta	aaccatacct	gattctcctc	aaaatcacac	aaagtagaat	131040
atcctaagac	aagaaatcta	aggaggcata	aagaagttaa	ctgggttttat	taaactcaca	131100
cagtaaatga	tagagccaga	aatattcccc	ttctagtgtt	cttcaccatc	agcttaatgt	131160
agcataataa	ttttctaatt	actgttgaca	aataaataac	cctttgaatt	ttcaatactg	131220
ggccttggtg	aaattttcct	aatgtgtaag	agagtattat	cgtattgcc	tttacaagc	131280
tctcctgagt	atctttttct	tctgttaagt	ttacctagga	gataaactgc	tgagtatggt	131340
tgccattttg	gttttttgat	ataggttaga	atgtcttggt	tttttttttt	tttttttttg	131400
gtttttgttg	ttgtcattgt	ttgagacagc	atcttgctct	gtcgcccagg	ctggagtga	131460

-continued

atggcacgat cgtggctcac tgcaacctcc acctcccggg ttcaagcaat tctcctgcct 131520
 cagcttcctg agtagctggg attacaggca tgtgcaacca cacctggcta attttttgtt 131580
 ttttagtaga gaaggggttt caccatgttg gtcaggctgg tattgaactg ctgacctcat 131640
 gatccacctg cctcggcctc ccaaagtgtt gggattgcag gcatgagcca ctgcacctgg 131700
 ctgaatgtct tgtttttgat taggcactta agaaaggcct aggtactaac cataaaatat 131760
 atttttatata cttttgttga tactatata atagaaaact gcacttatca taaccttaga 131820
 caccttgaag aatgttcaca agcagaacta acccatgtga ccagcatcc agatcaaaaa 131880
 cagcattatc agcccctcta gaagccctct tgggccctt ccattcactg tccttcttgt 131940
 caccagggtg gctactatcc tgacttttga tggcatagat tagcattacc tgttcttgtc 132000
 attttataaa taaaccata ctgtgtatcc ttttcttga cagctttatt gtgctaattc 132060
 acatttatcat catacaattc agtggttttt atatgggtcac agagttaggt aaccattacc 132120
 acatcgattt tagaacattt ttttactcct agatagaaac cccctttact taaactcaa 132180
 atccccact ccaccagccc taggcagcca ctagtctact tttatctct atagagacaa 132240
 tagatttgct tattctggac atttcataaa catggaaccg tatattatgt ggtcttttgt 132300
 tgccaactgt ctttacttta gcatcatgtg ttcaaaagag catcatgtta tccatgtttg 132360
 gcatgtatca gaattttatt cctcattatg gcaaatatc ccattgcaag gatttatgac 132420
 attttatttg aattgtacc ccttctctgc catttatcaa taatgctact gtgaccattt 132480
 gtgtacaagt ttttgtgtgg atacaggttt tctttttgtt tttaaatttg aggtggagtc 132540
 ttgctctgtc gccaggctg gagtgcagtg gcacaatctc ggctcactgc aacctctgtc 132600
 tctgggttc aagcagttct cctgcctcag cctcccgagt atctgggact ataggcacgc 132660
 accaccacgc ccagctaatt ttttagtaga gatgggggtt caccatgttg gccagtctgg 132720
 tctgaactc ttgacctcaa gtgatccacc catctcgcc tcccaaagtg ctgggattac 132780
 aggggtgagc cactatgcc ggctgtggtt ttcatttctt ttgttgata tacataggag 132840
 tagaattgct gagtcaagag gtaactctta aacttattga aaaactgcca gattgttttc 132900
 cgaaaaggct gcaccatttt gcaatccac cagcagtgtg tgagttttac agcttctcca 132960
 catttcattg gaacttatta tctgtttggc tgtttttaaa aatgatagtc attccaataa 133020
 gttctacttc agtgtggtt ttgcacttct ctgatgagta atgatgttga gcatcttttc 133080
 atttgcttat tggcctttgt tctagctttg gaaaaatgtt tattcaaact ctttggccat 133140
 ttttattttt atttttattt attttttttt ttttgagacc aagtctcact ctgtcagcca 133200
 ggctggagta caatggtgtg gtctcagctc actgcaacct ccgcctcctg tgttcaagtg 133260
 attctcctgc ctacgcctcc cgagtagctg ggattacatt tcaggcacct gccagcatgc 133320
 cgggtgattt tttgtatttt tactagtgc agggtttcac catgttagcc aggtggttca 133380
 caaactcctg acctcaggtg atctgcctgc ctaggcttcc caaagtgtg ggattacagg 133440
 cgtgagccat tgggccagc ctagattttc ttttttctt ttttttttga gaaggagtct 133500
 tgctcttgtt gccaggctg gagtgcattg gcacaatctt ggctcactgc aacctctgcc 133560
 tctgggttc aagcgatttt cctgcctcag cctcccagc agctgggatt acaggtgcct 133620
 accaccacac ccagctaact tttgtatttt ttttagagac agggtttcac catgttggtc 133680
 aggtggtct caactcctga cctcaggtga tccacctgcc ttggcctccc gaagtgtctg 133740

-continued

gattaccggc atgagctacc aggccagcc aattttctca ttatattgcc caggctggtc 133800
tcaaactcct gggttcaagt gatcctcctg ccttggcctc ccaaagtgtg gggagtacag 133860
gcgtgagcca ccttgctcag cccctttgcc cttttttaa ttagattgcc tttttatatt 133920
gagtttcagg agtcctttat atattctaga taaatgtccc ttatcaaatt atattatttc 133980
caggatattt cttcattctg tgagtgtct ttcctctacc ttttaaaaaa ggtgggtttt 134040
tgtttgtttg tttgtttgtt tttttaagat aaggtctcat tctgctgcc aggtggagt 134100
gcagtggcac aatcacagct cactgccacc tcaacttcct gggccgaagt gatcctctta 134160
cttcagcctc ctgaatagct agggccatag atacacacta tcacaccag cttttttttt 134220
ctgtttgtag agacagatct tactgtgttg cccaagttgg tctcaactc taggctcaa 134280
gtgattctcc cacctctgcc tcccagatg ctgggattac aggtgtgagc cacacgcaac 134340
ctgtcttttc actattaata gtgtcttcct gcttcagcct cccgagtagc tgggattaca 134400
ggcaccaccc accatgcctg gctaattttt ttgcattttt agtagagaca gtgtttcacc 134460
atgttcaccc ggctggctct gaactcctga cctcagtgta ttcacctgcc atggcctccc 134520
aaagtgtgg gattacaggc gtgagccact gcaccggcc aaaatattgc cttcttaaca 134580
gtattgtctt ctaatttgtg aacatggatg tatcttcacg tatttatgtg tcttttcatt 134640
tcagcagaat ttgttagttt tcagagtaga agcctttcac ctccttgggt catttattcc 134700
tatgttttaa gttcttttcg attccattat aaatagaatt gttttcttaa tttcattttc 134760
agattgtttg atgagagagc atagaaatac aagtgtttt tacatgttga tcttgcaact 134820
tcaactttga taaatctgat tgtagctct aatagttttc ttgtggattc ttaggattt 134880
tcaatatata agatcatgtc atttatggat agagatagtt tttttctgag ctagaactta 134940
cagagcaatg atgagtagaa gtggcagaag caaaaatctt tgtcttgtt cctatctgac 135000
agggaaagot ttcagtttca tcatttaata tgatgttagg tgtgggtttt caataaatgc 135060
cttttttcag attcaggaat ttccctatca ttcctgattt ttaaggctt tttttttttt 135120
ttaaatcatg aaaggtgtt gaatatgtc atgttctttc tgtatcagta taaatgatcc 135180
tatggatttt gggttttatt ctgttgatgt gaaatattaa ttgattttca gatgttaaac 135240
caaccttgca tacctgagat gaatctcact tggcatgggt gtataatctt ttcaatatgc 135300
tgctggattc catttactgg tattttgttg aagattttgt atctgaacgc ttaagataac 135360
atttacactc tatcagaaat gaattgacca taaatgtgag agtgtatttg tgggttcttg 135420
attctcttcc attccaaga tagacataca tccgtctgta tgtctgtctt tatgccagta 135480
ccatactctc ttgattacta ttgctttgta ataagttttg aaatcagaaa gtataaatga 135540
gattttggta tctgagtaac agtcctcata gaattagttg ggaaatattc cctctttatt 135600
ctgtgccctc tttctttttt gtttaactgt gtatcttggg gattgttcct tctcaacaca 135660
tgagagccgc tttccctacc ctcccacccc tgctatagag aggtctataa gtgtctgttc 135720
aattatttta tttacttaac ctattactta gtcggggaca ttaagcttgt ttatgtcttt 135780
tatttttaac aatgctgcag tgaataatct tgtatataag tcattttcca tcaatataag 135840
tctctctgta actgaatttt tagaagtggg atttctaggt caacctatgg ctctgtattt 135900
cacaaaaata ccaattctgg tttttcttgt ggaggtgggg agtaggaggt agaatgctgg 135960
aggagaactt gctgtactca gctggctagt ctttttagaa aggtttcctt agcttctttt 136020

-continued

tgtcatatgg cctcaccaag aatcaaaaac attcctatatt accctgtaaa catggggcctt 136080
 tactacccaa gatacatatt tctggatgta tgacagcttt tcatattgaa gaaataatgc 136140
 tgtgagtaca gcacatttgt tggaacttag gtcgttaaga atgtcttata aattcataca 136200
 ttatacatatt tattttatatt tatttttttag tttttgatac agagtcttcc tctgtcgccc 136260
 aggccagcgt gcagtggtag aatcttggct cactgcgacc tccatctcct gggctcaagt 136320
 gattctcatg tctcagcctc cagagtagct atggttacag gcatgcacca ccatgcccg 136380
 ctaattttttt tatttttagt agaaactggg tttcaccata ttgaccatgc tggcctcgaa 136440
 ctcttggcct caagtgatcg gcctgcctca gcctcccaa gtgctgggat ccttgtattg 136500
 ggtaaaagat gaataattgag ggctgcattg tggctcatac ctgtaatccc agcactttct 136560
 gagactgagg tgggaggagt cctggagccc aggaggggtga ggctgcagtg agttgtgatc 136620
 gcgccattgc acttcaacct aggaattata ggcttcagtc actgtgcccg gcatgtacat 136680
 tttaaatattg tgctttcctc ttttagctat agtatgaggt tacatttcag agtcattgtt 136740
 gtaagcatc ttaatagtga tgaggttgag tgaaagttac ttctatttca aacactgaag 136800
 aaaattttgt acaaatctgt cacattccaa gccagagact gattgtttca tatacttcta 136860
 attttacaat ttctattgta gtccagtgtg aaaaaagcca gtattaaaat actgaaaaat 136920
 ttgatgaag cgataattgt ggatgcggca agtctggatc cagaatcttt atatcaacgg 136980
 acatatgccg ggtaagctta gctcatgcct agaattttta caagtgtaaa taactttgca 137040
 tcttttaaat tttttaatta aattttacat ttttttctaa tctattatta tatgcccaga 137100
 actttcactt agagtgtgca gtataatgtg gtggttaagt ataaaggctc tggagtgact 137160
 tcttggtttt taactctggc tctgccattt attggcagcc gctaacctct tggtatctca 137220
 gtttcttcat ctgtaaaatg agaataataa agtgaaaaga tgccaacatc atttactctg 137280
 ggctgcataa ctgatacttg gaaaagat tcccttgagt ttaagaatta agttgggttat 137340
 tcattttagc ttgtaataaa aagatagtga ttcatagat atgccactta ctgaaattta 137400
 ccacagatcc aatcataaaa tcactttctc ttccctaaag atagcttgat taacatgtaa 137460
 aggtgtgtaa aggcttgatt acactaccct gatccgtacc ccagttccca gcagcaccat 137520
 gaaaagggga tttcaacata tttaattact ttcagtagaa agtaacagtg gtaggccagg 137580
 cgcagtggtc cacacctgta atcccagcac tttgggaggc cgagggtggc ggatcacgag 137640
 gtcaggagat tgagaccatc ctggctaaca cgatgaaacc ccgtctctac taaaaataca 137700
 aaaaattagc cgggcatggt ggcaggcacc tgtagtccca gctacttggg aggctgagac 137760
 aggagaatgg cgtgagcccc ggaggcggag cttgcagtga gcttagattg tgccactgca 137820
 ctccagcctg cgcagtgag cgagactctt gtctcaaaaa aaaagaaagt aacagtggta 137880
 ttgggagact gaggagccta gaaagtactt gaaggaaagta aaaggtttgt ttgaccacat 137940
 tgtattttgga aagccagctt tttcagctgt gtcagctttg tgtagtgatt tttagtctt 138000
 ctttttagaa ataacggaca aggccgggca cggtggtca cgcctgtaat cccaccactt 138060
 tgggaggcgg agacggcggg attacctgat ctgaggagtt cgagaccagc ctgggcaaca 138120
 tggtgaaacc ccgtctctac taaaatacaa aaagttagcc gggcgtggtg gcgtgtgcct 138180
 gtagtccag ctactccgga ggctgaggca ggagaattgc ttgaaccggg gaggcggagg 138240
 ttgcagtgag ccaagatcac accattgcac tgcagcctgc gcgacagagt aagactctgt 138300

-continued

ctcaaaaaat aataataaaa taaaaaagaa tggacagtaa acctaaatga gttcattccc 138360
 aaagatgatg ttattcttaa gggatgggtc atttatttaa gaccttacct aaagtctatc 138420
 aattgcgtga tttttcactt ctgtaattgt gtgtatgtat aatgtaaata tatatgtttt 138480
 tgttttgttt tgggtttttg agacggagtc tcgctctgtt gctcaggctg gaatgcagtg 138540
 gtgcaatctc agctctctgc aacctctgtc tcccagggtc aagcgtttct tctgcctcat 138600
 cctcccaagt agctgggact acaggcacgt gccaccacgc cgggctaatt ttttgtattt 138660
 ttagtagaga tggggtttca ccgtgttagc caggatggtc tcaatctcct gacctcgtga 138720
 tccaccgcgc ttggcttccc aaagtgttgc tattacaggc atgagccacc acaccagca 138780
 tgtatttttt aaatgtataa aatgaagcag aaaagagaaa tgataatttt tcttcatctt 138840
 gaaagattat cttcaccagg cgcagtggct cacacttgta atcccagcac ttggggaggc 138900
 ctgcgcaggc ggctcacttg agttcgaaac cagcctggcc gacatggtga aactccgtct 138960
 ctactaaaaa taaataaata aagatgggtt taatatatgt tttagtttta tgatttttagc 139020
 atctttctga aatttttctc aaggcaagta aatttgtatc agttggtata ttggtaccca 139080
 tctatgaaat aacttattag gaagatatct ctaaaataag atcactttgc ctaaaataaa 139140
 ctgatataat gatgttcaca gaatttttct ttttaaccgac ttgataaatg cattattctt 139200
 gacgtcaagt gatccacctt cctcagcctc ccaaagtgct gggattacac acatgagcca 139260
 ccgcacctgg cattattctt ataaaaggtt aaatttctag ttaagtttaa tgtcctcttt 139320
 gttcatgtac cattgcttat tttcttccct tcctactcac agtaatcatt cttatgggtat 139380
 gcacttttgt ttgcttattt ttatgtaatt gatattacgc tccattctgt acgttgtaact 139440
 ttcattcaca gtgagttttg gacattccta tgttcacta tacagactta cttcatttta 139500
 actacactgt agtattccgt atgtaatat tactataact catcactgta gcagagcatc 139560
 tcatagtgtg tgtattactg ttttgccatt ttggtatcaa tgagtattta agtcatttgc 139620
 agtttttccc tcttatacc agtattacag aggatctctt tttatatgct tctttgtacc 139680
 aagaggcaga ttaaaaaatt tttttttgaa aaaatttttg aaaaaaatg aaatgaagtc 139740
 tcactatggt gcccaggctg gtctcaaaact cctaggctca agcaatcctt ccatcttggc 139800
 ctcccaaagt gctgggggta caggcatgag ccaccatgcc tggcctacat tttaaatttt 139860
 gatagctctt acaatttact ttgtaaagta tctgcacat tttatgttct caccagtctt 139920
 taataagaat acttcatact tttggctgga cacagtggct cagcctgta atcccagcac 139980
 tttgggaggc cgaggcgggc agatcaagag atcgagacca ccctggccaa tatggtgaaa 140040
 ccctgtctct actaaaaata caaaaattag ctgggcgtgg tggcgacccc gtagtcccag 140100
 ctactcgaga ggctgagaca ggagaatcac ttgaaccgg gaggtggagg ttgcagtgaa 140160
 cttagatcac accactgcac tccagcctag caacagagt agactctgtc tcaaaaaaaa 140220
 aaaagaatac ttcagactta attttttttc cagtcttaag tgtttgctaa tgagattgag 140280
 tttcttttgg tatgtctctt gattgttcag gtttttctt ttatgaattg actgttcac 140340
 tctttttcac attatttctg ttgggtgatt ttattagtga cttgttaaaa tctgtatat 140400
 tttttcagca tgacacttca ttattcaaaa aaaaaaaaag attctctatg tttctcgata 140460
 ctaatcattg gttggtaata ccttaaaaat aagaccctta ctgtattttt tgcttttttt 140520
 tttttttttt tttttttttt ttgagatag agtcttgctc tgttgccag gctggagtg 140580

-continued

aatggtatga tctcggctct cagctcactg caactgcaac ctctacctcc ctgtttcaag 140640
caattctcct gccttagcct cccaagtagc tgggattaca ggcatccacc accacacca 140700
gctaattttt gtatttttag tagagacagg gtttcacat gttggccagg ctggtctcaa 140760
actactggcc tcaagtgatc cgctgcctc ggcatccaa agtactggga ttacaggcat 140820
gagccacagt gcctagccac tttttgcttt ttaactttgt tttatagtag tatagtttta 140880
gtataaacag atgtatgtat acacacaact atggctttat aatatgtttc agtcattgtt 140940
agagcaaggc ctaccttttg ggtgcttctt ttacaaaatt gtcttggtta ttcttggtcc 141000
ttttttctta tttgtgaatt ttagaattgt gaattacctg ttgactcacc atgttttgta 141060
aactgaggat ttggaatgga attgcactca attaaagatt atcttgcttt ctgtgcagca 141120
atgttttatt tcaataaatc cctactttta attacttagg atagctataa attgtgtttc 141180
tggcctttcta gatttagatg aaacgcttta aattgattgt tttctcctaa atttaaaact 141240
gattgttaga agttaaatgc ttctgttcat tcttatttag gaagatgaca ttggaagag 141300
tcagtgaact ggggcaattc atccgagaat ctgagcctga acctgatgta aggaaatcaa 141360
aaggtttggt gtgtttttat acttcataat aagcctttac tcacattagt gattgactgt 141420
aagtcaaaga ccacttaagg tttaactgtt ttattttgta aagtaaccac tgtatctttc 141480
accttggtgt tatagttaga agtaagtaca agggcttcct gtagtcacat ctttatgcaa 141540
tctcctctga atcaaaagtt agtgaacttg ctttgccact ccagaaggca catgaatatg 141600
aaaaagcatt gtctattttc ttattttaat gcaaaatacc cgacctaatg tggacttaat 141660
gtttgagacc gtttatttta ttaaattata ttttttctct tttctttttt ttttttgaga 141720
cagttcttgc tctgtcacc cagccggagt gcagtgtct gaccgcacct cactgcaacc 141780
tctgttctct aggttcaagc gattttcctg cctcatcctc ctgagtagct gggactacaa 141840
gtgcgcacca ccacacctgg ctaatttttg tatttttagc agagatgagg ttccaccacg 141900
ttggctaggc tgggtctcata ctctgacct caagcaatcc atccgccttg gcttcccaa 141960
gtgctgggat tacaagtgtg agccaccatg cctggcctta ttaaattatt tttattaaat 142020
ttcctaaga ttgatgaag taatgaata taaaagtaat gaaatatatg tggaaaatag 142080
actgatttaa gaaatgtgg cacatataca ccatggatac tatgcagcca taaaaaagg 142140
tgagtcatg tcctttgtag ggacatggat gaagctggaa accatcattc tgagcaaaact 142200
gtctcaagg tagaaaacca aacaccgcat gctctcactc ataggtggga attgaacaat 142260
gagaacactt ggacacagg tggggaacat cacacgctgg ggcctgtcgt ggggtggggg 142320
gctgggggag gaatagcatt aggagatata cctaataata atgacgagtt aatgggtgca 142380
gcacaccaac atggtacatg tatacatatg taacaaagct gcacgttgtg cacatgtacc 142440
ctagaactta agtataata aatttaaaaa aaataaatat atgtggaaaa tattaatagg 142500
tcaaaattca aattgttcat ttaatcagaa gagtagttta gtcaaatcca agggtttagac 142560
aacagaaatc ttttttgta agtgacttct ttgtgactga ttctatcttc ttctgtgttt 142620
acacaggaag atttcagaaa caaatgtgga tccgtgacag atggatctta gaagttttta 142680
gtttggttga attgacagta ttttattgag taaaagatac taatttttgt aagaagaaaa 142740
attcaatttt gataagtatg ttaagatta agagctattg gccaggcgtc gtggctcatg 142800
cctgtaatcc tagcactttg ggaagctgga gcaggtgggt cacgaggtca agagattgag 142860

-continued

accatcctgg ccaacatggt gaaaccctgt ctctactaaa ttagccaggc gtggtggcac 142920
atgcctgtgc acccgctcc gggtttaagc gatcctactg cctcaggctc ctgagtagct 142980
gggattacag gcgccatggc taatttttgc attttttagta gagacagggt ttcactacat 143040
tgccagagct ggtctggtct caaactcctg acctcagggt atctgccgcg cttagcctcc 143100
caaagtgtg ggattacagg catgattcac catgtctggc catttatctt attttctttt 143160
tttttttttt ttttgtttga gacggagtct tgctgtgtcg ccagagctg gagtgaatg 143220
gtgcgatctc agctcactgc aacctctgcc tcctgggttc aagcaattct cctgcctcag 143280
tcttccaagt agctgggatt acaggcgcgt gccaccacat ctactaatt tttgtatttt 143340
tagtagagac aggttttcac catgttggcc aggtgtgtct cggaaactct gacctcgtaa 143400
tctgccacc tcggcctccc aaagtctga gattacaagt gtgagccact gtgccagcc 143460
atcttatttt ctttcttttt ttttgcggg tgggaggggg acagagtcta gctctgtcgc 143520
caggcttggc tactgcaac ctctgcccc caggttctag caattattct gcctcagct 143580
cccaagtagc tgggattata ggcacctgcc accacgcctg gctaattttt tgttattttt 143640
agtagagatg gggttttgct atgttgacca tgctggcctc aagtgtatccg ccaccttgg 143700
cctcccaag tactgggctt acaggcgtga gcttgtattg ggtaaaagaa caatattggg 143760
ggctgcattg tggttcatat ctgtaactct agcactttgt gagactgaga tggaaggagt 143820
gttgagccc aggaggtga ggctgcggct gcagtgaatt gtgatcacgc cattgcactt 143880
ccacctaggt aatggagcaa gacctgtct ctaaaaaaca aaacacaatt tttttaagga 143940
atactgggaa gaggtcagt gtggttttag aacagaggaa gtgccagatg accttgtga 144000
ggcattggcc aggaagaact ctacagtgtc tttaggtagc ttctgtccat aaggataatg 144060
gggtctctc ccagtatta atagaaaatc tctgagctgt tttttttgt ttgtttgttt 144120
tgtttttttt tcctgagatg gagtctctct ctgtcgcca ggctggagt gtgtggcgcg 144180
atcttggctc actgcaagct ctgcctccca gggtcacacc attctcctgc ctcagcctcc 144240
caagtagctg ggactacagg tgtccaccac cagcccagc taattttttg ttatttttag 144300
tagagatggg gtttcacat gtcagccagg atggtctcga tctcctgacc tcgtgatccg 144360
ctcgctctg ccttgcaag tgctggagtt acaggcgtga gccaccgtgc ctggcctggg 144420
ttttttgttg ttgtatttta ttattttatt tttttttt ttgagacaga ctctcgctct 144480
gtcggccggg ctggagtga gtggcacgat gtcggctcac tgcaagctct gcctgccagg 144540
ttcaagccat tctcctgct cagcctcctg agtagcagg accacaggcg ctgccacca 144600
cgcccgcta attttttga tttttagaag agacggggtt tcaccgcatt agccaggatg 144660
gtctcgatct cctgatgtc tgatccgcc acctcgccct cccaaagtgc tgggattaca 144720
ggtgtgagcc accgtgctg gcctgatttt ttttttttt taatctggtc tcatacctct 144780
gacagctcat gaagaagtgc tcctgcttca tatgtatatg ttttagcata gtgttaacat 144840
agcatagggt ttcgggtttt gcagtttctg tttgttttat atgaattaag gtgtattatg 144900
agcagttgaa gatatatag aaattttttt ccaaaccact atctctgctc gttctattca 144960
ttcagtctgt ttatgttatt ccttcattca ttcattttat agaacagtgg agtgcctact 145020
gtatgatct attgttctg gtctgggga agaaaacaaa gttcctgctt tcatggaact 145080
tacattatat tggcggagac agtaacagac aaacaaatgt agcctgtgta catgtgttac 145140

-continued

atgaaaagca gggtagggg ctgggagaga gtagtaggga gtgctatttt cgaggtggtt 145200
gtcaggaaag gcctcactga ggaggtggca ttttgagtag acctgagcgc agcgggggcg 145260
taagcccagg cagcatgttg aggaagagtg ttcttggtga aaggaacaag gatagaggcc 145320
cgaagctaga gagctcagca tgatcaagga acagcaagcc cctgtgtgct ggaatggagt 145380
gagcaaagga atgagcagta gaaggtgagt gagttgggag gtcaccagag accatggcaa 145440
ggacttgaaa gtgtcaggga cacattggaa gttggagcag ggaatgatg ggatttatgt 145500
tttgtttttg ttttatgttt agtgttttta agggattgct ctatcagcta ttggaaaaat 145560
ttagtgtagg gcttcaagaa gagaagcaga gaaacaacat tcttgccata gtcatagtct 145620
aagtaaggga tgatgggtgt gtggattagg ctggtagtgg aagaccagtc cagttcgggt 145680
tgtatttgaa ggtagaggca aaaagattat atttctacca gcaagcccat ctatgaagtt 145740
acttgatata ttaatttaat tgagacatgc ccacataaac taataaatag gaatttctgc 145800
agtttggtta aacaccctg tatatcctgg ttcttctttt agttgtocag atgtctcttt 145860
aagcaagta ttttttggtg gtgtaggagc ctagagattg aatttattca cccaaaaggc 145920
atttgagtga ttactatgtg ccaggcacta tgctgaatgc caaggatgta aataagaggg 145980
cgtagtctca gtctgtttta ctccagcttg gttccttttt aatgaccctg acttgtaaag 146040
catatcagtt atcctacaga atgtttaatc ttctgtactt tcctggttgt gttatttagc 146100
ttatttctct ttcttgaca tttcttgtaa actggaagtt acacctatag tcttgatgat 146160
tcgtgttaca cattttatag tagaacacat catgtgttgt atatggtgtt ttgaaagcc 146220
tctctgtata ttggtctgta cattaaaatg ttgcctgaat ggatacacat aaaatttaac 146280
agtattaca ttagagatga gaagaaagag gtgcctttta cttttcaata taccttttcc 146340
tctgtctttt gaactttctt gccctatgca tacgttattg cttaatcctc cacctcatct 146400
cttccccctg ggctttctgt tgcatttgga atgaaatcta gcctctttgc tgtaacctgt 146460
ggatgtccct tgctggcctc tatcacctta ctttgaacca ctcccttcat ggactgagct 146520
ctcattggac tatcttttat tcttttgctg aagtttcttc actttgagtg cctctgcagt 146580
tgctatttca tggctgtggc aagccctgcc atggctttca tgcaaggatg gttcctcctt 146640
ctcatctcaa tattatctct tcagagaggg accttccaa ctccgatgat ctaaaatcct 146700
ttgtatatac cactcactac cacttcttcc ttttcttttc cttttatctt tttttttttt 146760
tttttttttt gagatagggg ctgtctctgt tgcccaggct ggaatcacga ctcaactgcag 146820
cctcatcttc ttgggtcaca atgacctctt cacctcagcc tctcgagtag ctggaactgc 146880
aggcacacac caccatactt ggcttattat ttactttttt gtagagacag ggtttcacca 146940
aggctggtct caagctcctg ccgcaagcaa tccacatctc tcagcctccc aaagtatttg 147000
gattatagga gtgagccact actcctggcc tattttctta ttactgtctt aaaattatct 147060
tgttcattta ttacatact tgtttatagc ttatttctca gctggacatg gtgcctcaca 147120
cctgtaatat caatactttg ggaggtggg ttggagaatt ggttgagccc aggacttcaa 147180
gaccagcctg ggcaacaag tgagaccctg tctataaaaa attgtttaa aattagctgg 147240
gcatggtggc acatgcctgt ggtcccagct acttgggagg cagaggtggg agaatcgctt 147300
gggcccagga ggttgaggcg acggtgagcc atgattgtgc cactgcactc tagcctagtg 147360
acagagttag accatgtgtc taaaaagtaa ataaaaatag tttctcttcc atgactagaa 147420

-continued

tattacctct atgtgggcag ggagtttgc tatactatctt ggcactatat ttcctgattc 147480
tgaaattatg cctagcacat ggtaagtact ccttaaatat ttattgactg aattatttaa 147540
tacttaagaa ttccatttgg gattatctga gtggaagat tacggattat atttatgtaa 147600
gaaaaaatca ttttttaaac ttggttgccc ttggccacac tgacatagac actaagtttt 147660
cttagccaga ttacttccga ggatactcac agaggccatt ctcttctcaa tccccaaata 147720
attgatattt cttagcactt tcaagctaata gcaattctta gatgatgtat ctgtgtatat 147780
catactccta ttctacaaat gtagaaattg aagtctgggc acagtggctc tcacctgtaa 147840
tctcagcagt ttgggaggcc aaggcgagcg gatcactgag gacaagagtt aagaccagcc 147900
tgccaacat ggtaaacct tgccctattt aaaaatacaa caattagggc cgggcgtggt 147960
ggctcagcc tataatccca gcacgttggt aggccaaggc aggcagatca cgaggtcagg 148020
agttcgagac catcctggct aacacagtga aaccccatct ctactaaaaa taaaaaaat 148080
tagccaggca tgggtggcacg cgctttagt cccagctatc gggaggctga ggcaggtgaa 148140
tcccttgaac ccgggaggcg gagggtgcaa tgagctgaga ttgcaccgct gaactccagc 148200
ctggtcaaca gagggagact ctgtctcaaa aaaaaaaaaa aaaaacaatt agccaggcgt 148260
ggtggcgggt acgagtacct gtaatcccag ctactaggga ggctgaggga ggagaatcac 148320
ttaaacccag gagggtgagt ttgcagcggt ctgataatgc accactacat tccagcctgg 148380
gcaacagagt gagactctgt cttaaaaaa aaaaaaagaa agaaagaaat tgaggaaatgt 148440
ggagattgtg gtctgtgatt tgttaggaat cacacagcag gttagtagca actacagggc 148500
tttggttcag aataccacct tgacaatggt ttgtttacag ttcggtctcc ctctctctgc 148560
cttctctctc ttccttattg agggcagctg gaaagaattt tcatcattta ctagcctata 148620
gctttaattt gagttttgaa accttgataa tagagcacag aggaaaagac tgagttttct 148680
ttttttgaga cagtcttgcct ctatggccca ggctggagt cagtgcacac atctcagctg 148740
gttgcaacct ctgcctccca ggttcaagca attctgcctc agcctctcga gtagctgaga 148800
ttacaggcac gtgtcaccac gccagctaa tttctgttt ttgtttcgtt ttgttttttt 148860
ctgagatgga gtcttgcct gtcaccacag ctggagtga gtggtgcgat ttgggtcac 148920
tcaaacctct gtctcctggg ttcaagcaat tctctgcct cagcctcccc agtagctggg 148980
actacaggta cgtgccacca tccctagttc atttttgtat gtttagtaga gatgggggtt 149040
cactatgttg accaggctgg tctcgaactc ctgatctcag gtgatctact cgtctcagtt 149100
tccccaaagt ctgggattat tggcacacgc ctatttttgt atttttagta gagacggggt 149160
ttcaccatgt tggtagact ggtctcaaac ttctgacctc aagtgatttg cccgccccag 149220
cctcccaaag tgctgggatt acaggcgtga gccaccgtgc ccagccaaga ttgagttttg 149280
aaaagagcct tctgagatta tgagaaggc aagcaagata acttaagaag ttacattaaa 149340
atcatctaag agacagtga acaagaagga attgtaaaat gatgttatga gcacgtgccc 149400
aatgtagtgg caatcccttg tgcttcgata cattgggtgg agacaaaact gtacttaaat 149460
tgataaatcc cttacatgtc attttaagga gcttagactg actcccatca ttagacatc 149520
agagatttct tttttttttt tttttttttt tttttttttt ttgtgacag agttttgctc 149580
ttgttgccga ggctggagt caatggcgtg atctcgctc accacaacct ccacctcca 149640
ggttcaagca attctcctgc ctacgctcc cgagtagctg ggattacagc catgcaccac 149700

-continued

cacgcctggc taatthttgta thttthtagtag agacgggggt tctccatgtt gtggctggtc 149760
tcgaactcct gacctcaggt gatcctcccg cctcagccac ccaaagttct gaaattacag 149820
gcgtgagcca ccgcgccag cccagagatt tctaacaga gttctaacca gatgcttttc 149880
cctgtcagta gaatgagaat gaattggagg tgggagagac tggcatgagg gacaccagtc 149940
agccagtgga attagctggt aatgttgata ggagaagaaa aagattcaaa gttaggtagt 150000
ggtagcaaga attagagga aggtcggatt tatgatatgt ccaaggtga attctaaggt 150060
gaaatthtgg ggcagatttc atgtgtaaat tgggaaggta gattgagttt thttaacatg 150120
ggtthttctaa catgtcaata gagtgcactct gcaggggggc ctgacgagag aacagtgcac 150180
gggtgatttc aacagccagt ttagccttca tgcagagcat ttaacactgt gactctgtag 150240
actctggttg gcagtaaaat ttcattaaac caatatttaa acccttaggt aataataaaa 150300
attgaggga aagatccag gttthgtatt thttatgaat tcagttattg aattaacag 150360
gaccttgct caagaaataa tctaccaaca attaacttgt thtaagcaa agttagggaag 150420
tgagcatgtt caaattatta aataaaaaag taagctgtgt atttcattca tagaaataga 150480
ggctggccta cttcgtagta ttctcagcat gtgattacag atgtgggctt atacatccta 150540
gggagttaag gcgtactctg gcttgtagat agtagagctc thtgaaactc thctctcacc 150600
cagctagttt atatagacta gagaactaga atgtagcagc atactctgtc ttagaagccc 150660
thttatatag gagctggtct ggaaggttg aaaacataac aaatgtgttg gtgtctccca 150720
atgtattgct agattcttac ccaagagcat tatcctggtt aggggttggt ttggthttgt 150780
thtgthtttt aatgtttgcc acaaactaac actagatgtt agthctttca tcaagtgagg 150840
agagtagaag aaaagtcag aactctgaaa cacctthtca aaagthtttc aagccatgat 150900
gtthgcaagt taaatgctct gttatgtaag caatataatc agthtttatt aatgtaacat 150960
tccttagtgt thtgggggtat cacacaaaa agaatatcca tatctggaag caacagctth 151020
taataaagag cattgtgggt gtgggtggtga tagtggttht thththththt thtgagttgg 151080
agtctcgctc gtttgcccag gttggagtgc agtggcacga tctcagctcg cttcaacctc 151140
tgctcccagg thcaagcaat thctctgcct cagcctctg agtagctggg attataggca 151200
cctgtaccca tgctggctg thttthtatta thttagtaga gacaggtthc accatgttg 151260
ccaggctggt cttgaactct taacctcag tgaatcacc acctcggcct cccaaagtgc 151320
tggaattaca ggcatgaacc accatggcca gccaaataag agcattthta atgtaaaatt 151380
atgcatgaaa tgtacattca thttgtctt thgtttactag gatccatgtt ctcacaagct 151440
atgaagaaat gggtgcaagg aaatactgat gaggtaaatc ctacctthtag gataaaaaga 151500
thtctgtthta taagtgccac cctcatgtaa gtgaggtthta aaatthtct thtctthtag 151560
thccatgtth aagcagcatg gcacatttht gttctcttac ccagaatgta ccaagaaagg 151620
gtggthcctt cttaacatct aacaattgcc tggtagtagc agtgaaggta thttcagtca 151680
gaggtagga cactgaagg atatacatgc attcaagtht ccatcagcca gcaggcatca 151740
gtaatcagtg tgtagatcaa aagctcaaat gthtcttcc cactggcag thttactthca 151800
agtagtgag gcttgcttht thaatagtta attaatgata ttgagagatg ggagtgaaa 151860
aaagaaaaat gthttthttt gacctctaa tatgaaagta gthcgggtt aggtatccag 151920
tagttgacac tggaagacag ggaatgacat gthaatatth atagccagag ggtggcccag 151980

-continued

gttttttcgt acatgggaat gaaattctta tccaaataag tagaaattat gtgcgtaagc 152040
 catttgtaa gagcactgag tatgtgcac tcgatccac taatgaataa ccattatcac 152100
 cagtttaaat tattttcttt aggccaggga agagctagct tggaagattg ctaaaatgat 152160
 agtcagtgc attatgcagc aggctcagta tgatcaaccg ttagagaaat ctacaaaggt 152220
 aaggatgact tcgttttgtg taaactaaaa agtattattt tccagggtga aaaaataaaa 152280
 agaacataag gggtttcttt gcctttgaag gattaactgc tgtggggatt accttcttat 152340
 cataagcaac tagaaaattg acaactaaa tgaaacaact gttgcatat attggacaat 152400
 gggcaatata gggaaaccat ggaacccaaa cagagcccag tagtcttgct gaacgaaaga 152460
 gttaaatatc aaagtccagg ccagggtcag tggctcacgc ctgtaatccc agcactttgg 152520
 gaggccaagg cgggtgaatc acttgaggtc aggagttcaa gaccagcctg gccaacatgg 152580
 tgaaaccctg tcttagccgg gtgtggtggc aggcacctgt aatocccact atttgggagg 152640
 ctgaggcagg agaatcgctt gaaccaggga ggcggagggt gcagtgcagc gagatcacac 152700
 cactgcactc cagcctgggc gacgagcgaa accccatttc aaaaaaaaaa tcaaagttca 152760
 gagagctcaa tttagtaga agttgtaga taaggtagca gaaaagagga agctgccag 152820
 aaagaaagcc gtagagatat ttagagagat tccatggat ccttggccta ggagtgcct 152880
 gtatatgtgt ggggtgaaa cgcattgtgc caggtagaga acccccaga aattagtagg 152940
 ctgaatgatt gctggaacat agggctaaga aaagtcatg gccagaagga tctggccaga 153000
 gtagagagac ttagtaatac acaaggcatt gggtagtgc ttacacagag ttatgcctta 153060
 ctactgaaga taaattagtc cttagagtaca agcactgaa ccaagtttca aagcaaattt 153120
 ttaaagggtc aaattaccta acaactgcat gccaaaaca aggcctaacc ctctttacag 153180
 taacacaaca aaattcagca cttcacagt taaagttaga atgtctgacg tccaggctgg 153240
 gcgcagtggc tcatgcctgt aatcccagca ctttgggagg ccgaggcagg tagatgacct 153300
 gaggtcagga gttcaagacc agcctggcta acatggtgca acccgtctc tattaataat 153360
 acaaaaactt agccaggcat ggtggccggc acctgtgac cgggtactt gggaggctga 153420
 ggcaggagaa ttgcctgaac ccaggagggt aaggttgagc tgagccgaga tcgcaccact 153480
 gcactctggt ctgggcaaaa agagcaaaac tcaggctcaa aaaaaaaaaa gaatgtctga 153540
 cgtcaatcac aaattaccaa gcatgacatg aagttgacct ataaccagga gaaaactcaa 153600
 tctatagaaa cagaccaga tgtgagaaag atgatgaatt tagcagacaa agaccatcaa 153660
 gtggctattt taaatattaa aaatatgttc aagtgccag gtgcagtggc tcatgcctgt 153720
 aatcccagca ctttgggagg ccaagggtgg taggagttca agaccagctt ggccaatatg 153780
 gtgaaacccc ttctctacta aaaatacaaa aaaattagct gggcatggtg gcaggtgcct 153840
 atagtcagg ctatatggga ggctgaggca caagaatcac ttgaaccgg gaggtggagg 153900
 ttgaggttgc agtaagccga gattgtgcca cttgtactcc agcctggaca acagagtgc 153960
 actctgtctc aaaaaaaaaa aaaaaaaagt taaagaaaac aagagtataa tgagaaaaat 154020
 gcaaaatagt tttaaaagaa ccaaatggaa tttcttaaaa taaaaatac cagaaatggg 154080
 ggccgggctg gtagctcac gtctataatc ccagcacttt gtgggggctg aggcaggcag 154140
 atcacctgag atcggtagtt caaggccagc ctgaccaaca tggagaaacc tcatctctac 154200
 taaaaataca aaattagctg ggcgtggtgg cgcattgcct gtaatccag ctacttggga 154260

-continued

```

ggctgaggca ggagaattgc ttgaacccgg gaggcagagg ttgcggtgag ctgagattgc 154320
accagtgcac tccagcttgg gccacaagag tgaactccg tctcaaaaa aaaacaaaa 154380
aaaacagtag actcgaagaa ctagctgagt ttttctttac tttaggcagt aagtgtgacc 154440
ttttgcagggt gactacttta gttcctcatg tcctcattag tagatcagag aaattcgaca 154500
ccaaaacccc aaaagaaaa ccccttctaa tcctcattcc atgattttat gaatgcatga 154560
agtccttaggc ctgcgaagga atactcattc tctttatcct gtgttgatac ctctctgctt 154620
caacctccaa ctgcacattt gcctatagga tgtacttga cattcagcat aaactacctc 154680
acaccattac tgaattgctt catgtgcaca tgtcccatgc cacaataccg gggaccttgt 154740
cttcctgatg atttgtccgc agtgctgtga ctacaggagg gagtcagtga atgtctgcat 154800
gtgtgtcttt accatccctc ttgaatatgc tctagggtta attcctagaa gtagaattac 154860
tctattgaaa attggcaata tttttcatto taatatctat tgccaacatg ggaaagcaag 154920
tctggatgcc agtccttgtt atatgccctt tgggtaagtt acgtaacctc tttaagcttc 154980
tgttcaacta tattttaaca aggaaaatta caatatatta cctcacaaaa ttgtagtcag 155040
cttctggctg tcttaaaactc tggatatag taaacactaa gtgttggtgt ccatccttaa 155100
tttgaataa taggtcactt gttagagaaa tgcaccttac cattttcttt tcttttcttt 155160
tttcagttaa gactcaaac ttgagataa ggaaatctgc ttgtgaaaa taagagaact 155220
ttttccctt ggttggattc ttcaacacag ccaatgaaa cagcactata tttctgatct 155280
gtcactgttg tttccaggag agaatgggag acaatcctag acttcacca taatgcagtt 155340
acctgtaggc ataattgatg cacatgatgt tcacacagtg agagtcttaa agatacaaaa 155400
tgggtattgt tacattacta gaaaattatt agttttcaa tggcaataac ccatttatga 155460
gagtgtttta gcctactgga atagacaggg accacatcct ctgggaagca gataagcata 155520
gaactgatac ttgatgcaca ctctagtggt taactcatcc ctaatcagca ttgtaaagca 155580
ggtgccagag gtggtttgct ttgtccttcc aaagcagtg agtcagcccc accgagagcc 155640
aggcagcttt gagtggcagc gtggtgctag cagcttcagc ggaacagggt gagagttaat 155700
tatgcagctc tcttgacagc ggcattaatt tggaaagaaa ctgacaagtc atgggtcaag 155760
tttcagtga ctcctcttcc ctctgatggc agtatatagt ttccacattt taattcctcc 155820
tcctgagatg cactatactt aaaaccattc tctcccctgc taacagaagg gtgtgaatct 155880
ggtttacttt gagcattagg atttgcccct ttggaattct gactccagt tacttaactt 155940
tcccttcaga atacatgtgg aaagaagaa agaaatagcg atgactccac ttttgcccct 156000
gtggcacctt gaacaaagca gttcttccca aattatactt ttttttttt taaataaggt 156060
gagcaggatg actggggaga gagaacatt tgactttgac tgccctcccc attctttgct 156120
gtgagctgga aagtgtgcag ttggtcgtct ttcttctcct ttcttttagga tagtaagaga 156180
ctcactcact gcacttctgc tcagttggct tctgcatcgg gatcacacag ccatcagcag 156240
gactgccag ttggtgagca cactccattg accacgcggc gccagcgctt cctcaatgca 156300
catgattgag aggaagaaaa gttctcttag atgttactgc ttttgctcag actttgcaa 156360
aaaaaaaaata tatatatata tgtataaata tataattatt aatcactttt gtccttgaga 156420
aagtcctgaa tgaacagaga atttattcca ttgcaatatt tgattgtata gaggcacact 156480
gtttcatcga cagaagaagc aaaaaggctt tgtgtaagtt tttgtacta tgtaccacct 156540

```

-continued

ctgttattct tttaaagctg aagtattcat gtacttaaac catattatat ttaattgtgt 156600
 ttgattttaa aatatatata tatgaattct atttaaaatt gtgtcaactt tctgctttca 156660
 gggcatttat ggctcttctg ttgaaatata ttgatctttc caaatatfff catttgcttt 156720
 ctaaaaacc agaacatgag ccactactg actttgcctt gtgtttgaag tgtatggcat 156780
 aaacccaagg tttttattag tcatctatgc tgtgattaat tcattttgtt cttttaacaa 156840
 aatattttcca tccacttcac attgcttcaa tctttaacag aaaagcaata taaaggttat 156900
 agaataaaa gtggttttgg gcaactcttg ctgcctctgc atgttttggga ataacaattt 156960
 ctacaagact ctaggctgtt taaactagtg ctttcagtta agataaattc taatcatttc 157020
 tttgtatata cattttgtgc ttctgagcta gagatgcaa gtagttgtaa actgcttata 157080
 aagagaatag cagcaaatg gagactcggc tacttttttc tgccccacct gctttgagac 157140
 acagaagcgg agtgtggccc gaaattatta gccagattta atatttgatc taaagtaggt 157200
 ccttgctact attttaaagt tggaatttga ttcctccaac attgagcacc caccatgttc 157260
 caggctctgt gcattgtgac cacaaaaata gattccctgg tggagtffff atgggttcaa 157320
 ataatcagtt gaacaccctt catctttatc atgttgttga cattgacaca aattgtttaa 157380
 aaagaaaaga tattagagag aaagtgttac ctttgttaact tgatgtgtct tcatcattcg 157440
 gtaagatttg atgaaagtaa aaagcaaatg tcagccaaat ccagtgaaca gcaataaaac 157500
 agggagtaac tttttataac tttttctact tggatttcaa cattcagtag agcttttcga 157560
 aatgtaagta gtttacagta ctggagggtt gactagttca gtaggaattt ggaggggag 157620
 gtcattctga attgtaacaa agtacaaact tcttgctgtt tttatttaag tactgagagc 157680
 taagcacctg atgaagtgac tgacctctct ccagtgcag tgtttgggta cctgcctgac 157740
 ttcaggagtg gggtttatgt ttctacacag tgaccttttc tctcgccctc tcttccctct 157800
 tgcccacaca ccagttgatt ggacctgggt tgaactcctg atccagacag gccaagaca 157860
 gttcttaatg ttaagaattt tggggccggg cacgggtggc catgcctgta attgcaacac 157920
 tttgggagcg cgagacagcg ggatcacttg aggtcagggg ttcgaggcca gcctgggcaa 157980
 catggtgaaa ccctgtcttt actaaaaata caaaaattag ctgggcatgg tggcgcacgc 158040
 ctgtaatccc agctacgtg gtggctgaga caggggaatc gcttgaacct ggagcgag 158100
 gttgtgcaat gagccgagac cgtgtcactg cattccagcc tgggtgacag agggagactc 158160
 tgtctccaaa aataaaaaata agaaaaagaa ttttgggcta ggtgcagtgg ctcacgcctg 158220
 taattacagc attttggaag gcccaagatg ggcagatcac ttgaggacag gagttcgaga 158280
 ccagcctgga caacatggtg aaactccatc tctactaaaa agacaaaagt tagccagatg 158340
 tgggtgatgg cacctataat cctagctcct cgggaggctg gggcaggaga atcacttgaa 158400
 cccaggaagc agagattgca gtgagccaag atcacatctc tgactccag cctgggcaac 158460
 agagcaagac tctgtctcaa aaaaaaaga atttgccag gcgcagtgg tccacgcctg 158520
 aatcccagca ctttgggag ccaaggcagg cagatcacga ggccaggaga tcgagattgt 158580
 cctgctaac atgtgaaac cctgtctcta ctaaaaatac aaaacattag ccgggtgtgg 158640
 tgggtggcac ctgtagtccc agctactag gaggctgagg cagaggaagg atgtgaaccc 158700
 aggaggcgga gcttgacgta agccaagatc gtgccactgc actacagtct gggcgacaga 158760
 gtgagactcc gtctcaaaaa aaaaaagaat tttggccggg tgcggtggca catgcctgta 158820

-continued

gtcccagcac ttggggagac caaagtgggc ggattacctg aggtcaggag ttcaagacca 158880
 gtccggccaa tatggcgaaa ccctgtctct tactaaaaaa aatacaaaaa ttagccaggt 158940
 gtgggtggcg gcacctggg aggtctaggc agggagaaat gcttgaaccg gggaggcaga 159000
 ggttgacgta agccaagatc gtgccactgc actccagagc aagactcttt ctcaaaaaaa 159060
 aaaaaaaaag aattttgcat ggggaaggag agatactgtt caccatctgg aatggtgctt 159120
 ggatgtggca cttacaaaat caggagccag cactgcatgg acaaacagaa gcatgtgggc 159180
 ctgagatagc aggtaccttg ataaccctga agacatcctt ggtttctgca tctattcctg 159240
 catccttgca ttggactaca ttaatctgtc agttatcctt ataatgattt ttgatttttt 159300
 ttttttgaga tggagtttcg ctcttgctgc ccaggctgga gtgcaatggc acgatctcgg 159360
 ctccaccaca cctccacctc ccaggttcaa gtgattctgc tgcctcagcc tcctgagtaa 159420
 ctgggattac aggcattgag caccacacct ggctaatttt gtatttttag tagagacggg 159480
 gtttctccat gttggtcagg ctggtctcga actccaacc tcaggatgac accctgtctc 159540
 ggctctccaa agtctgggga ttacaggcgt aagccatggt acccggtctg ttttttgatt 159600
 ttttgaaacc agtctgaagt gaggtttttt aattacgtga aaggagtttg gctaaaatac 159660
 tgccatactg ccctaagtc taatgattat gtattctcag catgtctgca aagtactgct 159720
 gatttctgga gaataatttt tctttagtaa acttcactta agtcgtcatg tgtattctct 159780
 caaaatggta tcctaacct atggagctaa aagacacccc ttgtttttat aacaagcagt 159840
 tactgaggcc caggaaaggg agaagtccct ggcttgtag atgatcacca ttagaactca 159900
 ggctggggc agtgcctttt catgcttctc agatccttcc aaagaataat gaagattata 159960
 accgctttta gcaattgtaa taaaccaga aatagaaagc tttttggta gagtactggt 160020
 agaagtttgg cgggagagat aatttttaca aaatttgtaa atacctgcca attctatata 160080
 ctaggcaagg tctctggcct tgtaaaaccc ctcaaggtta caactttggt ggcccacact 160140
 aatagtacc cactgaggcc ctctccgggt gaacattgag cactagagga agccctctg 160200
 ctggggcagg actgggcgtg gtgcagagta ggagcgggta tactgtggat tctgggcagg 160260
 tggagatggc cagtgatgtc caataaagga cactggaggg agcagtggtg gtaaaggccc 160320
 tgagggcatt catgttcagg gaggggtgct gccactggc ttgcttgga cacaggagag 160380
 tgggtattcc tgccttagta actttatgta aacaagtatt tcctcagtct gttcctctca 160440
 aactgcctgc tctggcacat tcagaatgtc acagaactca cctggatgca ttcagccctt 160500
 tgcctaaagg tgacagtga tctccttccc caccacccc ctcataccac tgaagcacct 160560
 gtcagactgg ccagctctgt gggcaaggag cctagagagg gcttagtttc agcttgaaag 160620
 gagctgggat ttaccaagaa gcaaatgaga gacgaggatt gcaacaactg tgccatttcc 160680
 ccagcttcat ctgactcctg tatattgact gtgccttcag actcatccgt aagtgacccc 160740
 aggtggcct ctcccacatc acagtaagaa ttccacacac catacaactt ggaaagaggc 160800
 tccagctgaa ggaagcccca cacttcttcc aagtttttct tagtcttctc ttcttgga 160860
 agagtacctt ttgtttcttc taattatgta actattggtt tagtaatat tcaccattc 160920
 agtcaccctg taagtggcag gcaactgtta caggacaca ggaaggaata aaaacttgca 160980
 ggcaccttgg agcttgcat ctattgaaga ggtaattgaa gttgggtag cagctaaact 161040
 atgctggtat tggccaggcg cagtggctca cacctgtaat cccagcactt tggaggccaa 161100

-continued

```

gggtgggcaga tcatgaagtc aggagatcga gaccatcctg gctaacatgg tgaaaccccg 161160
tctctactaa aagtaaaaaa aaaaattagc cagggtgtggt ggcgggcgcc tgtagtccca 161220
gctacttggg aggctgaggc aggagaatgg tgtgaaccca ggaggcgaag attgcagtga 161280
gccgagatgg caccactgca ctccagcctg ggtgacagag cgagactctg tctcagaaaa 161340
aaaaaatatg ctggtagttt tgattcaaga tggcctttgg agcccatgat ttaggtctcg 161400
taccaccaa ggtctactgg aaaacatcag gctctcctgc tatagacca tagggagagc 161460
tgcagccgag agggggagct gaagagaagt gccccttctg tgtcctgtca gcctcctcct 161520
tccgaagga ccagttgctg tgccactcca ttcacttgct gcaagactgg aggtttttcc 161580
tcaggtgttg agcacctggt ttacaagatg tcagcatctt gatgcctgag accatcaagg 161640
caagtctctg aacagggcctt accttagagt aaggcttaga agaggccgta aagtcagtct 161700
cagctccgtg gctctgcaga gctttgggac atgtgaattc ttaaaaacaa gactattgta 161760
cagttactat atgcatgcag tataaaatta taaccttgga aaatcctagc tagctgttga 161820
gctaattcca taaagtaatc agctcctgag ttctgcagtg gtaataataa tcagcataat 161880
gagtaaacac tgtgtgtgcc aggcagcgct tcatttgatc cttgtgataa tcttgtaagt 161940
actgattttc tcccttcttt aaacaaagt ttttttttt ttttagagag ggtctcacta 162000
tggtgccag gctagtcttg aattc 162025

```

```

<210> SEQ ID NO 37
<211> LENGTH: 1350
<212> TYPE: DNA
<213> ORGANISM: Homo Sapien
<220> FEATURE:
<221> NAME/KEY: CDS
<222> LOCATION: (213)...(920)
<300> PUBLICATION INFORMATION:
<308> DATABASE ACCESSION NUMBER: GenBank AJ242973
<309> DATABASE ENTRY DATE: 1999-10-26

```

```

<400> SEQUENCE: 37

```

```

gcggccgcgt cgacgtgaca gccggtacgc ccgggttttg gcaacctcga ttacgggcgg 60
cctccaggcc gcgcagcagc gccccgcgcc gcccgccgc gccctgccc cccccggtt 120
ccggccgcgg accccactct ctgccgttcc ggctgcggct ccgctgccgg tagcgccgtc 180
ccccgggacc acccttcggc tggcgccttc cc atg ctc tcg gcc acc cgg agg 233
                               Met Leu Ser Ala Thr Arg Arg
                               1 5
gct tgc cag ctc ctc ctc ctc cac agc ctc ttt ccc gtc ccg agg atg 281
Ala Cys Gln Leu Leu Leu Leu His Ser Leu Phe Pro Val Pro Arg Met
      10      15      20
ggc aac tcg gcc tcg aac atc gtc agc ccc cag gag gcc ttg ccg ggc 329
Gly Asn Ser Ala Ser Asn Ile Val Ser Pro Gln Glu Ala Leu Pro Gly
      25      30      35
cgg aag gaa cag acc cct gta gcg gcc aaa cat cat gtc aat ggc aac 377
Arg Lys Glu Gln Thr Pro Val Ala Ala Lys His His Val Asn Gly Asn
      40      45      50      55
aga aca gtc gaa cct ttc cca gag gga aca cag atg gct gta ttt gga 425
Arg Thr Val Glu Pro Phe Pro Glu Gly Thr Gln Met Ala Val Phe Gly
      60      65      70
atg gga tgt ttc tgg gga gct gaa agg aaa ttc tgg gtc ttg aaa gga 473
Met Gly Cys Phe Trp Gly Ala Glu Arg Lys Phe Trp Val Leu Lys Gly
      75      80      85

```

-continued

gtg tat tca act caa gtt ggt ttt gca gga ggc tat act tca aat cct	521
Val Tyr Ser Thr Gln Val Gly Phe Ala Gly Gly Tyr Thr Ser Asn Pro	
90 95 100	
act tat aaa gaa gtc tgc tca gaa aaa act ggc cat gca gaa gtc gtc	569
Thr Tyr Lys Glu Val Cys Ser Glu Lys Thr Gly His Ala Glu Val Val	
105 110 115	
cga gtg gtg tac cag cca gaa cac atg agt ttt gag gaa ctg ctc aag	617
Arg Val Val Tyr Gln Pro Glu His Met Ser Phe Glu Glu Leu Leu Lys	
120 125 130 135	
gtc ttc tgg gag aat cac gac ccg acc caa ggt atg cgc cag ggg aac	665
Val Phe Trp Glu Asn His Asp Pro Thr Gln Gly Met Arg Gln Gly Asn	
140 145 150	
gac cat ggc act cag tac cgc tcg gcc atc tac ccg acc tct gcc aag	713
Asp His Gly Thr Gln Tyr Arg Ser Ala Ile Tyr Pro Thr Ser Ala Lys	
155 160 165	
caa atg gag gca gcc ctg agc tcc aaa gag aac tac caa aag gtt ctt	761
Gln Met Glu Ala Ala Leu Ser Ser Lys Glu Asn Tyr Gln Lys Val Leu	
170 175 180	
tca gag cac ggc ttc ggc ccc atc act acc gac atc cgg gag gga cag	809
Ser Glu His Gly Phe Gly Pro Ile Thr Thr Asp Ile Arg Glu Gly Gln	
185 190 195	
act ttc tac tat gcg gaa gac tac cac cag cag tac ctg agc aag aac	857
Thr Phe Tyr Tyr Ala Glu Asp Tyr His Gln Gln Tyr Leu Ser Lys Asn	
200 205 210 215	
ccc aat ggc tac tgc ggc ctt ggg ggc acc ggc gtg tcc tgc cca gtg	905
Pro Asn Gly Tyr Cys Gly Leu Gly Gly Thr Gly Val Ser Cys Pro Val	
220 225 230	
ggt att aaa aaa taa ttgctcccca catggtgggc ctttgagggtt ccagtaaaaa	960
Gly Ile Lys Lys *	
235	
tgctttcaac aaattgggca atgcttggtg gattcacaat cgtggcattt aaagtgcaca	1020
aagtacaaa gaattttatac agattggggtt taccgaagta taatctatag gaggcgcgat	1080
ggcaagtgtga taaaatgtga cttatctcct aataagttat ggtgggagtg gagctgtgcg	1140
gtttcctgtg tcttctgtggg tctgagtga gatagcaggg atgctgtgtt cacccttctt	1200
ggtagaagct aaggtgtgag ctgggaggtt gctggacagg atgggggacc ccagaagtcc	1260
tttatctgtg ctctctgcc gccagtgcct tacaatttgc aaacgtgtat agcctcagtg	1320
actcattcgc tgaaatcctt cgctttacca	1350

<210> SEQ ID NO 38

<211> LENGTH: 235

<212> TYPE: PRT

<213> ORGANISM: Homo Sapien

<400> SEQUENCE: 38

Met Leu Ser Ala Thr Arg Arg Ala Cys Gln Leu Leu Leu Leu His Ser
1 5 10 15
Leu Phe Pro Val Pro Arg Met Gly Asn Ser Ala Ser Asn Ile Val Ser
20 25 30
Pro Gln Glu Ala Leu Pro Gly Arg Lys Glu Gln Thr Pro Val Ala Ala
35 40 45
Lys His His Val Asn Gly Asn Arg Thr Val Glu Pro Phe Pro Glu Gly
50 55 60
Thr Gln Met Ala Val Phe Gly Met Gly Cys Phe Trp Gly Ala Glu Arg
65 70 75 80

-continued

Lys Phe Trp Val Leu Lys Gly Val Tyr Ser Thr Gln Val Gly Phe Ala
85 90 95
Gly Gly Tyr Thr Ser Asn Pro Thr Tyr Lys Glu Val Cys Ser Glu Lys
100 105 110
Thr Gly His Ala Glu Val Val Arg Val Val Tyr Gln Pro Glu His Met
115 120 125
Ser Phe Glu Glu Leu Leu Lys Val Phe Trp Glu Asn His Asp Pro Thr
130 135 140
Gln Gly Met Arg Gln Gly Asn Asp His Gly Thr Gln Tyr Arg Ser Ala
145 150 155 160
Ile Tyr Pro Thr Ser Ala Lys Gln Met Glu Ala Ala Leu Ser Ser Lys
165 170 175
Glu Asn Tyr Gln Lys Val Leu Ser Glu His Gly Phe Gly Pro Ile Thr
180 185 190
Thr Asp Ile Arg Glu Gly Gln Thr Phe Tyr Tyr Ala Glu Asp Tyr His
195 200 205
Gln Gln Tyr Leu Ser Lys Asn Pro Asn Gly Tyr Cys Gly Leu Gly Gly
210 215 220
Thr Gly Val Ser Cys Pro Val Gly Ile Lys Lys
225 230 235

<210> SEQ ID NO 39
<211> LENGTH: 481
<212> TYPE: DNA
<213> ORGANISM: Homo Sapien
<300> PUBLICATION INFORMATION:
<308> DATABASE ACCESSION NUMBER: GenBank AW195104
<309> DATABASE ENTRY DATE: 1999-11-29

<400> SEQUENCE: 39
ggcattattg gactgtagg ttttattaaa acaaacattt ctcatagctc taagcaaagc 60
attagaattc atcaagcgg ctcacatctt ttctctgcac agagaggggc tgaaaaggga 120
gagaaaagtc cttatgtatg tctagatttg gtaaagcgaa ggatttcagc gaatgagtca 180
ctgaggctat acacgtttgc aaattgtaag gcaactggcg gcagagagca cagataaagg 240
acttctgggg tccccatcc tgtccagcaa cctcccagct cacaccttag cttctaccaa 300
gaagggtgaa cacagcatcc ctgctatctt cactcagacc ccagaaaacc cagggaaacc 360
cgacagctcc actcccacca taacttatta ggagataagt cacattttat caacttgcca 420
tcgcgcctcc tatagattat acttcggtaa acccaatctg tataaattcc tttgtacttt 480
g 481

<210> SEQ ID NO 40
<211> LENGTH: 390
<212> TYPE: DNA
<213> ORGANISM: Homo Sapien
<300> PUBLICATION INFORMATION:
<308> DATABASE ACCESSION NUMBER: GenBank AW874187
<309> DATABASE ENTRY DATE: 2000-05-22

<400> SEQUENCE: 40
ttttttttat tggactgtag gtttttatta aaacaaacat ttctcatagc tctaagcaaa 60
gcattagaat tcatcaagcg gactcacatc ttttctctgc acagagaggg ctgaaaaggg 120
agagaaaagg ccttatgtat gtctagattt ggtaaagcga aggatttcag cgaatgagtc 180

-continued

actgaggcta tacacgtttg caaattgtaa ggcactggcg ggcagagagc acagataaag 240
gactttttggg ggtcccccat tcctgtccag caacctccca gtcacacct tagctttctac 300
caagaagggg tgaacacagc atccctgcta tcttcaactca gacccccaga agacacagga 360
aaccgcacag ctccactccc accataactt 390

<210> SEQ ID NO 41
<211> LENGTH: 43
<212> TYPE: DNA
<213> ORGANISM: Artificial Sequence
<220> FEATURE:
<223> OTHER INFORMATION: Oligonucleotide Primer

<400> SEQUENCE: 41

agcggataac aatttcacac agggagctag cttggaagat tgc 43

<210> SEQ ID NO 42
<211> LENGTH: 22
<212> TYPE: DNA
<213> ORGANISM: Artificial Sequence
<220> FEATURE:
<223> OTHER INFORMATION: Oligonucleotide Primer

<400> SEQUENCE: 42

gtccaatata tgcaaacagt tg 22

<210> SEQ ID NO 43
<211> LENGTH: 23
<212> TYPE: DNA
<213> ORGANISM: Artificial Sequence
<220> FEATURE:
<223> OTHER INFORMATION: Oligonucleotide Primer

<400> SEQUENCE: 43

agcggataac aatttcacac agg 23

<210> SEQ ID NO 44
<211> LENGTH: 18
<212> TYPE: DNA
<213> ORGANISM: Artificial Sequence
<220> FEATURE:
<223> OTHER INFORMATION: Oligonucleotide Primer

<400> SEQUENCE: 44

actgagcctg ctgcataa 18

<210> SEQ ID NO 45
<211> LENGTH: 21
<212> TYPE: DNA
<213> ORGANISM: Artificial Sequence
<220> FEATURE:
<223> OTHER INFORMATION: Oligonucleotide Primer

<400> SEQUENCE: 45

tctcaatcat gtgcattgag g 21

<210> SEQ ID NO 46
<211> LENGTH: 43
<212> TYPE: DNA
<213> ORGANISM: Artificial Sequence
<220> FEATURE:
<223> OTHER INFORMATION: Oligonucleotide Primer

-continued

<400> SEQUENCE: 46

agcgggataac aatttcacac agggatcaca cagccatcag cag 43

<210> SEQ ID NO 47

<211> LENGTH: 23

<212> TYPE: DNA

<213> ORGANISM: oligonucleotide primer

<400> SEQUENCE: 47

agcgggataac aatttcacac agg 23

<210> SEQ ID NO 48

<211> LENGTH: 18

<212> TYPE: DNA

<213> ORGANISM: Oligonucleotide primer

<400> SEQUENCE: 48

ctggcgccac gtggtcaa 18

<210> SEQ ID NO 49

<211> LENGTH: 20

<212> TYPE: DNA

<213> ORGANISM: Artificial Sequence

<220> FEATURE:

<223> OTHER INFORMATION: Oligonucleotide Primer

<400> SEQUENCE: 49

tttctctgca cagagagggc 20

<210> SEQ ID NO 50

<211> LENGTH: 44

<212> TYPE: DNA

<213> ORGANISM: Artificial Sequence

<220> FEATURE:

<223> OTHER INFORMATION: Oligonucleotide Primer

<400> SEQUENCE: 50

agcgggataac aatttcacac agggctgaaa tccttcgctt tacc 44

<210> SEQ ID NO 51

<211> LENGTH: 23

<212> TYPE: DNA

<213> ORGANISM: Artificial Sequence

<220> FEATURE:

<223> OTHER INFORMATION: Oligonucleotide Primer

<400> SEQUENCE: 51

agcgggataac aatttcacac agg 23

<210> SEQ ID NO 52

<211> LENGTH: 18

<212> TYPE: DNA

<213> ORGANISM: Artificial Sequence

<220> FEATURE:

<223> OTHER INFORMATION: Oligonucleotide Primer

<400> SEQUENCE: 52

ctgaaaagg agagaaag 18

<210> SEQ ID NO 53

<211> LENGTH: 20

-continued

<212> TYPE: DNA
<213> ORGANISM: Artificial Sequence
<220> FEATURE:
<223> OTHER INFORMATION: Oligonucleotide Primer

<400> SEQUENCE: 53

tcccaaagtg ctggaattac 20

<210> SEQ ID NO 54
<211> LENGTH: 22
<212> TYPE: DNA
<213> ORGANISM: Artificial Sequence
<220> FEATURE:
<223> OTHER INFORMATION: Oligonucleotide Primer

<400> SEQUENCE: 54

gtccaatata tgcaaacagt tg 22

<210> SEQ ID NO 55
<211> LENGTH: 20
<212> TYPE: DNA
<213> ORGANISM: Artificial Sequence
<220> FEATURE:
<223> OTHER INFORMATION: Oligonucleotide Primer

<400> SEQUENCE: 55

cccacagcag ttaatccttc 20

<210> SEQ ID NO 56
<211> LENGTH: 18
<212> TYPE: DNA
<213> ORGANISM: Artificial Sequence
<220> FEATURE:
<223> OTHER INFORMATION: Oligonucleotide primer

<400> SEQUENCE: 56

gcgctcctgt cggtgcca 18

<210> SEQ ID NO 57
<211> LENGTH: 18
<212> TYPE: DNA
<213> ORGANISM: Artificial Sequence
<220> FEATURE:
<223> OTHER INFORMATION: Oligonucleotide primer

<400> SEQUENCE: 57

gcctgactgg tggggccc 18

<210> SEQ ID NO 58
<211> LENGTH: 15
<212> TYPE: DNA
<213> ORGANISM: Artificial Sequence
<220> FEATURE:
<223> OTHER INFORMATION: Oligonucleotide primer

<400> SEQUENCE: 58

catgcatgca cggtc 15

<210> SEQ ID NO 59
<211> LENGTH: 30
<212> TYPE: DNA
<213> ORGANISM: Artificial Sequence
<220> FEATURE:
<223> OTHER INFORMATION: Oligonucleotide primer

-continued

<400> SEQUENCE: 59

cagagagtac ccctcgaccg tgcatgcatg

30

<210> SEQ ID NO 60

<211> LENGTH: 15

<212> TYPE: DNA

<213> ORGANISM: Artificial Sequence

<220> FEATURE:

<223> OTHER INFORMATION: Oligonucleotide primer

<400> SEQUENCE: 60

catgcatgca cggtt

15

<210> SEQ ID NO 61

<211> LENGTH: 30

<212> TYPE: DNA

<213> ORGANISM: Artificial Sequence

<220> FEATURE:

<223> OTHER INFORMATION: Oligonucleotide primer

<400> SEQUENCE: 61

gtacgtacgt gccaaactccc catgagagac

30

<210> SEQ ID NO 62

<211> LENGTH: 14

<212> TYPE: DNA

<213> ORGANISM: Artificial Sequence

<220> FEATURE:

<223> OTHER INFORMATION: Oligonucleotide primer

<400> SEQUENCE: 62

catgcatgca cggc

14

<210> SEQ ID NO 63

<211> LENGTH: 18

<212> TYPE: DNA

<213> ORGANISM: Artificial Sequence

<220> FEATURE:

<223> OTHER INFORMATION: Oligonucleotide primer

<400> SEQUENCE: 63

gcctgactgg tggggccc

18

<210> SEQ ID NO 64

<211> LENGTH: 26

<212> TYPE: DNA

<213> ORGANISM: Artificial Sequence

<220> FEATURE:

<223> OTHER INFORMATION: Oligonucleotide primer

<400> SEQUENCE: 64

gtgctgcagg tgtaaacttg taccag

26

<210> SEQ ID NO 65

<211> LENGTH: 28

<212> TYPE: DNA

<213> ORGANISM: Artificial Sequence

<220> FEATURE:

<223> OTHER INFORMATION: Oligonucleotide primer

<400> SEQUENCE: 65

cacggatccg gtagcagcgg tagagttg

28

-continued

<210> SEQ ID NO 66
<211> LENGTH: 19
<212> TYPE: DNA
<213> ORGANISM: Artificial Sequence
<220> FEATURE:
<223> OTHER INFORMATION: Oligonucleotide primer

<400> SEQUENCE: 66

actgggcatg tggagacag

19

<210> SEQ ID NO 67
<211> LENGTH: 18
<212> TYPE: DNA
<213> ORGANISM: Artificial Sequence
<220> FEATURE:
<223> OTHER INFORMATION: Oligonucleotide primer

<400> SEQUENCE: 67

gcacttttctt gccatgag

18

<210> SEQ ID NO 68
<211> LENGTH: 14
<212> TYPE: DNA
<213> ORGANISM: Artificial Sequence
<220> FEATURE:
<223> OTHER INFORMATION: Oligonucleotide primer

<400> SEQUENCE: 68

tcagtcacga cggt

14

<210> SEQ ID NO 69
<211> LENGTH: 14
<212> TYPE: DNA
<213> ORGANISM: Artificial Sequence
<220> FEATURE:
<223> OTHER INFORMATION: Oligonucleotide primer

<400> SEQUENCE: 69

cggataacaa tttc

14

<210> SEQ ID NO 70
<211> LENGTH: 37
<212> TYPE: DNA
<213> ORGANISM: Artificial Sequence
<220> FEATURE:
<223> OTHER INFORMATION: Oligonucleotide primer

<400> SEQUENCE: 70

caatttcacg gctggatgca atctgggcta tgagatc

37

<210> SEQ ID NO 71
<211> LENGTH: 37
<212> TYPE: DNA
<213> ORGANISM: Artificial Sequence
<220> FEATURE:
<223> OTHER INFORMATION: Oligonucleotide primer

<400> SEQUENCE: 71

caatttcaca cagcgatgc ttcttttggc tctgact

37

<210> SEQ ID NO 72
<211> LENGTH: 40

-continued

<212> TYPE: DNA
<213> ORGANISM: Artificial Sequence
<220> FEATURE:
<223> OTHER INFORMATION: Oligonucleotide primer

<400> SEQUENCE: 72

tcagtcacga cggttgatgc caataaaagt gactctcagc 40

<210> SEQ ID NO 73
<211> LENGTH: 37
<212> TYPE: DNA
<213> ORGANISM: Artificial Sequence
<220> FEATURE:
<223> OTHER INFORMATION: Oligonucleotide primer

<400> SEQUENCE: 73

cggataacaa tttcggatgc actgggagca ttgaggc 37

<210> SEQ ID NO 74
<211> LENGTH: 38
<212> TYPE: DNA
<213> ORGANISM: Artificial Sequence
<220> FEATURE:
<223> OTHER INFORMATION: Oligonucleotide primer

<400> SEQUENCE: 74

tcagtcacga cggttgatga gcagatccct ggacaggc 38

<210> SEQ ID NO 75
<211> LENGTH: 38
<212> TYPE: DNA
<213> ORGANISM: Artificial Sequence
<220> FEATURE:
<223> OTHER INFORMATION: Oligonucleotide primer

<400> SEQUENCE: 75

cggataacaa tttcggatgg acaaaatacc tgtattcc 38

<210> SEQ ID NO 76
<211> LENGTH: 36
<212> TYPE: DNA
<213> ORGANISM: Artificial Sequence
<220> FEATURE:
<223> OTHER INFORMATION: Oligonucleotide primer

<400> SEQUENCE: 76

tcagtcacga cggttgatgc agagcagctc cgagtc 36

<210> SEQ ID NO 77
<211> LENGTH: 32
<212> TYPE: DNA
<213> ORGANISM: Artificial Sequence
<220> FEATURE:
<223> OTHER INFORMATION: Oligonucleotide primer

<400> SEQUENCE: 77

cagcggtgat cattggatgc aggaagctct gg 32

<210> SEQ ID NO 78
<211> LENGTH: 38
<212> TYPE: DNA
<213> ORGANISM: Artificial Sequence
<220> FEATURE:
<223> OTHER INFORMATION: Oligonucleotide primer

-continued

<400> SEQUENCE: 78

tcagtcacga cgttggatgc ccacatgcca cccactac 38

<210> SEQ ID NO 79

<211> LENGTH: 35

<212> TYPE: DNA

<213> ORGANISM: Artificial Sequence

<220> FEATURE:

<223> OTHER INFORMATION: Oligonucleotide primer

<400> SEQUENCE: 79

cggataacaa tttcggatgc ccgtcaggta ccacg 35

<210> SEQ ID NO 80

<211> LENGTH: 37

<212> TYPE: DNA

<213> ORGANISM: Artificial Sequence

<220> FEATURE:

<223> OTHER INFORMATION: Oligonucleotide primer

<400> SEQUENCE: 80

tcagtcacga cgttggatgc ccacagtgga gottcag 37

<210> SEQ ID NO 81

<211> LENGTH: 22

<212> TYPE: DNA

<213> ORGANISM: Artificial Sequence

<220> FEATURE:

<223> OTHER INFORMATION: Oligonucleotide primer

<400> SEQUENCE: 81

ggtcatacct tgcaggatga cg 22

<210> SEQ ID NO 82

<211> LENGTH: 36

<212> TYPE: DNA

<213> ORGANISM: Artificial Sequence

<220> FEATURE:

<223> OTHER INFORMATION: Oligonucleotide primer

<400> SEQUENCE: 82

tcagtcacga cgttggatga ccagctgttc gtgttc 36

<210> SEQ ID NO 83

<211> LENGTH: 34

<212> TYPE: DNA

<213> ORGANISM: Artificial Sequence

<220> FEATURE:

<223> OTHER INFORMATION: Oligonucleotide primer

<400> SEQUENCE: 83

tacatggagt tcggggatgc acacggcgac tctc 34

<210> SEQ ID NO 84

<211> LENGTH: 40

<212> TYPE: DNA

<213> ORGANISM: Artificial Sequence

<220> FEATURE:

<223> OTHER INFORMATION: Oligonucleotide primer

<400> SEQUENCE: 84

tcagtcacga cgttggatgg ggaagagcag agatatacgt 40

-continued

<210> SEQ ID NO 85
<211> LENGTH: 29
<212> TYPE: DNA
<213> ORGANISM: Artificial Sequence
<220> FEATURE:
<223> OTHER INFORMATION: Oligonucleotide primer

<400> SEQUENCE: 85

gaggggctga tccaggatgg gtgctccac 29

<210> SEQ ID NO 86
<211> LENGTH: 30
<212> TYPE: DNA
<213> ORGANISM: Artificial Sequence
<220> FEATURE:
<223> OTHER INFORMATION: Oligonucleotide primer

<400> SEQUENCE: 86

tgaagcactt gaaggatgag ggtgtctgcg 30

<210> SEQ ID NO 87
<211> LENGTH: 38
<212> TYPE: DNA
<213> ORGANISM: Artificial Sequence
<220> FEATURE:
<223> OTHER INFORMATION: Oligonucleotide primer

<400> SEQUENCE: 87

cggataacaa tttcggatgc tgcgtgatga tgaaatcg 38

<210> SEQ ID NO 88
<211> LENGTH: 26
<212> TYPE: DNA
<213> ORGANISM: Artificial Sequence
<220> FEATURE:
<223> OTHER INFORMATION: Oligonucleotide primer

<400> SEQUENCE: 88

gatgaagctc ccaggatgcc agaggc 26

<210> SEQ ID NO 89
<211> LENGTH: 27
<212> TYPE: DNA
<213> ORGANISM: Artificial Sequence
<220> FEATURE:
<223> OTHER INFORMATION: Oligonucleotide primer

<400> SEQUENCE: 89

gccgccggtg taggatgctg ctggtgc 27

<210> SEQ ID NO 90
<211> LENGTH: 31
<212> TYPE: DNA
<213> ORGANISM: Artificial Sequence
<220> FEATURE:
<223> OTHER INFORMATION: Oligonucleotide Template

<400> SEQUENCE: 90

cgcagggttt cctcgtcgca ctgggcatgt g 31

<210> SEQ ID NO 91
<211> LENGTH: 43

-continued

<212> TYPE: DNA
<213> ORGANISM: Artificial Sequence
<220> FEATURE:
<223> OTHER INFORMATION: Biotinylatd primer

<400> SEQUENCE: 91

tgcttatccc tgtagctacc ctgtcttggc cttgcagatc caa 43

<210> SEQ ID NO 92
<211> LENGTH: 42
<212> TYPE: DNA
<213> ORGANISM: Artificial Sequence
<220> FEATURE:
<223> OTHER INFORMATION: Oligonucleotide primer

<400> SEQUENCE: 92

agcggataac aatttcacac aggccatcac accgcggtac tg 42

<210> SEQ ID NO 93
<211> LENGTH: 44
<212> TYPE: DNA
<213> ORGANISM: Artificial Sequence
<220> FEATURE:
<223> OTHER INFORMATION: Oligonucleotide primer

<400> SEQUENCE: 93

cccagtcacg acgttgtaaa acgtcttggc cttgcagatc caag 44

<210> SEQ ID NO 94
<211> LENGTH: 42
<212> TYPE: DNA
<213> ORGANISM: Artificial Sequence
<220> FEATURE:
<223> OTHER INFORMATION: Oligonucleotide primer

<400> SEQUENCE: 94

agcggataac aatttcacac aggccatcac accgcggtac tg 42

<210> SEQ ID NO 95
<211> LENGTH: 20
<212> TYPE: DNA
<213> ORGANISM: Artificial Sequence
<220> FEATURE:
<223> OTHER INFORMATION: Oligonucleotide primer

<400> SEQUENCE: 95

ctccagctgg gcaggagtgc 20

<210> SEQ ID NO 96
<211> LENGTH: 17
<212> TYPE: DNA
<213> ORGANISM: Artificial Sequence
<220> FEATURE:
<223> OTHER INFORMATION: Oligonucleotide primer

<400> SEQUENCE: 96

cacttcagtc gtcacct 17

<210> SEQ ID NO 97
<211> LENGTH: 23
<212> TYPE: DNA
<213> ORGANISM: Artificial Sequence
<220> FEATURE:
<223> OTHER INFORMATION: Biotinylated primer

-continued

<400> SEQUENCE: 97

cccagtcacg acgttgtaaa acg 23

<210> SEQ ID NO 98

<211> LENGTH: 100

<212> TYPE: DNA

<213> ORGANISM: Homo sapien

<400> SEQUENCE: 98

cctttgagaa agggctctgc ttgagttgta gaaagaaccg ctgcaacaat ctgggctatg 60

agatcaataa agtcagagcc aaaagaagca gcaaaatgta 100

<210> SEQ ID NO 99

<211> LENGTH: 100

<212> TYPE: DNA

<213> ORGANISM: Homo sapien

<400> SEQUENCE: 99

cctttgagaa agggctctgc ttgagttgta gaaagaaccg ctgcaacaat ctgggctatg 60

agatcagtaa agtcagagcc aaaagaagca gcaaaatgta 100

<210> SEQ ID NO 100

<211> LENGTH: 100

<212> TYPE: DNA

<213> ORGANISM: Homo sapien

<400> SEQUENCE: 100

gaattatittt tgtgtttcta aaactatggt tccaataaaa agtgactctc agcgagcctc 60

aatgctccca gtgctattca tgggcagctc tctgggctca 100

<210> SEQ ID NO 101

<211> LENGTH: 100

<212> TYPE: DNA

<213> ORGANISM: Homo sapien

<400> SEQUENCE: 101

gaattatittt tgtgtttcta aaactatggt tccaataaaa agtgactctc agcaagcctc 60

aatgctccca gtgctattca tgggcagctc tctgggctca 100

<210> SEQ ID NO 102

<211> LENGTH: 84

<212> TYPE: DNA

<213> ORGANISM: Homo sapien

<400> SEQUENCE: 102

taataggact acttctaadc tgtaagagca gatccctgga caggcgagga atacaggat 60

tttgccttg aagtaacctt tcag 84

<210> SEQ ID NO 103

<211> LENGTH: 84

<212> TYPE: DNA

<213> ORGANISM: Homo sapien

<400> SEQUENCE: 103

taataggact acttctaadc tgtaagagca gatccctgga caggcaagga atacaggat 60

tttgccttg aagtaacctt tcag 84

-continued

<210> SEQ ID NO 104
<211> LENGTH: 100
<212> TYPE: DNA
<213> ORGANISM: Homo sapien

<400> SEQUENCE: 104

```
ctcaccattgg gcatttgatt gcagagcagc tccgagtcg tccagagctt cctgcagtca    60
atgatcaccg ctgtgggcat ccctgaggtc atgtctcgta    100
```

<210> SEQ ID NO 105
<211> LENGTH: 100
<212> TYPE: DNA
<213> ORGANISM: Homo sapien

<400> SEQUENCE: 105

```
ctcaccattgg gcatttgatt gcagagcagc tccgagtcca tccagagctt cctgcagtca    60
atgatcaccg ctgtgggcat ccctgaggtc atgtctcgta    100
```

<210> SEQ ID NO 106
<211> LENGTH: 100
<212> TYPE: DNA
<213> ORGANISM: Homo sapien

<400> SEQUENCE: 106

```
agcaaggact cctgcaaggg ggacagtggg gggccacatg ccaccacta ccagggcacg    60
tggtacctga cgggcatcgt cagctggggc cagggctgctg    100
```

<210> SEQ ID NO 107
<211> LENGTH: 100
<212> TYPE: DNA
<213> ORGANISM: Homo sapien

<400> SEQUENCE: 107

```
agcaaggact cctgcaaggg ggacagtggg gggccacatg ccaccacta ccggggcacg    60
tggtacctga cgggcatcgt cagctggggc cagggctgctg    100
```

<210> SEQ ID NO 108
<211> LENGTH: 100
<212> TYPE: DNA
<213> ORGANISM: Homo sapien

<400> SEQUENCE: 108

```
caataactct aatgcagcgg aagatgacct gcccacagtg gagcttcagg gcgtggtgcc    60
ccggggcgctc aacctgcaag gtatgagcat accccccttc    100
```

<210> SEQ ID NO 109
<211> LENGTH: 100
<212> TYPE: DNA
<213> ORGANISM: Homo sapien

<400> SEQUENCE: 109

```
caataactct aatgcagcgg aagatgacct gcccacagtg gagcttcagg gcttggtgcc    60
ccggggcgctc aacctgcaag gtatgagcat accccccttc    100
```

<210> SEQ ID NO 110
<211> LENGTH: 100

-continued

<212> TYPE: DNA
<213> ORGANISM: Homo sapien

<400> SEQUENCE: 110

ttgaagcttt gggctacgtg gatgaccagc tgttcgtgtt ctatgatcat gagagtcgcc 60
gtgtggagcc ccgaactcca tgggtttcca gtagaatttc 100

<210> SEQ ID NO 111
<211> LENGTH: 100
<212> TYPE: DNA
<213> ORGANISM: Homo sapien

<400> SEQUENCE: 111

ttgaagcttt gggctacgtg gatgaccagc tgttcgtgtt ctatgatgat gagagtcgcc 60
gtgtggagcc ccgaactcca tgggtttcca gtagaatttc 100

<210> SEQ ID NO 112
<211> LENGTH: 100
<212> TYPE: DNA
<213> ORGANISM: Homo sapien

<400> SEQUENCE: 112

ggataacctt ggctgtaccc cctggggaag agcagagata tacgtgccag gtggagcacc 60
caggcctgga tcagcccctc attgtgatct gggagccctc 100

<210> SEQ ID NO 113
<211> LENGTH: 100
<212> TYPE: DNA
<213> ORGANISM: Homo sapien

<400> SEQUENCE: 113

ggataacctt ggctgtaccc cctggggaag agcagagata tacgtaccag gtggagcacc 60
caggcctgga tcagcccctc attgtgatct gggagccctc 100

<210> SEQ ID NO 114
<211> LENGTH: 80
<212> TYPE: DNA
<213> ORGANISM: Homo sapien

<400> SEQUENCE: 114

tgaagcactt gaaggagaag gtgtctgcgg gagccgattt catcatcacg cagcttttct 60
ttgaggctga cacattcttc 80

<210> SEQ ID NO 115
<211> LENGTH: 80
<212> TYPE: DNA
<213> ORGANISM: Homo sapien

<400> SEQUENCE: 115

tgaagcactt gaaggagaag gtgtctgcgg gagtcgattt catcatcacg cagcttttct 60
ttgaggctga cacattcttc 80

<210> SEQ ID NO 116
<211> LENGTH: 80
<212> TYPE: DNA
<213> ORGANISM: Homo sapien

<400> SEQUENCE: 116

-continued

tccagatgaa gctcccagaa tgccagaggc tgctccccgc gtggcccctg caccagcagc	60
tcctacaccg gcggcccctg	80
<210> SEQ ID NO 117	
<211> LENGTH: 80	
<212> TYPE: DNA	
<213> ORGANISM: Homo sapien	
<400> SEQUENCE: 117	
tccagatgaa gctcccagaa tgccagaggc tgctccccgc gtggcccctg caccagcagc	60
tcctacaccg gcggcccctg	80
<210> SEQ ID NO 118	
<211> LENGTH: 48	
<212> TYPE: DNA	
<213> ORGANISM: Artificial Sequence	
<220> FEATURE:	
<223> OTHER INFORMATION: Hair pin structure	
<400> SEQUENCE: 118	
cagagagtac ccctcaaccg tgcatgcatg aaacatgcat gcacggtt	48

What is claimed is:

1. A high throughput method of determining frequencies of genetic variations, comprising:
 - selecting a healthy target population and a genetic variation to be assessed;
 - pooling a plurality of samples of biopolymers obtained from members of the population;
 - determining or detecting the biopolymer that comprises the variation by mass spectrometry;
 - obtaining a mass spectrum or a digital representation thereof; and
 - determining the frequency of the variation in the population.
2. The method of claim 1, wherein:
 - the variation is selected from the group consisting of an allelic variation, a post-translational modification, a

- nucleic modification, a label, a mass modification of a nucleic acid and methylation; and/or
- the biopolymer is a nucleic acid, a protein, a polysaccharide, a lipid, a small organic metabolite or intermediate, wherein the concentration of biopolymer of interest is the same in each of the samples; and/or
- the frequency is determined by assessing the method comprising determining the area under the peak in the mass spectrum or digital representation thereof corresponding to the mass of the biopolymer comprising the genomic variation.
3. The method of claim 2, wherein the method for determining the frequency is effected by determining the ratio of the signal or the digital representation thereof to the total area of the entire mass spectrum, which is corrected for background.

* * * * *