



INTERNATIONAL APPLICATION PUBLISHED UNDER THE PATENT COOPERATION TREATY (PCT)

(51) International Patent Classification ⁶ : C07D 207/46, A61K 31/165, 31/10, 31/40, C07C 239/22	A1	(11) International Publication Number: WO 97/45407 (43) International Publication Date: 4 December 1997 (04.12.97)
(21) International Application Number: PCT/US97/09613 (22) International Filing Date: 30 May 1997 (30.05.97) (30) Priority Data: 08/658,949 31 May 1996 (31.05.96) US (71) Applicant: UNIVERSITY OF CONNECTICUT [US/US]; 438 Whitney Road Extension, Storrs, CT 06269-1133 (US). (72) Inventors: MAKRIYANNIS, Alexandros; 18 Pembroke Drive, Ashford, CT 06278 (US). LIN, Sonyan; 147 Davis Road, Storrs, CT 06268 (US). HILL, William, Adam; Apartment B6, Ashford Center Road, Ashford, CT 06278 (US). (74) Agents: CARROLL, Alice, O. et al.; Hamilton, Brook, Smith & Reynolds, P.C., Two Militia Drive, Lexington, MA 02173 (US).		(81) Designated States: AU, CA, CN, JP, KR, MX, European patent (AT, BE, CH, DE, DK, ES, FI, FR, GB, GR, IE, IT, LU, MC, NL, PT, SE). Published <i>With international search report. Before the expiration of the time limit for amending the claims and to be republished in the event of the receipt of amendments.</i>
(54) Title: NOVEL ANANDAMIDE AMIDASE INHIBITORS AS ANALGESIC AGENTS (57) Abstract <p>Disclosed is a method of inhibiting anandamide amidase in an individual or animal and novel inhibitors of anandamide amidase. The disclosed method and novel compounds can be used to reduce pain in an individual or animal suffering from pain, reducing nausea in an individual undergoing chemotherapy, for example cancer chemotherapy, suppressing appetite in an individual, reducing intraocular pressure in the eye of an individual or animal suffering from glaucoma and suppressing the immune system in an individual with an organ transplant.</p>		

FOR THE PURPOSES OF INFORMATION ONLY

Codes used to identify States party to the PCT on the front pages of pamphlets publishing international applications under the PCT.

AL	Albania	ES	Spain	LS	Lesotho	SI	Slovenia
AM	Armenia	FI	Finland	LT	Lithuania	SK	Slovakia
AT	Austria	FR	France	LU	Luxembourg	SN	Senegal
AU	Australia	GA	Gabon	LV	Latvia	SZ	Swaziland
AZ	Azerbaijan	GB	United Kingdom	MC	Monaco	TD	Chad
BA	Bosnia and Herzegovina	GE	Georgia	MD	Republic of Moldova	TG	Togo
BB	Barbados	GH	Ghana	MG	Madagascar	TJ	Tajikistan
BE	Belgium	GN	Guinea	MK	The former Yugoslav Republic of Macedonia	TM	Turkmenistan
BF	Burkina Faso	GR	Greece			TR	Turkey
BG	Bulgaria	HU	Hungary	ML	Mali	TT	Trinidad and Tobago
BJ	Benin	IE	Ireland	MN	Mongolia	UA	Ukraine
BR	Brazil	IL	Israel	MR	Mauritania	UG	Uganda
BY	Belarus	IS	Iceland	MW	Malawi	US	United States of America
CA	Canada	IT	Italy	MX	Mexico	UZ	Uzbekistan
CF	Central African Republic	JP	Japan	NE	Niger	VN	Viet Nam
CG	Congo	KE	Kenya	NL	Netherlands	YU	Yugoslavia
CH	Switzerland	KG	Kyrgyzstan	NO	Norway	ZW	Zimbabwe
CI	Côte d'Ivoire	KP	Democratic People's Republic of Korea	NZ	New Zealand		
CM	Cameroon			PL	Poland		
CN	China	KR	Republic of Korea	PT	Portugal		
CU	Cuba	KZ	Kazakstan	RO	Romania		
CZ	Czech Republic	LC	Saint Lucia	RU	Russian Federation		
DE	Germany	LI	Liechtenstein	SD	Sudan		
DK	Denmark	LK	Sri Lanka	SE	Sweden		
EE	Estonia	LR	Liberia	SG	Singapore		

-1-

NOVEL ANANDAMIDE AMIDASE INHIBITORS AS ANALGESIC AGENTSBackground

Δ^9 -Tetrahydrocannabinol, the psychoactive marijuana derived cannabinoid, binds to the CB1 receptor in the brain and to the CB2 receptor in the spleen. Compounds which stimulate the CB1 receptor have been shown to induce analgesia and sedation, to cause mood elevation, to control nausea and appetite and to lower intraocular pressure (Mechoulam, *Cannabinoids as Therapeutic Agents*, CRC Press, Boca Raton, FL (1986), Fride and Mechoulam, *Eur. J. Pharmacol.* 231:313 (1993), Crawley et al., *Pharmacol. Biochem. Behav.* 46:967 (1993) and Smith et al., *J. Pharm. Exp. Therap.* 270:219 (1994)). Cannabinoids have also been shown to suppress the immune system (Mechoulam, *Cannabinoids as Therapeutic Agents*, CRC Press, Boca Raton, FL (1986). Thus, compounds which stimulate the CB1 or CB2 receptor, directly or indirectly, are potentially useful in treating glaucoma, preventing tissue rejection in organ transplant patients, controlling nausea in patients undergoing chemotherapy, controlling pain and enhancing the appetite and controlling pain in individuals with AIDS Wasting Syndrome.

Arachidonyl ethanolamide (anandamide) is a naturally-occurring brain constituent that acts as a CB1 and CB2 agonist and exhibits pharmacological activity in mice comparable to cannabinoids (Fride and Mechoulam

-2-

(1993), Crawley et al. (1993) and Smith et al. (1994)).
Anandamide is cleaved in vivo by anandamide amidase. Thus,
inhibitors of anandamide amidase have the effect of
indirectly stimulating the CB1 and CB2 receptors by
5 increasing in vivo levels of anandamide.

In addition to acting at the CB1 and CB2 receptors,
cannabinoids also affect cellular membranes, thereby
producing undesirable side effects such as drowsiness,
impairment of monoamine oxidase function and impairment of
10 non-receptor mediated brain function. The addictive and
psychotropic properties of cannabinoids also limit their
therapeutic value. Inhibitors of anandamide amidase are
not expected to have the undesired membrane-related side-
effects produced by cannabinoids. By providing an
15 alternate mechanism for stimulating the CB1 and CB2
receptor, anandamide inhibitors might not have the
addictive and psychotropic properties of cannabinoids.
However, present inhibitors of anandamide amidase have
disadvantages. For example, phenylmethanesulfonyl fluoride
20 (PMSF) is toxic to cells. Thus, there is a need for new
and more potent inhibitors of anandamide amidase which have
reduced toxicity towards cells and which do not
significantly interact with the CB1 or CB2 receptor at
inhibitory concentrations.

25

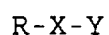
Summary of the Invention

It has now been found that long chain fatty acids and
aromatic acid analogs of long chain fatty acids with head
groups capable of irreversibly binding to a nucleophilic
30 group at an enzyme active site are potent inhibitors of
anandamide amidase. For example, palmitylsulfonyl fluoride
was found to increase the level of undegraded anandamide
55-fold at 10 nM in intact neuroblastoma cells (Example 1)
and is therefore more than 100 fold more potent than

-3-

phenylmethylsulfonyl fluoride at inhibiting anandamide
amidase. At the same time, the inhibitors disclosed herein
have a low affinity for the CB1 receptor (Example 3). For
example, the binding affinity of palmitylsulfonyl fluoride
5 for the CB1 receptor is about 10 times lower than
anandamide. In addition, it has been found that
palmitylsulfonyl fluoride causes some of the same
pharmacological effects in rats as do compounds which
stimulate the CB1 receptor directly, such as
10 Δ^9 -tetrahydrocannabinol. For example, palmitylsulfonyl
fluoride is shown herein to induce analgesia in rats
(Example 4). Based on these results, methods of inhibiting
anandamide amidase, thereby stimulating the CB1 and CB2
receptors, in an individual or animal are disclosed. Also
15 disclosed are novel compounds which inhibit anandamide
amidase.

The present invention is a method of inhibiting
anandamide amidase in an individual or animal. The method
comprises administering to the individual or animal a
20 therapeutically effective amount of a compound represented
by Structural Formula I:



(I)

and physiologically acceptable salts thereof.

25 R is selected from the group consisting of a methyl
group, an aryl group, a substituted aryl group, a
heteroaryl group, a substituted heteroaryl group, a
heterocyclic group and a substituted heterocyclic group.

X is a straight chain hydrocarbyl group or a
30 substituted straight chain hydrocarbyl group containing
from about 4 to about 18 carbon atoms if R is an aryl
group, a substituted aryl group, a heteroaryl group, a

-4-

substituted heteroaryl group, a heterocyclic group or a substituted heterocyclic group.

X is a hydrocarbyl group or a substituted hydrocarbyl group containing from about 10 to about 24 carbon atoms if

5 R is a methyl group.

Y is a moiety capable of irreversibly binding with a nucleophilic group at the active site of an amidase enzyme.

The method and the novel compounds disclosed herein have therapeutic uses. For example, the compounds and
10 methods of the present invention, like cannabinoids, can relieve the pain caused by cancer and the nausea resulting from cancer chemotherapy. They are not expected to have the undesirable membrane-related side-effects associated with cannabinoids. In addition, the methods and compounds
15 disclosed herein are expected to be immunosuppressive and can therefore be used to prevent organ rejection in an individual undergoing an organ transplant. Because the compounds and methods of the present invention enhance the appetite of an individual, they can be used treat patients
20 with AIDS Wasting Syndrome, who are often suffering from malnourishment as a result of appetite loss.

The novel inhibitors of anandamide amidase disclosed herein also have research uses. For example, they can be used to maintain the level of anandamide *in vitro* to study
25 the effect of ananamide on cells and to maintain the level of anandamide *in vivo* to study the effect of anandamide on individuals and animals. They can be used to characterize cells, for example to determine if a cell type has cannabimetic or amidase activity. For example, the
30 inhibitors can be used to determine if a cell population expresses anandamide amidase by contacting the cells with an inhibitor and then determining if there is an increase in the concentration of anandamide. The anandamide inhibitors disclosed herein can also be used as in aid in

-5-

drug design, for example as a control in assays for testing other compounds for their ability to inhibit anandamide amidase and to determine the structure activity requirements of anandamide amidase inhibitors.

5 Brief Description of the Figures

Fig. 1 is a graph showing the effect of palmitylsulfonyl fluoride and phenylmethanesulfonyl fluoride on anandamide levels in neuroblastoma cells (N18TG2).

10 Figs. 2A-2E are graphs showing the IC_{50} values for the inhibition of anandamide amidase by (A) laurylsulfonyl fluoride; (B) myristylsulfonyl fluoride; (C) palmitylsulfonyl fluoride; (D) stearylulfonyl fluoride; and (E) arachidylsulfonyl fluoride.

15 Fig. 3 is a graph showing the log dose-response curves for palmitylsulfonyl fluoride (K_i is 350.4), arachidonyl trifluoromethyl (K_i is 1325) ketone and arachidonoyl ethanolamide (K_i is 70.03) in competition with $[H^3]$ CP-55940 binding to CB1.

20 Fig. 4 is a graph showing the effect in rats of anandamide, palmitylsulfonyl fluoride and anandamide co-administration of palmitylsulfonyl fluoride on the time taken for a lightly restrained mouse to flick its tail away from radiant heat stimulus ("rat flick" test), measured by the percent maximum possible effect.

25 Detailed Description of the Invention

One embodiment of the present invention is directed to a method of inhibiting anandamide amidase in an individual or animal. The inhibition of anandamide amidase results in increased levels of anandamide in the individual or animal, 30 thereby causing increased stimulation of cannabinoid receptors in the individual or animal, e.g., the CB1 receptor in the brain and the CB2 receptor in the spleen. Thus, the present invention is also a method of stimulating

-6-

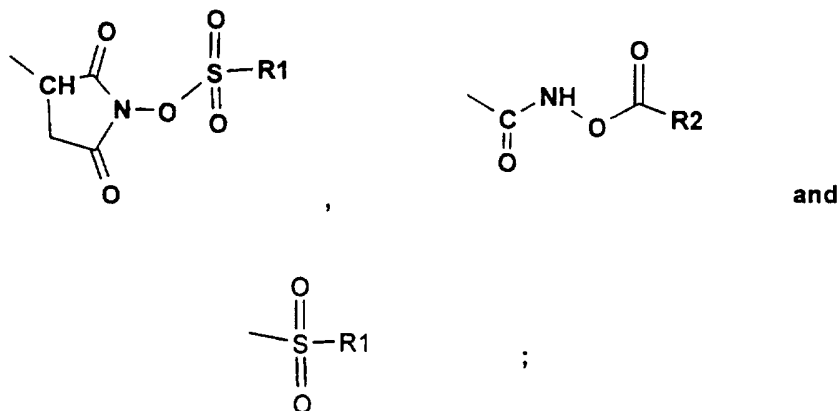
cannabinoid receptors in an individual or animal. It is to be understood that the present invention can also be used to stimulate receptors not yet discovered for which anandamide and/or a cannabinoid acts as an agonist.

5 "Y" in Structural Formula I is a moiety capable of irreversibly binding with a nucleophilic group at the active site of an amidase enzyme. Thus, Y is capable of forming a stable covalent bond with the nucleophilic group at the active site of an amidase enzyme. Suitable
10 structures for Y therefore do not encompass moieties, such as trifluoromethyl ketones, which are capable of acting as a transition state analog of an amidase enzyme and which bind reversibly to these enzymes. As used herein, an "amidase" is an enzyme involved in the hydrolysis of an
15 amide bond.

A nucleophilic group at the active site of an amidase enzyme is a heteroatom-containing functional group on the side chain of an amino acid found at the enzyme active site and includes the hydroxyl group of serine or threonine, the
20 thiol group of cysteine, the phenol group of tyrosine and the amino group of lysine, ornithine or arginine or the imidazole group of histidine.

- 7 -

Examples of suitable structures for Y include:



R₁ is selected from the group consisting of -F and -O(C₁ to C₄ straight or branched chain alkyl group). R₂ is a C₁ to C₄ straight or branched chain alkyl group.

As used herein, "a straight chain hydrocarbyl group" includes a polyalkylene, i.e., -(CH₂)_n-. "n" is a positive integer from about 10 to about 24, when R is methyl, and from about 4 to about 18, when R is aryl, substituted aryl, heteroaryl, substituted heteroaryl, heterocyclic or substituted heterocyclic. A straight chain hydrocarbyl group also includes two or more polyalkylene groups connected by one or more ether, thioether ether, *cis*-alkenyl, *trans*-alkenyl or alkynyl linkage such that the total number of methylene carbon atoms is from about 10 to about 24 when R is methyl and from about 4 to 18 when R is aryl, substituted aryl, heteroaryl, substituted heteroaryl, heterocyclic or substituted heterocyclic. Examples include -(CH₂)_m-O-(CH₂)_o-, -(CH₂)_m-S-(CH₂)_o-, -(CH₂)_m-CH=CH-(CH₂)_o-, -(CH₂)_m-C≡C-(CH₂)_o-, wherein m and o are each a positive integer such that the sum of m and o is equal to n.

-8-

Specific examples include where X is $-(CH_2)_4-$
 $(cis-CH=CHCH_2-)_4-CH_2CH_2-$, $-(CH_2)_4-(cis-CH=CHCH_2)_3-(CH_2)_5-$ and
where R-X- is a docosatetraenyl or a homo- γ -linolenyl
moiety.

5 In one aspect of the present invention, R in the
compound being administered to inhibit anandamide amidase
is methyl and Y is a sulfonyl fluoride or a C1 to C4
straight or branched chain sulfonyl ester. Preferably, Y
is a sulfonyl fluoride. Specific examples of sulfonyl
10 fluorides and sulfonyl esters include where R-X- is
archidyl, $\Delta^8, \Delta^{11}, \Delta^{14}$ -eicosatrienyl, docosatetraenyl,
homo- γ -linolenyl and $CH_3-(CH_2)_n-$, wherein n is 10 (lauryl),
11, 12 (myristyl), 13, 14 (palmityl), 15 or 16 (stearyl).

As used herein, an "aryl" group is a carbocyclic
15 aromatic ring system such as phenyl, 1-naphthyl or
2-naphthyl. A "heteroaryl" group is an aromatic ring
system containing one or more heteroatoms such as nitrogen,
oxygen or sulfur. Examples of heteroaryl groups include 2-
furanyl, 3-furanyl, 2-thienyl, 3-thienyl, 2-pyridinyl,
20 3-pyridinyl, 4-pyridinyl, 2-pyrimidinyl, 4-pyrimidinyl,
5-pyrimidinyl, 3-pyrazolyl, 4-pyrazolyl, 5-pyrazolyl,
2-pyrazinyl, 2-imidazolyl, 4-imidazolyl, 1-pyrrolyl,
2-pyrrolyl, 2-oxazolyl, 4-oxazolyl, 5-oxazolyl,
2-thiazolyl, 4-thiazolyl and 5-thiazolyl. "Heteroaryl"
25 groups also include fused polycyclic systems in which one
or more monocyclic aryl or monocyclic heteroaryl group is
fused to another heteroaryl group. Examples include
2-benzothienyl, 3-benzothienyl, 2-benzofuranyl,
3-benzofuranyl, 2-indolyl, 2-quinolinyl and 3-quinolinyl.

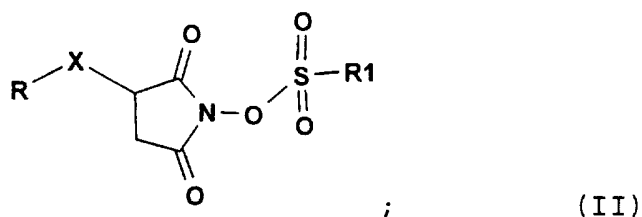
30 As used herein, a "heterocyclic" group is a C5-C8 non-
aromatic ring system containing one or more heteroatoms
such as oxygen, nitrogen or sulfur. Examples include
2-tetrahydrofuranyl, 3-tetrahydrofuranyl,

-9-

2-tetrahydrothiophenyl, 3-tetrahydrothiophenyl, 2-morpholino, 3-morpholino, 4-morpholino, 2-thiomorpholino, 3-thiomorpholino, 4-thiomorpholino, 1-pyrrolidinyl, 2-pyrrolidinyl, 3-pyrrolidinyl, 1-piperazinyl, 2-piperazinyl, 1-piperidinyl, 2-piperidinyl, 3-piperidinyl, 4-piperidinyl and 4-thiazolidinyl.

Suitable substituents on a straight chain hydrocarbyl group include methyl, ethyl, hydroxy, hydroxymethyl, thiol, methoxy, ethoxy and hydroxy. Suitable substituents on an aryl, heteroaryl or heterocyclic group include groups such as lower alkyl, aryl, heteroaryl, (lower alkyl)-O-, (aryl or substituted aryl)-O-, halo, -CO-O(lower alkyl), -CHO, -CO-(lower alkyl), -CO-NH(lower alkyl), -CO-N(lower alkyl)₂, -NO₂, -CF₃, -CN, and (lower alkyl)-S-. A lower alkyl group is a C1 to about C5 straight or branched chain alkyl group.

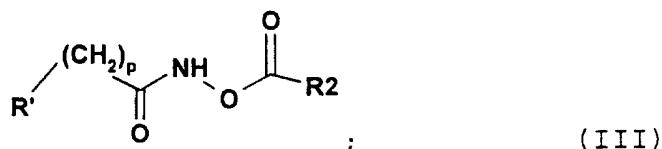
The present invention also refers to novel compounds which can be used to inhibit anandamide amidase. In one embodiment, the compound has a structure represented by Structural Formula (II):



and physiologically acceptable salts thereof. R1 is -F or (C1 to C4 alkyl)O-. R and X are as defined above for Structural Formula (I).

In another embodiment, the novel compound of the present invention has a structure represented by Structural Formula (III):

-10-



and physiologically acceptable salts thereof.

5 R' is selected from the group consisting of an aryl group, a substituted aryl group, a heteroaryl group, a substituted heteroaryl group, a heterocyclic group and a substituted heterocyclic group.

10 R² is a C1 to C4 straight or branched chain alkyl group.

p is an integer from about 6 to about 18. In another aspect, p is an integer from about 10 to about 18.

15 A "therapeutically effective amount" of a compound, as used herein, is the quantity of a compound which, when administered to an individual or animal, results in a sufficiently high level of anandamide in the individual or animal to cause a discernable increase or decrease in a cellular activity affected or controlled by cannabinoid receptors. For example, anandamide can stimulate receptor-mediated signal transduction that leads to the inhibition of forskolin-stimulated adenylate cyclase (Vogel et al., *J. Neurochem.* 61:352 (1993). Anandamide also causes partial inhibition of N-type calcium currents via a pertussis toxin-sensitive G protein pathway, independently of cAMP metabolism (Mackie et al., *Mol. Pharmacol.* 47:711 (1993)).

25 A "therapeutically effective amount" of an anandamide inhibitor can also be an amount which results in a sufficiently high level of anandamide in an individual or animal to cause a physiological effect resulting from

-11-

stimulation of cannabinoid receptors. Physiological effects which result from cannabinoid receptor stimulation include analgesia, decreased nausea resulting from chemotherapy, sedation and increased appetite. Other
5 physiological functions include relieving intraocular pressure in glaucoma patients and suppression of the immune system. Typically, a "therapeutically effective amount" of the compound ranges from about 10 mg/day to about 1000 mg/day.

10 As used herein, an "individual" refers to a human. An "animal" refers to veterinary animals, such as dogs, cats, horses, and the like, and farm animals, such as cows, pigs, guinea pigs and the like.

The compounds of the present invention can be
15 administered by a variety of known methods, including orally, rectally, or by parenteral routes (e.g., intramuscular, intravenous, subcutaneous, nasal or topical). The form in which the compounds are administered will be determined by the route of administration. Such
20 forms include, but are not limited to capsular and tablet formulations (for oral and rectal administration), liquid formulations (for oral, intravenous, intramuscular or subcutaneous administration) and slow releasing microcarriers (for rectal, intramuscular or intravenous
25 administration). The formulations can also contain a physiologically acceptable vehicle and optional adjuvants, flavorings, colorants and preservatives. Suitable physiologically acceptable vehicles may include saline, sterile water, Ringer's solution, and isotonic sodium
30 chloride solutions. The specific dosage level of active ingredient will depend upon a number of factors, including, for example, biological activity of the particular preparation, age, body weight, sex and general health of the individual being treated.

-12-

General methods of preparing the sulfonyl fluorides, the N-[(alkyl-sulfonyl)oxy] succinimides and the N-O-diacylhydroxylamines of the present invention are provided in Example 5, Example 6 and Example 7, respectively.

The invention will now be further and specifically described by the following examples.

EXEMPLIFICATION

10 Example 1 - Increased [³H]Anandamide Levels in Neuroblastoma Cells in the Presence of Palmityl Sulfonyl Fluoride

The assay of the anandamide amidase in intact neuroblastoma cells was performed as described previously (Deutsch, D. G. and S.A. Chin, *Biochem. Pharmacol.* 46:791-796 (1993)). The experiments were performed with 4 x 10⁶ neuroblastoma cells (N18TG2)/6-cm dish. Experimental cells were incubated in 2 ml of media, consisting of Hams's F-12/Dulbecco's modified Eagle's medium (Life Technologies, Inc.) with penicillin, streptomycin, and gentamicin plus 10% bovine calf serum (HyClone, Logan, UT), plus the indicated concentration of inhibitor for 20 minutes. All cells were grown at 37° in a humidified atmosphere containing 5% CO₂ in air. [³H]Anandamide (0.2 μCi of 221 Ci/mmol of [³H]anandamide) was added and the incubation continued for 1 hour. Control cells contained no inhibitor. At the end of the incubation, the cells were washed once with cell culture media and removed from the plates, after a brief incubation with 2 ml of 0.05% trypsin in 0.53 mM EDTA solution at 37°C. The amounts of [³H]anandamide, [³H]phospholipids, and [³H]arachidonate in the cells and media were quantified by liquid scintillation counting of the silica scraped from the appropriate areas

-13-

of the plate after quenching the reaction with chloroform methanol (1:1), extraction of the sample from the organic phase, and TLC analysis on channeled silica gel-coated plates, with a solvent system consisting of the organic
5 layer of an ethyl acetate:hexane:acetic acid:water (100:50:20:100) mixture.

The level of [³H] anandamide found in the neuroblastoma cells incubated with palmitylsulfonyl fluoride, with phenylmethylsulfonyl fluoride and in control
10 cells is shown in Figure 1. Nanomolar amounts of palmitylsulfonyl fluoride were sufficient so that over 50% of the radioactivity was found in anandamide, rather than in anandamide cleavage products such as arachidonate. This result indicates that palmitylsulfonyl fluoride is highly
15 effective at inhibiting anandamide amidase. Concentrations greater than 10 micromolar of phenylmethylsulfonyl fluoride were required to achieve comparable levels of anandamide amidase inhibition. Almost complete degradation of [³H] anandamide was observed in control cells.

20 Example 2 - Determination of IC₅₀ Values for Sulfonyl Fluoride Inhibitors of Anandamide Amidase

The assay of the anandamide amidase *in vitro* was performed as described previously (Deutsch, D. G. and S.A. Chin, *Biochem. Pharmacol.* 46:791-796 (1993)). The
25 indicated amount of each compound was preincubated in a buffer consisting of 300 µg of crude rat brain homogenate protein, 500 µg/ml fatty acid-free bovine serum albumin, in phosphate-buffered saline in a final volume of 1.0 ml, for 10 minutes at 37°C. Crude rat brain homogenate was
30 obtained by decapitating female adult Sprague-Dawley rats, dissecting the desired tissue and homogenizing in five volumes of ice-cold TE (10 mM Tris-HCl, 1 mM EDTA, pH 7.6). Substrate (27.7 µM anandamide + 0.2 µCi of 221 Ci/mmol

-14-

[³H]anandamide ([arachidonyl-5,6,8,9,11,12,14,15-³H]ethanolamide)) (obtained from the National Institute on Drug Abuse) was then added and the samples incubated for 10 minutes. The reaction was quenched by the addition of
5 chloroform:methanol (1:1) and enzyme activity was analyzed by TLC as described in Example 1.

The results for laurylsulfonyl fluoride, myristylsulfonyl fluoride, palmitylsulfonyl fluoride, stearylulfonyl fluoride and arachidylsulfonyl fluoride are
10 shown in Figure 2. All compounds were effective inhibitors of anandamide amidase. All compounds except arachidylsulfonyl fluoride had an IC₅₀ of less than 10 nM. Arachidylsulfonyl fluoride was an effective inhibitor of anandamide amidase at concentrations less than 100 nM.

15 Example 3 - Palmitylsulfonyl Fluoride Binds Less Efficiently to the CB1 Receptor than Anandamide

For the CB1 ligand binding determinations, brain membranes were prepared from frozen rat brains according to the procedure published by Devane et al. (Devane, W.A., et
20 al., *Mol. Pharmacol.* 34:605-613 (1988)). Quantitation of the binding of the fatty acid analogs to CB1 was performed by incubating the analogs at the indicated concentration with 30 µg of membrane protein in a buffer containing 500 pm of the bicyclic cannabinoid analog [³H]CP-55940, 20mM
25 Tris-Cl, pH 7.4, 3 mM MgCl₂, 1 mM Tris-EDTA, and 0.135 mg/ml fatty acid-deficient bovine serum albumin in a final volume of 200 µl in Regisil-treated glass tubes. Specific binding was defined as that which could be displayed by 100 nM desacetyllevonantradol. After 60 minutes at 30°C, the
30 incubation was terminated by the addition of 250 µl of 50 mg/ml bovine serum albumin and the immediate filtration over GF/B filters and washing with ice cold buffer (20 mM Tris-Cl, pH 7.4, 2 mM MgCl₂). The filters were treated

-15-

with 0.1% sodium dodecyl sulfate prior to addition of scintillation mixture and counting in a liquid scintillation counter.

The log dose-response curve for palmitylsulfonyl fluoride, arachidonoyl trifluoromethyl ketone and arachidonoyl ethanolamide in competition with [³H]CP-55940 binding CB1 is shown in Figure 3. This figure shows that palmitylsulfonyl fluoride binds to the CB1 receptor with less than 10% the efficiency of arachidonoyl ethanolamide.

10 Example 4 - Palmitylsulfonyl Fluoride Induces Analgesia in Rats

Drug mixture were prepared by mixing with two parts Tween 80 by weight and dispersing into 0.9% w/v aqueous NaCl solution (saline) as described previously for Δ^9 -THC
15 (Pertwee et al., *Br. J. Pharmacol.* 105:980 (1992)).

Drug mixtures were injected intravenously into male MF1 mice weighing 23-29 grams. Analgesia was measured by means of a "rat flick test" in which the time taken for a lightly restrained mouse to flick it tail away from a
20 radiant heat stimulus was noted. The methods is based on the test described by D'Amour and Smith (D'Amour, F.E., Smith, D. L., *J. Pharmacol. Exp. Ther.*, 72:74-79 (1941)). Mice were subjected to the tail flick at -30 minutes (control latency) and at 12 minutes (test latency). The
25 maximum possible tail flick latency was 10s as mice that did not respond within this time were removed from the apparatus to prevent tissue damage. Analgesia was calculated as percent maximum possible effect by expressing the ratio (test latency - control latency)/(10-s control
30 latency) as a percentage (Compton, D. R., et al., *J. Pharmacol. Exp. Ther.*, 260:201-209 (1992)). Ambient temperature was kept between 20 and 22°C. Values have been expressed as means and limits of error as standard errors.

-16-

Dunnett's test has been used to calculate the significance of differences between the mean effect of each drug treatment and the mean effect of the vehicle, Tween 80.

The results are shown in Figure 4. Palmitylsulfonyl fluoride and anandamide co-administered with
5 palmitylsulfonyl fluoride were about 3x more effective at producing analgesia in the mice than anandamide alone and about 13x more effective than the vehicle.

Example 5 - Alkylsulfonyl Fluorides

10 Alkylmagnesium bromide in dry ether was added to a stirred solution of sulfonyl chloride (2-fold excess) in hexane at 0°C. The reaction mixture was stirred for 1 hour at 0°C and then the ice bath was removed and stirring was continued overnight at room temperature. The solvent was
15 evaporated in vacuo and the product was purified with column chromatography on silica gel to afford the corresponding alkylsulfonyl chloride as white solid.

Alkylsulfonyl chloride was dissolved in acetone and a 10-fold excess of ammonium fluoride was added while
20 stirring at room temperature. The reaction mixture was refluxed for 3 hours. Then it was filtered to remove the insoluble salt, the solvent was evaporated and the product was dried in vacuo. Water was added to hydrolyze any unreacted alkylsulfonyl chloride and the aqueous mixture
25 was extracted with ether. The ethereal extracts were combined, dried, filtered and the solvent was removed in vacuo. The product was purified with column chromatography on silica gel to afford the corresponding alkylsulfonyl fluoride.

30 Example 6 - Alkyl-N-(alkyl-sulfonyl)oxyl Succinimides

Stobbe condensation of aldehydes with diethylsuccinate affords the corresponding alkenylsuccinic acid monoethyl

-17-

esters which are catalytically hydrogenated and subsequently hydrolyzed to give the corresponding alkylsuccinic acids. The acids are mixed with excess of acetic anhydride and refluxed for 1 hour. The excess of
5 acetic anhydride is removed *in vacuo*. Vacuum distillation affords the pure alkylsuccinic anhydrides.

The pure products are dissolved in dry toluene and brought to reflux. An equimolar amount of (benzyloxy)amine in toluene is added and the mixtures are refluxed for 30
10 minutes. The hot solutions are filtered through anhydrous sodium sulfate and the solvent is removed on a rotary evaporator. The residues are dissolved in ethyl acetate and washed with 10% sodium bicarbonate twice and then purified with column chromatography on silica gel.

15 The resulting 3-alkenyl-N-(benzyloxy)succinimides are hydrogenolyzed with 10% Pd-C for 3 hours. The reaction mixtures are then filtered through a Celite pad and the solvent removed *in vacuo*. The produced 3-alkyl-N-hydroxysuccinimides are then dissolved in dry toluene and
20 treated with dry pyridine and various alkylsulfonyl chlorides. The reactions are stirred overnight at room temperature under nitrogen and then quenched with the addition of 2N HCl. The products are extracted with ethyl acetate (twice), dried over anhydrous MgSO₄ and purified
25 with column chromatography.

Example 7 - N,O-diacylhydroxylamines

Methyl esters of various carboxylic acids are treated with excess of hydroxylamine in methanol. Equimolar amounts of KOH and various acid chlorides dissolved in THF
30 are added to aqueous solutions of the hydroxamic acids at 0-5°C in order to afford the corresponding N,O-diacylhydroxylamines.

-18-

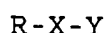
Equivalents

Those skilled in the art will recognize, or be able to ascertain using no more than routine experimentation, many equivalents to specific embodiments of the invention
5 described specifically herein. Such equivalents are intended to be encompassed in the scope of the following claims.

-19-

CLAIMS

1. A method of inhibiting anandamide amidase in an individual or animal comprising administering to the individual or animal a therapeutically effective amount of a compound represented by the following structural formula:



and physiologically acceptable salts thereof, wherein:

10 R is selected from the group consisting of a methyl group, an aryl group, a substituted aryl group, a heteroaryl group, a substituted heteroaryl group, a heterocyclic group and a substituted heterocyclic group;

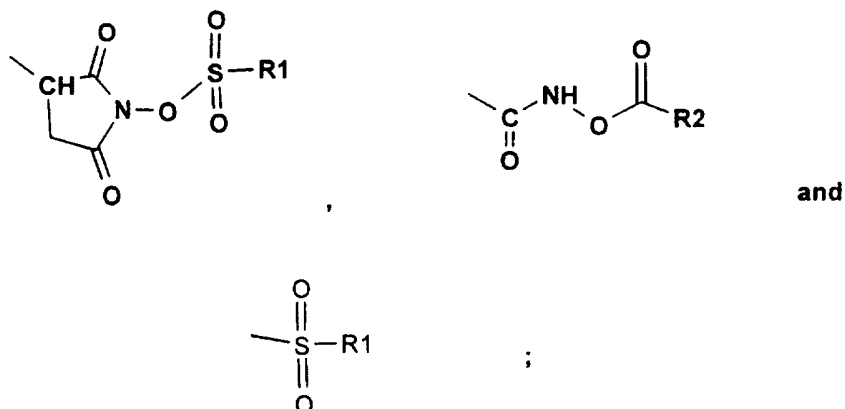
15 X is a straight chain hydrocarbyl group or a substituted straight chain hydrocarbyl group containing from about 4 to about 18 carbon atoms if R is an aryl group, a substituted aryl group, a heteroaryl group, a substituted heteroaryl group, a heterocyclic group or a substituted heterocyclic group;

20 X is a straight chain hydrocarbyl group or a substituted straight chain hydrocarbyl group containing from about 10 to about 24 carbon atoms if R is a methyl group; and

25 Y is a moiety capable of irreversibly binding to a nucleophilic group at the active site of an amidase enzyme.

2. The method of Claim 1 wherein Y is selected from the group consisting of:

-20-



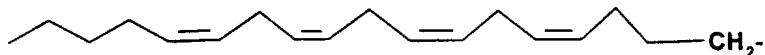
wherein:

- 5 R1 is selected from the group consisting of -F and -O(C1 to C4 straight or branched chain alkyl group); and
 R2 is a C1 to C4 straight or branched chain alkyl group.

10 3. The method of Claim 2 wherein Y is -SO₂O(C1 to C4 straight or branched chain alkyl group).

4. The method of Claim 2 wherein Y is -SO₂OCH₃.

5. The method of Claim 4 wherein R-X- is:

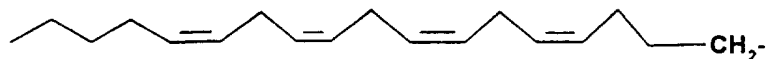


15 6. The method of Claim 4 wherein R-X- is $\text{CH}_3-(\text{CH}_2)_n-$, wherein n is an integer from 10 to about 24.

-21-

7. The method of Claim 2 wherein Y is $-\text{SO}_2\text{F}$.

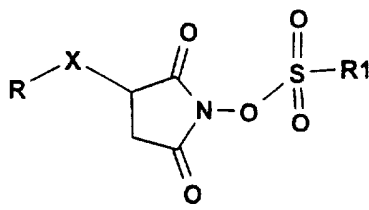
8. The method of Claim 7 wherein R-X- is:



9. The method of Claim 7 wherein R-X- is $\text{CH}_3-(\text{CH}_2)_n-$,
 5 wherein n is an integer from 10 to about 24.

10. The method of Claim 9 wherein n is 14.

11. A compound represented by the following structural formula:



10

and physiologically acceptable salts thereof, wherein:

R1 is $-\text{F}$ or (C1 to C4 straight or branched chain alkyl)O-;

15

R is selected from the group consisting of a methyl group, an aryl group, a substituted aryl group, a heteroaryl group, a substituted heteroaryl group, a heterocyclic group and a substituted heterocyclic group;

20

X is a straight chain hydrocarbyl group or a substituted straight chain hydrocarbyl group containing from about 4 to about 18 carbon atoms if R is an aryl group, a substituted aryl group, a heteroaryl group, a

-22-

substituted heteroaryl group, a heterocyclic group or a substituted heterocyclic group; and

5 X is a straight chain hydrocarbyl group or a substituted straight chain hydrocarbyl group containing from about 10 to about 24 carbon atoms if R is a methyl group.

12. The compound of Claim 11 wherein R-X- is $\text{CH}_3-(\text{CH}_2)_n-$, wherein n is an integer from 10 to about 24.

13. The compound of Claim 12 wherein R1 is -F.

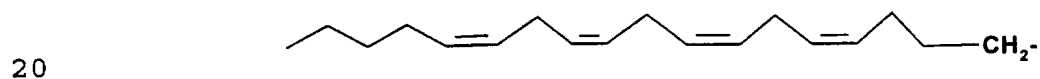
10 14. The compound of Claim 11 wherein:

R is selected from the group consisting of an aryl group, a substituted aryl group, a heteroaryl group, a substituted heteroaryl group, a heterocyclic group and a substituted heterocyclic group; and

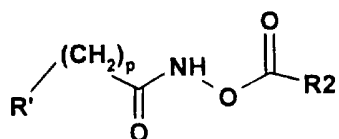
15 X is $-(\text{CH}_2)_m-$, wherein m is an integer from about 4 to about 18.

15. The compound of Claim 14 wherein R1 is -F.

16. The compound of Claim 11 wherein R-X- is represented by the following structural formula:



17. A compound represented by the following structural formula:



-23-

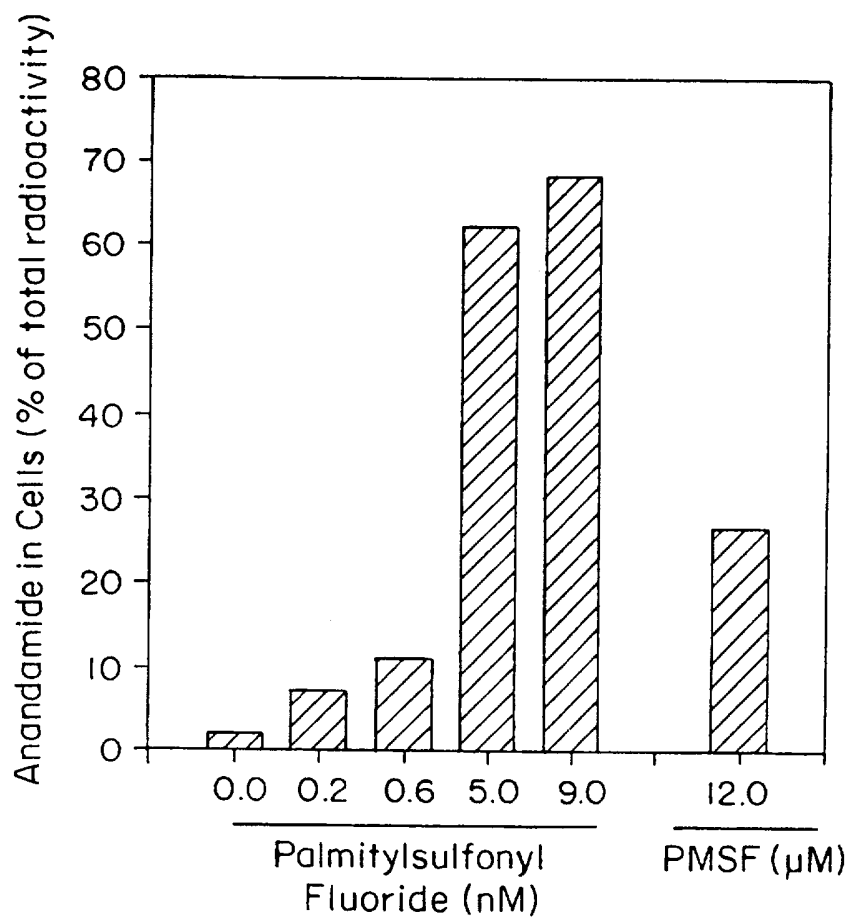
and physiologically acceptable salts thereof, wherein:

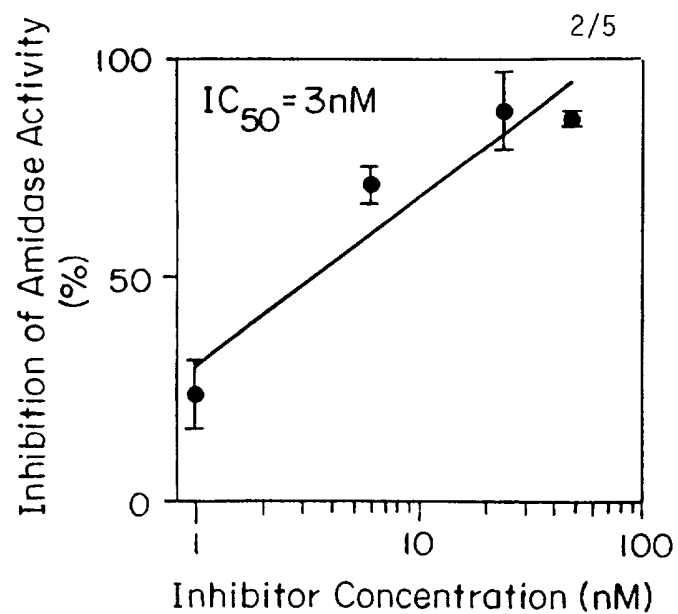
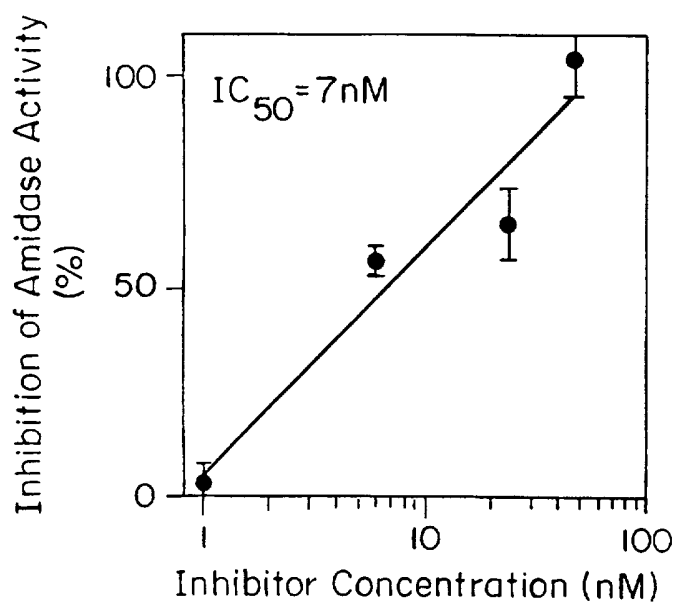
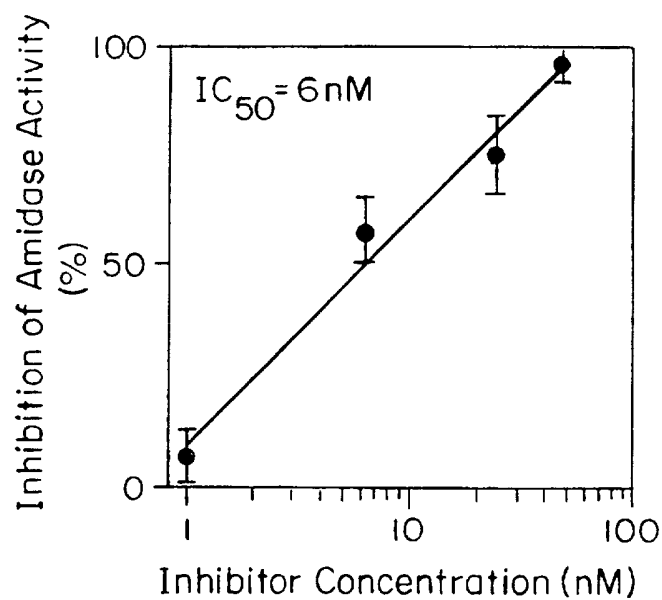
5 R' is selected from the group consisting of an aryl group, a substituted aryl group, a heteroaryl group, a substituted heteroaryl group, a heterocyclic group and a substituted heterocyclic group;

 R2 is a C1 to C4 straight or branched chain alkyl group; and

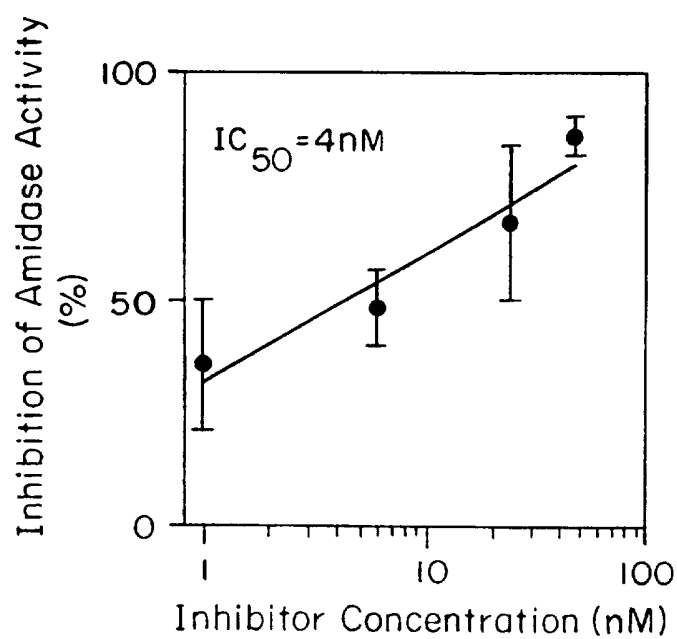
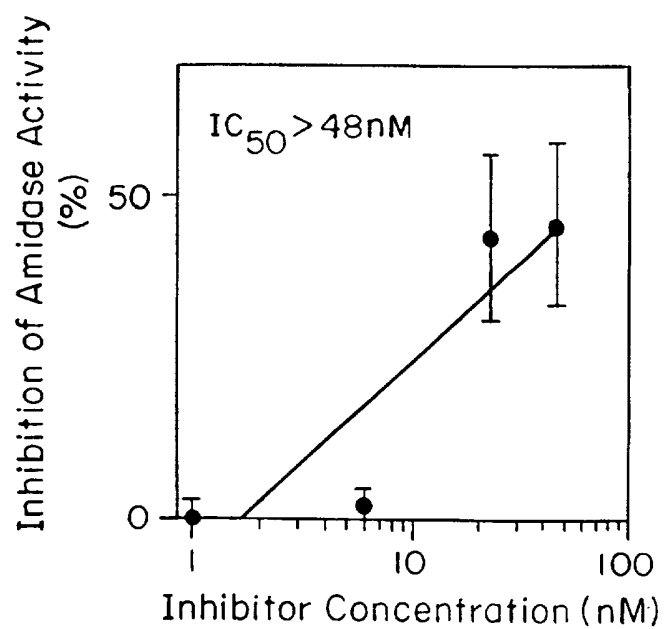
 p is an integer from about 6 to about 20.

Sheet 1/5

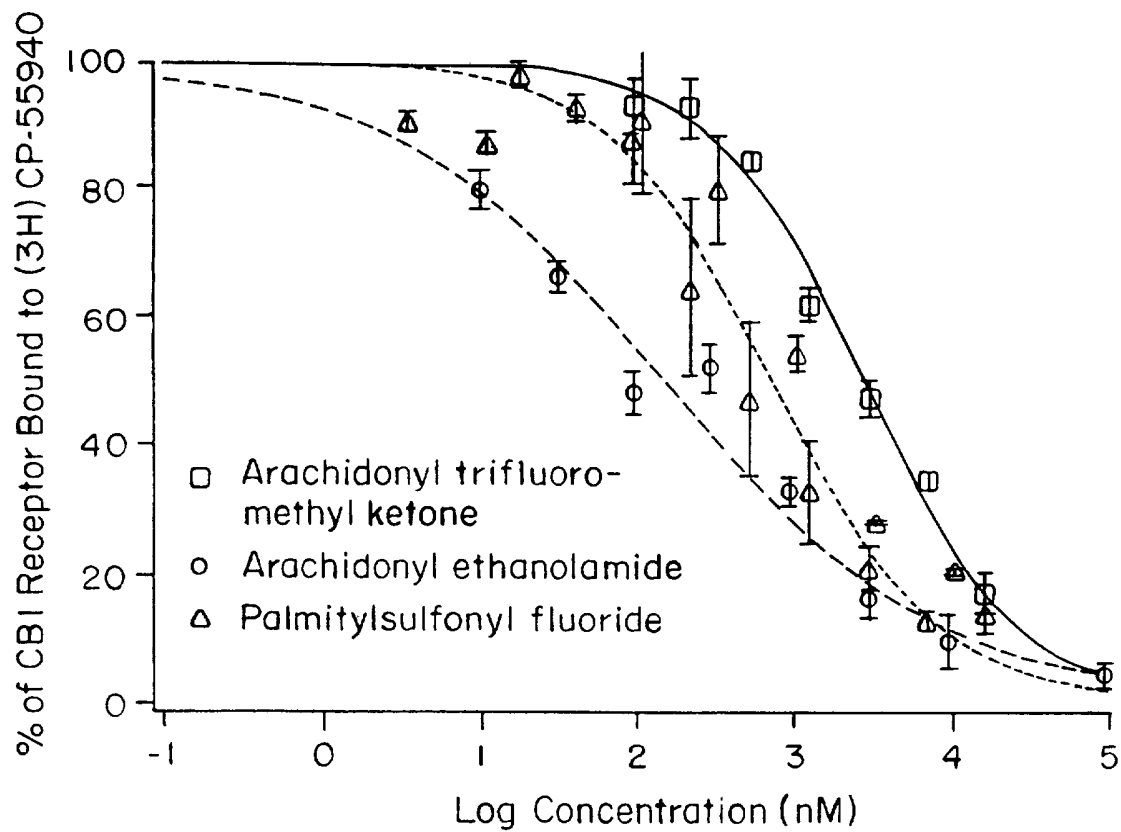
**FIG. I**

**FIG. 2A****FIG. 2B****FIG. 2C**

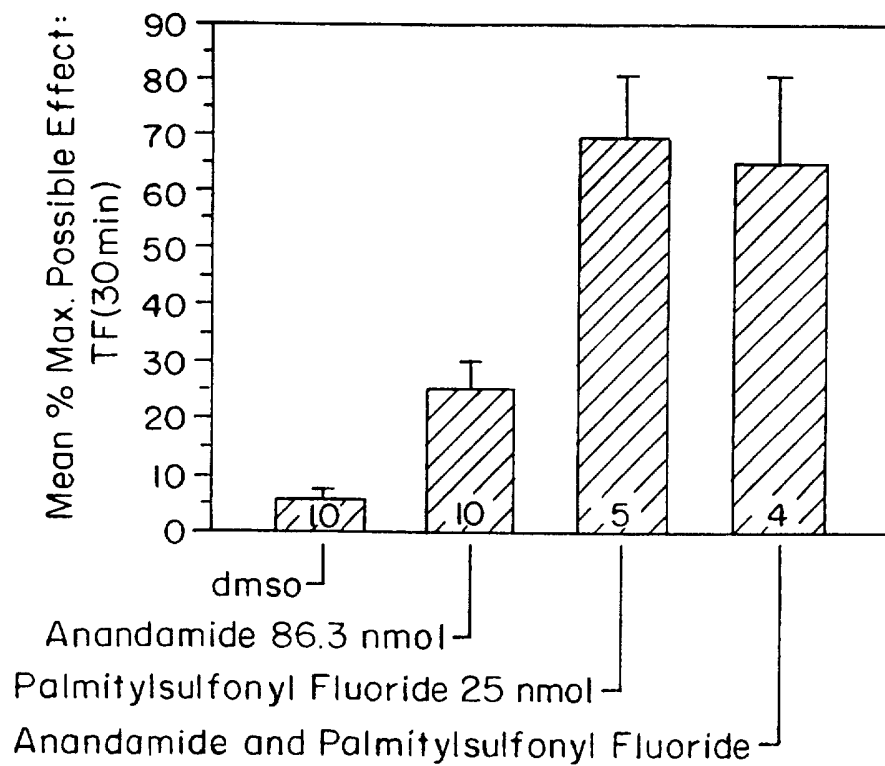
Sheet 3/5

**FIG. 2D****FIG. 2E**

Sheet 4/5

**FIG. 3**

Sheet 5/5

**FIG. 4**

INTERNATIONAL SEARCH REPORT

International Application No
PCT/US 97/09613

A. CLASSIFICATION OF SUBJECT MATTER

IPC 6 C07D207/46 A61K31/165 A61K31/10 A61K31/40 C07C239/22

According to International Patent Classification (IPC) or to both national classification and IPC

B. FIELDS SEARCHED

Minimum documentation searched (classification system followed by classification symbols)

IPC 6 C07D C07C

Documentation searched other than minimum documentation to the extent that such documents are included in the fields searched

Electronic data base consulted during the international search (name of data base and, where practical, search terms used)

C. DOCUMENTS CONSIDERED TO BE RELEVANT

Category *	Citation of document, with indication, where appropriate, of the relevant passages	Relevant to claim No.
A	KOUTEK, BOHUMIR ET AL: "Inhibitors of arachidonoyl ethanolamide hydrolysis" J. BIOL. CHEM. (1994), 269(37), 22937-40 CODEN: JBCHA3;ISSN: 0021-9258, 1994, XP002040931 ---	1-17
A	ABADJI, VASILIKI ET AL: "(R)-Methanandamide: A Chiral Novel Anandamide Possessing Higher Potency and Metabolic Stability" J. MED. CHEM. (1994), 37(12), 1889-93 CODEN: JMCMAR;ISSN: 0022-2623, 1994, XP002040932 --- -/--	1-17



Further documents are listed in the continuation of box C.



Patent family members are listed in annex.

* Special categories of cited documents :

- "A" document defining the general state of the art which is not considered to be of particular relevance
- "E" earlier document but published on or after the international filing date
- "L" document which may throw doubts on priority claim(s) or which is cited to establish the publication date of another citation or other special reason (as specified)
- "O" document referring to an oral disclosure, use, exhibition or other means
- "P" document published prior to the international filing date but later than the priority date claimed

- "T" later document published after the international filing date or priority date and not in conflict with the application but cited to understand the principle or theory underlying the invention
- "X" document of particular relevance; the claimed invention cannot be considered novel or cannot be considered to involve an inventive step when the document is taken alone
- "Y" document of particular relevance; the claimed invention cannot be considered to involve an inventive step when the document is combined with one or more other such documents, such combination being obvious to a person skilled in the art.
- "&" document member of the same patent family

Date of the actual completion of the international search

17 September 1997

Date of mailing of the international search report

30.09.97

Name and mailing address of the ISA

European Patent Office, P.B. 5818 Patentlaan 2
NL - 2280 HV Rijswijk
Tel. (+ 31-70) 340-2040, Tx. 31 651 epo nl,
Fax: (+ 31-70) 340-3016

Authorized officer

De Jong, B

INTERNATIONAL SEARCH REPORT

International Application No

PCT/US 97/09613

C.(Continuation) DOCUMENTS CONSIDERED TO BE RELEVANT

Category *	Citation of document, with indication, where appropriate, of the relevant passages	Relevant to claim No.
P,X	<p>DEUTSCH, D. G. ET AL: "Fatty acid sulfonyl fluorides inhibit anandamide metabolism and bind to the cannabinoid receptor"</p> <p>BIOCHEM. BIOPHYS. RES. COMMUN. (1997), 231(1), 217-221 CODEN: BBRCA9;ISSN: 0006-291X, 1997, XP002040933</p> <p>see the whole document</p> <p>---</p>	1-10
P,X	<p>EP 0 737 671 A (TAKEDA CHEMICAL INDUSTRIES LTD) 16 October 1996</p> <p>see claims; examples</p> <p>-----</p>	17

INTERNATIONAL SEARCH REPORT

International application No.

PCT/US 97/09613

Box I Observations where certain claims were found unsearchable (Continuation of item 1 of first sheet)

This International Search Report has not been established in respect of certain claims under Article 17(2)(a) for the following reasons:

1. ☒ Claims Nos.:
because they relate to subject matter not required to be searched by this Authority, namely:
Remark: Although claim(s) 1-10
is(are) directed to a method of treatment of the human/animal
body, the search has been carried out and based on the alleged
effects of the compound/composition.
2. ☐ Claims Nos.:
because they relate to parts of the International Application that do not comply with the prescribed requirements to such
an extent that no meaningful International Search can be carried out, specifically:
3. ☐ Claims Nos.:
because they are dependent claims and are not drafted in accordance with the second and third sentences of Rule 6.4(a).

Box II Observations where unity of invention is lacking (Continuation of item 2 of first sheet)

This International Searching Authority found multiple inventions in this international application, as follows:

1. ☐ As all required additional search fees were timely paid by the applicant, this International Search Report covers all
searchable claims.
2. ☐ As all searchable claims could be searched without effort justifying an additional fee, this Authority did not invite payment
of any additional fee.
3. ☐ As only some of the required additional search fees were timely paid by the applicant, this International Search Report
covers only those claims for which fees were paid, specifically claims Nos.:
4. ☐ No required additional search fees were timely paid by the applicant. Consequently, this International Search Report is
restricted to the invention first mentioned in the claims; it is covered by claims Nos.:

Remark on Protest

- ☐ The additional search fees were accompanied by the applicant's protest.
- ☐ No protest accompanied the payment of additional search fees.

INTERNATIONAL SEARCH REPORT

International Application No

PCT/US 97/09613

Patent document cited in search report	Publication date	Patent family member(s)	Publication date
EP 0737671 A	16-10-96	CA 2173806 A	11-10-96
		HU 9600924 A	28-01-97
		JP 9118660 A	06-05-97
