



US00D615758S

(12) **United States Design Patent**
Lindström

(10) **Patent No.:** **US D615,758 S**

(45) **Date of Patent:** **** May 18, 2010**

(54) **TRAY FOR BOTTLES**

(75) Inventor: **Johan Lindström**, Sjundeå (FI)

(73) Assignee: **K. Hartwell Oy AB**, Soderkulla (FI)

(**) Term: **14 Years**

(21) Appl. No.: **29/335,481**

(22) Filed: **Apr. 16, 2009**

(30) **Foreign Application Priority Data**

Oct. 17, 2008 (EM) 001026447-0001

(51) **LOC (9) Cl.** **03-01**

(52) **U.S. Cl.** **D3/304**

(58) **Field of Classification Search** D3/304-315,
D3/319; D7/357; D9/424, 425, 432, 456,
D9/457, 756, 755; 206/514, 515, 518, 519,
206/504, 499, 564, 427, 391, 356, 354, 203,
206/503, 516; 211/73, 59.4; 220/500, 1.5,
220/6, 7, 509, 516

See application file for complete search history.

(56) **References Cited**

U.S. PATENT DOCUMENTS

4,928,841	A *	5/1990	Arthurs	220/516
D327,972	S *	7/1992	Apps et al.	D3/313
5,305,884	A *	4/1994	Apps et al.	206/519
D361,431	S *	8/1995	Koefeldt	D3/304
D379,121	S *	5/1997	Apps et al.	D3/312
D380,901	S *	7/1997	Apps et al.	D3/311
5,651,461	A *	7/1997	Apps et al.	206/503

5,660,279	A *	8/1997	Apps et al.	206/503
D390,458	S *	2/1998	Kristoffersson	D9/755
5,842,572	A *	12/1998	Apps et al.	206/503
D420,220	S *	2/2000	Apps et al.	D3/311
6,073,793	A *	6/2000	Apps et al.	220/509
6,079,554	A *	6/2000	Hammett et al.	206/203
D461,054	S *	8/2002	Hammett	D3/314
D461,957	S *	8/2002	Hammett	D3/314
D505,014	S *	5/2005	Apps et al.	D3/311

* cited by examiner

Primary Examiner—Robert M Spear

Assistant Examiner—Rashida C McCoy

(74) *Attorney, Agent, or Firm*—Birch, Stewart, Kolasch & Birch, LLP

(57) **CLAIM**

The ornamental design for a tray for bottles, as shown and described.

DESCRIPTION

FIG. 1 is a front, right, top perspective view of a tray for bottles showing my new design;

FIG. 2 is a front, left, bottom perspective view thereof;

FIG. 3 is a front side view thereof;

FIG. 4 is a rear side view thereof;

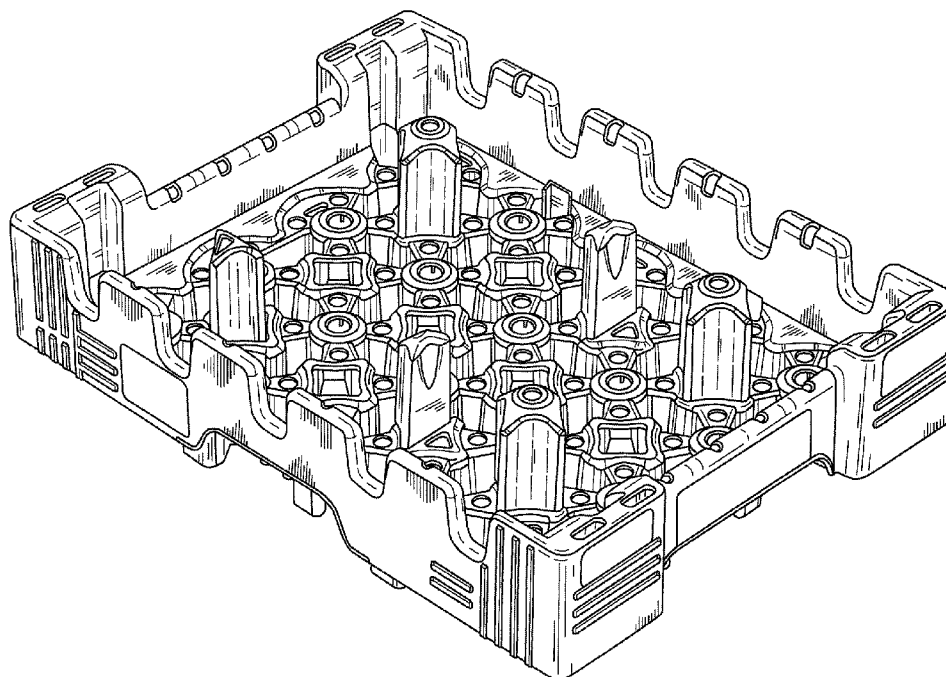
FIG. 5 is a top side view thereof;

FIG. 6 is a bottom side view thereof;

FIG. 7 is a left side view thereof; and,

FIG. 8 is a right side view thereof.

1 Claim, 8 Drawing Sheets



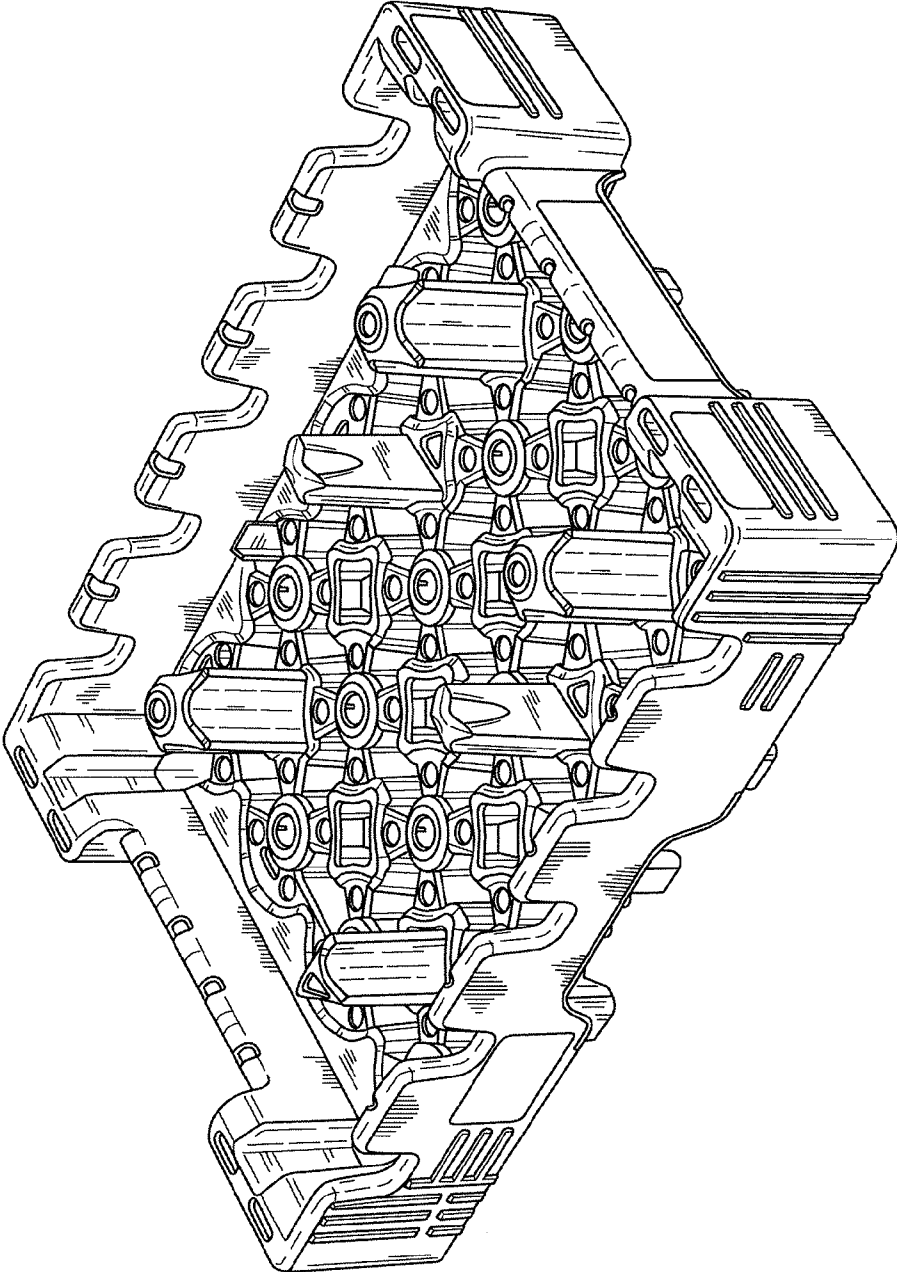


FIG. 1

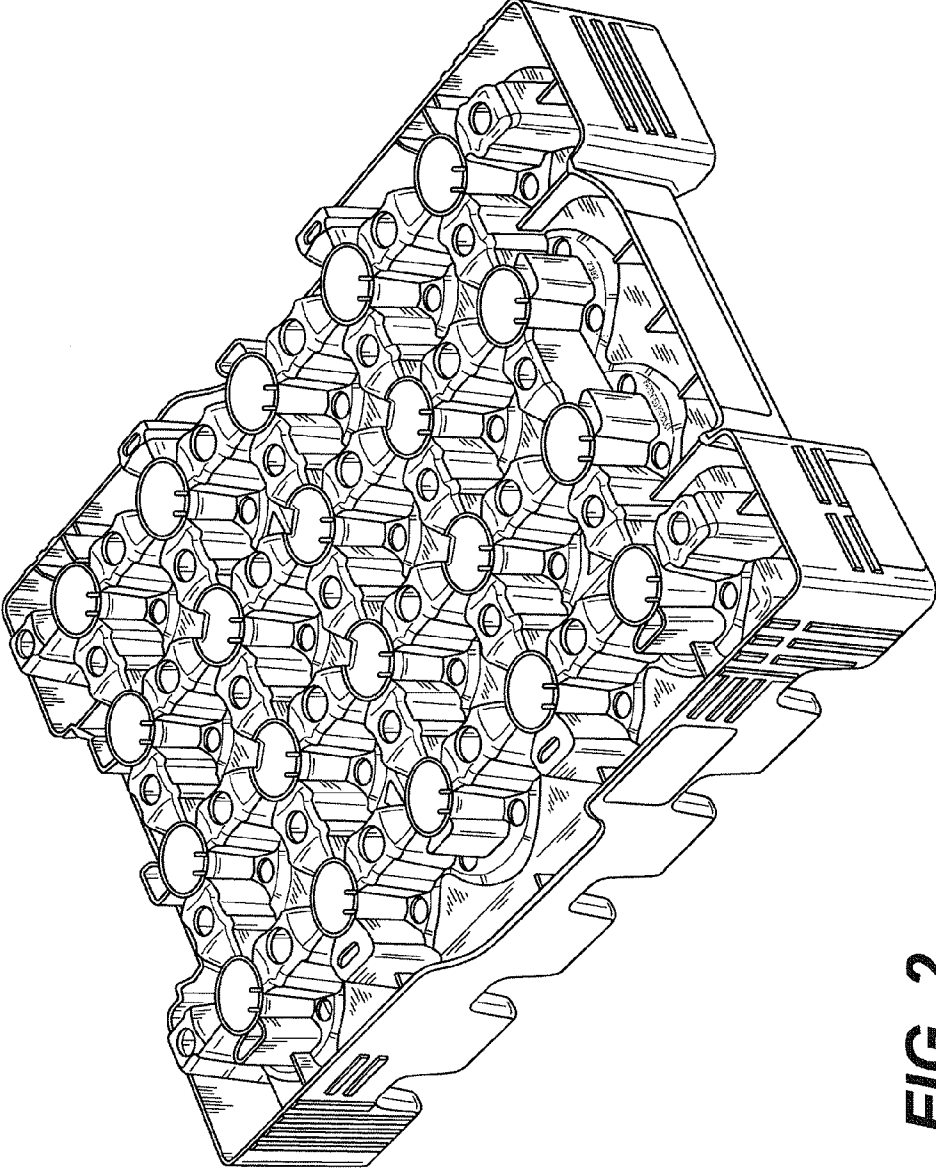


FIG. 2

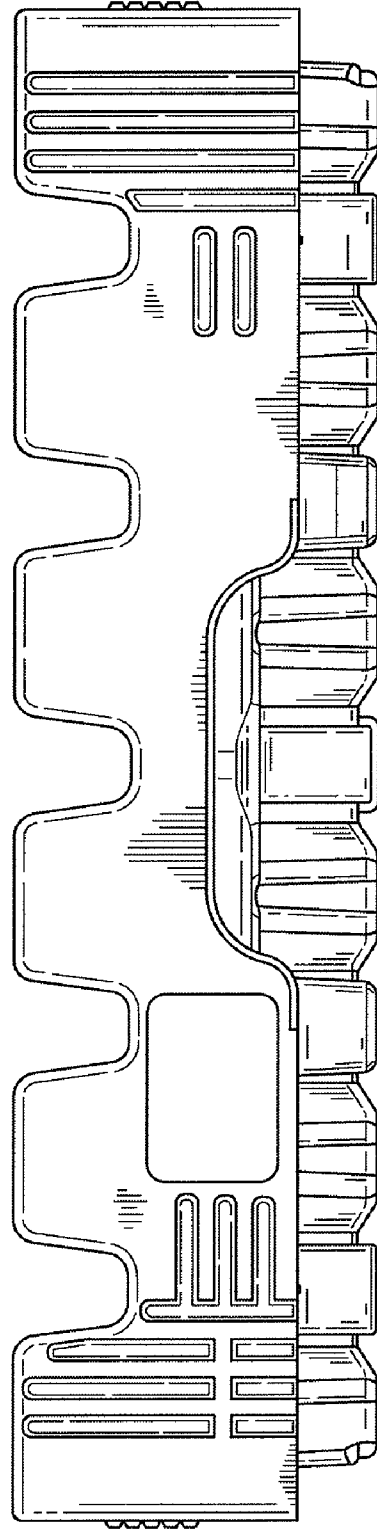


FIG. 3

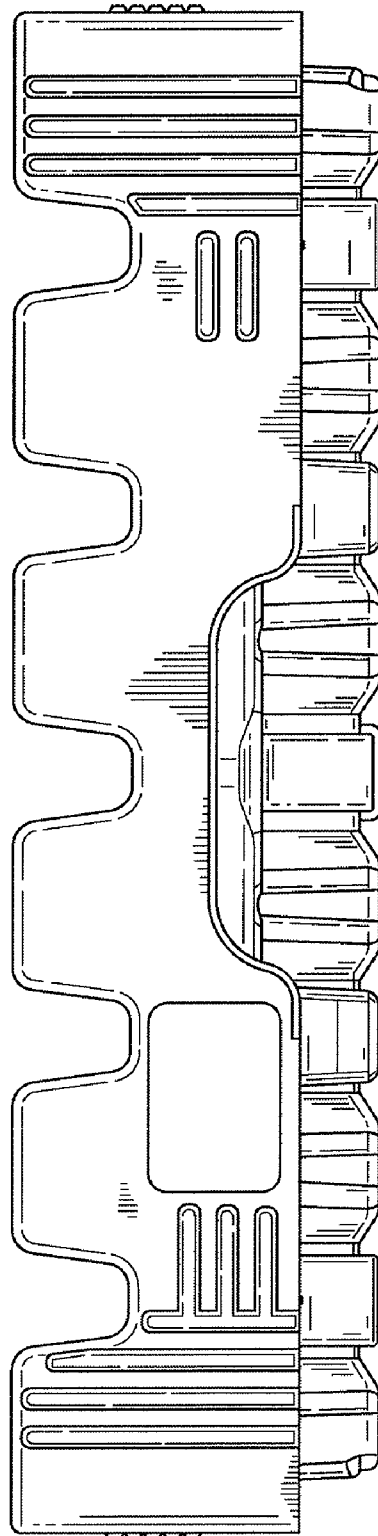


FIG. 4




FIG. 5




FIG. 6

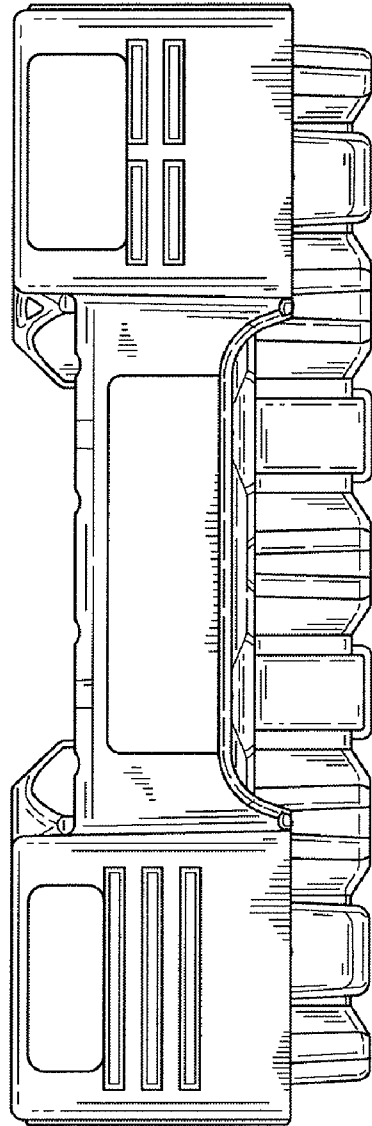


FIG. 7

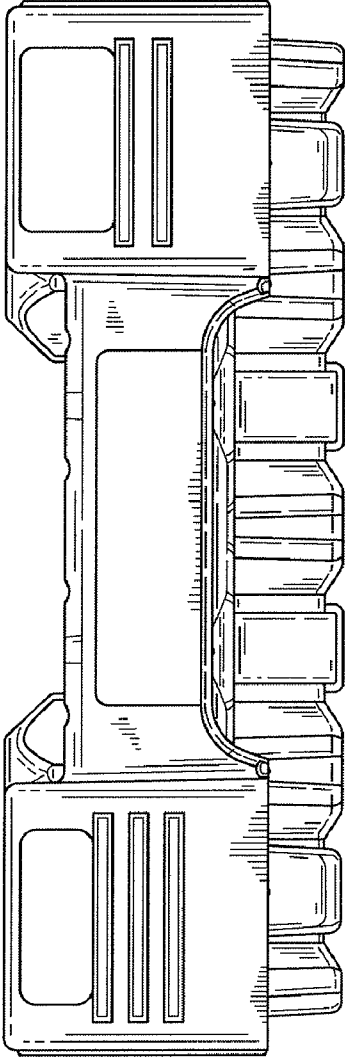


FIG. 8