



US00D486181S

(12) **United States Design Patent**
Cheng

(10) **Patent No.:** **US D486,181 S**

(45) **Date of Patent:** **** Feb. 3, 2004**

(54) **COMBINED PEN AND HOLDER THEREFOR**

(76) **Inventor:** **Dido Cheng**, 2F., No. 56-2, Lane 600,
Wu Hsing Street, Taipei City (TW), 110

(**) **Term:** **14 Years**

(21) **Appl. No.:** **29/174,000**

(22) **Filed:** **Jan. 10, 2003**

(51) **LOC (7) Cl.** **19-06**

(52) **U.S. Cl.** **D19/42; D19/43; D19/46;**
D19/36; D21/621; D21/630

(58) **Field of Search** **D19/35, 36, 41,**
D19/42-51, 53-58, 81-85; D21/621, 623,
630-632, 659; 446/268, 376, 379, 381,
383, 385; 401/52, 88, 98, 102, 195, 202,
209, 213, 243-247, 262

(56) **References Cited**

U.S. PATENT DOCUMENTS

D32,728 S	*	5/1900	Bacon	D19/42
D74,519 S	*	2/1928	Power	D19/42
4,755,074 A	*	7/1988	Roberts	401/52
5,158,384 A	*	10/1992	Radmilovic et al.	401/195
5,927,881 A	*	7/1999	Yang	401/29
D442,650 S	*	5/2001	Allen	D21/623
D445,151 S	*	7/2001	Chu	D21/594
6,254,298 B1	*	7/2001	Hsu	401/195
D446,811 S	*	8/2001	Beard	D19/42

D454,365 S	*	3/2002	Summers	D19/42
D455,783 S	*	4/2002	Melnick	D19/42
D470,886 S	*	2/2003	Sheng	D19/42
6,551,002 B1	*	4/2003	Puglisi	401/195

* cited by examiner

Primary Examiner—Martie K. Holtje

(74) *Attorney, Agent, or Firm*—Birch, Stewart, Kolasch & Birch, LLP

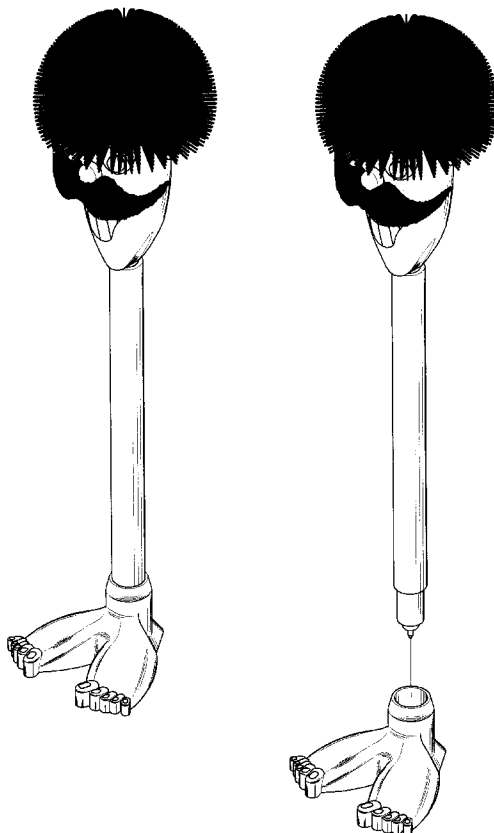
(57) **CLAIM**

The ornamental design for a combined pen and holder therefor, as shown and described.

DESCRIPTION

FIG. 1 is a front-right-top perspective view thereof; FIG. 2 is a front elevational view thereof; FIG. 3 is a rear elevational view thereof; FIG. 4 is a left side elevational view thereof; FIG. 5 is a right side elevational view thereof; FIG. 6 is a top plan view thereof; FIG. 7 is a bottom plan view thereof; FIG. 8 is an exploded view thereof; and, FIG. 9 is a second right-front-top perspective view, the spectacles depicted by means of broken lines being shown for illustrative purposes only and forming no part of the claimed design.

1 Claim, 8 Drawing Sheets



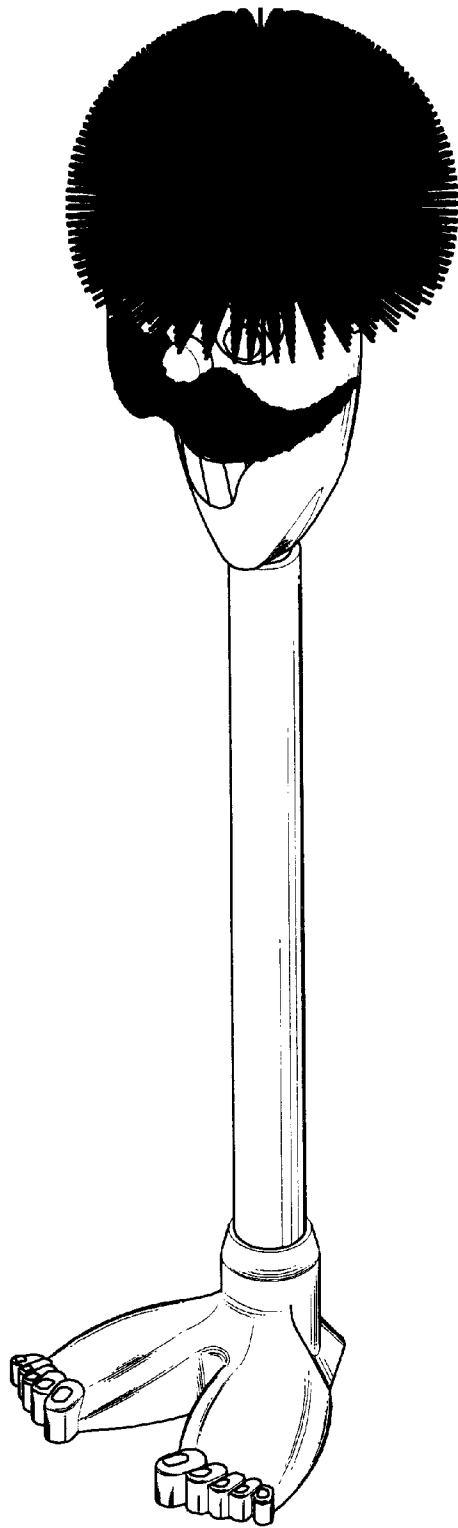


FIG. 1

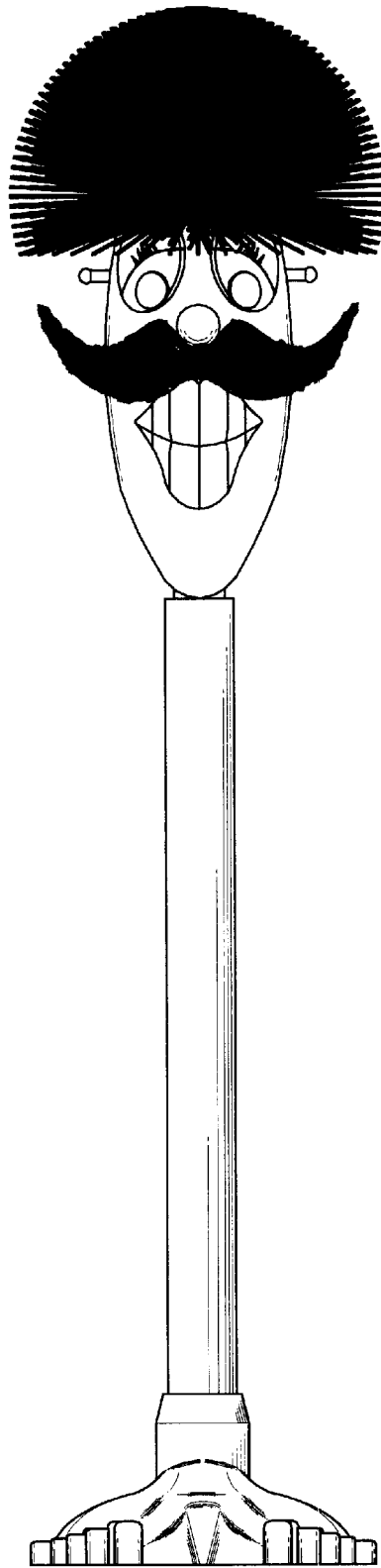


FIG. 2

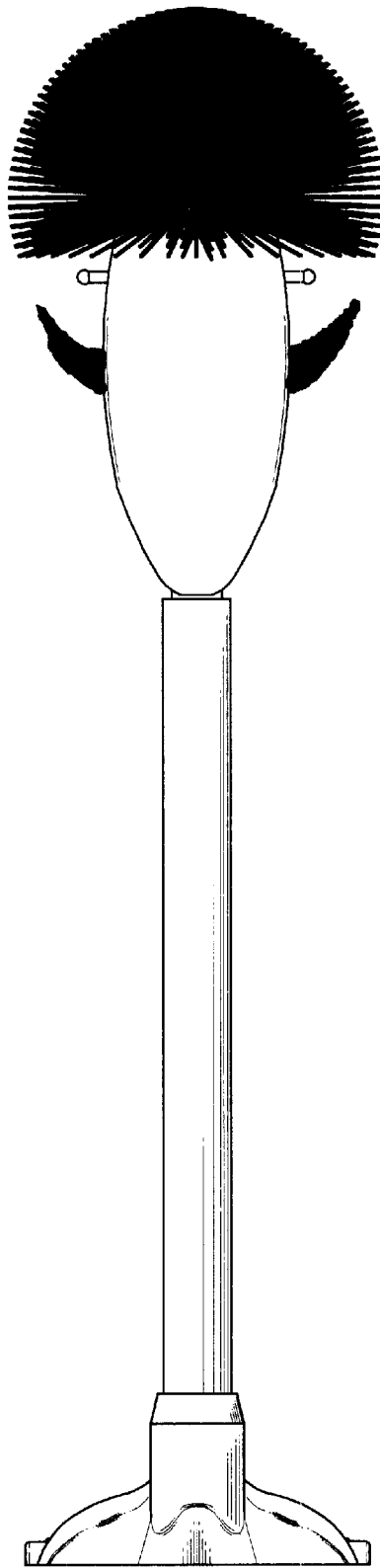


FIG. 3

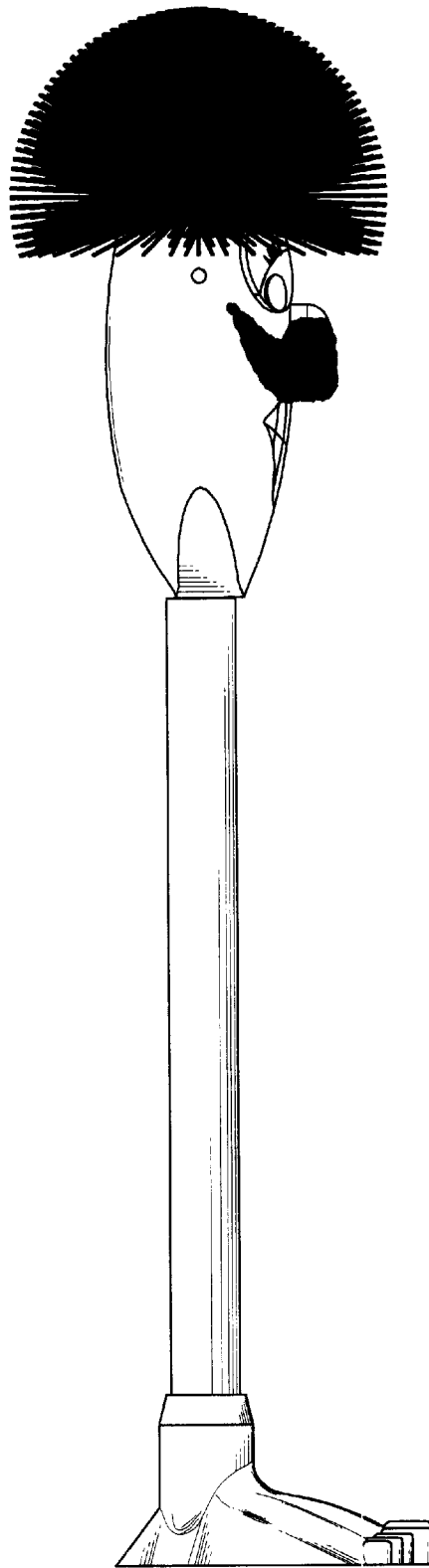


FIG. 4

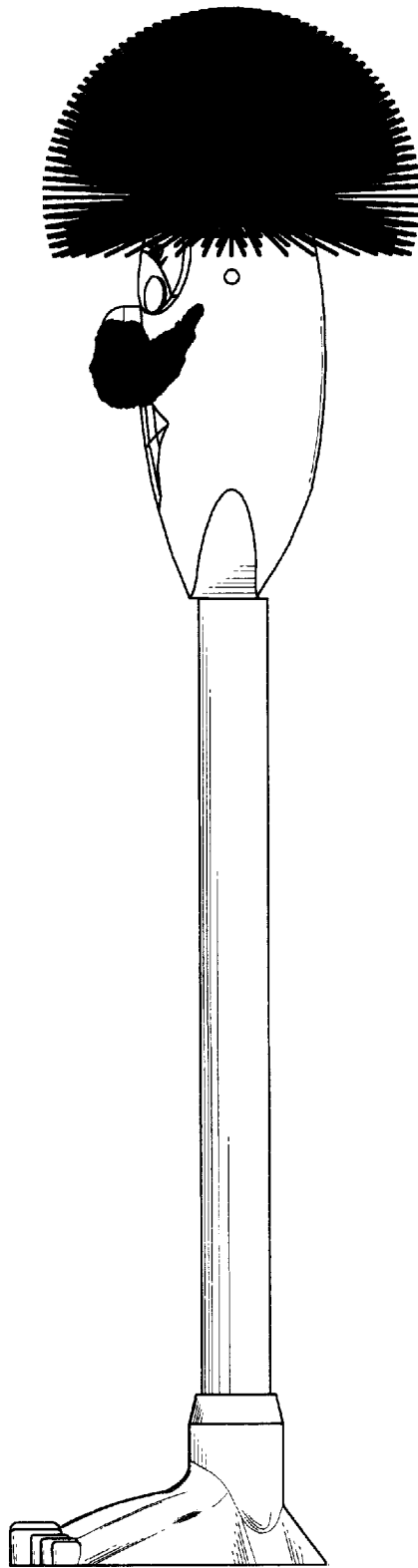


FIG. 5




FIG. 6

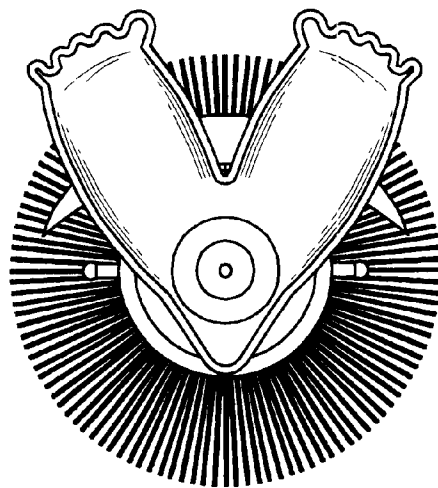


FIG. 7

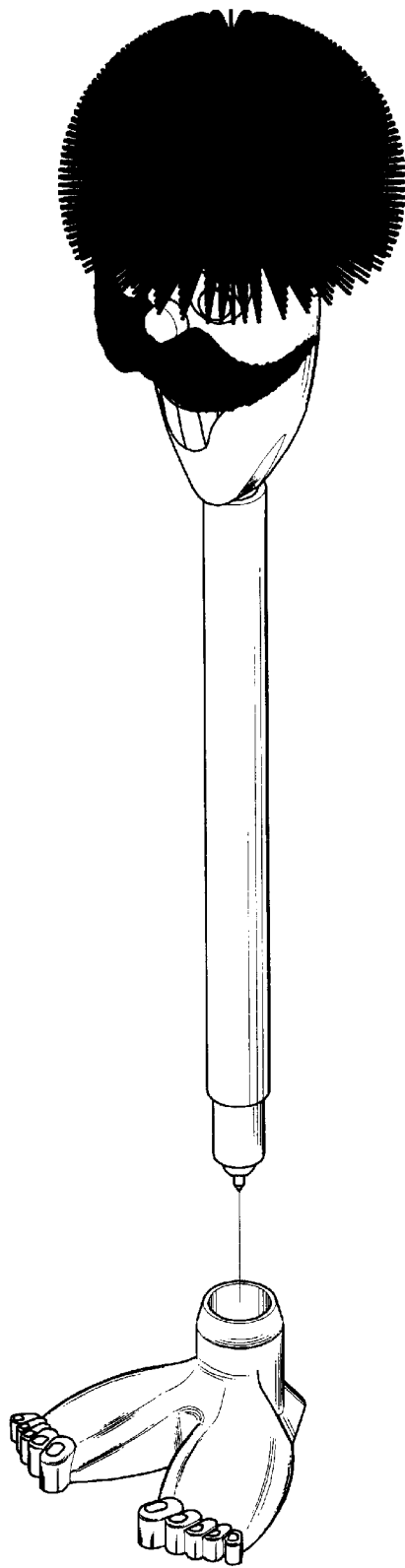


FIG. 8

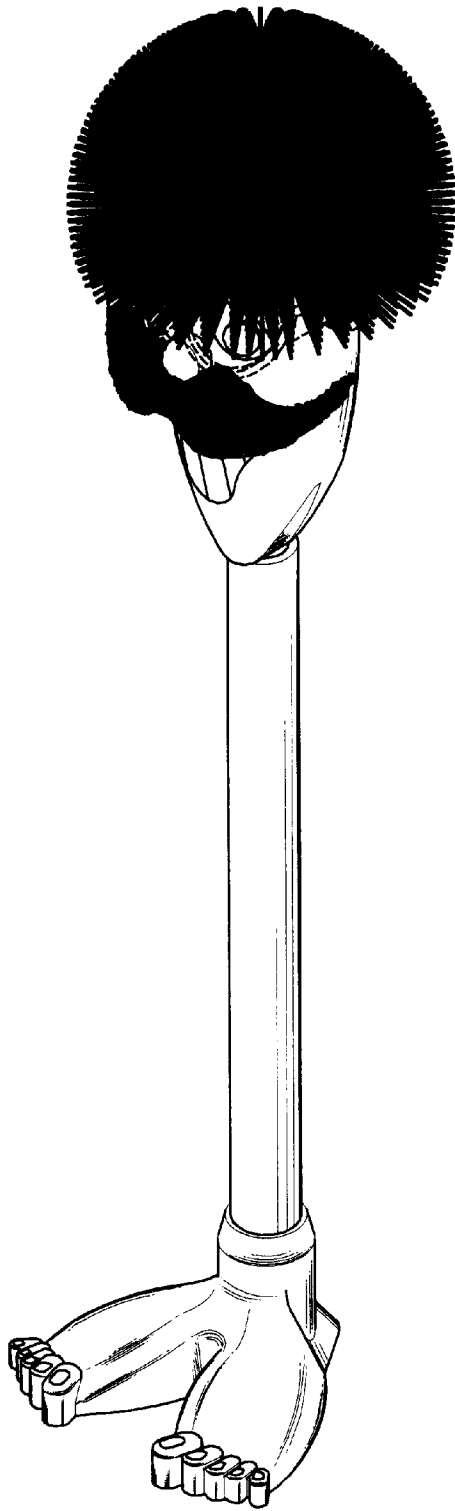


FIG. 9