



US00D377367S

United States Patent [19]

[11] **Patent Number:** **Des. 377,367**

Sato et al.

[45] **Date of Patent:** ****Jan. 14, 1997**

[54] **ELECTRONIC CASH REGISTER**

[75] Inventors: **Koichi Sato**, Hachiohji; **Akihiko Miyahara**, Kunitachi, both of Japan

[73] Assignee: **Casio Computer Co., Ltd.**, Tokyo, Japan

[**] Term: **14 Years**

[21] Appl. No.: **53,427**

[22] Filed: **Apr. 22, 1996**

[52] **U.S. Cl.** **D18/4; D14/105**

[58] **Field of Search** **D18/2, 4, 6, 7, D18/11; D14/100, 105, 106, 113; 235/1 D, 1 E, 2, 4, 7 R, 10, 12, 379, 380, 419; 364/404, 405**

[56] **References Cited**

U.S. PATENT DOCUMENTS

D. 318,286	7/1991	Sakaguchi et al.	D18/7
D. 354,976	1/1995	Miyake et al.	D18/4
D. 354,977	1/1995	Miyake et al.	D18/4

Primary Examiner—James M. Gandy
Assistant Examiner—Caron D. Veynar
Attorney, Agent, or Firm—Frishauf, Holtz, Goodman, Langer & Chick

[57] **CLAIM**

The ornamental design for an electronic cash register, as shown.

DESCRIPTION

FIG. 1 is a front elevational view of an electronic cash register showing our new design;
FIG. 2 is a right side elevational view thereof;
FIG. 3 is a left side elevational view thereof;
FIG. 4 is a top plan view thereof;
FIG. 5 is a bottom plan view thereof;
FIG. 6 is a rear elevational view thereof; and,
FIG. 7 is a perspective view thereof.

1 Claim, 3 Drawing Sheets




FIG. 1




FIG. 2

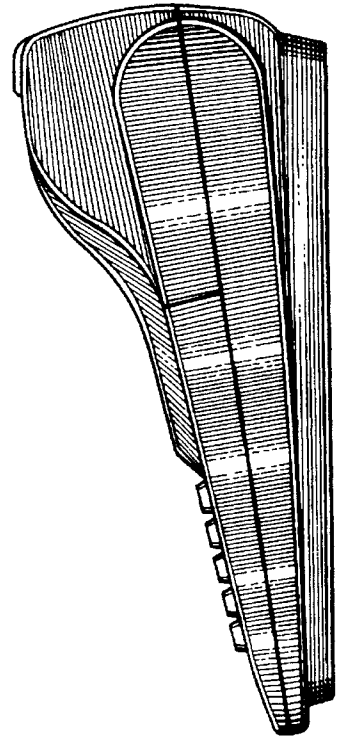


FIG. 5

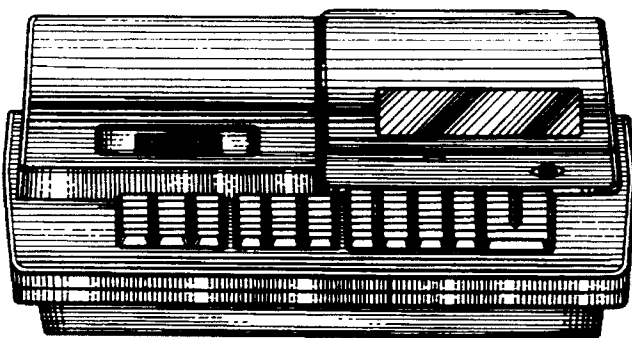


FIG. 4

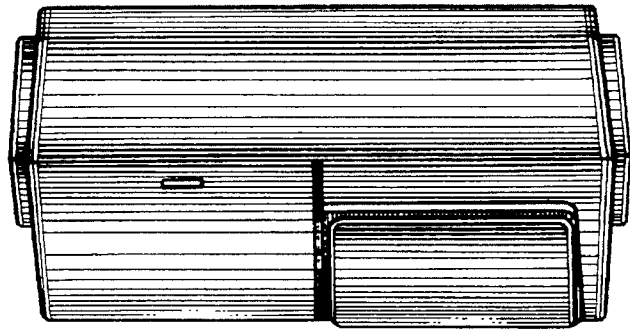


FIG. 3

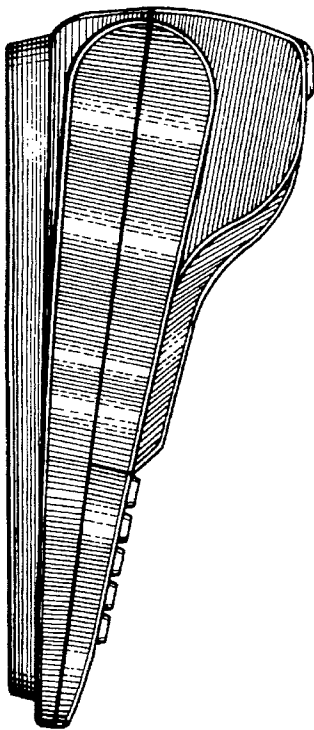


FIG. 6




FIG. 7

