



US00D986969S

(12) **United States Design Patent**
Jia

(10) **Patent No.:** **US D986,969 S**

(45) **Date of Patent:** **** May 23, 2023**

(54) **WRITING BOARD**

(71) Applicant: **Ru Jia**, Nanning (CN)

(72) Inventor: **Ru Jia**, Nanning (CN)

(**) Term: **15 Years**

(21) Appl. No.: **29/836,565**

(22) Filed: **Apr. 27, 2022**

(51) **LOC (14) Cl.** **19-06**

(52) **U.S. Cl.**
USPC **D19/113**

(58) **Field of Classification Search**

USPC D19/113, 114; D21/469; D6/332, 406.3;
D14/126, 341, 374

CPC . B43L 1/004; B43L 1/002; G09F 1/12; G06F
3/03547; G09B 11/04; A47B 3/0818

See application file for complete search history.

(56) **References Cited**

U.S. PATENT DOCUMENTS

67,245	A	*	7/1867	Alcorn	B43L 1/00
						434/415
D362,662	S	*	9/1995	Baudot	D14/389
D395,639	S	*	6/1998	Ham	D19/113
D490,420	S	*	5/2004	Solomon	D14/374
D681,632	S	*	5/2013	Akana	D14/341
D785,706	S	*	5/2017	Hoch	D19/113
D867,452	S		11/2019	Morris		
D935,525	S		11/2021	Ji		
D970,499	S	*	11/2022	Ji	D14/342
2010/0233668	A1	*	9/2010	Kelsoe	B43K 23/001
						434/408

FOREIGN PATENT DOCUMENTS

CN	304292995	*	9/2017
CN	304467198	*	1/2018
CN	305812995	*	5/2020

CN	305821469	*	6/2020
CN	305837301	*	6/2020
CN	306027466	*	9/2020
CN	307170987	*	3/2022
CN	307302748	*	4/2022
GB	6204771	*	4/2022

(Continued)

OTHER PUBLICATIONS

LCD Writing Tablet posted by Mafiti posted date Aug. 9, 2019, © Amazon, [online], [site visited Feb. 23, 2023]. Available from Internet, <https://www.amazon.com/dp/B07WLNFMZMC> (Year: 2019).*

(Continued)

Primary Examiner — Garth Rademaker

Assistant Examiner — Laura H Yu

(74) *Attorney, Agent, or Firm* — Daniel M. Cohn;
Howard M. Cohn

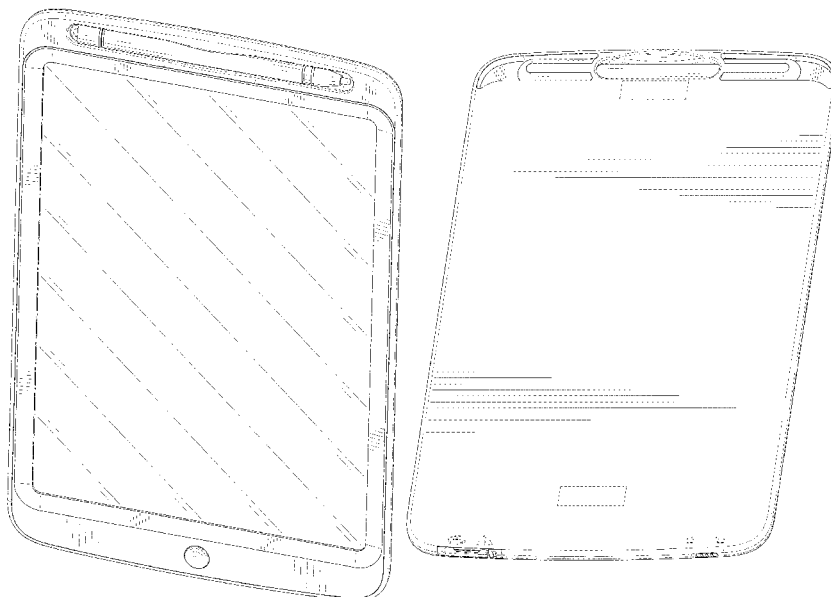
(57) **CLAIM**

The ornamental design for a writing board, as shown and described.

DESCRIPTION

FIG. 1 is a perspective view of a writing board showing my new design;
FIG. 2 is another perspective view thereof;
FIG. 3 is a front elevational view thereof;
FIG. 4 is a rear elevational view thereof;
FIG. 5 is a left side elevational view thereof;
FIG. 6 is a right side elevational view thereof;
FIG. 7 is a top plan view thereof;
FIG. 8 is a bottom plan view thereof; and,
FIG. 9 is an exploded perspective view of the writing board. The dash-dash broken lines in the drawings depict portions of the writing board that form no part of the claimed design.

1 Claim, 9 Drawing Sheets



(56)

References Cited

FOREIGN PATENT DOCUMENTS

ID A00202002656-000 * 3/2021

OTHER PUBLICATIONS

LCD Writing Tablet posted by Mloong posted review date Nov. 23, 2020, © Amazon, [online], [site visited Feb. 23, 2023]. Available from Internet, <https://www.amazon.com/mloong-Writing-Drawing-Tablets-Electronic> (Year: 2020).*

LCD Writing Tablet posted by Veioze posted date Nov. 26, 2021, © Amazon, [online], [site visited Feb. 23, 2023]. Available from Internet, <https://www.amazon.com/Colorful-Erasable-Electronic-Scribbler-Educational/> (Year: 2021).*

Drawing Tablet Writing Pad posted by Nikodocr posted date Oct. 5, 2021, © Amazon, [online], [site visited Feb. 23, 2023]. Available from Internet, <https://www.amazon.com/Writing-Colorful-Learning-Educational-Toddlers/> (Year: 2021).*

* cited by examiner




FIG. 1




FIG. 2




FIG. 3




FIG. 4



FIG. 5



FIG. 6



FIG. 7



FIG. 8




FIG. 9