



US00D669372S

(12) **United States Design Patent**
Laucella

(10) **Patent No.:** **US D669,372 S**

(45) **Date of Patent:** **** Oct. 23, 2012**

(54) **WATCH**

(75) Inventor: **Vincent Laucella**, Le Brassus (CH)

(73) Assignee: **Montres Breguet S.A.**, L'Abbaye (CH)

(**) Term: **14 Years**

(21) Appl. No.: **29/396,831**

(22) Filed: **Jul. 7, 2011**

(30) **Foreign Application Priority Data**

Mar. 14, 2011 (WO) DM/075 537

(51) **LOC (9) Cl.** **10-02**

(52) **U.S. Cl.** **D10/39**

(58) **Field of Classification Search** D10/30-39,
D10/122-132; 368/276, 281, 282, 285, 80,
368/223, 228, 232, 28, 37, 38, 15-20, 21-27
See application file for complete search history.

(56) **References Cited**

U.S. PATENT DOCUMENTS

D308,945 S *	7/1990	Bonnet	D10/32
D365,772 S *	1/1996	Wunderman	D10/32
D371,079 S *	6/1996	Mijatovic	D10/39
D423,953 S *	5/2000	Kauffmann	D10/39
D447,063 S *	8/2001	Scheufele	D10/30
6,847,589 B2 *	1/2005	Wilmouth	368/17
D552,490 S *	10/2007	Laucella	D10/31
D554,003 S *	10/2007	Journe	D10/31
D554,005 S *	10/2007	Laucella	D10/39

D554,535 S *	11/2007	Journe	D10/31
D559,128 S *	1/2008	Laucella	D10/39
D559,129 S *	1/2008	Laucella	D10/39
D559,131 S *	1/2008	Laucella	D10/39
D562,705 S *	2/2008	Laucella	D10/37
D576,891 S *	9/2008	Tripet	D10/33
D578,413 S *	10/2008	Laucella	D10/39
D593,880 S *	6/2009	Laucella	D10/39
D606,424 S *	12/2009	Inoue	D10/39
D614,514 S *	4/2010	Laucella	D10/39
D615,883 S *	5/2010	Laucella	D10/39
D616,767 S *	6/2010	Laucella	D10/39
D620,826 S *	8/2010	Duport et al.	D10/126
D628,497 S *	12/2010	Laucella	D10/33
D632,594 S *	2/2011	Laucella	D10/39

* cited by examiner

Primary Examiner — Lucy Lieberman

(74) *Attorney, Agent, or Firm* — Donald J. Ranft; Collen IP

(57) **CLAIM**

The ornamental design for a watch, as shown and described.

DESCRIPTION

FIG. 1 is a front elevation of a watch showing my new design;
FIG. 2 is a rear view thereof;
FIG. 3 is a top view thereof;
FIG. 4 is a bottom view thereof;
FIG. 5 is a right side view thereof;
FIG. 6 is left side view thereof; and,
FIG. 7 is front perspective view thereof.
The portions of the watch shown in broken lines form no part
of the claimed design.

1 Claim, 4 Drawing Sheets




Fig. 1

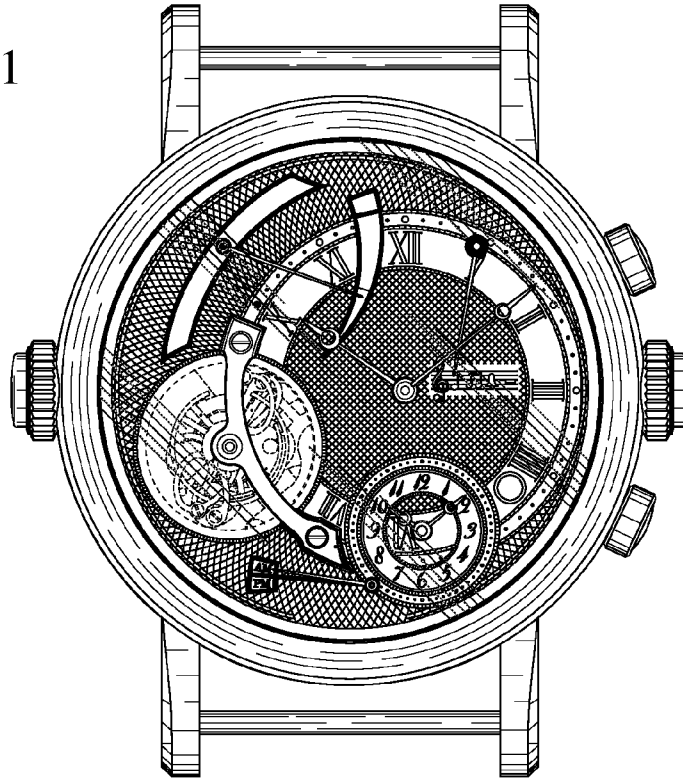


Fig. 2




Fig. 3

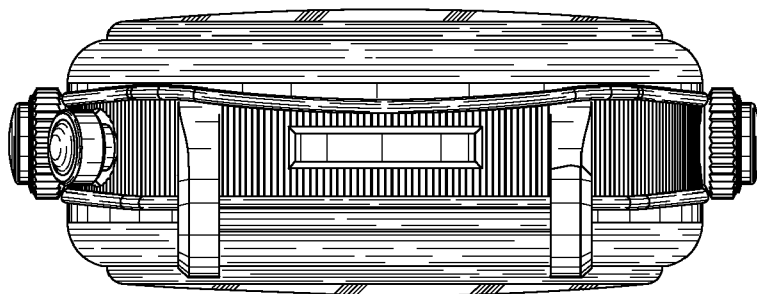


Fig. 4

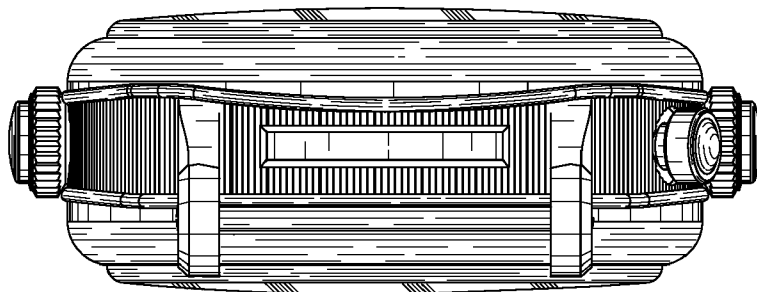


Fig. 5

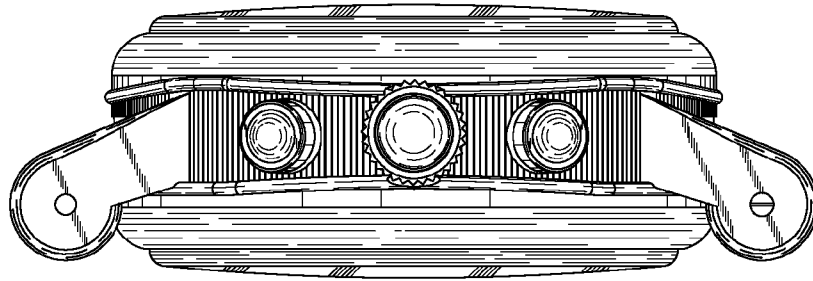


Fig. 6

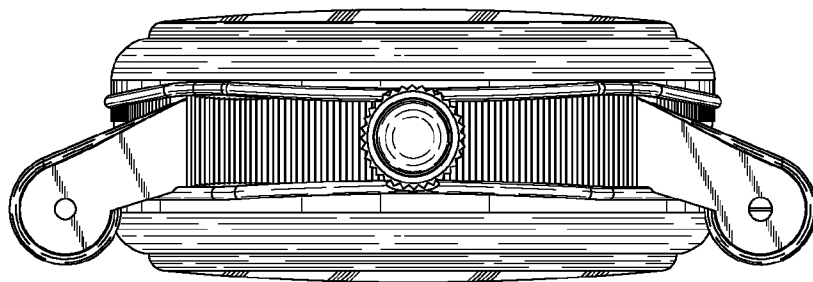


Fig. 7

