



US00D807275S

(12) **United States Design Patent**
Bennett

(10) **Patent No.:** **US D807,275 S**

(45) **Date of Patent:** **** Jan. 9, 2018**

(54) **CARGO COMPARTMENT COVER FOR A VEHICLE**

(71) Applicant: **Omix-Ada, Inc.**, Suwanee, GA (US)

(72) Inventor: **Patrick W. Bennett**, Gainesville, GA (US)

(73) Assignee: **Omix-ADA, Inc.**, Suwanee, GA (US)

(**) Term: **15 Years**

(21) Appl. No.: **29/553,133**

(22) Filed: **Jan. 28, 2016**

(51) **LOC (11) Cl.** **12-16**

(52) **U.S. Cl.**
USPC **D12/401**

(58) **Field of Classification Search**
USPC D12/401-405
CPC B60J 11/08; B60J 11/06; A47C 31/10
See application file for complete search history.

(56) **References Cited**

U.S. PATENT DOCUMENTS

4,765,671 A	8/1988	Allen	
4,789,574 A	12/1988	Selvey	
D301,025 S	5/1989	Reynolds et al.	
4,877,281 A	10/1989	Altmann	
4,979,772 A *	12/1990	Carey	B60N 2/3011 296/39.1
5,110,171 A	5/1992	Anthony	
D333,117 S	2/1993	Hamilton	
D347,417 S	5/1994	Hamilton	
5,322,335 A	6/1994	Niemi	
D373,986 S	9/1996	Hamilton	
5,722,710 A	3/1998	Falciani	
D404,706 S	1/1999	Hamilton	
5,887,301 A *	3/1999	Anderson	A45F 4/02 190/107
6,017,074 A	1/2000	Biskup	
6,120,078 A	9/2000	Smyl	

6,206,443 B1	3/2001	Konop et al.	
7,001,122 B2	2/2006	Bommarito et al.	
D537,770 S	3/2007	Yamazaki et al.	
7,261,361 B1 *	8/2007	Simons	B60R 13/011 296/97.23
D602,839 S *	10/2009	Carrow	D12/401
7,648,187 B2	1/2010	Hoffman et al.	
D644,979 S	9/2011	Wenrick et al.	
8,348,324 B2	1/2013	Worden	
8,430,441 B2	4/2013	Waterman	
8,596,317 B1 *	12/2013	McNulty	B60N 3/046 150/154
8,840,166 B1	9/2014	Derbes et al.	

(Continued)

FOREIGN PATENT DOCUMENTS

WO WO 2008/129340 10/2008

Primary Examiner — Katrina Betton

(74) *Attorney, Agent, or Firm* — Womble Bond Dickinson (US) LLP

(57) **CLAIM**

The ornamental design for a cargo compartment cover for a vehicle, as shown and described.

DESCRIPTION

FIG. 1 is a rear perspective view of a cargo compartment cover for a vehicle showing my new design.

FIG. 2 is a top plan view thereof.

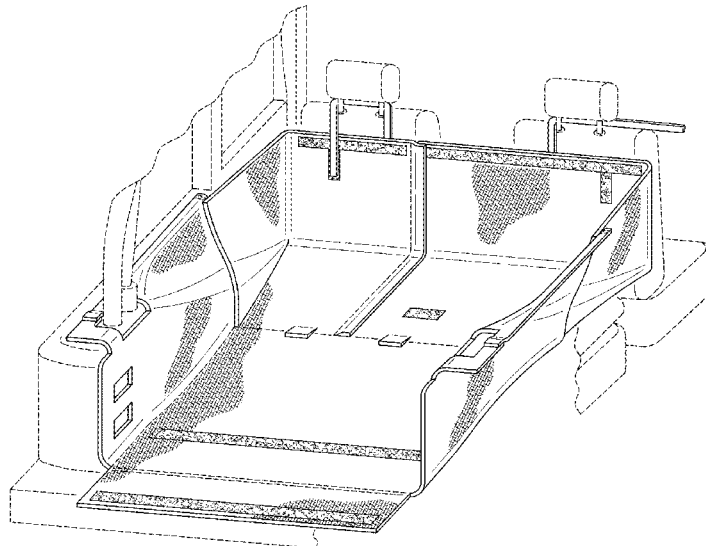
FIG. 3 is a rear elevational view thereof.

FIG. 4 is a rear perspective view thereof showing the seats of the vehicle and the cargo compartment cover in another configuration; and,

FIG. 5 is a rear perspective view thereof showing the seats of the vehicle and the cargo compartment cover in yet another configuration.

The broken lines illustrate portions of the vehicle that form no part of the claimed design.

1 Claim, 3 Drawing Sheets



(56)

References Cited

U.S. PATENT DOCUMENTS

D718,213	S *	11/2014	Shipman	D12/401
D718,215	S *	11/2014	Shipman	D12/401
D728,451	S *	5/2015	Rodriguez	D12/401
D756,858	S *	5/2016	Malina	D12/167
D768,051	S *	10/2016	Dandachli	D12/401
2006/0170237	A1	8/2006	McAuliffe	
2008/0185866	A1 *	8/2008	Tarrant	B60N 2/6009 296/97.22

* cited by examiner

FIG. 1

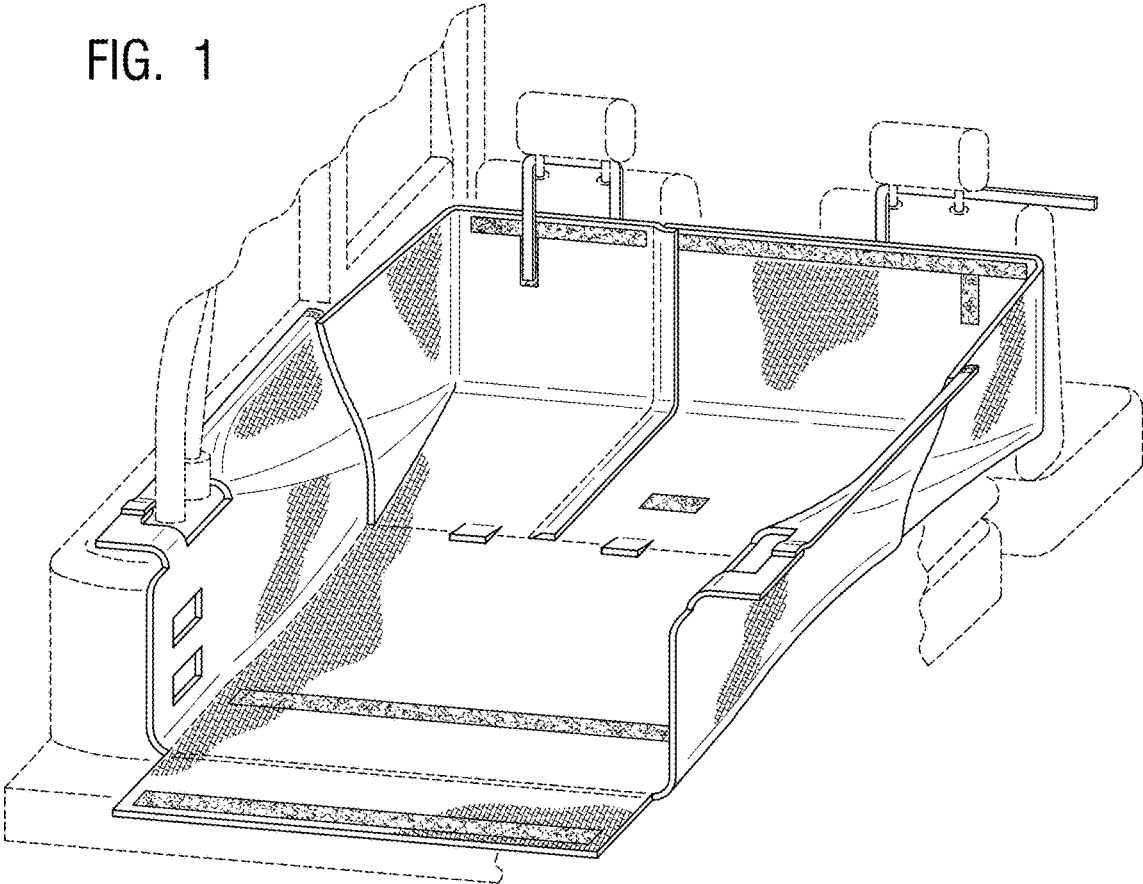


FIG. 2

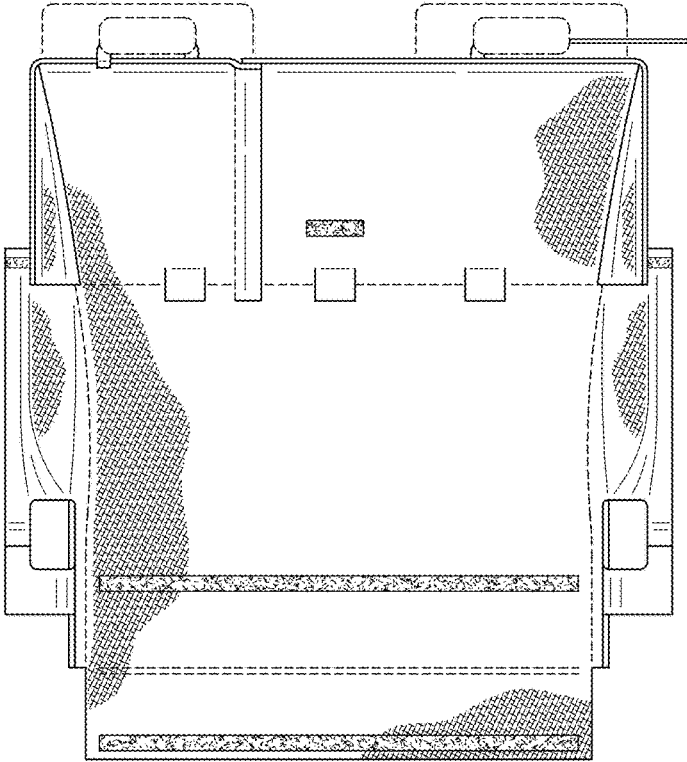


FIG. 3

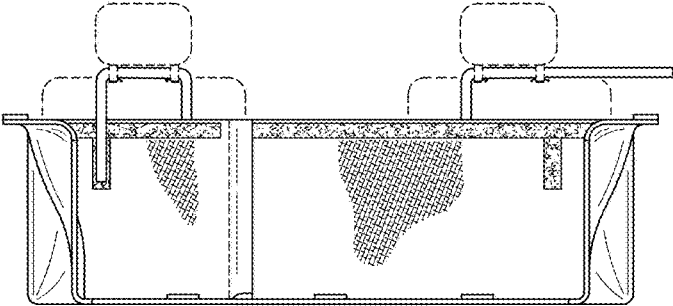


FIG. 4

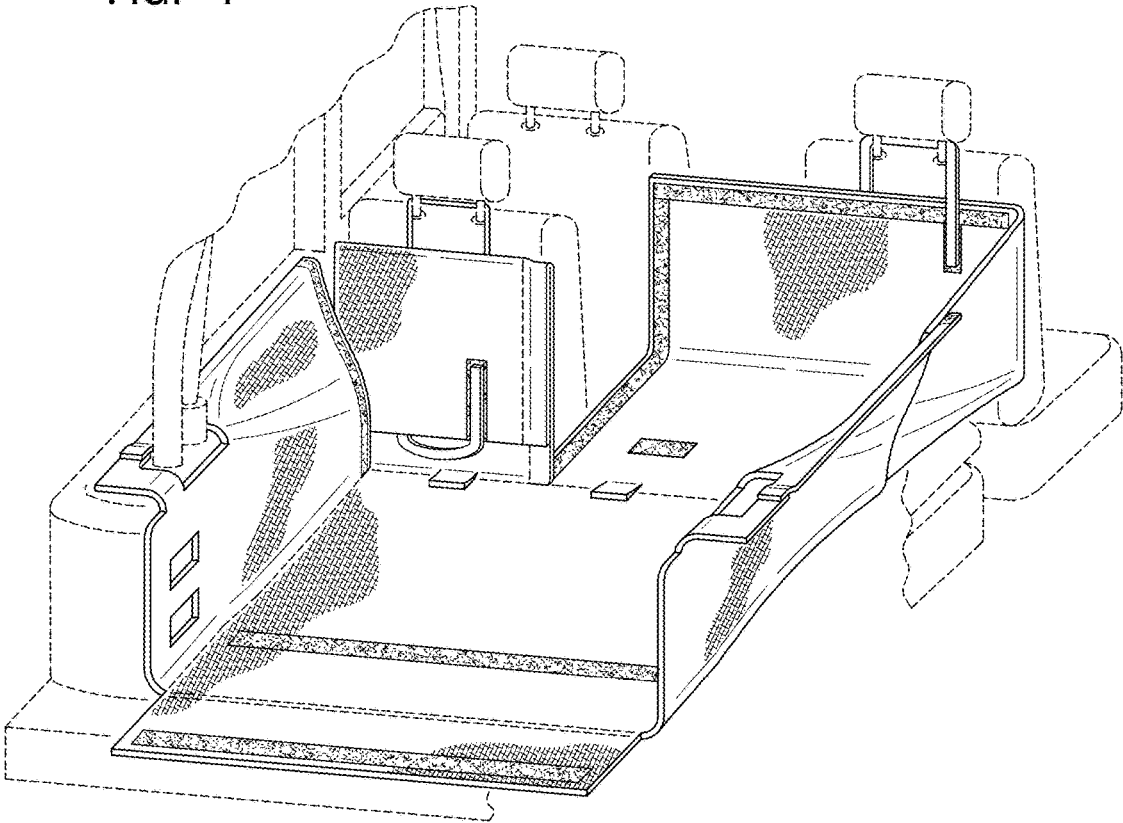


FIG. 5

