



(51) International Patent Classification:  
H04W 48/16 (2009.01)

(21) International Application Number:  
PCT/CN2012/079977

(22) International Filing Date:  
10 August 2012 (10.08.2012)

(25) Filing Language: English

(26) Publication Language: English

(30) Priority Data:  
61/522,578 11 August 2011 (11.08.2011) US  
13/571,342 9 August 2012 (09.08.2012) US

(71) Applicant (for all designated States except US): **MEDI-ATEK INC.** [CN/CN]; No. 1, Dusing Rd 1st, Science-Based Industrial Park, Hsin-Chu, Taiwan 300 (CN).

(72) Inventors; and

(75) Inventors/Applicants (for US only): **CHEN, Yih-Shen** [CN/CN]; No.21, Alley 32, Lane 121, Sec. 3, Jhonghua Rd., Hsinchu, Taiwan 300 (CN). **JOHANSSON, Per Johan Mikael** [SE/SE]; Lillsjoberacken 4, 19634 Kungsangen (SE).

(74) Agent: **BEIJING SANYOU INTELLECTUAL PROPERTY AGENCY LTD.**; 16th Fl., Block A, Corporate Square, No.35 Jinrong Street, Beijing 100033 (CN).

(81) Designated States (unless otherwise indicated, for every kind of national protection available): AE, AG, AL, AM, AO, AT, AU, AZ, BA, BB, BG, BH, BN, BR, BW, BY, BZ, CA, CH, CL, CN, CO, CR, CU, CZ, DE, DK, DM, DO, DZ, EC, EE, EG, ES, FI, GB, GD, GE, GH, GM, GT, HN, HR, HU, ID, IL, IN, IS, JP, KE, KG, KM, KN, KR, KZ, LA, LC, LK, LR, LS, LT, LU, LY, MA, MD, ME, MG, MK, MN, MW, MX, MY, MZ, NA, NG, NI, NO, NZ, OM, PE, PG, PH, PL, PT, QA, RO, RS, RU, RW, SC, SD, SE, SG, SK, SL, SM, ST, SV, SY, TH, TJ, TM, TN, TR, TT, TZ, UA, UG, US, UZ, VC, VN, ZA, ZM, ZW.

(84) Designated States (unless otherwise indicated, for every kind of regional protection available): ARIPO (BW, GH, GM, KE, LR, LS, MW, MZ, NA, RW, SD, SL, SZ, TZ, UG, ZM, ZW), Eurasian (AM, AZ, BY, KG, KZ, RU, TJ, TM), European (AL, AT, BE, BG, CH, CY, CZ, DE, DK, EE, ES, FI, FR, GB, GR, HR, HU, IE, IS, IT, LT, LU, LV, MC, MK, MT, NL, NO, PL, PT, RO, RS, SE, SI, SK, SM, TR), OAPI (BF, BJ, CF, CG, CI, CM, GA, GN, GQ, GW, ML, MR, NE, SN, TD, TG).

**Declarations under Rule 4.17:**

— as to the applicant's entitlement to claim the priority of the earlier application (Rule 4.17(iii))

**Published:**

— with international search report (Art. 21(3))

(54) Title: METHOD FOR SMALL CELL DISCOVERY IN HETEROGENEOUS NETWORK

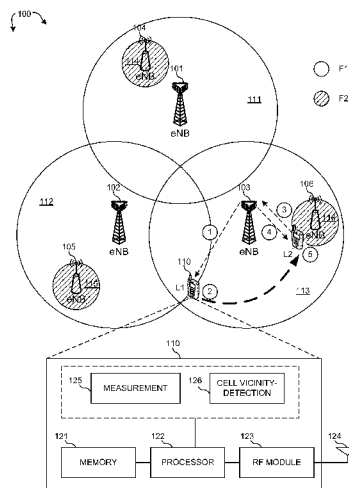



FIG. 1

(57) Abstract: Methods for small cell discovery in heterogeneous networks are proposed for efficient cell search and better power saving. In one novel aspect, a user equipment (UE) measures small cells only when the UE enters into the vicinity of the small cells. For example, the UE detects the proximity of small cells and reports proximity indication information to the network. Based on the vicinity indication, the network provides suitable measurement configuration for small cells. In a second novel aspect, the UE performs guided search for small cell discovery. In a third novel aspect, the UE increases search rate for small cells when it is in the vicinity of small cells, and decreases search rate for small cells when it is not in the vicinity of small cells. The detection may be based on location information provided by the network or based on vicinity detection information autonomously stored by the UE.



## **METHOD FOR SMALL CELL DISCOVERY IN HETEROGENEOUS NETWORK**

### **CROSS REFERENCE TO RELATED APPLICATIONS**

[0001] This application claims priority under 35 U.S.C. §119 from U.S.  
5 Provisional Application Number 61/522,578, entitled “Method for Small Cell  
Discovery in Heterogeneous Network,” filed on August 11, 2011, the subject matter  
of which is incorporated herein by reference.

### **TECHNICAL FIELD**

10 [0002] The disclosed embodiments relate generally to heterogeneous networks,  
and, more particularly, to small cell discovery in heterogeneous networks.

### **BACKGROUND**

[0003] E-UTRAN is the air interface of 3GPP’s Long Term Evolution (LTE)  
15 upgrade path for mobile networks. In E-UTRAN mobile networks, the network  
controls a UE to perform measurement for intra/inter-frequency or inter-RAT  
mobility by using broadcast or dedicated control. For example, in `RCC_IDLE` state, a  
UE shall follow the measurement parameters defined for cell reselection specified by  
the E-UTRAN broadcast. On the other hand, in `RCC_CONNECTED` state, a UE  
20 shall follow the measurement configurations specified by measurement objects via  
radio resource control (RRC) messages directed from the E-UTRAN.

[0004] Intra-freq measurement occurs when the current and the target cell operate  
on the same carrier frequency. In such a scenario, UE should be able to carry out  
measurements without measurement gaps. This is because UE receiver is able to  
25 measure reference signals of neighboring cells while simultaneously performing data  
communication with serving cell in the same frequency. On the other hand, inter-freq  
measurement occurs when the target cell operates on a different carrier frequency as  
compared to the current cell. Similarly, inter-RAT (Radio Access Technology)  
measurement occurs when the target cell operates on a different RAT as compared to  
30 the current cell. In such a scenario, UE may not be able to carry out measurements

without measurement gaps. This is because UE receiver needs to switch to another frequency to perform measurements and then switch back to the frequency of the current cell to perform data communication.

5 [0005] Current LTE mobile networks are typically developed and initially deployed as homogeneous networks using a macro-centric planning process. A homogeneous cellular system is a network of macro bases stations in a planned layout and a collection of user terminals, in which all the macro base stations have similar transmit power levels, antenna patterns, receiver noise floors, and similar backhaul connectivity to the packet core network. LTE-Advanced (LTE-A) system improves spectrum efficiency by utilizing a diverse set of base stations deployed in a heterogeneous network topology. Using a mixture of macro, pico, femto and relay base stations, heterogeneous networks enable flexible and low-cost deployments and provide a uniform broadband user experience. In a heterogeneous network, smarter resource coordination among base stations, better base station selection strategies and 10 more advance techniques for efficient interference management can provide substantial gains in throughput and user experience as compared to a conventional homogeneous network.

[0006] In heterogeneous networks, small cell discovery is important to ensure efficient offload from macrocells to small cells. A small cell may include a picocell, a femtocell, or even a microcell. Because of the relative small cell coverage, inter-frequency measurement time maybe too long for small cells. For example, depending on the measurement gap pattern, inter-frequency cell identification time could be up to 7.68s, which is unacceptable for small cell discovery. Furthermore, UE may waste power if it keeps trying to search for small cells that are in spotty deployment. Note that, measurement gap may be unnecessary for UE equipped with multiple RF receiver modules. However, for such multi-RF UE, power wasting is still a concern. Therefore, it is desirable to identify and evaluate strategies for improved small cell discovery, especially for the purpose of inter-frequency mobility. The support in 3GPP specifications for closed subscriber group (CSG) cells, which are assumed to be 25 small, has significant drawbacks for networks where a UE may visit large number of small cells, as it relies on the UE storing significant amounts of information for each individual cell where the UE is allowed access. 30

## SUMMARY

35 [0007] Methods for small cell discovery in heterogeneous networks are proposed for efficient cell search and better power saving. In one novel aspect, a user

equipment (UE) measures preferred small cells only when the UE enters into the vicinity of the small cells. For example, the UE detects the proximity of small cells and reports proximity indication information to the network. Possible parameters of the proximity indication information may include the entering or leaving the vicinity of a small cell, the cell ID, and the carrier frequency of the small cell. Based on the vicinity indication, the network provides suitable measurement configuration for one or more small cells. The suitable measurement configuration involves configuration items that affect the search performance of small cells, to ensure that UE search for small cells is quick enough. For example, more frequent searching for small cells are used when UE is in the vicinity of small cells, and less frequent searching for small cells are used when UE is not in the vicinity of small cells.

[0008] In a second novel aspect, the UE performs guided search for small cell discovery. The UE receives measurement configuration for preferred small cells with cell ID and location information. The UE applies proximity determination on whether the UE enters vicinity of the preferred cell based on the location information. The UE then performs measurements for the preferred cell based on the measurement configuration if the UE is in vicinity of the preferred cell. In one example, the UE continues to perform measurements for the preferred cell even when the RSRP of a serving cell is better than a stop-measure (e.g., s-measure) threshold.

[0009] In a third novel aspect, the UE increases search rate for small cells when it is in the vicinity of small cells, and decreases search rate for small cells when it is not in the vicinity of small cells. The detection may be based on location information provided by the network or based on vicinity detection information autonomously stored by the UE. The location information and the stored vicinity detection information contain location (e.g., Latitude and longitude), coverage information (e.g., radio parameters such as signal strength) of a neighbor cell, and/or cellular "RF finger-print".

[0010] Other embodiments and advantages are described in the detailed description below. This summary does not purport to define the invention. The invention is defined by the claims.

## BRIEF DESCRIPTION OF DRAWINGS

[0011] The accompanying drawings, where like numerals indicate like components, illustrate embodiments of the invention.

[0012] Figure 1 illustrates a method of small cell discovery in a mobile communication network in accordance with one novel aspect.

[0013] Figure 2 illustrates a first embodiment of small cell discovery in accordance with one novel aspect.

[0014] Figure 3 illustrates a second embodiment of small cell discovery in accordance with one novel aspect.

5 [0015] Figure 4 illustrates a third embodiment of small cell discovery in accordance with one novel aspect.

[0016] Figure 5 illustrates a fourth embodiment of small cell discovery in accordance with one novel aspect.

[0017] Figure 6 illustrates a fifth embodiment of small cell discovery in  
10 accordance with one novel aspect.

[0018] Figure 7 is a flow chart of one embodiment of small cell discovery in accordance with one novel aspect.

[0019] Figure 8 is a flow chart of a method of guided search for small cell in accordance with one novel aspect.

15 [0020] Figure 9 is a flow chart of one embodiment of UE autonomous search and measure for small cell in accordance with one novel aspect.

## DETAILED DESCRIPTION

[0021] Reference will now be made in detail to some embodiments of the  
20 invention, examples of which are illustrated in the accompanying drawings.

[0022] Figure 1 illustrates a method of small cell discovery in a mobile communication network 100 in accordance with one novel aspect. Mobile communication network 100 is a heterogeneous network comprising a plurality of macro base stations eNB 101-103, a plurality of pico base stations 104-106, and a user  
25 equipment UE 110. Macro base stations 101-103 serve macrocells 111-113 over a first carrier frequency  $f_1$  respectively. Pico base stations 104-106 serve picocells 114-116 over a second carrier frequency  $f_2$  respectively. In the example of Figure 1, macrocells 111-113 are referred to as normal cells or large cells, while picocells 114-116 are referred to as small cells or preferred cells. Small cells in general have much  
30 smaller cell coverage as compared to macrocells. Examples of small cells include picocells, femtocells, or microcells.

[0023] For mobility management, UE110 periodically measures the received signal power and quality of its serving cell and neighboring cells and reports the measurement result to its serving eNB for potential handover. For example,

Reference signal received power (RSRP) or Reference signal received quality (RSRQ) measurement of a cell helps to rank between the different cells as input for mobility management. Inter-freq measurement occurs when the target cell operates on a different carrier frequency as compared to the current serving cell. In the example of Figure 1, UE 110 is served by serving eNB 103 in cell 113 over carrier frequency f1. UE 110 may not be able to carry out measurements over carrier frequency f2 without measurement gaps. This is because the receiver on UE 110 needs to switch to carrier frequency f2 to perform measurements and then switch back to carrier frequency f1 to perform data communication. Depending on the measurement gap pattern, inter-frequency cell identification time may take as long as 7.68s.

**[0024]** In a heterogeneous network, however, the cell size of a macrocell and the cell size of a small cell can be very different. While the inter-frequency measurement time may be acceptable for macrocells, it may be too long for small cells such as picocells. For example, the size of a macrocell typically ranges from one to 20 kilometers, while the size of a picocell typically ranges from four to 200 meters. Therefore, it is probably too long for UE 110 to be able to discover picocell 116 during the configured gap time as the target cell when UE 110 moves within the cell coverage of picocell 116. Furthermore, when UE 110 is located far away from any picocell, UE 110 may waste power if it anyway tries to search for small cells.

**[0025]** In one novel aspect, UE 110 only searches for small cells under certain conditions (e.g., based on location information). In one example, UE 110 first obtains physical cell ID (PCI) information from serving eNB 103 such that UE 110 can identify small cells from macrocells (step 1). At location L1, UE 110 is not in vicinity of any small cell and does not search for small cell (step 2). When UE 110 moves into the vicinity of picocell 116 at location L2, UE 110 detects and reports the proximity of picocell 116 to eNB 103 (step 3). Based on the vicinity indication, eNB 103 sends UE 110 measurement configuration for picocell 116 (step 4). Based on the measurement configuration, UE 110 is then able to efficiently measure picocell 116 accordingly (step 5).

**[0026]** Figure 1 also illustrates a simplified block diagram of UE 110. UE 110 comprises memory 121 containing program instructions and databases, a processor 122, a radio frequency (RF) module having a transmitter and a receiver, an antenna 124 for transmitting and receiving radio frequency signals, a measurement module 125 for performing radio signal measurements, and a cell vicinity-detection module 126 for detecting proximity of small cells. The various modules are function modules and may be implemented by software, firmware, hardware, or any combination thereof. Each base station comprises similar function modules. The function modules, when executed by processors 122 (e.g., via program instructions contained in memory 121), interwork with each other to allow UE 110 to detect and report the proximity of

small cells, to receive measurement configuration for small cells, and to perform measurements and report measurement result of small cells to its serving eNB for proper handover decisions.

[0027] Figure 2 illustrates a first embodiment of small cell discovery in accordance with one novel aspect. In step 211, UE 201 receives information broadcasted by eNB 202 via system information block (SIB) carried in a broadcast channel (BCH). The broadcasted information contains physical cell ID (PIC) information of different cells in the network. For example, PCI split information may be used to identify picocells by a specific PCI range (e.g., some specific PCI values are specifically allocated for picocells). In step 212, eNB 202 requests UE 201 to report the proximity of picocells. For example, eNB 202 sends an RRC message (e.g., Proximity request) to UE 201. In step 213, UE 201 detects the proximity of picocells when it moves into the vicinity of picocells. In step 214, UE 201 reports the proximity of picocells via proximity indication information. Possible parameters of the proximity indication information may include the entering or leaving the vicinity of a picocell, the cell ID, and the carrier frequency of the picocell. Based on the reported proximity indication information, in step 215, eNB 202 sends measurement configuration to UE 201 for the picocell. The measurement configuration typically includes the cell ID and the carrier frequency of the picocell to be measured. In step 221, UE 201 performs measurements for the picocell accordingly. Finally, in step 222, UE 201 reports the measurement result (e.g., RSRP and/or RSRQ of the picocell) back to eNB 202.

[0028] Under the first embodiment, UE 201 measures picocells only when picocells are nearby. Because picocells are assumed to be in spotty deployment, such method has better power saving. However, UE 201 must be able to detect the proximity of picocells without any assistance from the network. For example, UE 201 may visit picocells before and stores related information (e.g., RF fingerprint) to enable the later proximity detection.

[0029] Figure 3 illustrates a second embodiment of small cell discovery in accordance with one novel aspect. In step 311, UE 301 receives information broadcasted by eNB 302 via system information block (SIB). The broadcasted information contains physical cell ID (PIC) information of different cells in the network. For example, PCI split information may be used to identify picocells by a specific PCI range. In addition, the broadcasted information may also contain location information of the picocells. In step 312, UE 301 detects the proximity of picocells when it moves into the vicinity of picocells based on the PCI and the location information. In step 313, UE 301 reports the proximity of picocells via proximity indication information. Possible parameters of the proximity indication information may include the entering or leaving the vicinity of a picocell, the cell ID,

and the carrier frequency of the picocell. Based on the reported proximity indication information, in step 314, eNB 302 sends measurement configuration to UE 301 for the picocell. In step 321, UE 301 performs measurements for the picocell accordingly. In step 322, UE 301 reports measurement result (e.g., RSRP and/or RSRQ of the picocell) back to eNB 302. Finally, in step 323, based on the measurement result, eNB 302 sends a handover command to UE 301.

**[0030]** Under the second embodiment, UE 301 measures picocells only when picocells are nearby. Because picocells are assumed to be in spotty deployment, such method has better power saving. Furthermore, UE 301 is able to detect the proximity of picocells under the assistance from the network, e.g., using the location information sent from eNB 302. For example, the location information may include radio signal parameters related to coverage of a picocell, and/or a geographical area configuration of the picocell based on latitude and longitude. To be able to fully utilize such location information, UE 301 may have GNSS capability.

**[0031]** Figure 4 illustrates a third embodiment of small cell discovery in accordance with one novel aspect. In step 411, UE 401 and eNB 402 communicate with each other over an established RRC connection. In step 412, eNB 402 sends measurement configuration to UE 401. The measurement configuration contains measurement objects configured for small cells over certain carrier frequencies, as well as PCI and location information of the small cells. Each measurement object contains a set of measurement parameters (e.g., Time-to-Trigger (TTT) values, L3 filtering parameters, measurement bandwidth, etc.) for a specific carrier frequency. The measurement configuration is done by RRC message in RRC\_Connected state. In step 413, UE 401 detects the proximity of small cells when it moves into the vicinity of one or several small cells based on the PCI or other information, such as location information and RF fingerprints. In step 421, UE 401 performs measurements for the detected small cells based on the measurement configuration received in step 412. In step 422, UE 401 reports measurement result (e.g., RSRP and/or RSRQ of the small cells) back to eNB 402. Finally, in step 413, based on the measurement result, eNB 402 sends a handover command to UE 401.

**[0032]** Under the third embodiment, UE 401 performs guided search for small cell discovery. The measurement configuration and location information (guidance from the network) for small cells is done ahead of time. Upon UE 401 entering into the vicinity of the small cells, UE 401 starts to measure the small cells. Similar to the second embodiment, UE 401 achieves better power saving because UE 401 measures small cells only when small cells are nearby. UE 401 is also able to detect the proximity of small cells using the location information provided by eNB 402, under the working assumption that UE 401 is equipped with GNSS capability. Under the guided search approach, the small cells are sometimes referred to as preferred cells.

This is because the purpose of measuring and discovering the small cells is for traffic offloading, which is typically preferred for improved spectrum efficiency.

[0033] Typically, when the RSRP level of the serving cell is above a threshold value specified by s-Measure, UE stops measuring the signal qualities of neighbor cells, as measurements of neighbor cells are no longer necessary for mobility management purpose. Therefore, for power saving, a parameter to stop UE's measurement activity (e.g., s-Measure) is sometimes used to reduce the frequency of UE's measurements. For small cell discovery, however, the checking condition of s-Measure no longer applies for preferred cells because the purpose is for traffic offloading. As a result, the UE tries to measure preferred cells even if the RSRP of the current serving cell is above the s-Measure threshold value.

[0034] Figure 5 illustrates a fourth embodiment of small cell discovery in accordance with one novel aspect. In step 511, UE 501 and eNB 502 communicate with each other over an established RRC connection. In step 512, eNB 502 sends measurement configuration to UE 501. The measurement configuration contains measurement objects configured for certain carrier frequencies, as well as PCI and optionally location information of small cells. In step 513, UE 501 detects the proximity of small cells when it moves into the vicinity of one or several small cells based on the PCI or other information, such as location information and RF fingerprints. Alternatively, UE 501 may apply vicinity determination based on autonomously stored vicinity detection information. In step 521, UE 501 performs measurements for the detected small cells. In step 522, UE 501 reports measurement result (e.g., RSRP and/or RSRQ of the picocell) back to eNB 502. Finally, based on the measurement result, eNB 502 sends a handover command to UE 501.

[0035] Under the fourth embodiment, UE 501 uses vicinity knowledge to change search/measurement performance and how often it performs search for small cells. For example, when UE 501 determines that it is near one or several preferred small cells, it increases the rate of searching for such cells (e.g., by increase measurement frequency in step 521), as compared to normal search rate for macrocells (e.g., measurement objects configured in step 512). On the other hand, when UE 501 determines that it is not near one or several preferred small cells, it decreases the rate for searching for such cells (e.g., by decrease measurement frequency), as compared to normal search rate for macrocells. By dynamically adjusting search rate depending on vicinity knowledge, UE 501 can perform small cell discovery more efficiently.

[0036] Figure 6 illustrates a fifth embodiment of small cell discovery in accordance with one novel aspect. In step 611, UE 601 is in connected mode and eNB 602 requests UE 601 to indicate when UE 601 is in the vicinity of preferred neighbor cells (e.g., via proximity request message). In step 612, eNB 602 sends measurement configuration to UE 601. The measurement configuration contains

measurement objects configured for cells (e.g., macrocells) over certain carrier frequencies, as well as PCI and optionally location information of preferred cells. In step 613, UE 601 detects the proximity of picocells when it moves into the vicinity of one or more preferred cells based on the PCI or other information, such as location information and RF fingerprints. Alternatively, UE 601 may apply vicinity determination based on autonomously stored vicinity detection information. In step 614, UE 601 reports the proximity of the detected preferred cells via proximity indication information. Possible parameters of the proximity indication information may include the entering or leaving the vicinity of a preferred neighbor cell, the cell ID, and the frequency bands of the neighbor cell. Based on the reported proximity indication information, in step 615, eNB 602 configures a suitable measurement configuration for preferred cells. In step 616, eNB 602 sends measurement configuration to UE 601 for preferred cell measurements. In step 621, UE 601 performs measurements for the preferred cells accordingly. In step 622, UE 601 reports the measurement result (e.g., RSRP and/or RSRQ of the preferred cells) back to eNB 602. Finally, in step 623, based on the measurement result, eNB 602 sends a handover command to UE 601.

**[0037]** The suitable measurement configuration involves configuration items that affect the search performance of small cells, to ensure that UE search for small cells is quick enough. In one embodiment, eNB configures different parameter sets for macrocells and small cells in a measurement object. In another embodiment, eNB configures a set of parameters for small cells in a measurement object. Those small cell specific parameters (e.g., shorter TTT) can further enhance the robustness of mobility. For example, more frequent searching for small cells are used when UE is in the vicinity of one or several preferred small cells. On the other hand, when UE determines that it is NOT in the vicinity of one or several preferred small cells, it may indicate this explicitly to the network. Alternatively, the UE no longer indicates vicinity information, and the network can interpret the absence of such indication as non-vicinity. As a result, the network can ensure that the UE has a suitable measurement configuration involving less frequency searching for small cells.

**[0038]** In order for UE to measure preferred cells, UE needs to have vicinity detection information ahead of time. In one embodiment, UE can autonomously learn and store the vicinity detection information. UE decides to store information about a cell, that the cell is preferred for searching, when the UE has found this cell or the UE is served by this cell. For example, the preferred cell broadcasts certain information, e.g., an explicit indication meaning that “this is a preferred cell for autonomous search”, or “this is a picocell type”. In another example, another cell (e.g., an inter-frequency macrocell) had indicated that cells on certain frequency bands shall/may be treated as preferred cell for which autonomous search is allowed, recommended, or

requested. The macrocell may also provide additional information on how to identify the preferred cells, e.g., via split PCI range information.

[0039] After identifying the preferred cells, UE then stores the vicinity detection information of the preferred cells. The vicinity detection information may include information based on GPS location, based on being in coverage of another cell, or based on detecting a cellular “RF finger-print” – a combination of being in coverage of certain cells (maybe on different frequencies), mobility measurement being in certain range, and/or timing measurements.

[0040] In another embodiment, UE can rely on network assistance to obtain and store the vicinity detection information. For example, the serving eNB provides explicit information that in a certain geographical area, higher performance search (e.g., frequent searching) shall be applied. The geographical area being defined in terms of cell ID, radio parameters (e.g., signal strength) related to coverage of neighboring cells, or in terms of Latitude and Longitude. Such location information is typically provided to UE by RRC measurement configuration.

[0041] Figure 7 is a flow chart of one embodiment of a method of small cell discovery in accordance with one novel aspect. In step 701, a user equipment (UE) determines whether the UE is in vicinity of a small cell in a mobile communication network. In one example, the proximity determination is based on location information received from the network. In another example, the proximity determination is based on vicinity detection information autonomously stored by the UE. The location information and the stored vicinity detection information contain location (e.g., Latitude and longitude), coverage information (e.g., radio parameters such as signal strength) of a neighbor cell, and/or cellular “RF finger-print” information. In step 702, the UE transmits proximity indication information to a base station, and the proximity indication information includes a cell ID and a carrier frequency of the small cell. In step 703, the UE receives measurement configuration for the small cell from the base station. For example, the measurement configuration may contain small cell-specific measurement performance requirement or measurement parameters. In step 704, the UE performs measurements for the small cell.

[0042] Figure 8 is a flow chart of a method of guided search for small cell in accordance with one novel aspect. In step 801, a user equipment (UE) receives measurement configuration from a base station in a mobile communication network. The measurement configuration includes measurement objects configured for a preferred cell with cell ID and location information. In step 802, the UE applies proximity detection on whether the UE enters vicinity of the preferred cell based on the location information. In step 803, the UE performs measurements for the preferred cell based on the measurement configuration if the UE is in vicinity of the

preferred cell. In one example, the UE continues to perform measurements for the preferred cell even when the RSRP of a serving cell is better than a stop-measure threshold.

5 [0043] Figure 9 is a flow chart of one embodiment of a method of UE autonomous search and measure for small cell in accordance with one novel aspect. In step 901, a user equipment (UE) receives measurement configuration from a base station in a mobile communication network. In step 902, the UE applies proximity determination on whether the UE enters vicinity of a preferred cell. In step 903, the UE performs measurements based on a measurement rate (i.e., search rate) configured via the measurement configuration. If the UE is in vicinity of the preferred cell, then the UE increases the measurement rate for the preferred cell. On the other hand, if the UE is not in vicinity of the preferred cell, then the UE decreases the measurement rate for the preferred cell.

15 [0044] The proposed small cell discovery method can be applied for idle mode mobility management as well. For example, UE can obtain the small cell configuration or measurement parameters via eNB broadcasting messages or eNB unicasting messages when UE leaves RRC\_Connected state. With such small cell information, UE can perform cell selection/reselection onto small cells with priority. In one example, an idle-mode UE searches for a small cell with higher measurement frequency when it moves within the vicinity of the small cell.

20 [0045] Although the present invention is described above in connection with certain specific embodiments for instructional purposes, the present invention is not limited thereto. Accordingly, various modifications, adaptations, and combinations of various features of the described embodiments can be practiced without departing from the scope of the invention as set forth in the claims.

25

## CLAIMS

1. A method, comprising:
  - determining whether a user equipment (UE) is in vicinity of a small cell in a mobile communication network;
  - 5 changing mobility measurements of the UE based on said determination.
2. The method of claim 1, further comprising:
  - transmitting proximity indication information to a base station, wherein the proximity indication information includes at least a carrier frequency of the small cell;
  - receiving measurement configuration information from the base station for the
  - 10 small cell; and
  - performing measurements over the carrier frequency of the small cell.
3. The method of Claim 1, further comprising:
  - receiving cell ID information, about one or multiple neighbor small cells, from the base station such that the UE can detect and identify the small cells faster and with
  - 15 less battery consumption.
4. The method of Claim 1, further comprising:
  - receiving location information from the base station such that the UE can determine whether the UE moves into the vicinity of the small cell.
5. The method of Claim 4, further comprising:
  - 20 receiving frequency information about the small cells, or reference to measurement objects configured for the UE, such that the UE can search for the small cells.
6. The method of Claim 4, wherein the location information contains radio signal parameters of neighboring cells related to coverage of the small cell.
- 25 7. The method of Claim 4, wherein the location information contains a geographical area configuration based on latitude and longitude.
8. The method of Claim 1, wherein the determining is based on vicinity detection information autonomously stored by the UE, and wherein the small cell is not a closed subscriber group (CSG) cell.
- 30 9. The method of Claim 8, wherein the UE stores the vicinity detection information only for cells that the UE has received a signaling indication that the UE may store said information.
10. The method of Claim 8, wherein the stored vicinity detection information contains a location of the small cell and/or the radio signal measurements of
- 35 neighboring cells of the small cell.
11. The method of Claim 1, further comprising:
  - increasing search rate for small cells if the UE is in vicinity of the small cell; and
  - decreasing search rate for small cells if the UE is not in vicinity of the small cell.

12. A user equipment (UE), comprising:

a cell vicinity-detection module that determines whether a user equipment (UE) is in vicinity of a small cell in a mobile communication network;

5 a transmitter that transmits proximity indication information to a base station, wherein the proximity indication information includes at least a physical cell ID and a carrier frequency of the small cell;

a receiver that receives measurement configuration information from the base station for the small cell; and

10 a measurement module that performs measurements over the carrier frequency of the small cell.

13. The UE of Claim 12, wherein the receiver receives cell ID information about one or multiple neighbor small cells from the base station such that the UE can identify the small cell.

14. The UE of Claim 12, wherein the receiver receives at least location information from the base station such that the UE can determine whether the UE moves into the vicinity of the small cell.

15 15. The UE of Claim 14, wherein the receiver receives at least frequency information about the small cells, or reference to measurement objects configured for the UE, such that the UE can search for the small cells.

20 16. The UE of Claim 14, wherein the location information contains at least a location of the small cell and coverage information of neighboring cells of the small cell.

25 17. The UE of Claim 12, wherein the determining is based on vicinity detection information autonomously stored by the UE, and wherein the small cell is not a closed subscriber group (CSG) cell.

18. The UE of Claim 17, wherein the UE stores vicinity detection information only for cells that the UE has received a signaling indication that the UE may store said information.

30 19. The UE of Claim 17, wherein the stored vicinity detection information contains a location of the small cell and coverage information of neighboring cells of the small cell.

20. The UE of Claim 12, wherein the UE increases search rate for small cells if the UE is in vicinity of the small cell, and wherein the UE decreases search rate for small cells if the UE is not in vicinity of the small cell.

35 21. A method, comprising:

receiving measurement configuration from a base station by a user equipment (UE) in a mobile communication network, wherein the measurement configuration includes measurement object configured for a preferred cell with at least cell ID and location information;

applying proximity detection on whether the UE is in vicinity of the preferred cell based on the location information; and

performing measurements for the preferred cell based on the measurement configuration.

5        22. The method of Claim 21, wherein the location information contains at least a GPS location of the preferred cell and radio signal parameters of neighboring cells related to coverage of the preferred cell.

10        23. The method of Claim 21, wherein the UE continues to perform measurements for the preferred cell when the radio signal strength/quality of a serving cell is better than a stop-measurement threshold.

24. A method, comprising:

receiving measurement configuration from a base station by a user equipment (UE) in a mobile communication network;

15        applying proximity detection on whether the UE is in vicinity of a preferred cell; and

performing measurements based on a measurement rate configured via the measurement configuration, wherein the UE increases the measurement rate for the preferred cell if the UE is in vicinity of the preferred cell, and wherein the UE decreases the measurement rate for the preferred cell if the UE is not in vicinity of the preferred cell.

20        25. The method of Claim 24, wherein the proximity detection is based on vicinity detection information autonomously stored by the UE, and wherein the stored vicinity detection information contains at least a location of the preferred cell, coverage information of neighboring cells of the preferred cell, and RF fingerprint information of the preferred cell.

25        26. The method of Claim 24, wherein the proximity detection is based on location information from the base station, and wherein the location information contains at least a GPS location of the preferred cell and radio signal parameters of neighboring cells related to coverage of the preferred cell.

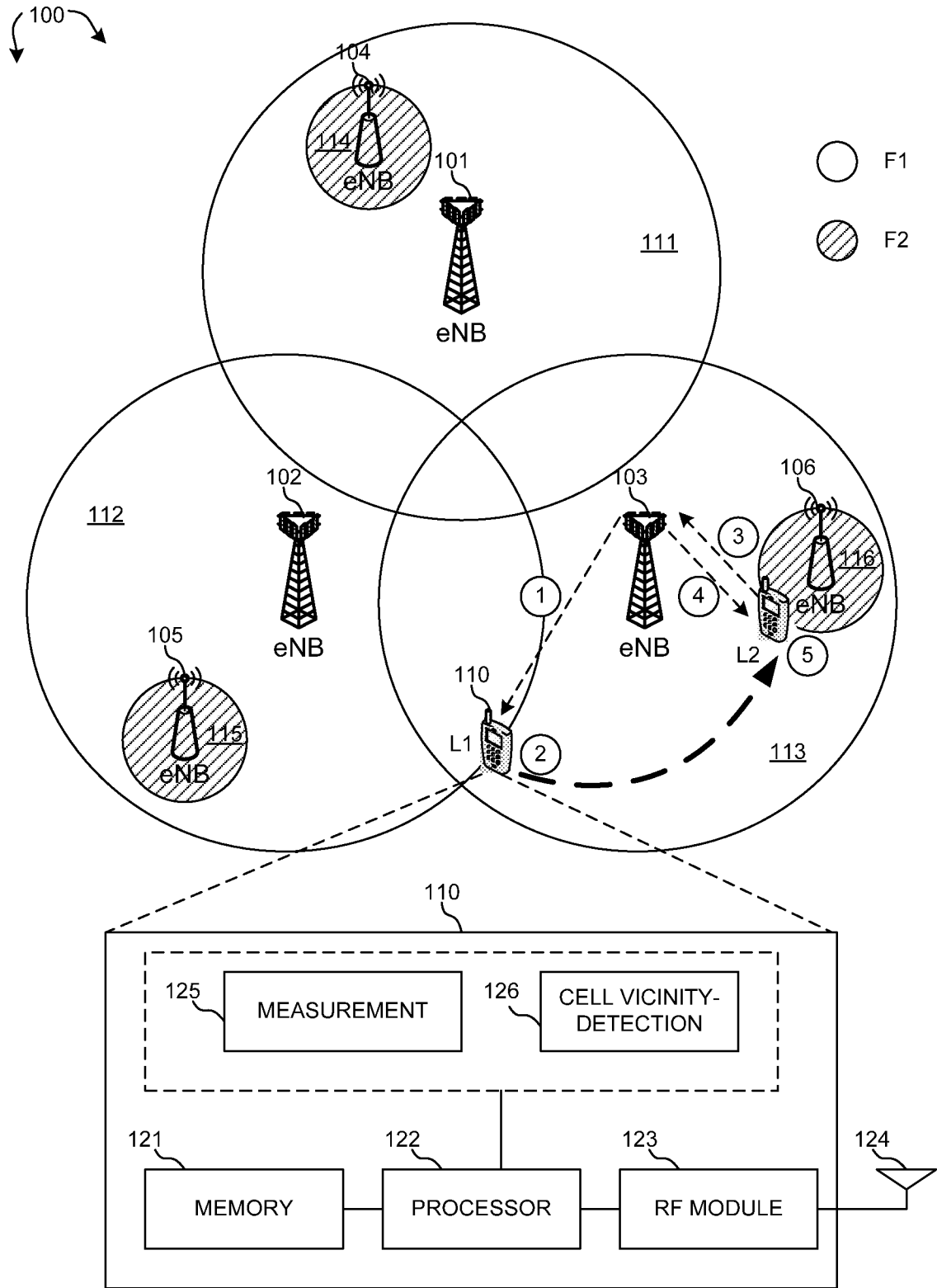


FIG. 1

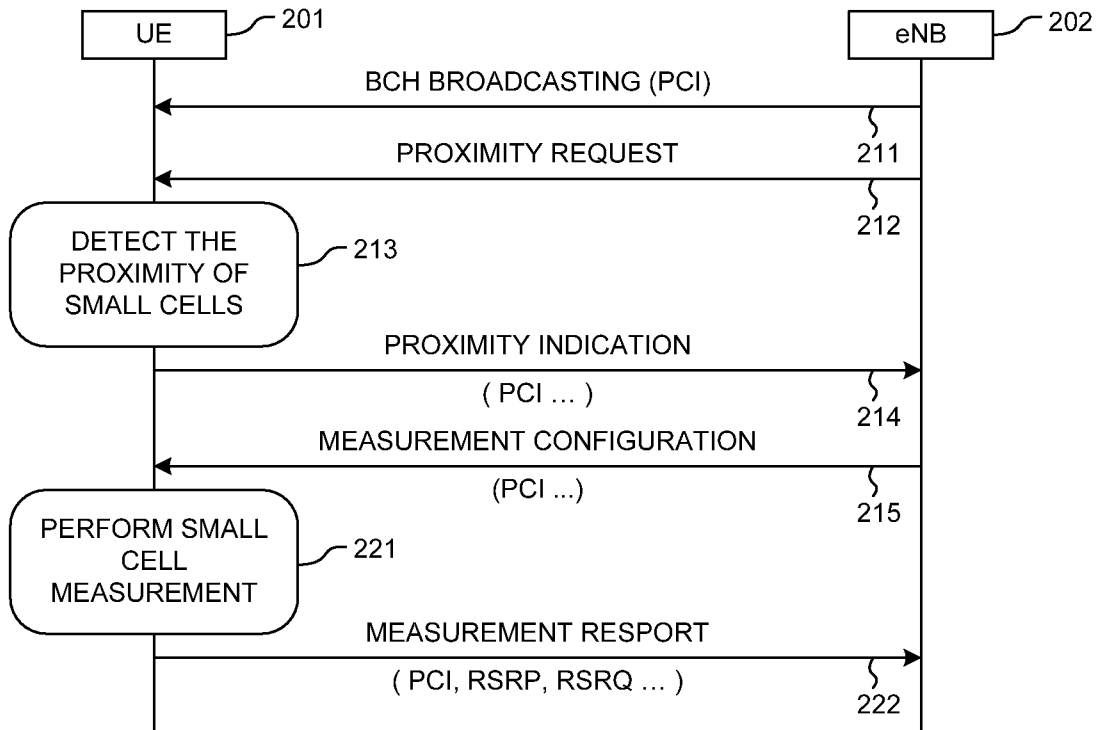


FIG. 2

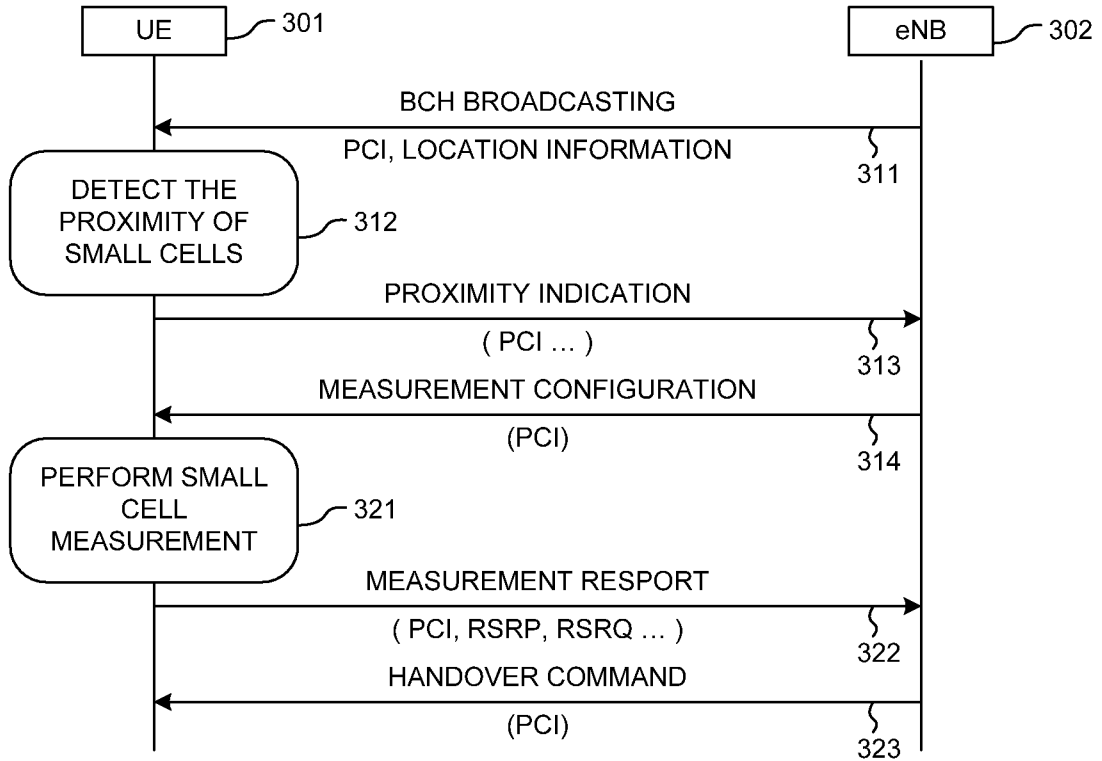


FIG. 3

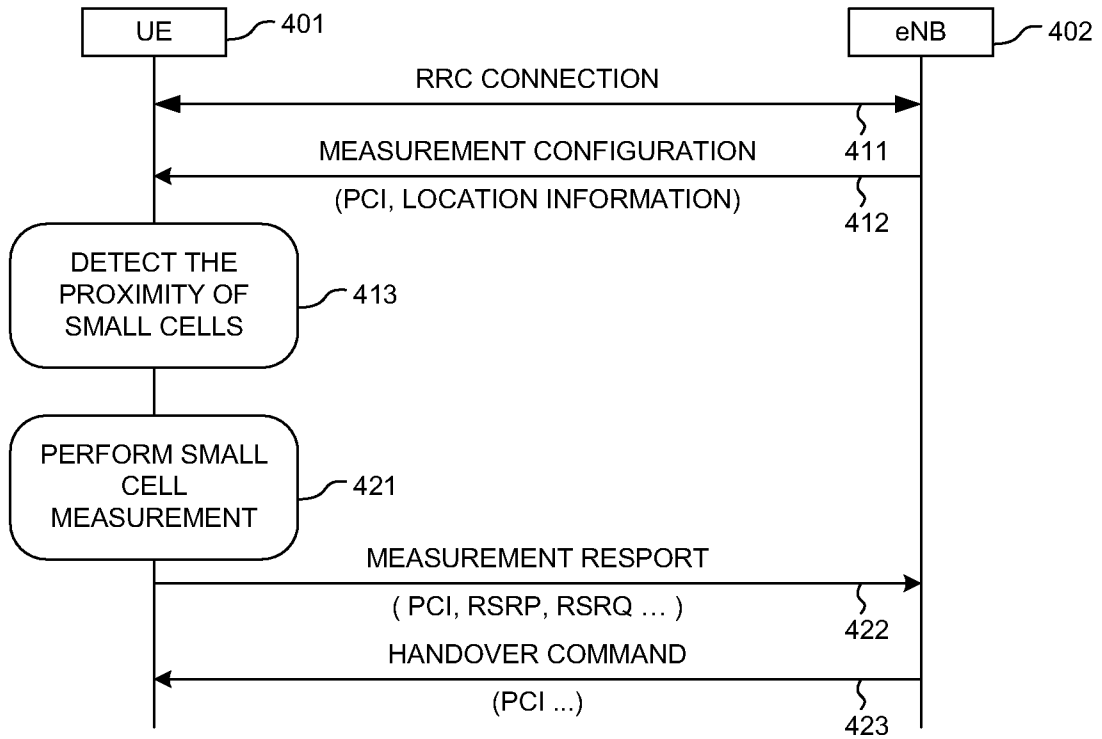


FIG. 4

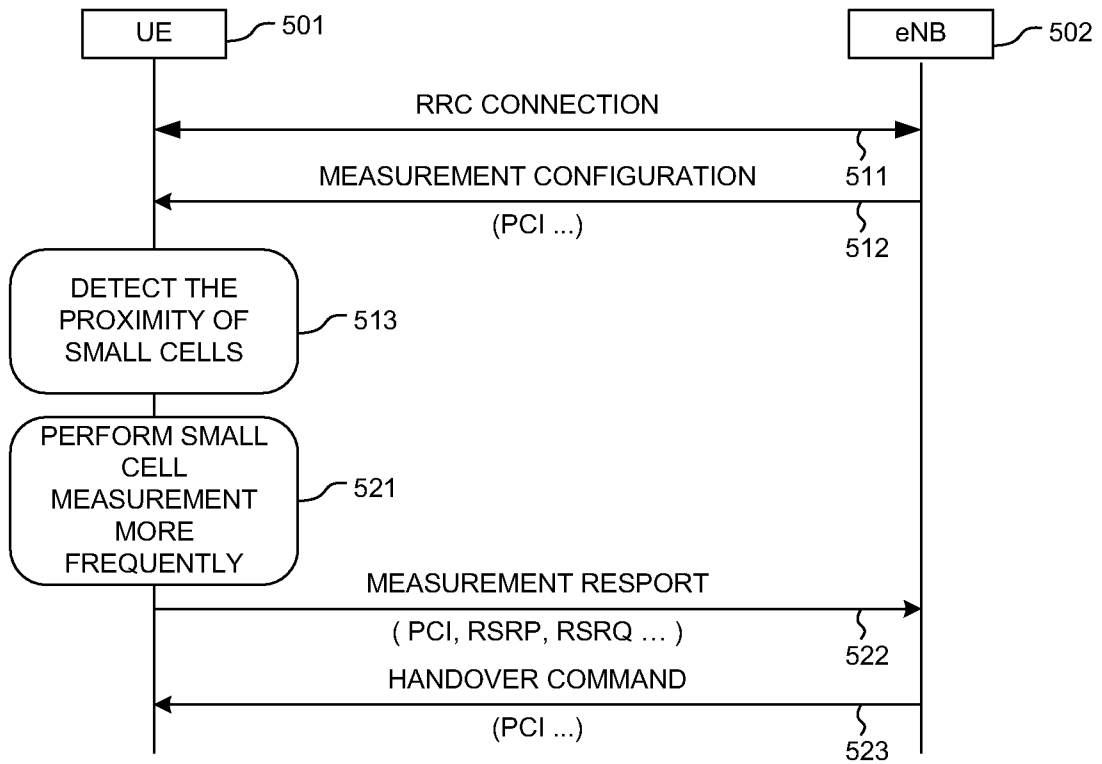


FIG. 5

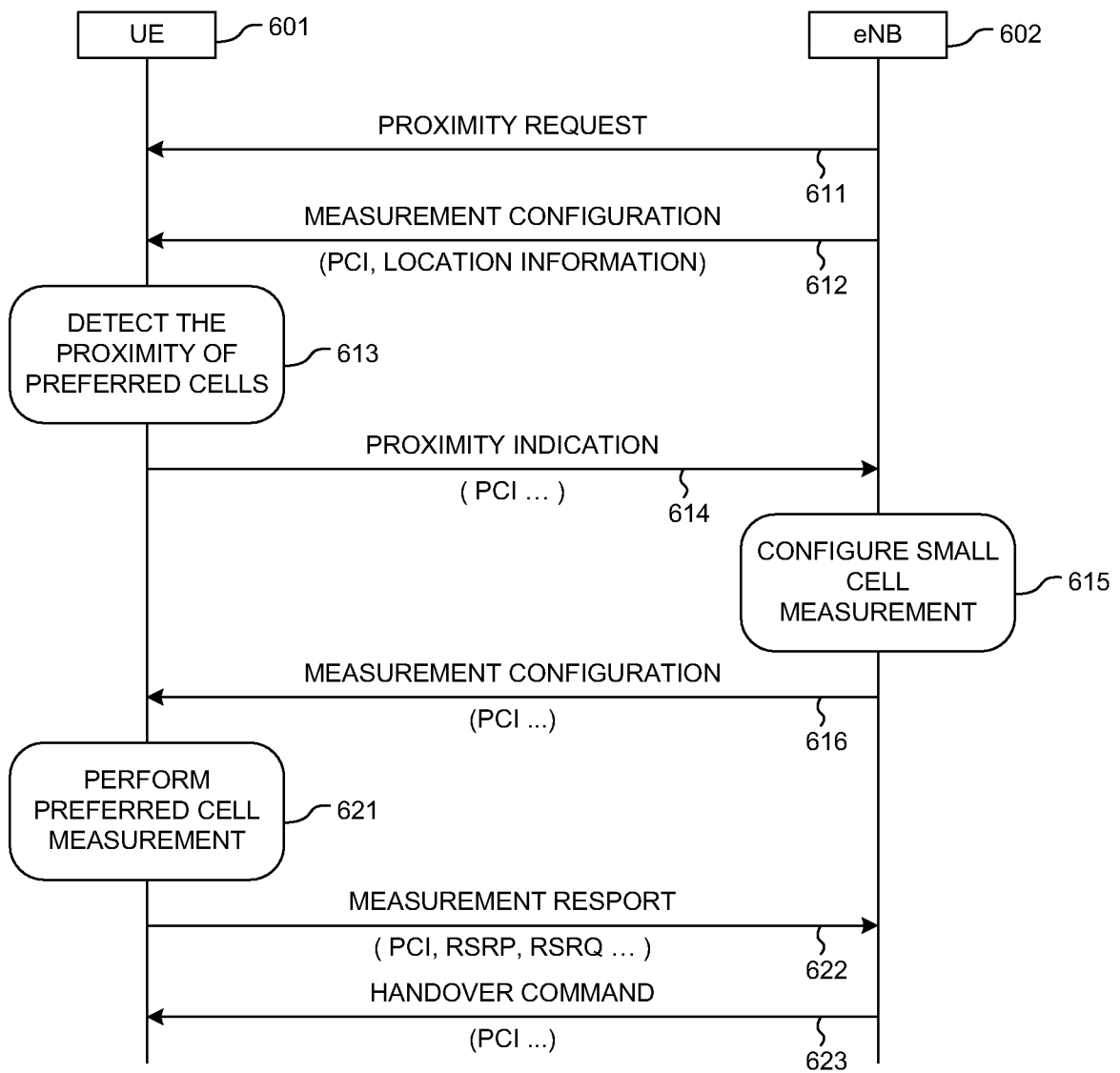


FIG. 6

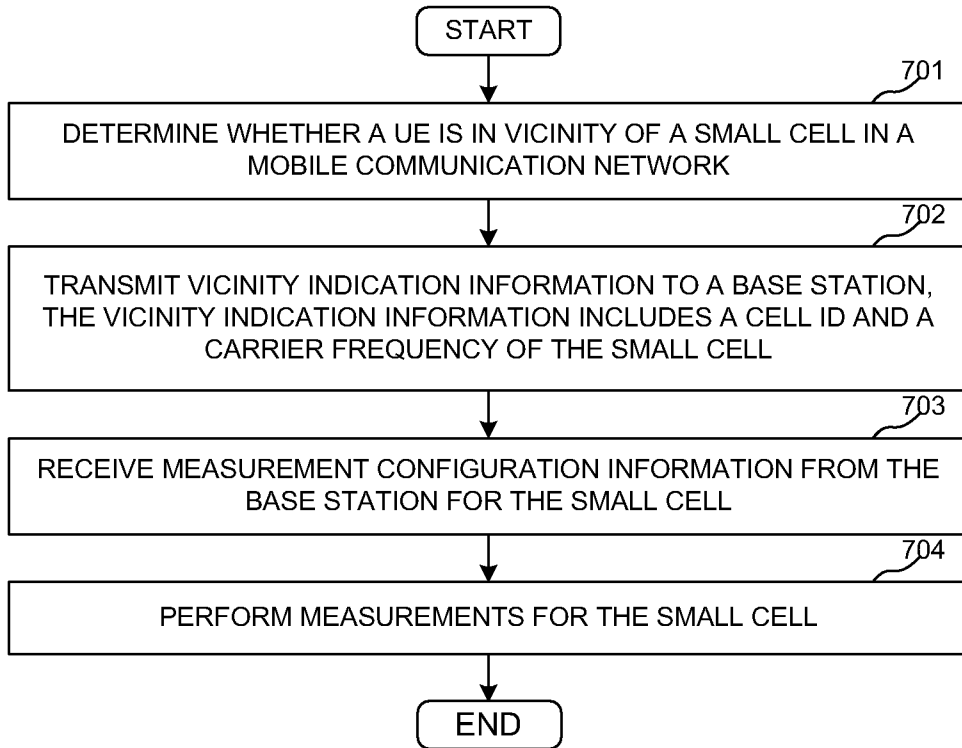


FIG. 7

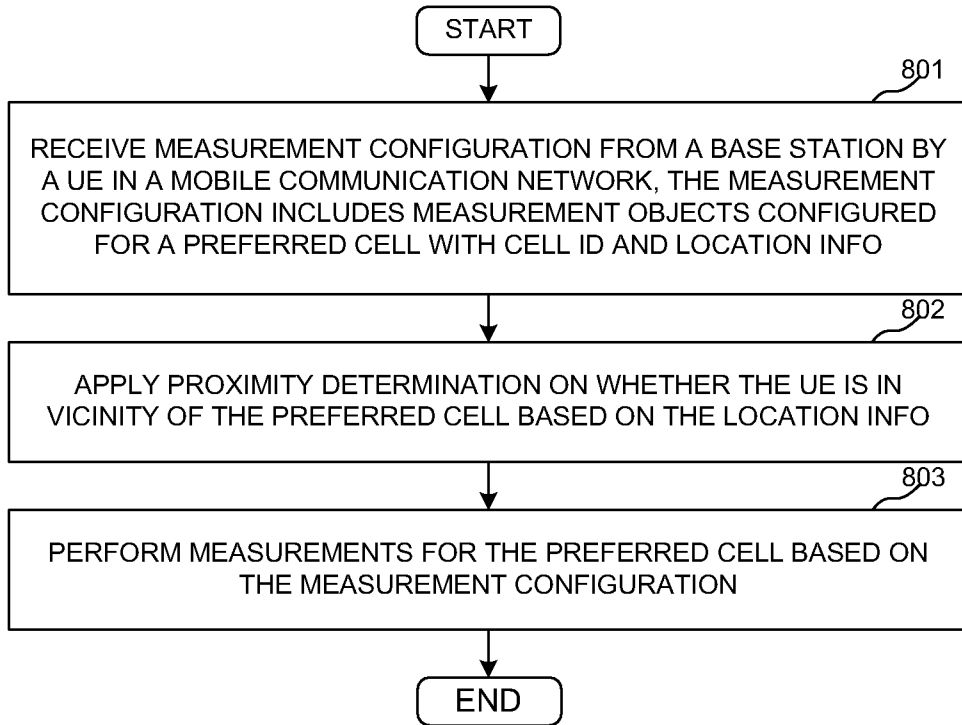


FIG. 8

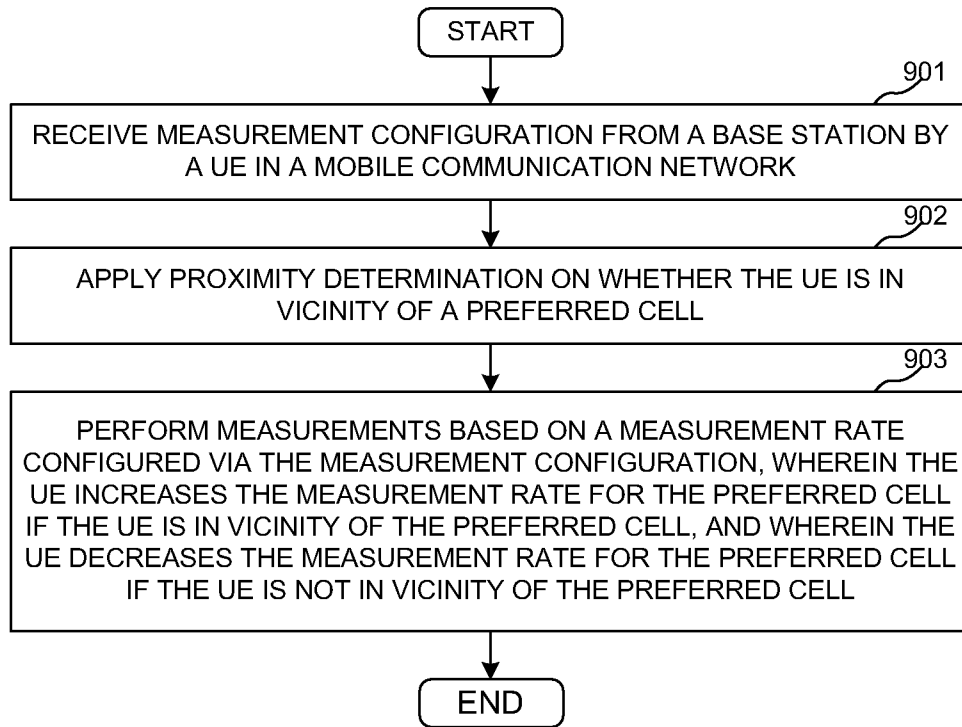


FIG. 9

# INTERNATIONAL SEARCH REPORT

International application No.

PCT/CN2012/079977

## A. CLASSIFICATION OF SUBJECT MATTER

H04W48/16(2009.01)i

According to International Patent Classification (IPC) or to both national classification and IPC

## B. FIELDS SEARCHED

Minimum documentation searched (classification system followed by classification symbols)

IPC: H04W; H04Q

Documentation searched other than minimum documentation to the extent that such documents are included in the fields searched

Electronic data base consulted during the international search (name of data base and, where practicable, search terms used)

WPI,EPODOC,CNKI,CNPAT,IEEE: cell, microcell, femtocell, picocell, small cell, near+, vicinity, proximity, discovery, measure+

## C. DOCUMENTS CONSIDERED TO BE RELEVANT

Category*	Citation of document, with indication, where appropriate, of the relevant passages	Relevant to claim No.
X	US2009/0061892A1(VIA TELECOM, INC.) 05 Mar. 2009(05.03.2009) paragraphs 26-54 in the description, figure 2	1,3-10
X	CN101855929A(QUALCOMM INC.) 06 Oct. 2010(06.10.2010) paragraphs 31-62 in the description	1,3-10
A	CN101459985A(HUAWEI TECHNOLOGIES CO., LTD.) 17 Jun. 2009(17.06.2009) the whole document	1-26

Further documents are listed in the continuation of Box C.

See patent family annex.

<p>* Special categories of cited documents:</p> <p>“A” document defining the general state of the art which is not considered to be of particular relevance</p> <p>“E” earlier application or patent but published on or after the international filing date</p> <p>“L” document which may throw doubts on priority claim (S) or which is cited to establish the publication date of another citation or other special reason (as specified)</p> <p>“O” document referring to an oral disclosure, use, exhibition or other means</p> <p>“P” document published prior to the international filing date but later than the priority date claimed</p>	<p>“T” later document published after the international filing date or priority date and not in conflict with the application but cited to understand the principle or theory underlying the invention</p> <p>“X” document of particular relevance; the claimed invention cannot be considered novel or cannot be considered to involve an inventive step when the document is taken alone</p> <p>“Y” document of particular relevance; the claimed invention cannot be considered to involve an inventive step when the document is combined with one or more other such documents, such combination being obvious to a person skilled in the art</p> <p>“&amp;”document member of the same patent family</p>
--	--

Date of the actual completion of the international search 25 Oct. 2012(25.10.2012)	Date of mailing of the international search report <b>29 Nov. 2012 (29.11.2012)</b>
---	--

Name and mailing address of the ISA/CN The State Intellectual Property Office, the P.R.China 6 Xitucheng Rd., Jimen Bridge, Haidian District, Beijing, China 100088 Facsimile No. 86-10-62019451	Authorized officer  <b>GONG Yu</b>  Telephone No. (86-10)62413681
--	---

**INTERNATIONAL SEARCH REPORT**  
Information on patent family members

International application No.  
PCT/CN2012/079977

Patent Documents referred in the Report	Publication Date	Patent Family	Publication Date
US2009/0061892A1	05.03.2009	INMUM200801593A	19.09.2008
		CN101309519A	19.11.2008
CN101855929A	06.10.2010	WO2009049197A2	16.04.2009
		US2009098873A1	16.04.2009
		TW200926849A	16.06.2009
		AU2008310677A1	16.04.2009
		CA2702224A1	16.04.2009
		KR20100083823A	22.07.2010
		EP2220895A2	25.08.2010
		INCENP201002237E	10.09.2010
		JP2011501523A	06.01.2010
		MXPA10003964A	31.07.2010
		VN23886A	27.09.2010
		AU2011204960A1	11.08.2011
		PH12010500796A	16.04.2009
		KR20120004540A	12.01.2012
		HK1149429A0	30.09.2011
CN101459985A	17.06.2009	WO2009076892A1	25.06.2009
		US2010261476A1	14.10.2010
		INCENP201003585E	15.10.2010