



US00D733613S

(12) **United States Design Patent**  
**Tomatsu et al.**

(10) **Patent No.:** **US D733,613 S**

(45) **Date of Patent:** **\*\* Jul. 7, 2015**

(54) **MOTOR VEHICLE AND/OR TOY REPLICAS THEREOF**

(71) Applicants: **Nobuyuki Tomatsu**, Nagoya (JP); **Yuri Kim**, Toyota (JP); **Shin Kamiura**, Toyota (JP); **Shin Miyata**, Nisshin (JP)

(72) Inventors: **Nobuyuki Tomatsu**, Nagoya (JP); **Yuri Kim**, Toyota (JP); **Shin Kamiura**, Toyota (JP); **Shin Miyata**, Nisshin (JP)

(73) Assignee: **Toyota Jidosha Kabushiki Kaisha** (JP)

(\*\*) Term: **14 Years**

(21) Appl. No.: **29/482,936**

(22) Filed: **Feb. 24, 2014**

(30) **Foreign Application Priority Data**

Sep. 2, 2013 (JP) ..... 2013-020184

(51) **LOC (10) Cl.** ..... **12-08**

(52) **U.S. Cl.**  
USPC ..... **D12/91**

(58) **Field of Classification Search**  
USPC ..... D12/86, 90-92; D21/421, 433, 434; 296/181.1, 181.5  
CPC ..... B62D 35/00; B62D 25/00; B62D 25/06; B62D 25/08; B62D 33/00  
See application file for complete search history.

(56) **References Cited**

**U.S. PATENT DOCUMENTS**

D680,906 S	*	4/2013	Sugimoto et al.	.....	D12/91
D689,795 S	*	9/2013	Takei et al.	.....	D12/91
D697,834 S	*	1/2014	Okue et al.	.....	D12/91
D719,065 S	*	12/2014	Sakae et al.	.....	D12/92

**OTHER PUBLICATIONS**

Lexus, Lexus RX 350 F Sport (2013), netcarshow.com <http://www.netcarshow.com/lexus/2013-rx\_350\_f\_sport/>, available at least as early as May 29, 2013.

Mazda, Mazda CX-5 (2013), netcarshow.com <http://www.netcarshow.com/mazda/2013-cx-5/>, available at least as early as May 29, 2013.

Nissan, Nissan Resonance Concept (2013), netcarshow.com <http://www.netcarshow.com/nissan/2013-resonance\_concept/>, available at least as early as May 29, 2013.

\* cited by examiner

*Primary Examiner* — Melody N Brown

(74) *Attorney, Agent, or Firm* — Saidman DesignLaw Group, LLC

(57) **CLAIM**

The ornamental design for a motor vehicle and/or toy replica thereof, as shown and described.

**DESCRIPTION**

FIG. 1 is a front perspective view of a motor vehicle and/or toy replica thereof showing our new design;

FIG. 2 is a rear perspective view thereof;

FIG. 3 is a front view thereof;

FIG. 4 is a rear view thereof;

FIG. 5 is a top view thereof;


FIG. 6 is a left side view thereof; and,


FIG. 7 is a right side view thereof.

The broken lines illustrate environmental structure and form no part of the claimed design.


The drawings include surface shading that represents contour, not surface ornamentation.

**1 Claim, 4 Drawing Sheets**

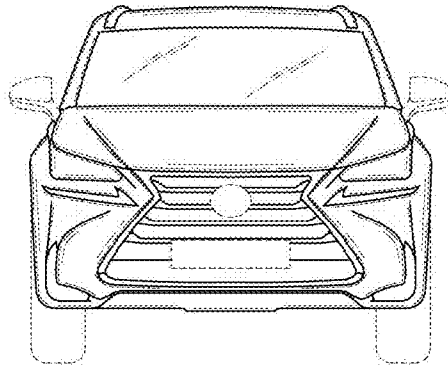




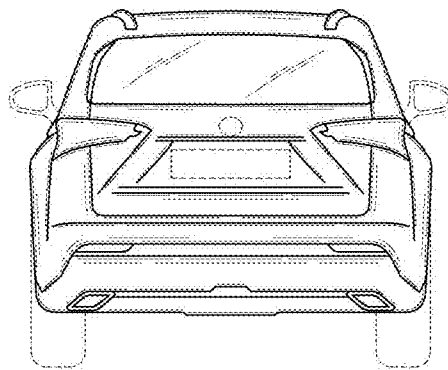
**Fig. 1**



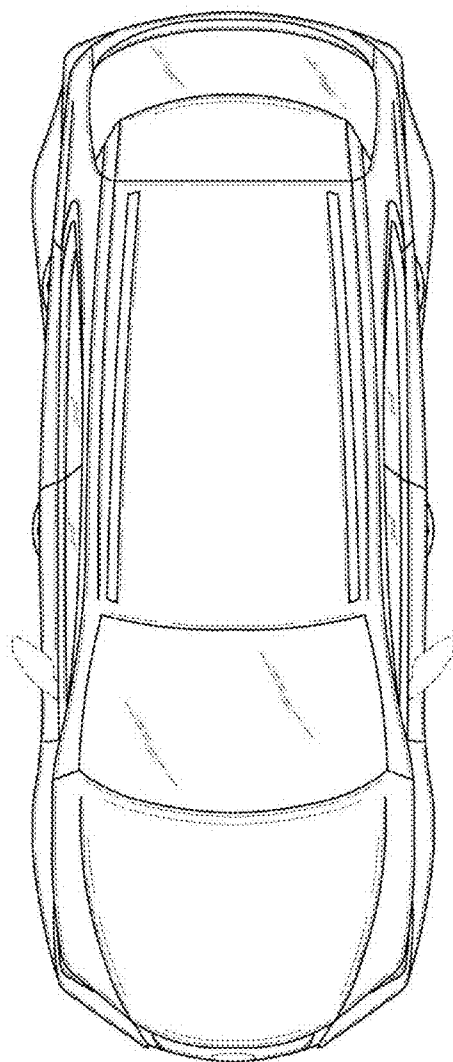
**Fig. 2**



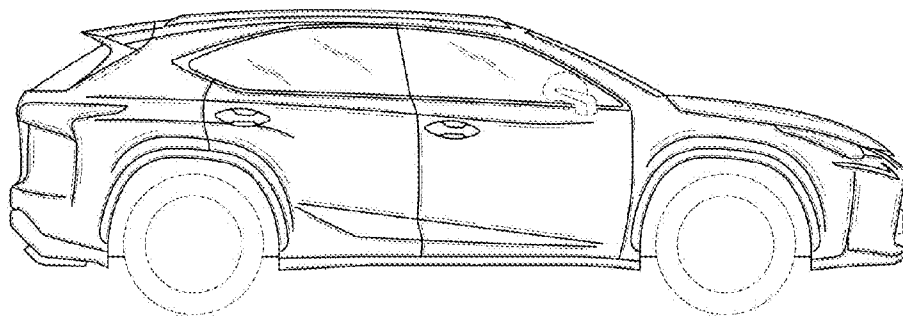
**Fig. 3**



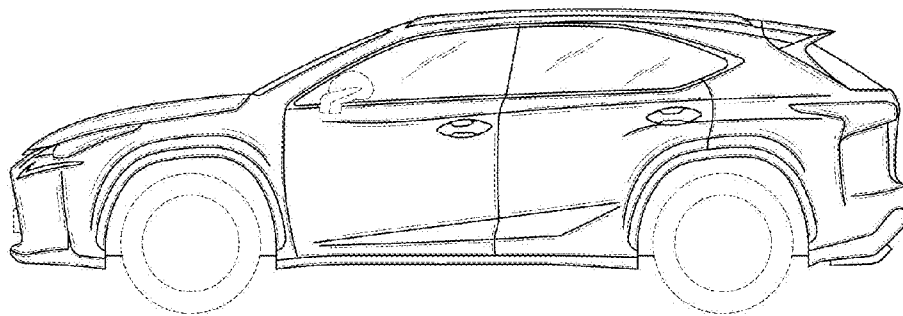
**Fig. 4**



**Fig. 5**



**Fig. 6**



**Fig. 7**