



US00D487195S

(12) **United States Design Patent** (10) **Patent No.:** **US D487,195 S**  
**Winkler** (45) **Date of Patent:** **\*\* Mar. 2, 2004**

(54) **TOOTHBRUSH BODY**  
(75) Inventor: **Till Winkler, Kronberg (DE)**  
(73) Assignee: **The Gillette Company, Boston, MA (US)**  
(\*\*) Term: **14 Years**

D421,339 S \* 3/2000 Jeannet et al. .... D4/104  
D453,270 S 2/2002 Choong  
D458,453 S 6/2002 Baertschi  
2002/0124333 A1 \* 9/2002 Hafliger et al.

**FOREIGN PATENT DOCUMENTS**

DE 40004857.4 8/2000  
DE 40109544.4 2/2002

\* cited by examiner

*Primary Examiner*—Pamela Burgess  
*Assistant Examiner*—Lavone D. Tabor  
(74) *Attorney, Agent, or Firm*—Fish & Richardson PC

(21) Appl. No.: **29/163,001**  
(22) Filed: **Jun. 24, 2002**  
(30) **Foreign Application Priority Data**

Dec. 28, 2001 (DE) ..... 4 01 11 216

(51) **LOC (7) Cl.** ..... **04-02**  
(52) **U.S. Cl.** ..... **D4/104**  
(58) **Field of Search** ..... D4/101, 104-112,  
D4/132, 134, 138; 15/143.1, 159.1, 167.1,  
167.2, 186, 187; 132/308, 311; 16/430,  
431

(57) **CLAIM**

The ornamental design for a toothbrush body, as shown and described.

**DESCRIPTION**

FIG. 1 is a perspective view of a toothbrush body from above, showing my design;  
FIG. 2 is a top plan view of the appliance thereof;  
FIG. 3 is a side view of the appliance thereof;  
FIG. 4 is a bottom plan view of the appliance thereof;  
FIG. 5 is a front view of the appliance thereof; and,  
FIG. 6 is a rear view of the appliance thereof.

(56) **References Cited**  
**U.S. PATENT DOCUMENTS**

D364,275 S \* 11/1995 Lewkowicz ..... D4/105 X  
D393,450 S \* 4/1998 Heinzelman et al. .... D4/104  
D419,773 S 2/2000 Beals et al.

**1 Claim, 1 Drawing Sheet**

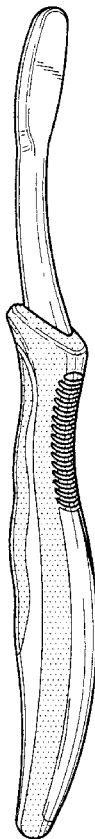


Fig. 1

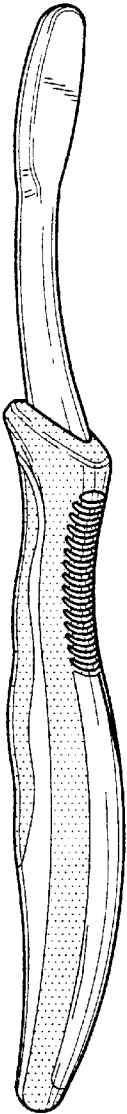


Fig. 2

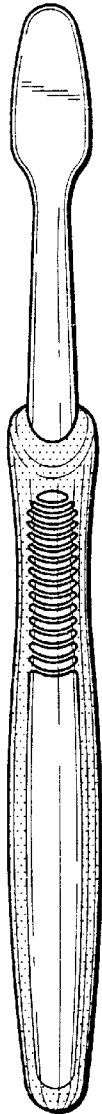


Fig. 3

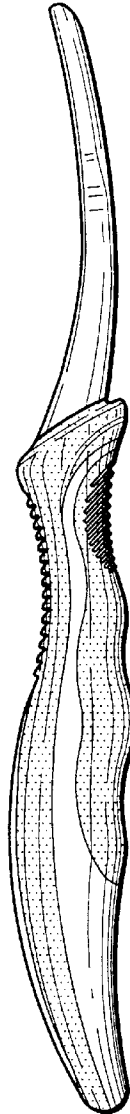


Fig. 4

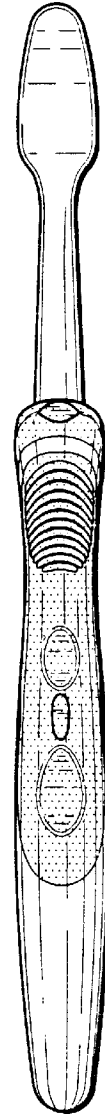


Fig. 5



Fig. 6

