



(11) **EP 2 949 231 B1**

(12) **EUROPEAN PATENT SPECIFICATION**

(45) Date of publication and mention of the grant of the patent:
30.06.2021 Bulletin 2021/26

(51) Int Cl.:
A43B 5/00 (2006.01)

(21) Application number: **15169985.7**

(22) Date of filing: **29.05.2015**

(54) **CLIMBING SHOE**

KLETTERSCHUH

CHAUSSURE D'ESCALADE

(84) Designated Contracting States:
AL AT BE BG CH CY CZ DE DK EE ES FI FR GB GR HR HU IE IS IT LI LT LU LV MC MK MT NL NO PL PT RO RS SE SI SK SM TR

(30) Priority: **29.05.2014 IT TV20140077**

(43) Date of publication of application:
02.12.2015 Bulletin 2015/49

(73) Proprietor: **Calzaturificio S.C.A.R.P.A. S.p.A.**
31011 Asolo (IT)

(72) Inventor: **MARIACHER, Heinz**
31011 Asolo (IT)

(74) Representative: **Bellemo, Matteo et al**
Studio Torta S.p.A.
Via Viotti, 9
10121 Torino (IT)

(56) References cited:
EP-A1- 1 880 622 EP-A1- 2 274 994
EP-A2- 0 933 033 WO-A1-2011/116423
FR-A1- 2 619 490 US-A- 4 756 098

EP 2 949 231 B1

Note: Within nine months of the publication of the mention of the grant of the European patent in the European Patent Bulletin, any person may give notice to the European Patent Office of opposition to that patent, in accordance with the Implementing Regulations. Notice of opposition shall not be deemed to have been filed until the opposition fee has been paid. (Art. 99(1) European Patent Convention).

Description

[0001] The present invention relates to a climbing shoe as disclosed in claim 1. Preferred embodiments are disclosed in the appended dependent claims.

[0002] As is known, climbing shoes normally consist of a leather shoe-upper which is substantially sock-shaped so as to embrace and completely cover the foot, sole of the foot included; a usually slightly spoon-shaped, semi-rigid midsole made of plastic material and which is fixed by gluing directly onto the bottom part of the shoe-upper at the tarsal-phalangeal region of the sole of the foot; of a flexible sole made of vulcanized-rubber and which is fixed by gluing onto the bottom part of the shoe-upper, over the midsole, to cover the sole of the foot; and of a series of tensioning strips made of highly-elastic rubber and which are fixed by gluing onto the shoe-upper and join/connect to the vulcanized-rubber sole so as to embrace and tighten the foot to the limit of physical pain, while however giving the shoe an increased capacity to contain the foot so as to unload the weight stress onto the toe of the foot in complete safety.

[0003] More in detail, most climbing shoes are normally provided with a front tensioning strip, traditionally called "toe-band", which is substantially U-shaped so as to cover the toe of the shoe-upper in the area surrounding the tarsal-phalangeal region of the sole of the foot, while extending/prolonging also partly on the bottom part of the shoe-upper, between the vulcanized-rubber sole and the midsole; and with a rear tensioning strip, traditionally called "side-band", which is substantially U-shaped so as to cover the shoe-upper in the area immediately over the heel of the foot (i.e. at the area of the foot where the Achilles tendon attaches to the calcaneum), and then to extend along the two lateral sides of the shoe-upper, up to reach and join the two ends of the front tensioning strip, so as to form a sort of annular-shaped elastic tie which embraces and compresses the foot with containing effect, while bending downwards the toe of the foot.

[0004] The vulcanized-rubber sole is therefore located on the bottom part of the shoe-upper so as to partly overlap the front tensioning strip and is directly glued to the front tensioning strip so as to form a kind of containing cap, which is elastically connected to the heel of the foot through the rear tensioning strip and is structured so as to compress and bend downwards the toes of the foot.

[0005] EP1880622 discloses this type of climbing shoe.

[0006] EP 2 274 994 discloses a climbing shoe.

[0007] Although operating excellently, the above-described climbing shoes have highlighted a limited adaptability level to the morphology of the foot of the user, thus in some manner reducing the capacity of the climber to perceive, through the toes of the foot, the quality and conformation of the resting point .

[0008] It is therefore the aim of the present invention to make a climbing shoe which is capable of embracing the foot of the climber in a more complete and effective

manner, while at the same time increasing the comfort of the footwear and the capacity to transmit features of the resting point to the climber.

[0009] In compliance with the above aims, according to the present invention there is provided a climbing shoe as defined in claim 1, and preferably, though not necessarily, in any one of the claims dependent thereon.

[0010] The present invention will now be described with reference to the accompanying drawings, which show a non-limiting embodiment thereof, in which:

- Figure 1 is a perspective and schematic view of a climbing shoe made according to the teachings of the present invention;
- Figures 2, 3, 4, 5 and 6 are respective perspective views of the shoe in Figure 1, with parts removed for clarity; whereas
- Figure 7 is a bottom view of the shoe in Figure 1, with parts removed for clarity.

[0011] With reference to figures from 1 to 7, numeral 1 indicates as a whole a climbing shoe that may be particularly advantageously used in climbing indoor climbing walls.

[0012] The climbing shoe 1 basically comprises a shoe-upper 2 which is preferably, though not necessarily, made of leather and/or other fabric or breathing synthetic material, and which is substantially sock-shaped so as to embrace and completely cover the foot of the user, sole of the foot included; and a front sole 3 made of high-grip vulcanized rubber or other similar elastomeric material (such as, for example, the compound XS Edge or the compound GRIP 2 manufactured by VIBRAM), which is fixed by gluing directly onto the bottom part 4 of shoe-upper 2 and is shaped/structured so as to cover the tarsal-phalangeal region 4a of the sole of the foot substantially up to the border with the insole arch region 4b; and a plurality of preferably pretensioned, elastic-material tensioning strips which are made of highly elastic rubber or other similar elastomeric material, and are fixed by gluing onto the shoe-upper 2 so as to embrace and tighten the shoe-upper 2 on the foot of the user.

[0013] More in detail, the climbing shoe 1 is provided with a front tensioning strip 5 and with a rear tensioning strip 6, both preferably pretensioned.

[0014] The front tensioning strip 5 is located on toe 7 of shoe-upper 2 and is substantially U-shaped so as to embrace and cover the toe 7 of shoe-upper 2 in the area surrounding the tarsal-phalangeal region 4a of the sole of the foot, preferably also extending/prolonging partly on the bottom part 4 of shoe-upper 2, underneath sole 3.

[0015] The rear tensioning strip 6 is instead located on the rear part 8 of shoe-upper 2 and is substantially U-shaped so as to cover the rear part 8 of shoe-upper 2 in the area immediately over the heel of the foot (i.e. in the area of the foot where the Achilles tendon attaches to the calcaneum), and then to extend/prolong along the two internal and external lateral sides 9 of shoe-upper 2

up to reach and join the front tensioning strip 5.

[0016] More in detail, the tensioning strip 6 is preferably structured so as to reach and join at the two ends of the tensioning strip 5 along the lateral sides 9 of shoe-upper 2, close to the border between the tarsal-phalangeal region 4a of the sole of the foot and the insole arch region 4b.

[0017] With particular reference to Figure 3, the two ends 6a of tensioning strip 6 furthermore preferably also extend on the bottom part 4 of shoe-upper 2, along the insole arch region 4b and optionally also along the tarsal-phalangeal region 4a and/or the talus-calcaneus region 4c, to at least partly cover the insole arch region 4b and optionally also a small portion of the tarsal-phalangeal region 4a and/or of the talus-calcaneus region 4c.

[0018] More in detail, in the example shown, the two ends 6a of the rear tensioning strip 6 are preferably shaped/ dimensioned so as to cover substantially the whole insole arch region 4b and optionally also a small part of the tarsal-phalangeal region 4a of the sole of the foot.

[0019] With particular reference to Figure 4, preferably the two ends of tensioning strip 5 are instead provided with longitudinal appendages 5b which extend/prolong along the bottom part 4 of shoe-upper 2 so as to reach and at least partly cover the insole arch region 4b while also joining each other and with the two ends of the tensioning strip 6.

[0020] More in detail, the two longitudinal appendages 5b of tensioning strip 5 are preferably shaped/dimensioned so as to extend along bottom part 4 of shoe-upper 2 while converging towards one another until firmly joining each other at the insole arch region 4b.

[0021] In the example shown, in particular, the two longitudinal appendages 5b of the tensioning strip 5 are preferably shaped/dimensioned so as to overlap and join each other at the insole arch region 4b, immediately over the two ends 6a of the tensioning strip 6.

[0022] Preferably the front tensioning strip 5 also has the middle portion 5a substantially cap-shaped, so as to cover both the sides and the upper part of toe 7 of shoe-upper 2.

[0023] With reference to Figures 1, 2 and 3, preferably the climbing shoe 1 is moreover provided, on each lateral side 9 of shoe-upper 2, with a protective insert 10 made of rubber or other elastomeric material, which is fixed by gluing directly onto shoe-upper 2 and is structured so as to cover the area of shoe-upper 2 between the tensioning strip 6 and the talus-calcaneus region 4c of the bottom part 4 of shoe-upper 2.

[0024] Preferably protective insert 10 is moreover shaped/ dimensioned so as to extend also on the bottom part 4 of shoe-upper 2, within the talus-calcaneus region 4c of the sole of the foot.

[0025] With particular reference to Figure 2, in the example shown, in particular, the climbing shoe 1 is preferably provided with a single protective insert 10 made of rubber or other elastomeric material and which is

shaped/dimensioned so as to cover at the same time the rear part 8 of shoe-upper 2 and the portions of the two lateral sides 9 of shoe-upper 2 that are vertically aligned with the talus-calcaneus region 4c of the sole of the foot, so as to protect both the lateral sides and the back of the calcaneum of the foot.

[0026] More in detail, in the example shown the protective insert 10 is preferably substantially cap-shaped and is fixed directly on shoe-upper 2 at the heel, so as to cover the lateral sides 9 and the rear part 8 of shoe-upper 2, preferably substantially up to the tensioning strip 6, and also the bottom part 4 of shoe-upper 2 within the talus-calcaneus region 4c of the sole of the foot.

[0027] In the example shown, in particular, the protective insert 10 is preferably shaped/dimensioned so as to cover substantially the whole talus-calcaneus region 4c of the bottom part 4 of shoe-upper 2, more or less up to the border with the insole arch region 4b.

[0028] With reference to Figures 1, 5, 6 and 7, the climbing shoe 1 lastly comprises: a rear sole 11 made of preferably vulcanized rubber, Vibram or other similar elastomeric material, which is fixed by gluing onto the bottom part 4 of shoe-upper 2 at the talus-calcaneus region 4c of the sole of the foot, and is shaped/ structured so as to at least partly cover the talus-calcaneus region 4c of the sole of the foot; and a substantially ribbon-shaped, medial tensioning strip 12 which is made of inextensible material and is fixed by gluing onto the bottom part 4 of shoe-upper 2 so as to extend substantially along the center line L of the sole of the foot, from the area of shoe-upper 2 under the sole 3 up to the area of shoe-upper 2 under rear sole 11, thus following an arched trajectory substantially coincident with the center line L.

[0029] More in detail, the medial tensioning strip 12 is preferably made of plastic or composite material of inextensible type.

[0030] In other words, the rear sole 11 is discrete and spaced apart from the front sole 3, and the medial tensioning strip 12 is glued to the bottom part 4 of shoe-upper 2 underneath the front sole 3 and the rear sole 11, so as to stably connect the area of shoe-upper 2 under the sole 3 to the area of shoe-upper 2 under the rear sole 11 for preventing the extension of shoe-upper 2 and thus hold the foot of the user more firmly within the footwear, with the toes of the foot pressed against toe 7 of shoe-upper 2.

[0031] The medial tensioning strip 12 thus makes a stable connection between the toe and the heel of the foot.

[0032] The medial tensioning strip 12 moreover has a width which is always less than the local width of the bottom part 4 of shoe-upper 2 and extends along the bottom part 4 of shoe-upper 2, from the tarsal-phalangeal region 4a of the sole of the foot to the talus-calcaneus region 4c, passing, in the insole arch region 4b, over the longitudinal appendages 5b of the front tensioning strip 5 and over the two ends of the rear tensioning strip 6.

[0033] In the example shown, in particular, the medial

tensioning strip 12 is preferably made of extruded polypropylene, but it could also be made of NYLON (polyamide), of PEBAX (polyester-amide), of FLEXAN PLUS (composite material made with the multilayer extrusion technique, based on polyester fabrics immersed in a matrix of thermoplastic polymers) and the like.

[0034] With particular reference to figure 5, in the example shown, furthermore, the front end of medial tensioning strip 12 is preferably glued directly onto the bottom part 4 of shoe-upper 2, substantially at the middle of the tarsal-phalangeal region 4a of the sole of the foot, so as to be spaced apart from the tensioning strip 5.

[0035] In other words, the front end of medial tensioning strip 12 is preferably glued directly onto the bottom part 4 of shoe-upper 2, so as to be spaced apart from the front perimeter edge of the tarsal-phalangeal region 4a of the sole of the foot.

[0036] The rear end of medial tensioning strip 12, in turn, is preferably glued directly onto the bottom part 4 of shoe-upper 2, within the perimeter of the talus-calcaneus region 4c, preferably more or less at the talus.

[0037] Lastly, the middle portion of the medial tensioning strip 12 is preferably directly glued onto the longitudinal appendages 5b of front tensioning strip 5 and onto the portions of the two ends of rear tensioning strip 6 that cover the insole arch region 4b.

[0038] With reference to Figures 1, 5, 6 and 7, preferably the rear sole 11 is furthermore shaped/structured so as to prolong/extend also slightly within the insole arch region 4b, so as to overlap also at the two ends 6a of the rear tensioning strip 6.

[0039] Furthermore, in the example shown, the rear sole 11 preferably has a substantially ribbon-shaped structure and is placed and dimensioned so as to only cover a narrow strip of the talus-calcaneus region 4c of the sole of the foot, which is located substantially at the center line L of the sole of the foot.

[0040] In other words, the rear sole 11 is preferably structured to cover solely the middle strip of the talus-calcaneus region 4c of the sole of the foot, preferably while also partly overlapping the protective insert 10.

[0041] With reference to Figures 1, 6 and 7, the rear sole 11 is lastly preferably shaped/designed so as to also extend along the rear part 8 of shoe-upper 2, over the protective insert 10 if present, so as to cover and protect the back of the calcaneum of the foot, preferably up to the height of the tensioning strip 6.

[0042] Operation of climbing shoe 1 is easily inferable from the above description, and therefore does not require further explanations.

[0043] The advantages resulting from the particular structure of shoe 1 are noteworthy. The medial tensioning strip 12 prevents the extension of shoe-upper 2 during climbing, thus assuring a more stable resting of the toe of the foot on the protrusion.

[0044] Furthermore, the removal of the semi-rigid midsole and the arrangement of the front end of the medial tensioning strip 12 more or less at the middle of the tarsal-

phalangeal region 4a of the sole of the foot, far from the end of the toes of the foot, provides the user with increased fit comfort and the capability of more precisely and accurately perceiving the morphology of the foothold on which the toe of the shoe is resting.

[0045] Last but not less important, the extension of the two tensioning strips 5 and 6 up to the insole arch region 4b allows to more effectively embrace the foot of the climber, thus significantly increasing the containment capacity of the footwear, with all the advantages that this involves.

[0046] Lastly, it is clearly evident that modifications and variants may be made to the above-described climbing shoe 1 without however departing from the scope of the present claims.

[0047] For example, the medial tensioning strip 12 may extend within the talus-calcaneus region 4c of the sole of the foot up to reaching the calcaneum.

Claims

1. Climbing shoe (1) comprising a substantially sock-shaped shoe-upper (2) formed so as to completely cover the foot of the user; a front tensioning strip (5) which is made of elastic material, is fixed on the toe (7) of the shoe-upper (2), and is substantially U-shaped so as to cover the toe (7) of the shoe-upper (2) in the area surrounding the tarsal-phalangeal region (4a) of the sole of the foot; a rear tensioning strip (6) which is made of elastic material, is fixed on the rear part (8) of the shoe-upper (2), and is substantially U-shaped so as to cover the rear part (8) of the shoe-upper (2) in the area immediately over the heel and then extend/prolong along the two lateral sides (9) of the shoe-upper (2); and a front sole (3) which is fixed on the bottom part (4) of the shoe-upper (2) so as to cover the tarsal-phalangeal region (4a) of the sole of the foot; the climbing shoe (1) being **characterized by** also comprising a rear sole (11) which is discrete and spaced apart from the front sole (3), and is fixed on the bottom part (4) of the shoe-upper (2) so as to at least partly cover the talus-calcaneus region (4c) of the sole of the foot; and a substantially ribbonlike, medial tensioning strip (12) which is made of inextensible material and is fixed on the bottom part (4) of the shoe-upper (2) so as to extend from the area of the shoe-upper (2) under the front sole (3) up to the area of the shoe-upper (2) under the rear sole (11) following an arched trajectory substantially coincident with the center line (L) of the sole of the foot; wherein the width of the medial tensioning strip (12) is always less than the width of the bottom part (4) of the shoe-upper (2); wherein the two ends of the front tensioning strip (5) are provided with longitudinal appendages (5b) which extend/prolong along the bottom part (4) of the shoe-upper (2), so as to reach

and at least partly cover the insole arch region (4b) while joining each other; wherein the two ends (6a) of the rear tensioning strip (6) extend on the bottom part (4) of the shoe-upper (2), along the insole arch region (4b), so as to at least partly cover the insole arch region (4b); and wherein the medial tensioning strip (12) extends along the bottom part (4) of the shoe-upper (2), from the tarsal-phalangeal region (4a) of the sole of the foot to the talus-calcaneus region (4c), passing over the longitudinal appendages (5a) of the front tensioning strip (5) and the ends (6a) of the rear tensioning strip (6).

2. Climbing shoe according to claim 1, **characterized in that** the front end of the medial tensioning strip (12) is glued onto the bottom part (4) of the shoe-upper (2), substantially at the middle of the tarsal-phalangeal region (4a) of the sole of the foot.
3. Climbing shoe according to claim 1 or 2, **characterized in that** the rear end of the medial tensioning strip (12) is glued onto the bottom part (4) of the shoe-upper (2), within the perimeter of the talus-calcaneus region (4c).
4. Climbing shoe according to any one of the preceding claims, **characterized in that** the medial tensioning strip (12) is made of a plastic or composite material of inextensible type.
5. Climbing shoe according to any one of the preceding claims, **characterized in that** the medial tensioning strip (12) is made of extruded polypropylene or of NYLON or of PEBAX or of FLEXAN PLUS.
6. Climbing shoe according to any one of the preceding claims, **characterized in that** the front tensioning strip (5) additionally extends partly over the bottom part (4) of the shoe-upper (2), underneath the front sole (3).
7. Climbing shoe according to any one of the preceding claims, **characterized in that** the rear tensioning strip (6) extends along the two lateral sides (9) of the shoe-upper (2) up to reach and join the two ends of the front tensioning strip (5).
8. Climbing shoe according to any one of the preceding claims, **characterized in that** the longitudinal appendages (5b) of the front tensioning strip (5) join the ends (6a) of the rear tensioning strip (6) at the insole arch region (4b).
9. Climbing shoe according to any one of the preceding claims, **characterized in that** the medial tensioning strip (12) is glued over the longitudinal appendages (5b) of the front tensioning strip (5) and/or the ends (6a) of the rear tensioning strip (6).

10. Climbing shoe according to any one of the preceding claims, **characterized in that** the rear sole (11) is shaped/ designed so as to also extend on the rear part (8) of the shoe-upper (2), so as to cover and protect the back of the calcaneum of the foot.
11. Climbing shoe according to any one of the preceding claims, **characterized in that** said front tensioning strip (5) and said rear tensioning strip (6) are pre-tensioned.

Patentansprüche

1. Kletterschuh (1), umfassend einen im Wesentlichen sockenförmigen Oberschuh (2), der so geformt ist, dass er den Fuß des Benutzers vollständig bedeckt; ein vorderes Spannband (5), welches aus elastischem Material hergestellt ist, an der Spitze (7) des Oberschuhs (2) befestigt ist und im Wesentlichen U-förmig ist, um die Spitze (7) des Oberschuhs (2) in dem Bereich zu bedecken, der den tarsus-phalangealen Abschnitt (4a) des Fußes umgibt; ein hinteres Spannband (6), welches aus elastischem Material hergestellt ist, an dem hinteren Teil (8) des Oberschuhs (2) befestigt ist und im Wesentlichen U-förmig ist, um den hinteren Teil (8) des Oberschuhs (2) in dem Bereich zu bedecken, der unmittelbar über der Ferse und sich dann entlang der beiden seitlichen Seiten (9) des Oberschuhs (2) erstreckt/verlängert; und eine vordere Sohle (3), welche an dem Boden (4) des Oberschuhs (2) so befestigt ist, dass sie den tarsus-phalangealen Abschnitt (4a) der Fußsohle bedeckt; wobei der Kletterschuh (1) **dadurch gekennzeichnet ist, dass** er auch eine hintere Sohle (11) umfasst, welche von der vorderen Sohle (3) getrennt und beabstandet ist und an dem Boden (4) des Oberschuhs (2) befestigt ist, um den talus-calcaneus Abschnitt (4c) der Fußsohle zumindest teilweise zu bedecken; und ein im Wesentlichen bandförmiges, mediales Spannband (12), welches aus nicht dehnbarem Material hergestellt ist und an dem Boden (4) des Oberschuhs (2) so befestigt ist, dass es sich von dem Bereich des Oberschuhs (2) unter der vorderen Sohle (3) bis zu dem Bereich des Oberschuhs (2) unter der hinteren Sohle (11) erstreckt, wobei es einer bogenförmigen Bahn folgt, die im Wesentlichen mit der Mittellinie (L) der Fußsohle übereinstimmt; wobei die Breite des medialen Spannbandes (12) stets geringer ist als die Breite des Bodens (4) des Oberschuhs (2); wobei die beiden Enden des vorderen Spannbandes (5) mit länglichen Anhängseln (5b) versehen sind, welche sich entlang des Bodens (4) des Oberschuhs (2) erstrecken/verlängern, um den Sohlenbogenbereich (4b) zu erreichen und zumindest teilweise zu bedecken, während sie sich miteinander verbinden; wobei die beiden Enden (6a)

- dans laquelle les deux extrémités de la bande de tension avant (5) sont munies d'appendices longitudinaux (5b) qui s'étendent/se prolongent le long de la partie de dessous (4) de la tige de chaussure (2), de façon à atteindre et couvrir au moins en partie la région de voûte de semelle intérieure (4b) tout en se rejoignant l'un l'autre ; dans laquelle les deux extrémités (6a) de la bande de tension arrière (6) s'étendent sur la partie de dessous (4) de la tige de chaussure (2), le long de la région de voûte de semelle intérieure (4b), de façon à couvrir au moins en partie la région de voûte de semelle intérieure (4b) ; et dans laquelle la bande de tension médiane (12) s'étend le long de la partie de dessous (4) de la tige de chaussure (2), de la région tarso-phalangienne (4a) de la plante du pied à la région d'astragale-calcanéum (4c), en passant au-dessus des appendices longitudinaux (5a) de la bande de tension avant (5) et des extrémités (6a) de la bande de tension arrière (6).
2. Chaussure d'escalade selon la revendication 1, **caractérisée en ce que** l'extrémité avant de la bande de tension médiane (12) est collée sur la partie de dessous (4) de la tige de chaussure (2), sensiblement au milieu de la région tarso-phalangienne (4a) de la plante du pied.
 3. Chaussure d'escalade selon la revendication 1 ou 2, **caractérisée en ce que** l'extrémité arrière de la bande de tension médiane (12) est collée sur la partie de dessous (4) de la tige de chaussure (2), au sein du périmètre de la région d'astragale-calcanéum (4c).
 4. Chaussure d'escalade selon l'une quelconque des revendications précédentes, **caractérisée en ce que** la bande de tension médiane (12) est constituée d'un matériau plastique ou composite de type non extensible.
 5. Chaussure d'escalade selon l'une quelconque des revendications précédentes, **caractérisée en ce que** la bande de tension médiane (12) est constituée de polypropylène extrudé ou de NYLON ou de PE-BAX ou de FLEXAN PLUS.
 6. Chaussure d'escalade selon l'une quelconque des revendications précédentes, **caractérisée en ce que** la bande de tension avant (5) s'étend de surcroît en partie au-dessus de la partie de dessous (4) de la tige de chaussure (2), en dessous de la semelle avant (3).
 7. Chaussure d'escalade selon l'une quelconque des revendications précédentes, **caractérisée en ce que** la bande de tension arrière (6) s'étend le long des deux côtés latéraux (9) de la tige de chaussure (2) jusqu'à atteindre et rejoindre les deux extrémités de la bande de tension avant (5).
 8. Chaussure d'escalade selon l'une quelconque des revendications précédentes, **caractérisée en ce que** les appendices longitudinaux (5b) de la bande de tension avant (5) rejoignent les extrémités (6a) de la bande de tension arrière (6) au niveau de la région de voûte de semelle intérieure (4b).
 9. Chaussure d'escalade selon l'une quelconque des revendications précédentes, **caractérisée en ce que** la bande de tension médiane (12) est collée au-dessus des appendices longitudinaux (5b) de la bande de tension avant (5) et/ou des extrémités (6a) de la bande de tension arrière (6).
 10. Chaussure d'escalade selon l'une quelconque des revendications précédentes, **caractérisée en ce que** la semelle arrière (11) est mise en forme/conçue de façon à s'étendre également sur la partie arrière (8) de la tige de chaussure (2), de façon à couvrir et protéger l'arrière du calcanéum du pied.
 11. Chaussure d'escalade selon l'une quelconque des revendications précédentes, **caractérisée en ce que** ladite bande de tension avant (5) et ladite bande de tension arrière (6) sont mises en prétension.

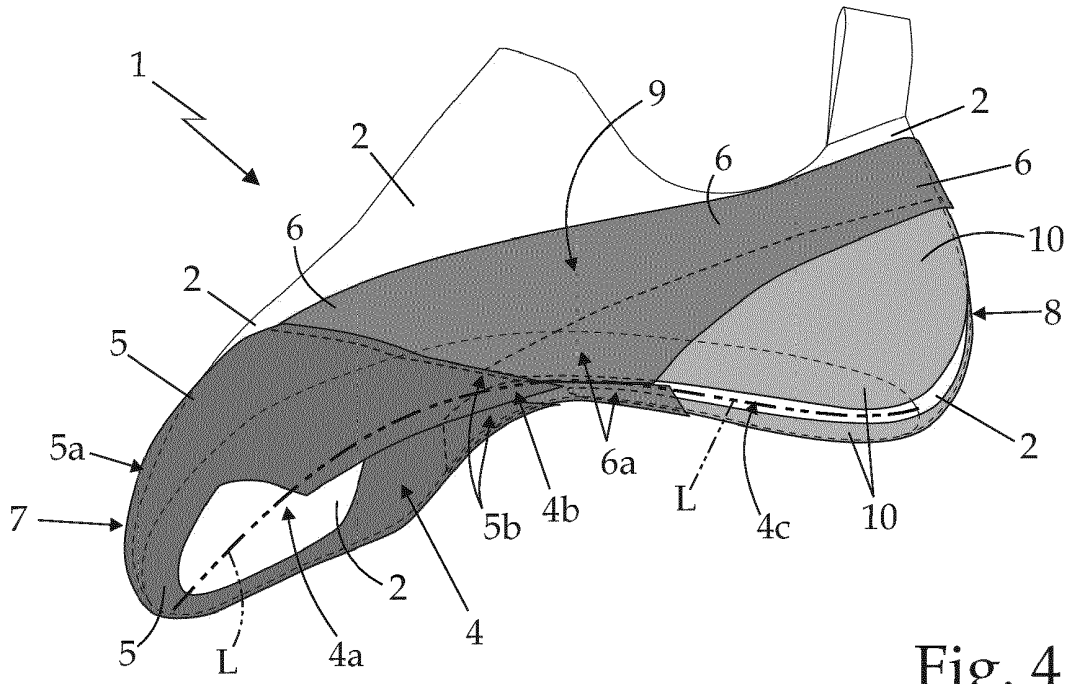


Fig. 4

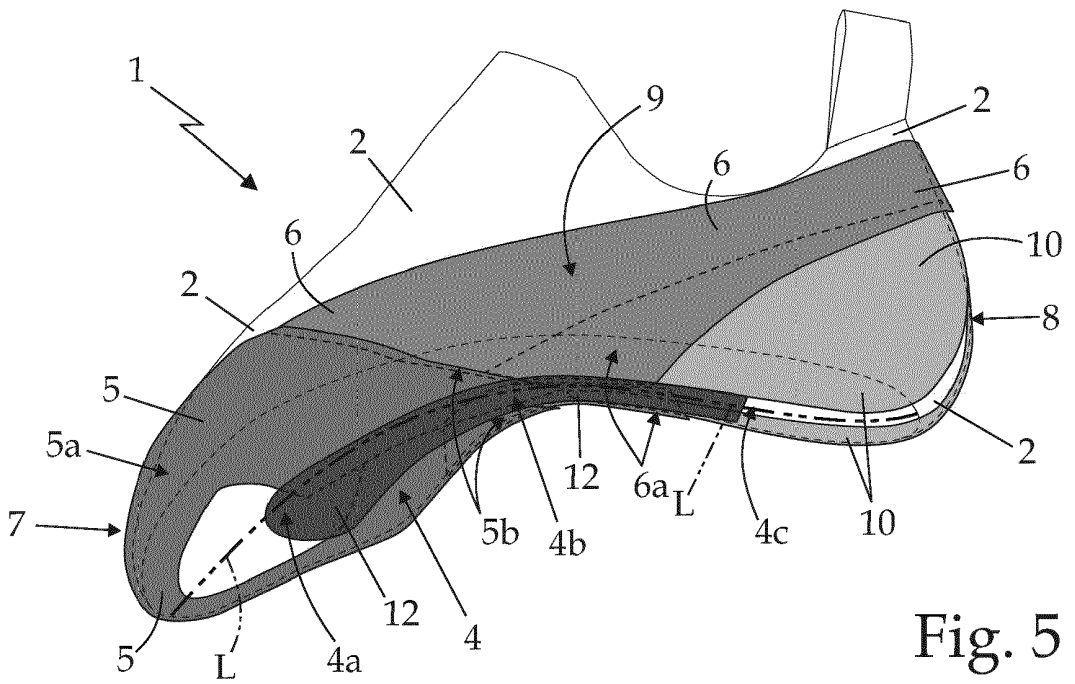


Fig. 5

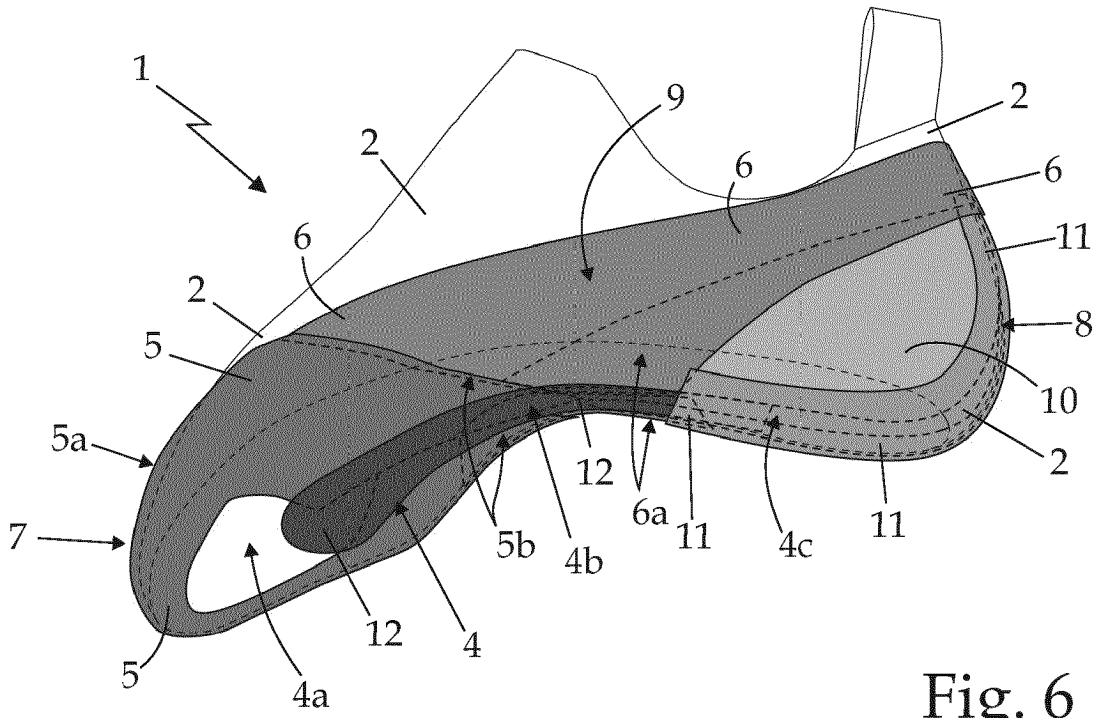


Fig. 6

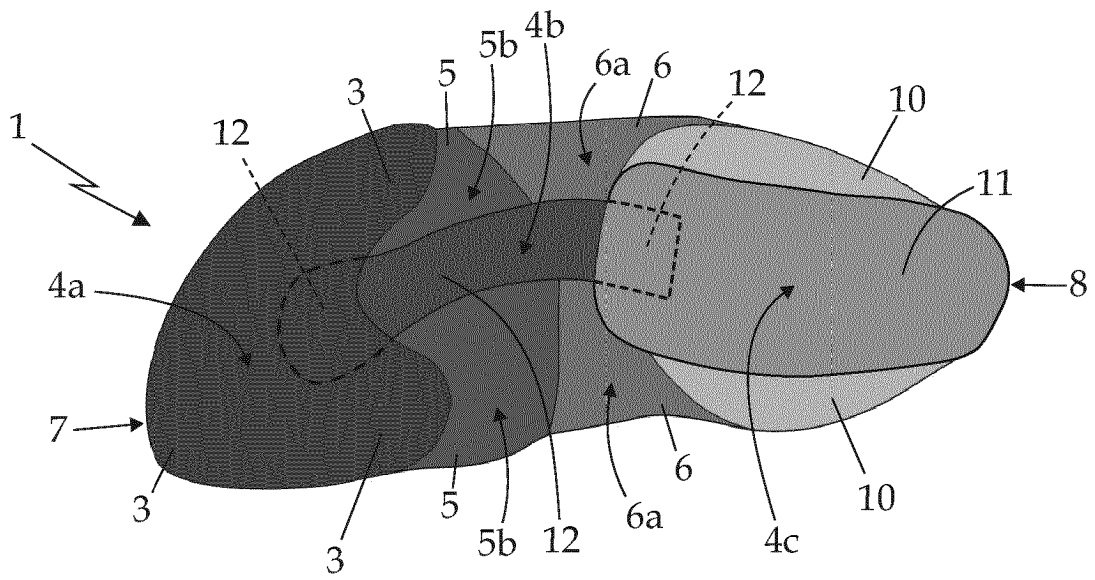


Fig. 7

REFERENCES CITED IN THE DESCRIPTION

This list of references cited by the applicant is for the reader's convenience only. It does not form part of the European patent document. Even though great care has been taken in compiling the references, errors or omissions cannot be excluded and the EPO disclaims all liability in this regard.

Patent documents cited in the description

- EP 1880622 A [0005]
- EP 2274994 A [0006]