



US00D341698S

United States Patent [19]

[11] Patent Number: **Des. 341,698**

Hudson

[45] Date of Patent: **** Nov. 30, 1993**

[54] **HEEL GUARD**

D. 300,780 4/1989 Walls D2/277
3,068,593 12/1962 O'Donnell 36/72 R

[76] Inventor: **Johnnie Hudson, 257 S. Burnet St.,
2nd Flr., East Orange, N.J. 07017**

Primary Examiner—Louis S. Zarfaz
Attorney, Agent, or Firm—R. Martin Oliveras

[**] Term: **14 Years**

[57] **CLAIM**

[21] Appl. No.: **514,351**

The ornamental design for a heel guard, as shown and described.

[22] Filed: **Jul. 23, 1990**

[52] U.S. Cl. **D2/915**

[58] Field of Search D2/264, 265, 271, 272,
D2/277, 314; 36/70 R, 71.5, 72 R, 72 B, 73, 132

DESCRIPTION

[56] **References Cited**

U.S. PATENT DOCUMENTS

- D. 56,034 8/1920 Snyder D2/277
- D. 242,090 11/1976 Wilson D2/277
- D. 272,104 1/1984 Campbell D2/277

FIG. 1 is a top perspective view of the heel guard showing my new design;

FIG. 2 is a front elevational view thereof;

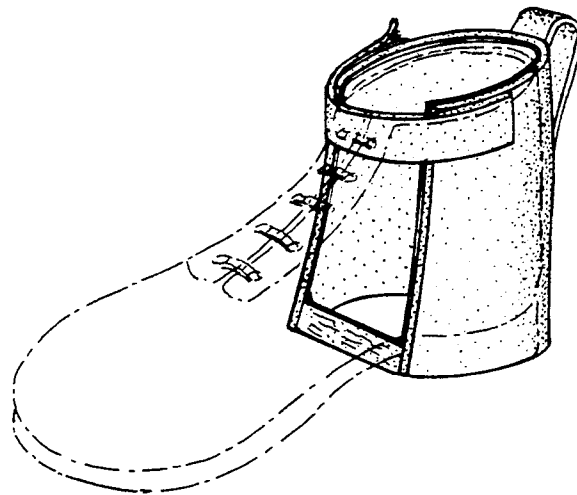
FIG. 3 is a rear elevational view thereof;

FIG. 4 is a side elevational view thereof;

FIG. 5 is another side elevational view thereof;

FIG. 6 is a bottom plan view thereof; and,

FIG. 7 is a top plan view thereof.



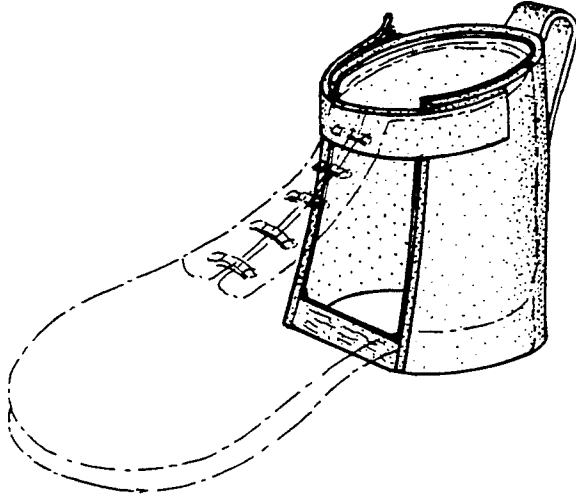


FIG. 1




FIG. 2

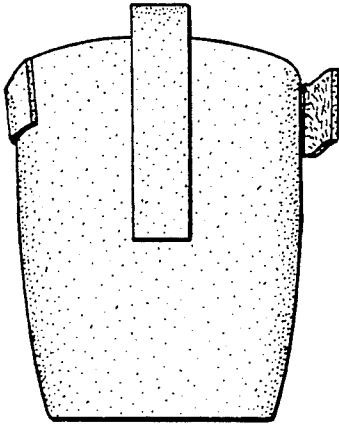


FIG. 3

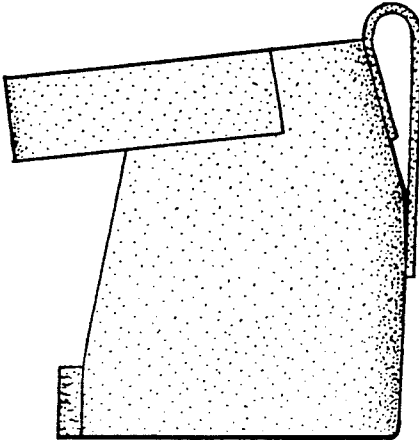


FIG. 4

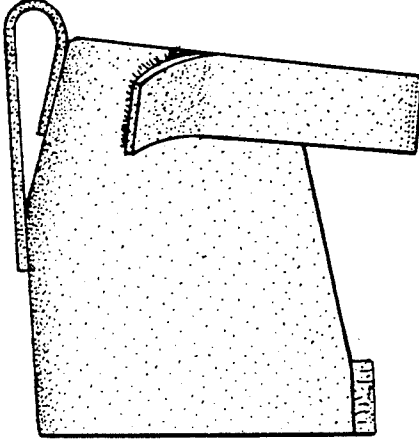


FIG. 5

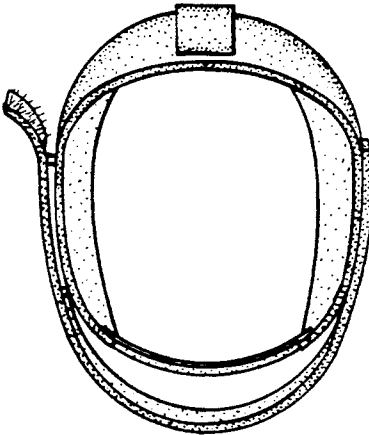


FIG. 6

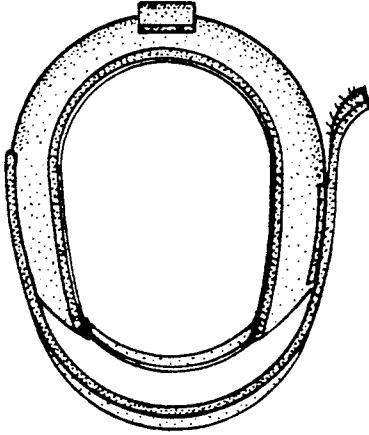


FIG. 7