



US00D763830S

(12) **United States Design Patent**
Jones et al.

(10) **Patent No.:** **US D763,830 S**

(45) **Date of Patent:** **** Aug. 16, 2016**

- (54) **REMOTE CONTROL**
- (71) Applicant: **Google Inc.**, Mountain View, CA (US)
- (72) Inventors: **Christopher Jones**, San Francisco, CA (US); **Jonathan Rowell**, New York, NY (US)
- (73) Assignee: **GOOGLE INC.**, Mountain View, CA (US)
- (**) Term: **14 Years**
- (21) Appl. No.: **29/516,247**
- (22) Filed: **Jan. 30, 2015**
- (51) **LOC (10) Cl.** **14-03**
- (52) **U.S. Cl.**
USPC **D14/218**
- (58) **Field of Classification Search**
USPC D14/137, 174, 217-218, 240, 247,
D14/388-390, 396, 511; D21/516;
D13/162-164, 168; 715/738; 434/350;
600/323; 348/211.99, 14.05, 114, 734;
341/175-176; 455/575.1
CPC G08C 23/04; G08C 19/12; H04N 5/44;
H04L 17/02
See application file for complete search history.

D633,478 S *	3/2011	Bolton	D14/218
D646,280 S *	10/2011	Yano	D14/188
D647,510 S *	10/2011	Maier	D14/218
D649,138 S *	11/2011	Akana	D13/168
D661,690 S *	6/2012	Weitgasser	D14/218
D664,946 S *	8/2012	Morris	D14/218
D682,254 S *	5/2013	Hong	D14/218
D695,272 S *	12/2013	Hansen	D14/218
D703,186 S *	4/2014	Zaslavsky	D14/218
D704,167 S *	5/2014	Akana	D14/218
D705,755 S *	5/2014	Zaslavsky	D14/218
D714,762 S *	10/2014	O'Neil	D14/218
D724,058 S *	3/2015	Chandel	D14/218
D728,529 S *	5/2015	Seflic	D14/218
D742,857 S *	11/2015	Andresen	D14/218
D743,944 S *	11/2015	Karman	D14/218

* cited by examiner

Primary Examiner — Ralf Seifert
(74) *Attorney, Agent, or Firm* — Morris & Kamlay LLP

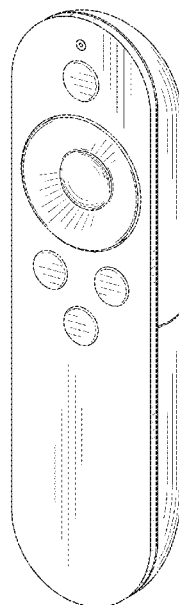
(57) **CLAIM**
The ornamental design for a remote control, as shown.

DESCRIPTION

FIG. 1 is a perspective view of a remote control according to our design;
FIG. 2 is a front view thereof;
FIG. 3 is a rear view thereof;
FIG. 4 a left view thereof;
FIG. 5 is a right view thereof;
FIG. 6 is a top view thereof;
FIG. 7 is bottom view thereof;
FIG. 8 is an elevation view of the back and side thereof; and,
FIG. 9 is an elevation view of the back and side thereof, with a battery compartment cover removed from the body of the remote control.

1 Claim, 5 Drawing Sheets

- (56) **References Cited**
U.S. PATENT DOCUMENTS
D559,196 S * 1/2008 Laurent D13/162
D605,180 S * 12/2009 Rudolph D14/218
D614,604 S * 4/2010 Hoehn D14/218
D621,371 S * 8/2010 Sheppard D13/168
D622,685 S * 8/2010 Garra D14/137
D631,851 S * 2/2011 Smith D13/168



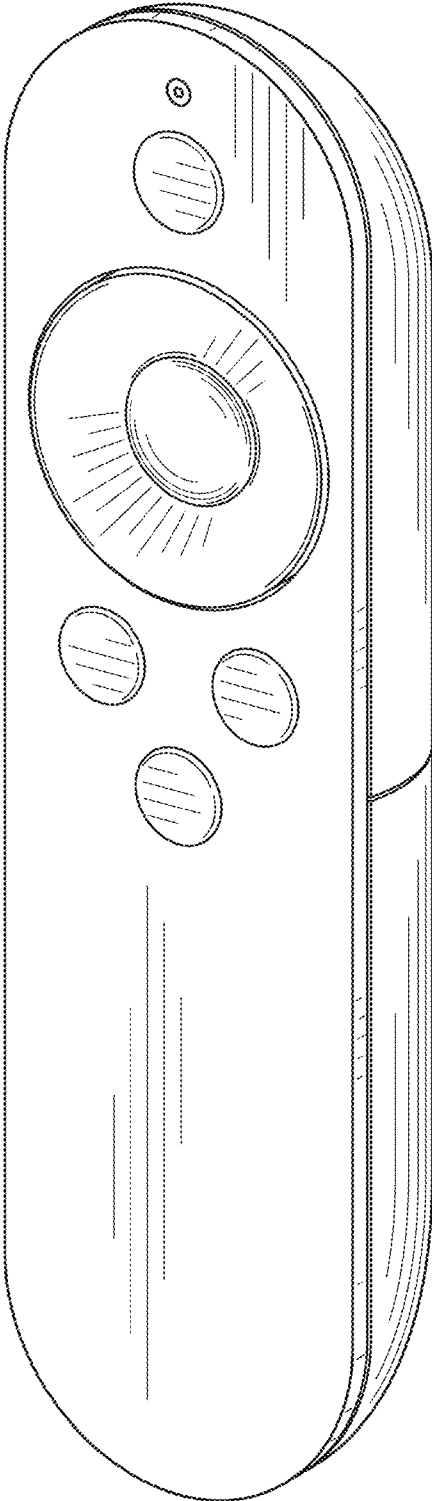


FIG. 1

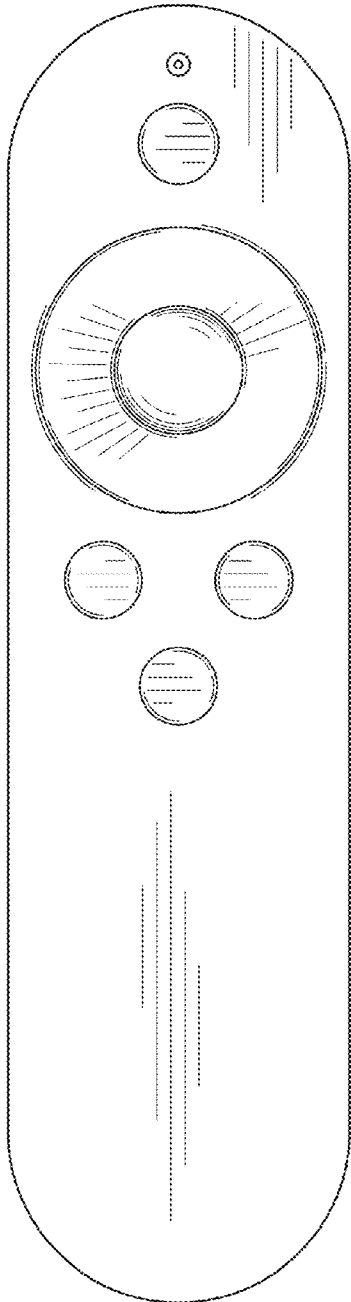


FIG. 2




FIG. 3

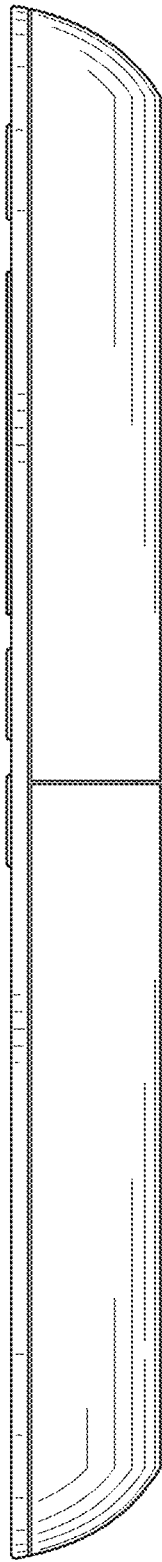


FIG. 4

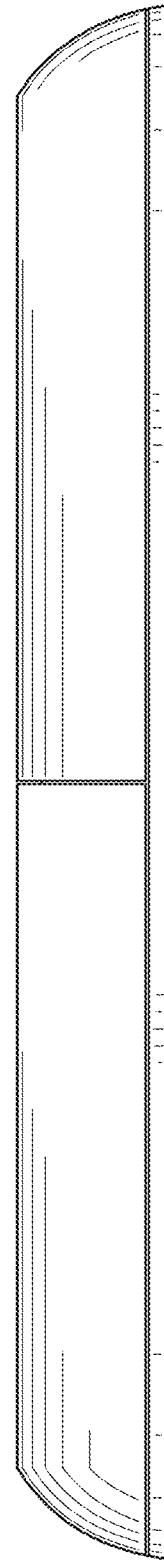


FIG. 5




FIG. 6




FIG. 7

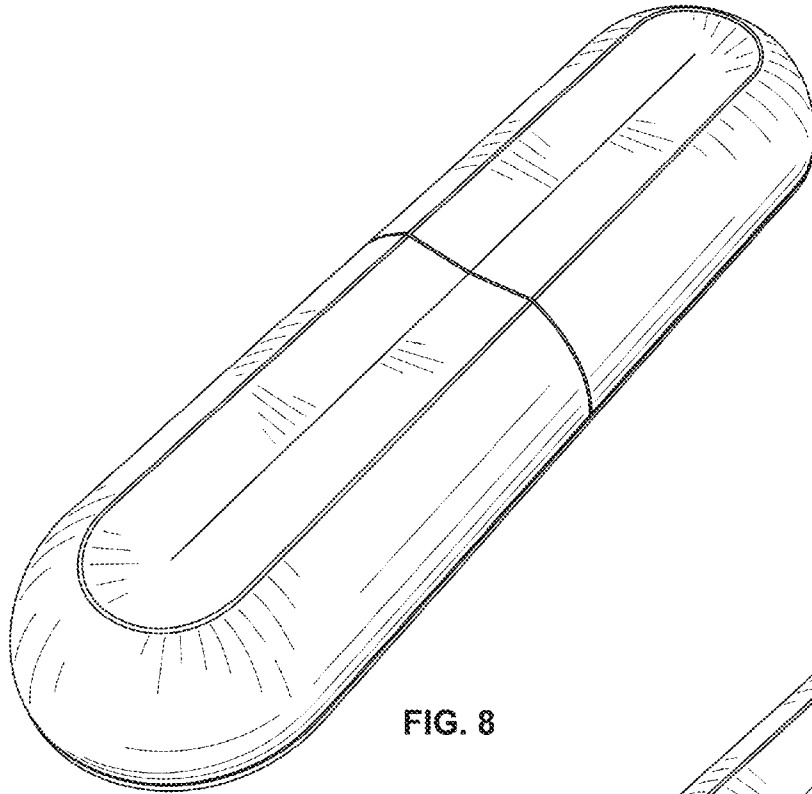


FIG. 8

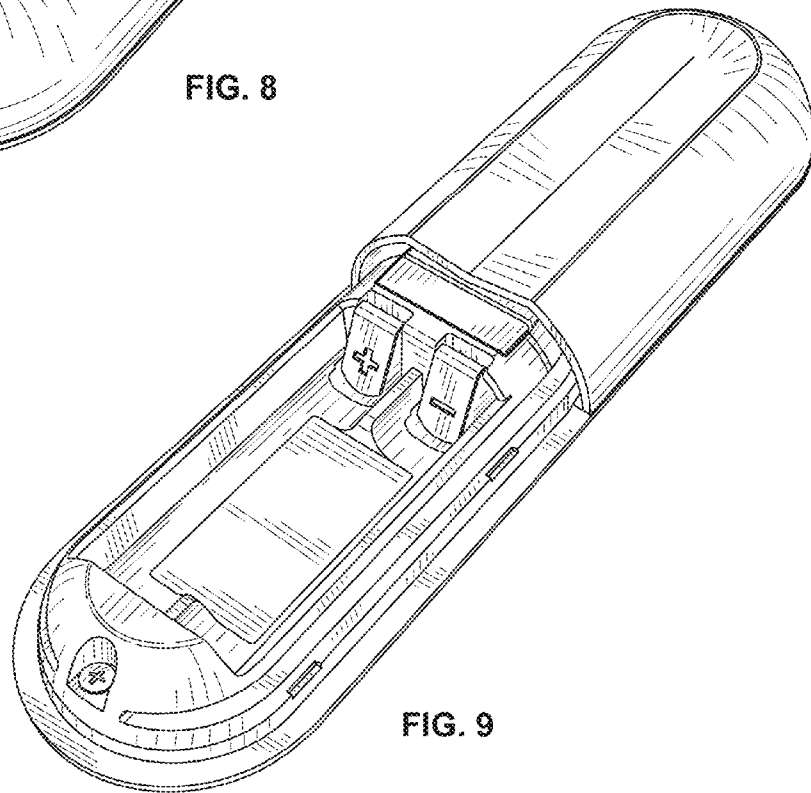


FIG. 9