



US00D735948S

(12) **United States Design Patent Law**

(10) **Patent No.:** **US D735,948 S**

(45) **Date of Patent:** **\*\* Aug. 4, 2015**

(54) **GLOVE WITH CUFF CLOAKING MEMBER**

(71) Applicant: **Under Armour, Inc.**, Baltimore, MD (US)

(72) Inventor: **Jarred Law**, Silver Spring, MD (US)

(73) Assignee: **Under Armour, Inc.**, Baltimore, MD (US)

(\*\*) Term: **14 Years**

(21) Appl. No.: **29/473,472**

(22) Filed: **Nov. 22, 2013**

(51) **LOC (10) Cl.** ..... **02-06**

(52) **U.S. Cl.**  
USPC ..... **D29/117.1**

(58) **Field of Classification Search**

USPC ..... D2/610, 616, 617, 618, 619; D29/113, D29/114, 115, 116.2, 117.1, 123; 2/16, 17, 2/19, 21, 159, 160, 161.1, 161.2, 161.3, 2/161.6, 161.7, 162, 163, 167, 168  
CPC ... A41D 13/08; A41D 19/00; A41D 19/0044; A41D 19/0062; A41D 19/0082  
See application file for complete search history.

(56) **References Cited**

**U.S. PATENT DOCUMENTS**

|           |     |         |                |       |         |
|-----------|-----|---------|----------------|-------|---------|
| 421,993   | A * | 2/1890  | Urwick         | ..... | 2/162   |
| 456,035   | A * | 7/1891  | Hooper et al.  | ..... | 2/162   |
| 781,298   | A * | 1/1905  | Phillips       | ..... | 2/169   |
| D112,583  | S * | 12/1938 | Blum           | ..... | D2/617  |
| 2,596,349 | A * | 5/1952  | Thurlow et al. | ..... | 2/169   |
| 3,600,715 | A * | 8/1971  | Perrella       | ..... | 2/162   |
| 4,095,292 | A * | 6/1978  | Klein          | ..... | 2/161.2 |
| 4,122,554 | A * | 10/1978 | Stager         | ..... | 2/164   |
| 4,733,412 | A * | 3/1988  | Campbell       | ..... | 2/161.1 |
| 4,847,918 | A * | 7/1989  | Sturm          | ..... | 2/161.6 |

|              |      |         |                  |       |           |
|--------------|------|---------|------------------|-------|-----------|
| 5,317,759    | A *  | 6/1994  | Pierce           | ..... | 2/161.7   |
| 5,604,931    | A *  | 2/1997  | Rhoades          | ..... | 2/16      |
| 6,449,771    | B2 * | 9/2002  | Thompson         | ..... | 2/159     |
| 7,114,192    | B1 * | 10/2006 | Prouty           | ..... | 2/161.6   |
| D699,398     | S *  | 2/2014  | Komlos           | ..... | D29/117.1 |
| 2003/0205847 | A1 * | 11/2003 | Warneke et al.   | ..... | 264/308   |
| 2004/0255362 | A1 * | 12/2004 | Soerens et al.   | ..... | 2/161.7   |
| 2006/0212991 | A1 * | 9/2006  | Noreen           | ..... | 2/161.7   |
| 2006/0218697 | A1 * | 10/2006 | Modha et al.     | ..... | 2/161.7   |
| 2014/0208481 | A1 * | 7/2014  | Champagne et al. | ..... | 2/161.7   |

\* cited by examiner

*Primary Examiner* — Karen E. Eldridge Powers

*Assistant Examiner* — Jasmine Mlinarcik

(57) **CLAIM**

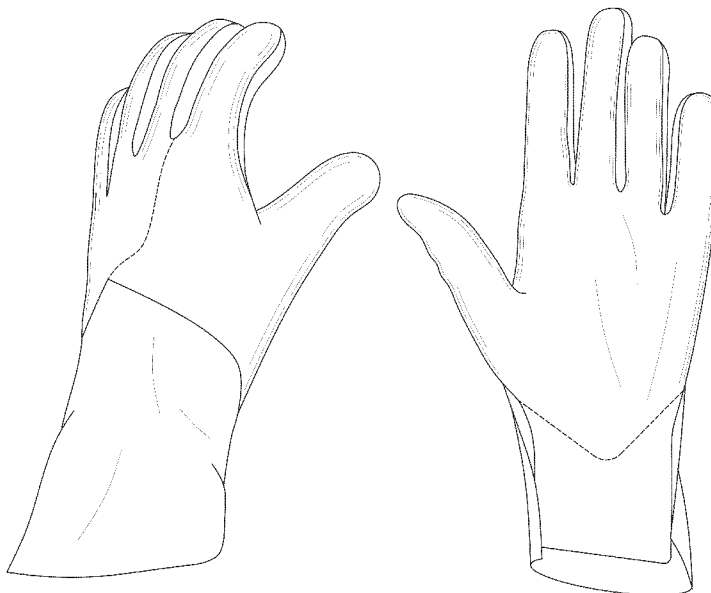
The ornamental design for a glove with cuff cloaking member, as shown and described.

**DESCRIPTION**

FIG. 1 is a perspective view of a glove with cuff cloaking member showing my new design;  
FIG. 2 is a front view in elevation thereof;  
FIG. 3 is a rear view in elevation thereof;  
FIG. 4 is a left side view in elevation thereof;  
FIG. 5 is a right side view in elevation thereof;  
FIG. 6 is a top plan view thereof;  
FIG. 7 is a bottom plan view thereof; and,  
FIG. 8 is a perspective view of the glove with cuff cloaking member showing my new design, the glove being configured for the hand opposite that shown in FIG. 1.

The broken line illustration of environmental structure in the drawings is not part of the claimed design. Additionally, the broken-line oval in FIG. 7, which defines the bounds of the claimed design, forms no part thereof. Each additional view of the glove with cuff cloaking member shown in FIG. 8—front, rear, left, right, top, bottom—is a mirror image of its corresponding view and, accordingly, is not illustrated.

**1 Claim, 7 Drawing Sheets**



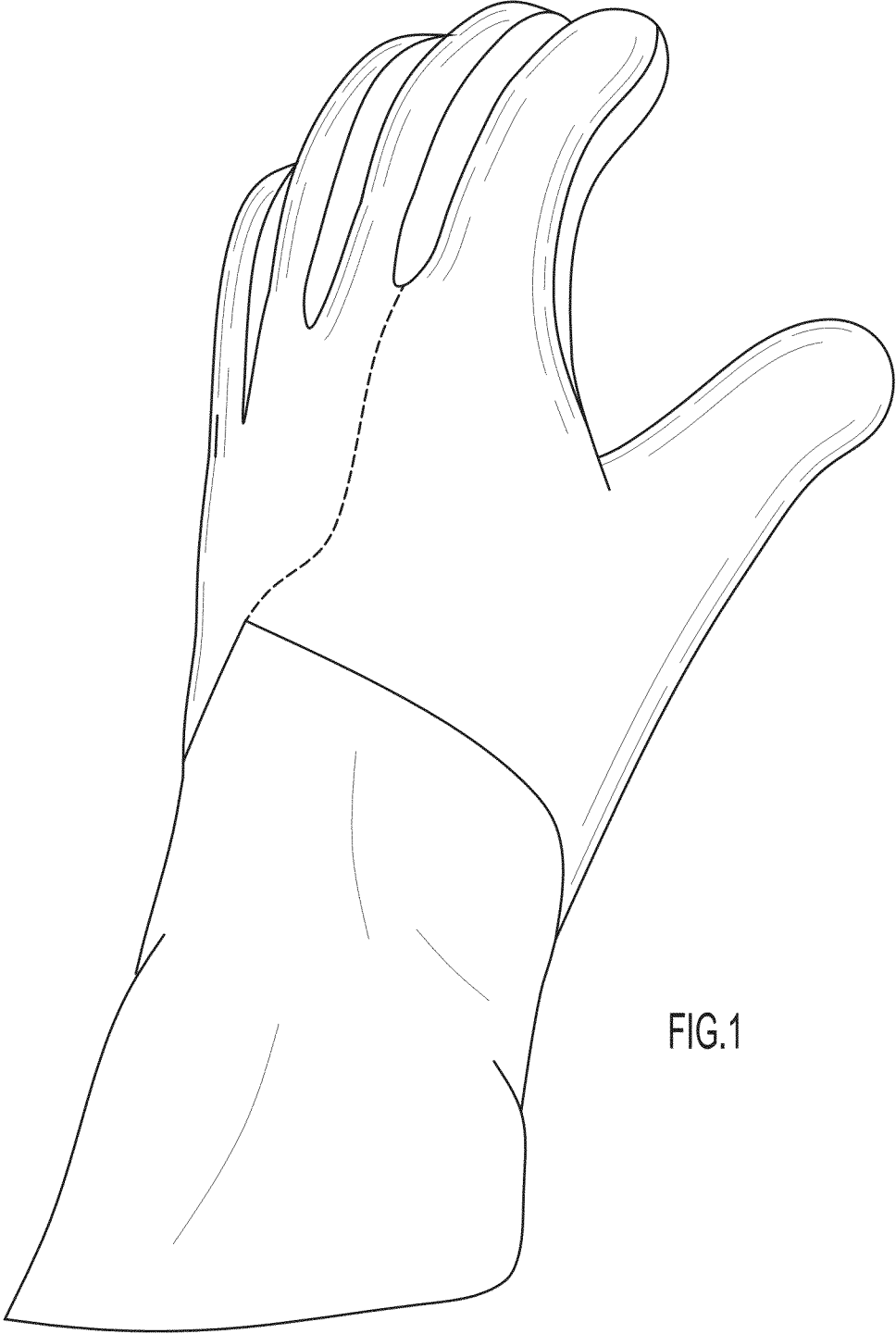


FIG.1

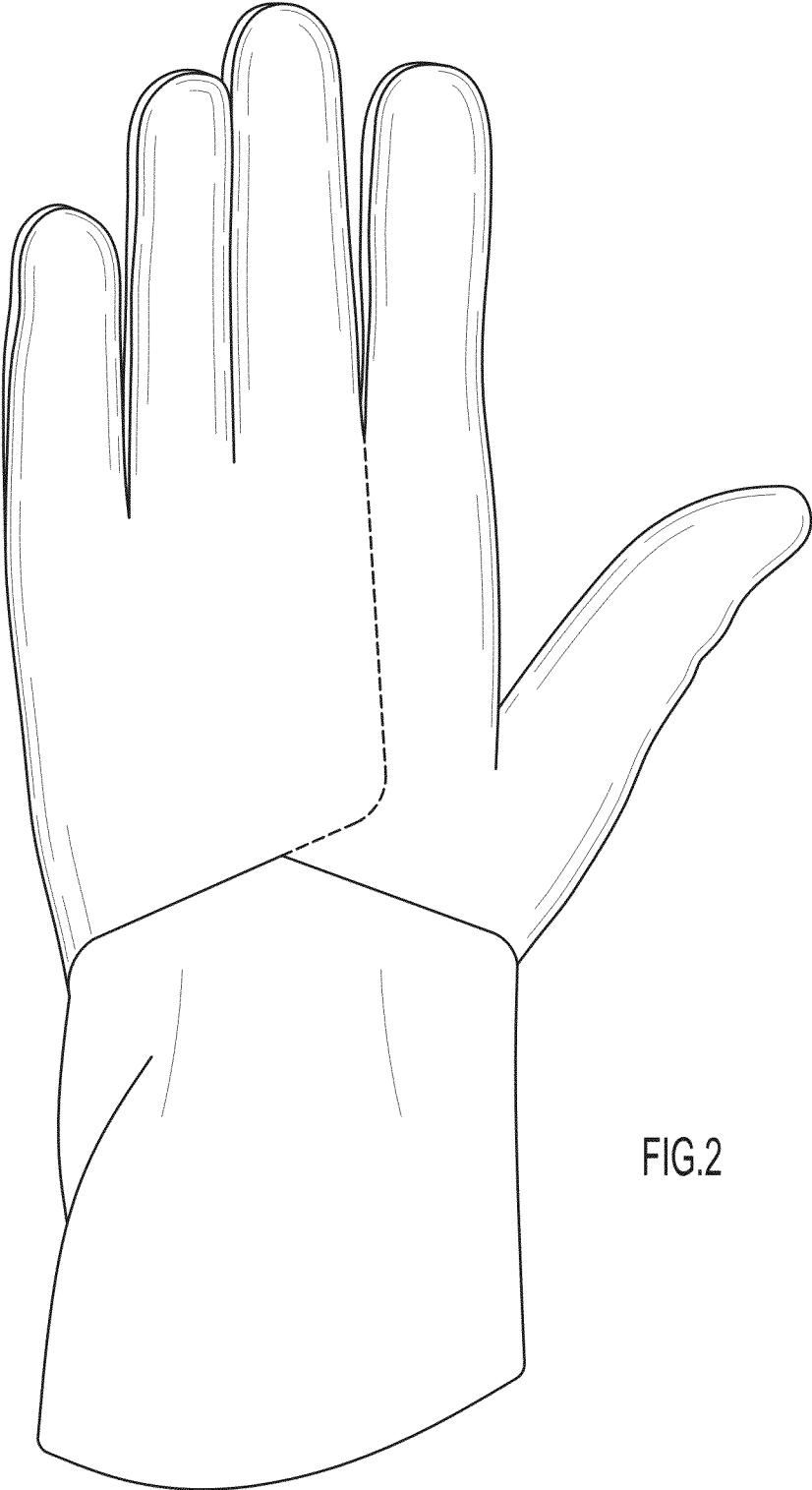


FIG. 2

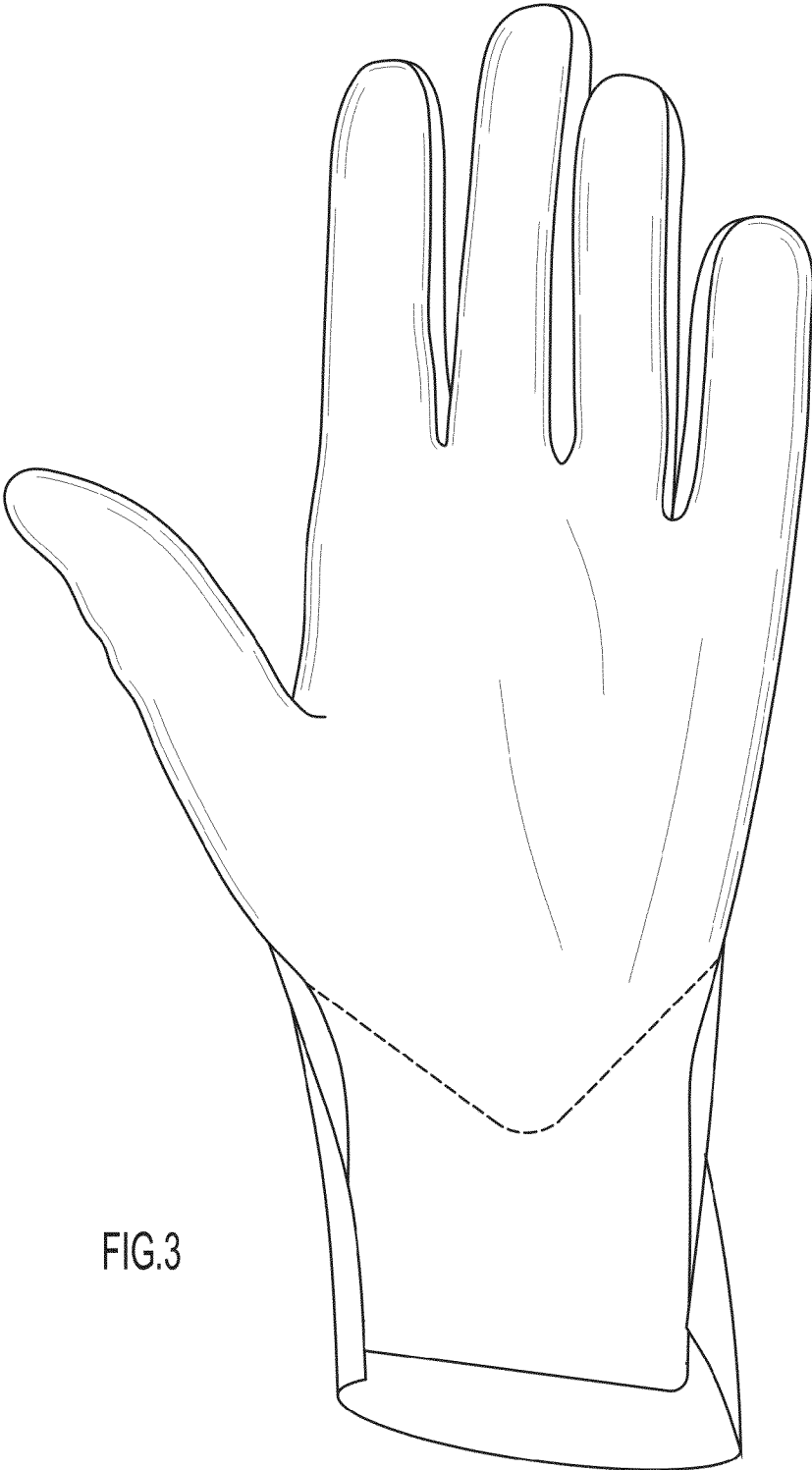


FIG.3



FIG.4



FIG.5

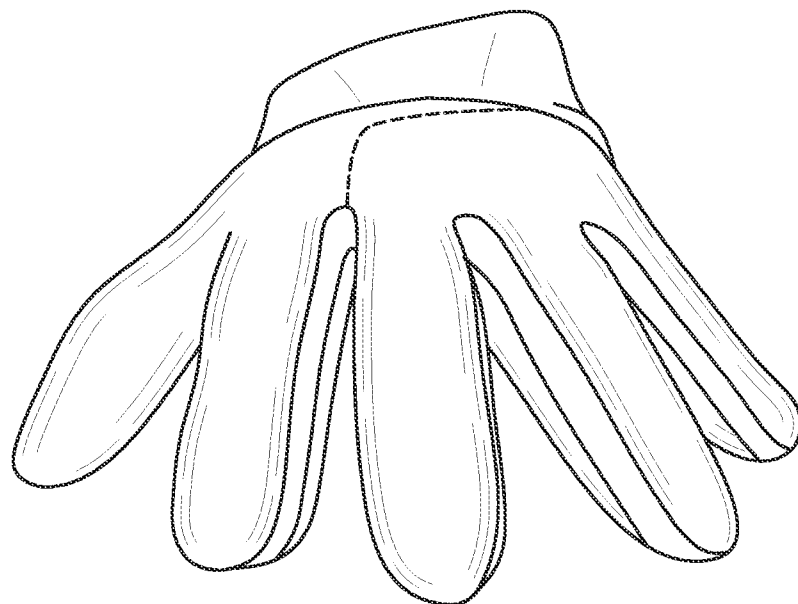


FIG.6




FIG.7

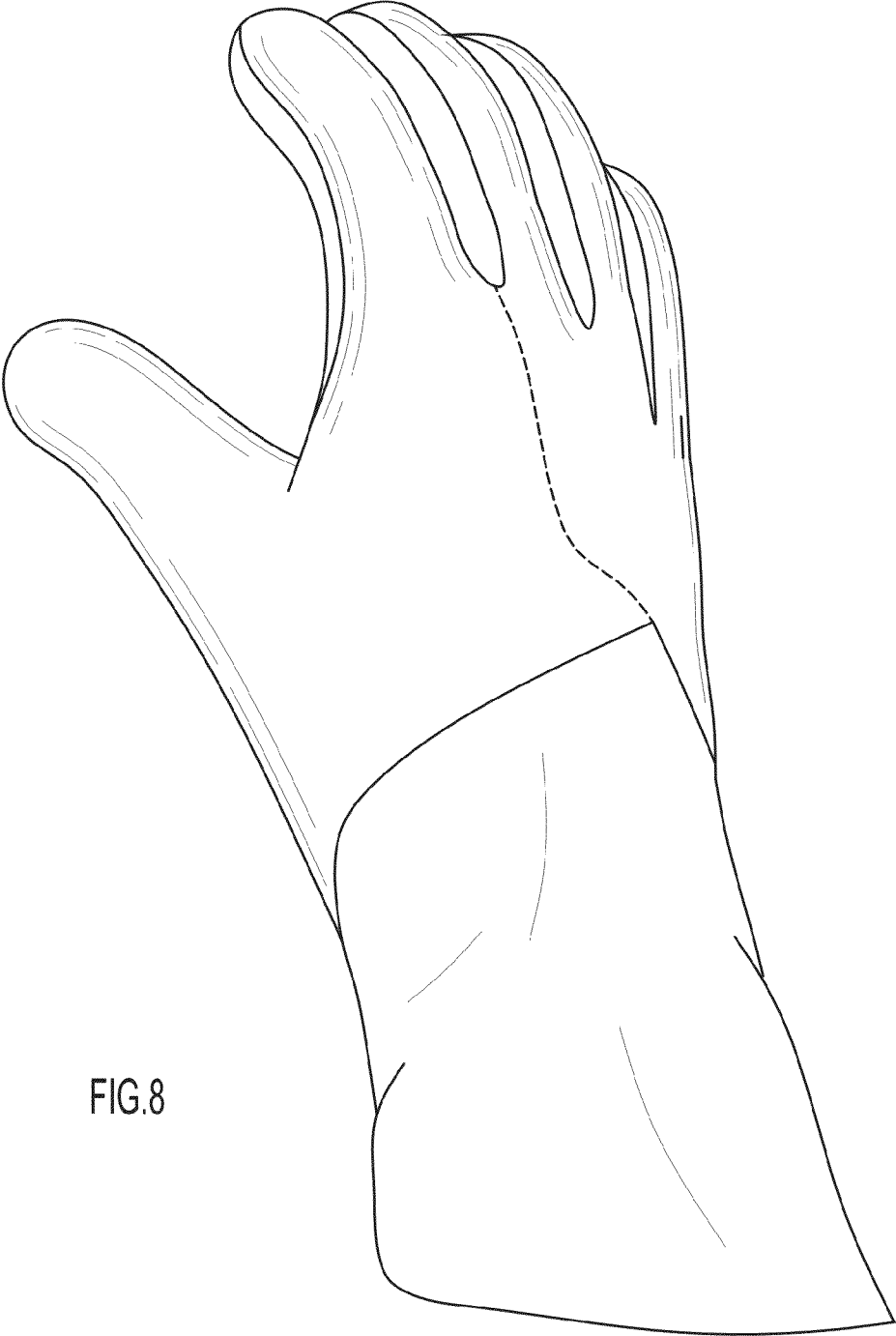


FIG. 8