

[54] **COMBINED REFLECTOR AND
ARM-SUPPORTED BEAM, USEFUL FOR
SOLAR BUILDING AND THE LIKE**

[75] Inventor: **Irwin R. Barr**, Lutherville, Md.

[73] Assignee: **AAI Corporation**, Cockeysville, Md.

[**] Term: **14 Years**

[21] Appl. No.: **562,760**

[22] Filed: **Mar. 27, 1975**

[51] Int. Cl.² **D25-02**

[52] U.S. Cl. **D25/56**

[58] Field of Search **D13/1 L, 1 A, 1 B, 1 E;
52/63, 80, 82; 126/270 R, 270 G, 270 H, 271;
165/48**

[56]

References Cited

U.S. PATENT DOCUMENTS

3,469,902	9/1969	Mertz	126/270 H
3,915,147	10/1975	Rineer	126/271

OTHER PUBLICATIONS

National Geographic, Mar. 1976, p. 384.

Primary Examiner—A. Hugo Word
Attorney, Agent, or Firm—Reginald F. Pippin, Jr.

[57]

CLAIM

The ornamental design for a combined reflector and arm-supported beam, useful for solar building and the like, substantially as shown.

DESCRIPTION

FIG. 1 is a view in perspective of a combined reflector and arm-supported beam, useful for solar building and the like arrangement according to my invention, and representing a view of what may form the front/side, or rear/side, or vice versa, of such arrangement, but which for ease of description will be designated as a front/side view.

FIG. 2 is a front elevation view of the reflector and arm-supported beam arrangement of FIG. 1, according to the illustrative convention adopted for FIG. 1.

FIG. 3 is a plan view of the reflector and arm-supported beam arrangement of FIG. 1.

FIG. 4 is a side elevation view of the reflector and arm-supported beam arrangement of FIG. 1.

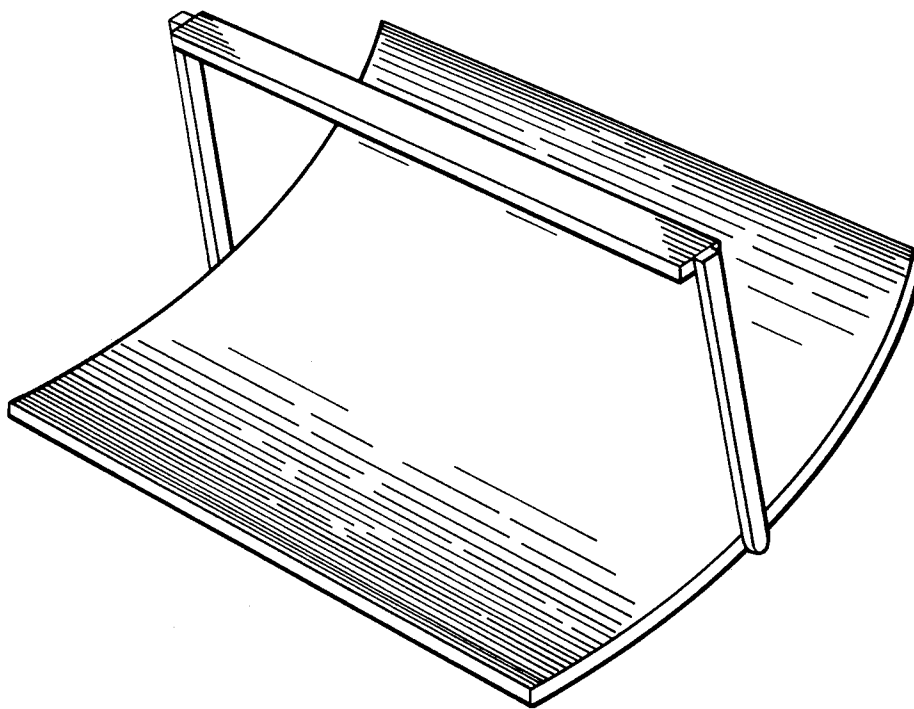


FIG. 1

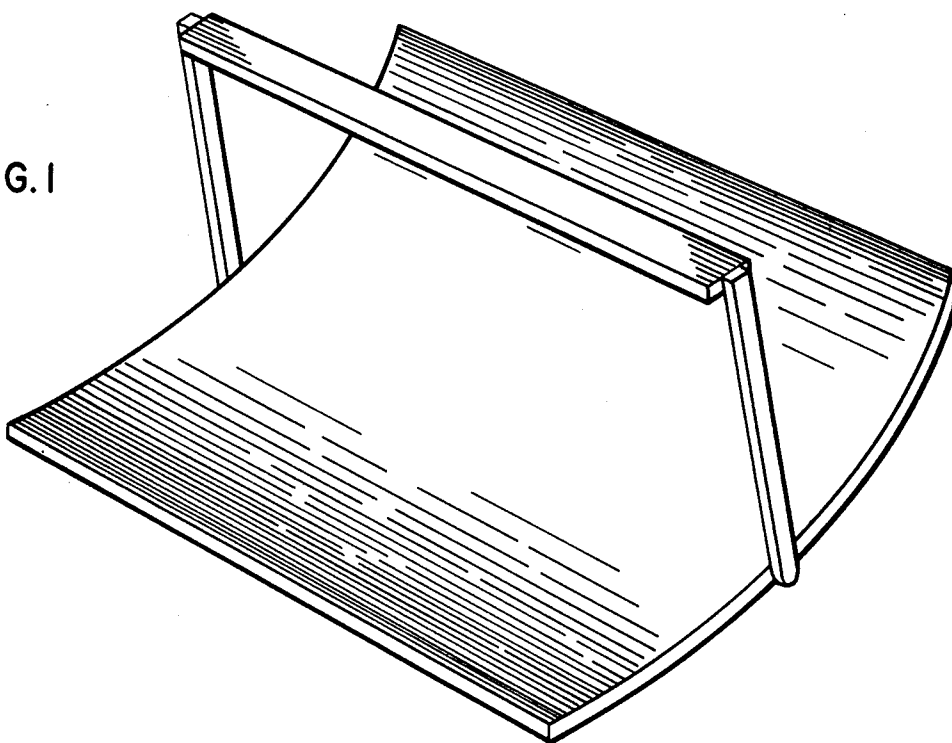


FIG. 2




FIG. 3

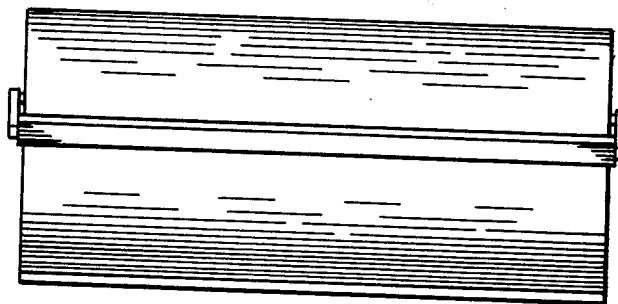


FIG. 4

