

CORRECTED VERSION

(19) World Intellectual Property Organization
International Bureau(43) International Publication Date
26 January 2012 (26.01.2012)

PCT

(10) International Publication Number
WO 2012/012307 A9

(51) International Patent Classification:

C07D 213/74 (2006.01) C07D 285/135 (2006.01)
 C07D 231/38 (2006.01) A61K 31/44 (2006.01)
 C07D 261/14 (2006.01) A61K 31/415 (2006.01)
 C07D 277/46 (2006.01) A61K 31/41 (2006.01)
 C07D 413/12 (2006.01) A61P 29/00 (2006.01)

(21) International Application Number:

PCT/US2011/044309

(22) International Filing Date:

18 July 2011 (18.07.2011)

(25) Filing Language:

English

(26) Publication Language:

English

(30) Priority Data:

61/366,660 22 July 2010 (22.07.2010) US

(71) Applicant (for all designated States except US):

BOEHRINGER INGELHEIM INTERNATIONAL
 GMBH [DE/DE]; Binger Strasse 173, 55216 Ingelheim
 am Rhein (DE).

(72) Inventors; and

(75) Inventors/Applicants (for US only): HICKEY, Eugene
 Richard [US/US]; Boehringer Ingelheim Pharmaceuti-
 cals, Inc., 900 Ridgebury Road, P.O. Box 368, Ridgefield,
 Connecticut 06877-0368 (US). RIETHER, Doris
 [AT/DE]; Boehringer Ingelheim Pharma GmbH & Co
 KG, Birkendorfer Str. 65, 88397 Biberach an der Riss
 (DE). ERMANN, Monika [AT/GB]; 114 Milton Park,
 Abingdon Oxfordshire OX14 4SA (GB).

(74) Agents: MORRIS, Michael P. et al.; Boehringer Ingel-
 heim Pharmaceuticals, Inc., 900 Ridgebury Road, P.O.
 Box 368, Ridgefield, CT 06877-0368 (US).

(81) Designated States (unless otherwise indicated, for every
 kind of national protection available): AE, AG, AL, AM,
 AO, AT, AU, AZ, BA, BB, BG, BH, BR, BW, BY, BZ,
 CA, CH, CL, CN, CO, CR, CU, CZ, DE, DK, DM, DO,
 DZ, EC, EE, EG, ES, FI, GB, GD, GE, GH, GM, GT,
 HN, HR, HU, ID, IL, IN, IS, JP, KE, KG, KM, KN, KP,
 KR, KZ, LA, LC, LK, LR, LS, LT, LU, LY, MA, MD,
 ME, MG, MK, MN, MW, MX, MY, MZ, NA, NG, NI,
 NO, NZ, OM, PE, PG, PH, PL, PT, RO, RS, RU, SC, SD,
 SE, SG, SK, SL, SM, ST, SV, SY, TH, TJ, TM, TN, TR,
 TT, TZ, UA, UG, US, UZ, VC, VN, ZA, ZM, ZW.

(84) Designated States (unless otherwise indicated, for every
 kind of regional protection available): ARIPO (BW, GH,
 GM, KE, LR, LS, MW, MZ, NA, SD, SL, SZ, TZ, UG,
 ZM, ZW), Eurasian (AM, AZ, BY, KG, KZ, MD, RU, TJ,
 TM), European (AL, AT, BE, BG, CH, CY, CZ, DE, DK,
 EE, ES, FI, FR, GB, GR, HR, HU, IE, IS, IT, LT, LU,
 LV, MC, MK, MT, NL, NO, PL, PT, RO, RS, SE, SI, SK,
 SM, TR), OAPI (BF, BJ, CF, CG, CI, CM, GA, GN, GQ,
 GW, ML, MR, NE, SN, TD, TG).

Published:

— with international search report (Art. 21(3))

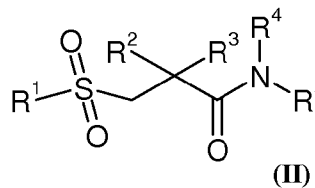
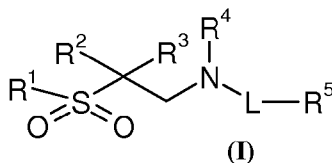
(48) Date of publication of this corrected version:

15 March 2012

(15) Information about Correction:

see Notice of 15 March 2012

(54) Title: SULFONYL COMPOUNDS WHICH MODULATE THE CB2 RECEPTOR



(57) Abstract: Compounds of formula (I) and formula (II) are disclosed. Compounds according to the invention bind to and are agonists, antagonists or inverse agonists of the CB2 receptor, and are useful for treating inflammation. Those compounds which are agonists are additionally useful for treating pain.

5 SULFONYL COMPOUNDS WHICH MODULATE THE CB2 RECEPTOR

APPLICATION DATA

This application claims benefit to US provisional application serial no. 61/366,660 filed July 22, 2010.

10

BACKGROUND OF THE INVENTION

1. TECHNICAL FIELD

The present invention relates to novel compounds which modulate the CB2 receptor and their use as medicaments.

15

2. BACKGROUND INFORMATION

Cannabinoids are a group of about 60 distinct compounds found in *Cannabis sativa* (also know as marijuana) with cannabinol, cannabidiol and Δ^9 -tetrahydrocannabinol (THC) being the most representative molecules. The therapeutic usage of *Cannabis* can be dated back to ancient dynasties of China and includes applications for various illnesses ranging from lack of appetite, emesis, cramps, menstrual pain, spasticity to rheumatism. The long history of *Cannabis* use has led to the development of several pharmaceutical drugs. For example, Marinol and Cesamet which are based on THC and its analogous nabilone, respectively, are used as anti-emetic and appetite stimulant. Despite of the clinical benefits, the therapeutic usage of cannabis is limited by its psychoactive effects including hallucination, addiction and dependence. Mechoulam R, ed. *Cannabinoids as Therapeutic Agents*, Boca Raton, FL; CRC Press, 1986 provides a review of the medicinal use of cannabis.

25

The physiological effects of cannabinoids are mediated by at least two G-protein coupled receptors, CB1 and CB2. Autoradiographic studies have demonstrated that CB1 receptors are expressed primarily in the central nervous system, specifically in the cerebral cortex, hippocampus, basal ganglia and cerebellum. They are also found to a lesser degree in the reproductive system and other peripheral tissues including that of the immune system.

30

CB1 receptors regulate the release of neurotransmitters from the pre-synaptic neurons and

35

5 are believed to mediate most of the euphoric and other central nervous system effects of cannabis, such as THC-induced ring-catalepsy, hypomobility, and hypothermia, which were found to be completely absent in mice with a deletion of the CB1 gene (Zimmer et al., Increased mortality, hypoactivity, and hypoalgesia in cannabinoid CB1 receptor knockout mice. *Proc Natl Acad Sci U S A.* (1999) 96:5780-5785.)

10 CB2 receptors are almost exclusively found in the immune system, with the greatest density in the spleen. It is estimated that the expression level of CB2 in the immune cells is about 10 to 100 times higher than CB1. Within the immune system, CB2 is found in various cell types, including B cells, NK cells, monocytes, microglial cells, neutrophils, T cells, dendritic cells and mast cells, suggesting that a wide range of immune functions can

15 be regulated through CB2 modulators (Klein et al., The cannabinoid system and immune system. *J Leukoc Biol* (2003) 74:486-496). This is supported by the finding that the immunomodulatory effect of THC is absent in CB2 deficient mice (Bicklet et al., Immunomodulation by cannabinoid is absent in mice deficient for the cannabinoid CB2 receptor. *Eur J Pharmacol* (2000) 396:141-149). CB2 selective ligands have been

20 developed and tested for their effects in various inflammatory settings. For example, in animal models of inflammation, CB2 selective agonists, inverse agonists and antagonists have been shown to be effective in suppressing inflammation (Hanus et al., HU-308: a specific agonist for CB(2), a peripheral cannabinoid receptor. *Proc Natl Acad Sci U S A.* (1999) 96:14228-14233, Ueda et al., Involvement of cannabinoid CB(2) receptor-mediated

25 response and efficacy of cannabinoid CB(2) receptor inverse agonist, JTE-907, in cutaneous inflammation in mice. *Eur J Pharmacol.* (2005) 520:164-171 and Smith et al., The anti-inflammatory activities of cannabinoid receptor ligands in mouse peritonitis models *Eur J Pharmacol.* (2001) 432:107-119.). Furthermore, CB2 selective agonists inhibit disease severity and spasticity in animal models for multiple sclerosis (Baker et al.,

30 Cannabinoids control spasticity and tremor in a multiple sclerosis model. *Nature* (2000) 404:84-87. Arevalo-Martin et al., Therapeutic action of cannabinoids in a murine model of multiple sclerosis *J Neurosci.* (2003) 23:2511-2516.). Taken together, these results support the notion that CB2 receptor modulators can be employed for the treatment of medical conditions having an inflammatory component.

5 In addition to inflammation, CB2 agonists have been shown to inhibit pain and emesis. For instance, CB2 selective agonists blunt the pain response induced by thermal or other stimuli (Malan et al., CB2 cannabinoid receptor-mediated peripheral antinociception. Pain. (2001) 93:239-45 and Nackley et al., Selective activation of cannabinoid CB(2) receptors suppresses spinal fos protein expression and pain behavior in a rat model of
10 inflammation. Neuroscience (2003) 119:747-57.) CB2 activation has also been demonstrated to inhibit neuropathic pain response (Ibrahim et al., Activation of CB2 cannabinoid receptors by AM1241 inhibits experimental neuropathic pain: pain inhibition by receptors not present in the CNS. Proc Natl Acad Sci U S A. (2003) 100:10529-33.) Finally, in contrast to the earlier data which did not find CB2 in the brain, a recent article
15 demonstrated the expression of CB2 in the brain, at about 1.5 % of the level in the spleen. CB2 activation is shown by this article to be responsible for the anti-emetic effect of endocannabinoid (Van Sickle et al., Identification and functional characterization of brainstem cannabinoid CB2 receptors. Science. 2005 310:329-332.) The foregoing results confirm that CB2 agonists can be used for the treatment of inflammatory and neuropathic
20 pain as well as emesis.

WO2008014199 and WO2008039645 discuss the CB2 receptor and the therapeutic uses of the sulfone derivatives, having CB2 agonist activity, disclosed therein.

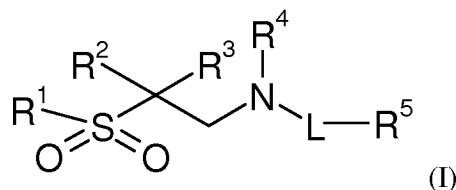
BRIEF SUMMARY OF THE INVENTION

25 The present invention provides novel compounds which bind to and modulate the CB2 receptor. The invention also provides methods and pharmaceutical compositions for treating inflammation by way of the administration of therapeutic amounts of the compounds of the invention. Lastly, the invention provides a method and pharmaceutical
30 compositions for treating pain by way of the administration of therapeutic amounts of the compounds of the invention.

DETAILED DESCRIPTION OF THE INVENTION

35 In the broadest generic embodiment 1, the invention provides compounds of the formula

5



wherein:

10 **R¹** is C₁₋₁₀ alkyl, C₃₋₁₀ cycloalkyl, 3-10 membered saturated heterocyclic ring, C₁₋₅ alkyl-heterocyclic ring, 5-10 membered mono or bicyclic heteroaryl ring, C₁₋₅ alkyl-heteroaryl ring, 5-10 membered mono or bicyclic aryl ring or C₁₋₅ alkyl-aryl ring, wherein each R¹ is optionally independently substituted with 1-3 substituents chosen from C₁₋₄ alkyl group, C₃₋₁₀ cycloalkyl, C₁₋₄ alkoxy, C₁₋₄ alkylsulfonyl, C₁₋₄ acyl, oxo, phenyl, cyano, hydroxyl
15 and halogen;

R² and **R³** are C₁₋₄ alkyl or hydrogen with the proviso that both R² and R³ cannot be hydrogen; or

R² and **R³** together with the carbon atom to which they are attached form a 3- to 6-
20 membered cycloalkyl ring or heterocyclic ring;

R⁴ is hydrogen or methyl;

R⁵ is 5-10 membered mono or bicyclic heteroaryl ring optionally independently
25 substituted with 1-3 substituents chosen from C₁₋₄ alkyl group, cyano, -C₁₋₈ branched or unbranched alkyl -O-R⁶, C₃₋₈-cycloalkyl-O-R⁶, -C₁₋₃ branched or unbranched alkyl -R⁷ and aryl-R⁸

each **R⁶** is independently hydrogen, C₁₋₄ alkyl, -C₁₋₄ alkyl-O C₁₋₄ alkyl, or -C₁₋₄ alkyl-
30 OH;

R⁷ is a 5-6 membered heteroaryl ring;

5

R⁸ is hydroxyl, C₁₋₆ alkoxy, C₁₋₄ alkylsulfonyl, cyano, halogen or C₁₋₄ alkyl

L is a bond, -C(O)-, -C(O)-NH- or -SO₂-;

10 wherein any carbon atom on the formula (I) or any R substituent listed above is optionally partially or fully halogenated where possible;

or a pharmaceutically acceptable salt thereof.

15 In another embodiment 2, the invention provides compounds of the formula (I) according to the preceding generic embodiment described above, and wherein

R¹ is C₁₋₆ alkyl, phenyl, cyclopropyl, cyclobutyl, cyclopentyl, cyclohexyl, cycloheptyl, cyclooctyl, -CH₂-cyclopropyl, -CH₂-cyclobutyl, -CH₂-CH₂-cyclopropyl, -CH₂-CH₂-
20 cyclobutyl, tetrahydrofuranyl, tetrahydropyranyl, azetidiny, piperidiny, thiomorpholinyl, 1,1-dioxo-1λ⁶-thiomorpholinyl, morpholinyl, pyrrolidinyl, piperazinyl, benzyl, -CH₂-tetrahydrofuranyl, -CH₂-tetrahydropyranyl, -CH₂-CH₂-tetrahydrofuranyl, -CH₂-CH₂-tetrahydropyranyl, benzoxazolyl, benzothiazolyl, benzimidazolyl, oxazolyl, isoxazolyl, thiazolyl, pyrazolyl, pyrrolyl, imidazolyl, thienyl, thiadiazolyl, pyridinyl, pyrimidinyl,
25 pyridazinyl, pyrazinyl, quinolinyl, isoquinolinyl, indolyl, benzofuranyl or benzopyranyl, wherein each R¹ is optionally independently substituted with 1-3 substituents chosen from C₁₋₄ alkyl group, C₁₋₄ alkoxy, C₁₋₄ alkylsulfonyl, C₁₋₄ acyl, oxo, phenyl, cyano, hydroxyl and halogen;

30 **R**² and **R**³ are independently methyl, ethyl, n-propyl, isopropyl, t-Butyl or hydrogen with the proviso that both R² and R³ cannot be hydrogen; or

R² and **R**³ together with the carbon to which they are attached form a cyclopropyl, cyclobutyl, or cyclopentyl ring;

35 **R**⁴ is hydrogen or methyl;

5

R⁵ is isoxazolyl, thiazolyl, pyrazolyl, pyrrolyl, imidazolyl, thienyl, thiadiazolyl, pyridinyl, pyrimidinyl, pyridazinyl, pyrazinyl, triazinyl, tetrazolyl, oxazolyl, oxadiazolyl or furanyl, wherein each **R**⁵ is optionally independently substituted with 1-3 substituents chosen from C₁₋₄ alkyl group, cyano, -C₁₋₈ branched or unbranched alkyl -O-**R**⁶, -cycloalkyl-O-**R**⁶, -C₁₋
10 ₃ branched, or unbranched alkyl -**R**⁷ and phenyl-**R**⁸;

each **R**⁶ is independently hydrogen or C₁₋₄ alkyl, -C₁₋₄ alkyl-OC₁₋₄ alkyl, or -C₁₋₄ alkyl-OH;

15 **R**⁷ is pyrazolyl, isoxazolyl, oxazolyl, oxadiazolyl or thiazolyl;

R⁸ is hydroxyl, C₁₋₃ alkoxy, C₁₋₄ alkylsulfonyl, cyano, halogen or C₁₋₄ alkyl

or a pharmaceutically acceptable salt thereof.

20

In another embodiment 3, the invention provides compounds of the formula (I) according to any of the preceding embodiments, and wherein

R¹ is C₁₋₆ alkyl, phenyl, tetrahydropyranyl or -CH₂-tetrahydropyranyl wherein each **R**¹ is
25 optionally independently substituted with 1-3 substituents chosen from C₁₋₄ alkyl group and halogen;

or a pharmaceutically acceptable salt thereof.

In another embodiment 4, the invention provides compounds of the formula (I) according
30 to any of the preceding embodiments, and wherein

R² and **R**³ are methyl

or a pharmaceutically acceptable salt thereof.

5 In another embodiment 5, the invention provides compounds of the formula (I) according to any of the preceding embodiments described above, and wherein

R^4 is hydrogen;

10 R^5 is isoxazolyl, pyrazolyl or pyridinyl, wherein each R^5 is optionally independently substituted with 1-3 substituents chosen from C_{1-4} alkyl group, hydroxyl and halogen;

or a pharmaceutically acceptable salt thereof.

15 In a another embodiment 6, the invention provides compounds of the formula (I) according to embodiment 2, and wherein

R^1 is C_{1-6} alkyl, phenyl, tetrahydropyranyl or $-CH_2$ -tetrahydropyranyl wherein each R^1 is optionally independently substituted with 1-3 substituents chosen from C_{1-4} alkyl group
20 and halogen;

R^2 and R^3 are methyl;

R^4 is hydrogen;

25

R^5 is isoxazolyl, pyrazolyl or pyridinyl, wherein each R^5 is optionally independently substituted with 1-3 substituents chosen from C_{1-4} alkyl group, hydroxyl and halogen;

or a pharmaceutically acceptable salt thereof.

30

In another embodiment 7, the invention provides compounds of the formula (I) according to embodiment 6 above and wherein

5 **R¹** is C₁₋₄ alkyl, phenyl, tetrahydropyranyl or -CH₂-tetrahydropyranyl, wherein each R¹ is optionally independently substituted with a substituent chosen from trifluoromethyl and chloro;

R⁵ is isoxazolyl, pyrazolyl or pyridinyl, wherein each R⁵ is optionally independently
10 substituted with 1-2 substituents chosen from C₁₋₄ alkyl group and trifluoromethyl or a pharmaceutically acceptable salt thereof.

In another embodiment 8 the invention provides compounds of the formula (I) according to any of the preceding embodiments described above, and wherein

15 **R²** and **R³** are methyl;
or a pharmaceutically acceptable salt thereof.

In another embodiment 9 the invention provides compounds of the formula (I) according to
20 any of the preceding embodiments and wherein

L is a bond
or a pharmaceutically acceptable salt thereof.

25 In another embodiment 10 the invention provides compounds of the formula (I) according to any of the preceding embodiments and wherein

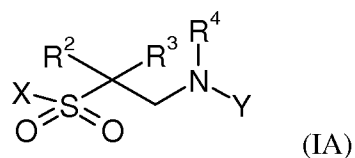
L is -C(O)-;
or a pharmaceutically acceptable salt thereof .

30 In another embodiment 11 the invention provides compounds of the formula (I) according to any of the preceding embodiments and wherein

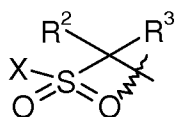
L is -C(O)-NH-
35 or a pharmaceutically acceptable salt thereof .

5

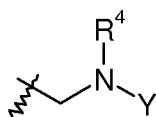
In another embodiment there is provided a compound of the formula (IA)



10 wherein



of the formula (IA) is chosen from column A1 – A4 in Table I, and



15

of the formula (IA) is chosen from column B1 – B7 in Table I,

Table I

A1		B1	
A2		B2	
A3		B3	
A4		B4	

A5		B5	
A6		B6	
A7		B7	

5

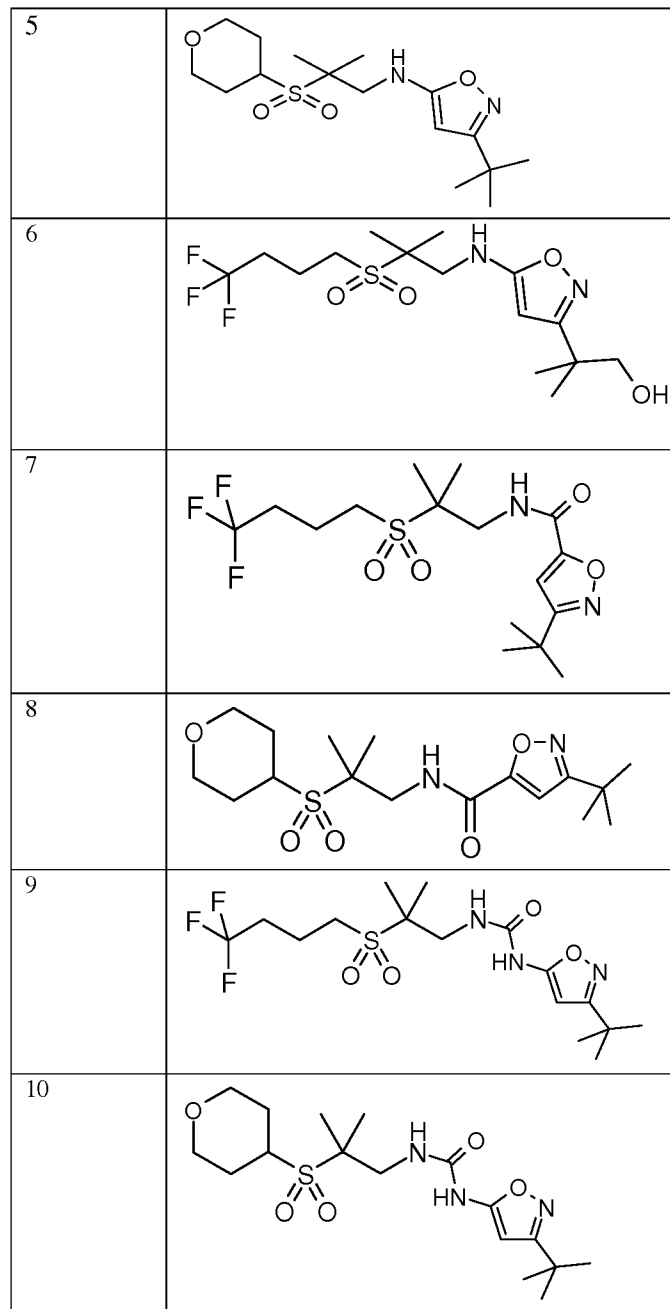
or a pharmaceutically acceptable salt thereof.

In another embodiment, the invention provides made compounds in Table II which can be made in view of the general schemes, examples and methods known in the art.

10

Table II

Example	Structure
1	
2	
3	
4	

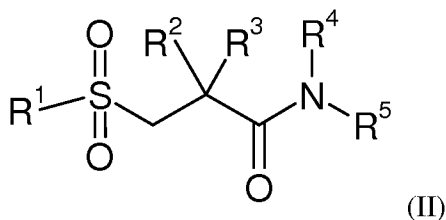


5

or a pharmaceutically acceptable salt thereof.

In another generic embodiment II, the invention provides compounds of the formula

10



5

wherein:

R¹ is C₁₋₁₀ alkyl, C₃₋₁₀ cycloalkyl, 3-10 membered saturated heterocyclic ring, C₁₋₅ alkyl-heterocyclic ring, 5-10 membered mono or bicyclic heteroaryl ring, C₁₋₅ alkyl-heteroaryl ring, 5-10 membered mono or bicyclic aryl ring or C₁₋₅ alkyl-aryl ring, wherein each R¹ is optionally independently substituted with 1-3 substituents chosen from C₁₋₄ alkyl group, C₃₋₁₀ cycloalkyl, C₁₋₄ alkoxy, C₁₋₄ alkylsulfonyl, C₁₋₄ acyl, oxo, phenyl, cyano, hydroxyl and halogen;

15

R² and **R³** are C₁₋₄ alkyl or hydrogen with the proviso that both R² and R³ cannot be hydrogen; or

R² and **R³** together with the carbon atom to which they are attached form a 3- to 6-membered cycloalkyl ring or heterocyclic ring;

20

R⁴ is hydrogen or methyl;

R⁵ is 5-10 membered mono or bicyclic heteroaryl ring optionally independently substituted with 1-3 substituents chosen from C₁₋₄ alkyl group, cyano, -C₁₋₈ branched or unbranched alkyl -O-R⁶, C₃₋₈-cycloalkyl-O-R⁶, -C₁₋₃ branched or unbranched alkyl -R⁷ and aryl-R⁸

25

each **R⁶** is independently hydrogen, C₁₋₄ alkyl, -C₁₋₄ alkyl-O C₁₋₄ alkyl, or -C₁₋₄ alkyl-OH;

30

R⁷ is a 5-6 membered heteroaryl ring;

5

R⁸ is hydroxyl, alkoxy, alkylsulfonyl, cyano, halogen or C₁₋₄ alkyl

wherein any carbon atom on the formula (I) or any R substituent listed above is optionally partially or fully halogenated where possible;

10

or a pharmaceutically acceptable salt thereof.

In another embodiment 2, the invention provides compounds of the formula (I) according to the preceding generic embodiment described above, and wherein

15

R¹ is C₁₋₆ alkyl, phenyl, cyclopropyl, cyclobutyl, cyclopentyl, cyclohexyl, cycloheptyl, cyclooctyl, -CH₂-cyclopropyl, -CH₂-cyclobutyl, -CH₂-CH₂-cyclopropyl, -CH₂-CH₂-cyclobutyl, tetrahydrofuranyl, tetrahydropyranyl, azetidiny, piperidiny, thiomorpholinyl, 1,1-dioxo-1λ⁶-thiomorpholinyl, morpholinyl, pyrrolidinyl, piperazinyl, benzyl, -CH₂-tetrahydrofuranyl, -CH₂-tetrahydropyranyl, -CH₂-CH₂-tetrahydrofuranyl, -CH₂-CH₂-tetrahydropyranyl, benzoxazolyl, benzothiazolyl, benzimidazolyl, oxazolyl, isoxazolyl, thiazolyl, pyrazolyl, pyrrolyl, imidazolyl, thienyl, thiadiazolyl, pyridinyl, pyrimidinyl, pyridazinyl, pyrazinyl, quinolinyl, isoquinolinyl, indolyl, benzofuranyl or benzopyranyl, wherein each **R**¹ is optionally independently substituted with 1-3 substituents chosen from C₁₋₄ alkyl group, C₁₋₄ alkoxy, C₁₋₄ alkylsulfonyl, C₁₋₄ acyl, oxo, phenyl, cyano, hydroxyl and halogen;

25

R² and **R**³ are independently methyl, ethyl, n-propyl, isopropyl, t-Butyl, or hydrogen with the proviso that both **R**² and **R**³ cannot be hydrogen; or

30

R² and **R**³ together with the carbon to which they are attached form a cyclopropyl, cyclobutyl, or cyclopentyl ring;

R⁴ is hydrogen or methyl;

5 **R⁵** is isoxazolyl, thiazolyl, pyrazolyl, pyrrolyl, imidazolyl, thienyl, thiadiazolyl, pyridinyl, pyrimidinyl, pyridazinyl, pyrazinyl, triazinyl, tetrazolyl, oxazolyl, oxadiazolyl or furanyl, wherein each **R⁵** is optionally independently substituted with 1-3 substituents chosen from C₁₋₄ alkyl group, cyano, -C₁₋₈ branched or unbranched alkyl -O-R⁶, -cycloalkyl-O-R⁶, -C₁₋₃ branched, or unbranched alkyl -R⁷ and phenyl-R⁸;

10

each **R⁶** is independently hydrogen or C₁₋₄ alkyl, -C₁₋₄ alkyl-OC₁₋₄ alkyl, or -C₁₋₄ alkyl-OH;

R⁷ is pyrazolyl, isoxazolyl, oxazolyl, oxadiazolyl or thiazolyl;

15

R⁸ is hydroxyl, C₁₋₃ alkoxy, C₁₋₄ alkylsulfonyl, cyano, halogen or C₁₋₄ alkyl;

or a pharmaceutically acceptable salt thereof.

20 In another embodiment 3, the invention provides compounds of the formula (I) according to any of the preceding embodiments, and wherein

R¹ is C₁₋₆ alkyl, phenyl or tetrahydropyranyl, wherein each **R¹** is optionally independently substituted with 1-3 substituents chosen from C₁₋₄ alkyl group and halogen;

25 or a pharmaceutically acceptable salt thereof.

In another embodiment 4, the invention provides compounds of the formula (I) according to any of the preceding embodiments, and wherein

30 **R²** and **R³** are methyl;

or a pharmaceutically acceptable salt thereof.

In another embodiment 5, the invention provides compounds of the formula (I) according to any of the preceding embodiments described above, and wherein

35

5 **R⁴** is hydrogen;

R⁵ is isoxazolyl, thiazolyl or thiadiazolyl, wherein each **R⁵** is optionally independently substituted with 1-3 substituents chosen from C₁₋₄ alkyl group and C₁₋₄ alkyl-OH; or a pharmaceutically acceptable salt thereof.

10

In a another embodiment 6, the invention provides compounds of the formula (I) according to embodiment 2, and wherein

15 **R¹** is C₁₋₆ alkyl, phenyl or tetrahydropyranyl, wherein each **R¹** is optionally independently substituted with 1-3 substituents chosen from C₁₋₄ alkyl group and halogen.

R² and **R³** are methyl;

20 **R⁴** is hydrogen;

20

R⁵ is isoxazolyl, thiazolyl or thiadiazolyl, wherein each **R⁵** is optionally independently substituted with 1-3 substituents chosen from C₁₋₄ alkyl group and C₁₋₄ alkyl-OH; or a pharmaceutically acceptable salt thereof.

25 In another embodiment 7, the invention provides compounds of the formula (I) according to embodiment 6 above and wherein

R¹ is C₁₋₄ alkyl, phenyl or tetrahydropyranyl, wherein each **R¹** is optionally independently substituted with a trifluoromethyl group;

30

R⁵ is isoxazolyl, thiazolyl or thiadiazolyl, wherein each **R⁵** is optionally independently substituted with a substituents chosen from tert-butyl group and C₁₋₄ alkyl-OH; or a pharmaceutically acceptable salt thereof.

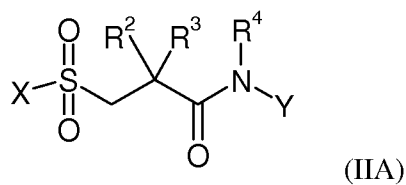
- 5 In another embodiment 8 the invention provides compounds of the formula (I) according to any of the preceding embodiments described above, and wherein

R^2 and R^3 are methyl;

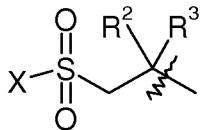
or a pharmaceutically acceptable salt thereof.

10

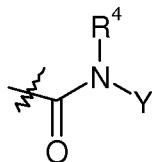
In another embodiment there is provided a compound of the formula (IIA)



- 15 wherein



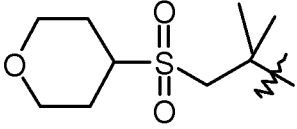
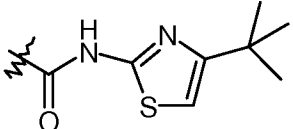
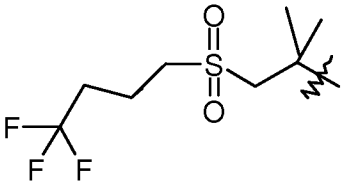
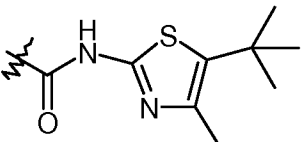
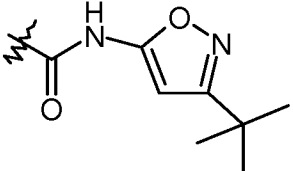
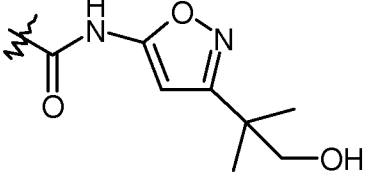
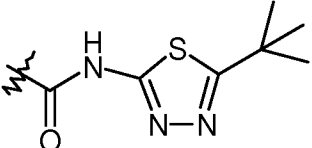
of the formula (IIA) is chosen from column A1 – A3 in Table III, and



- 20 of the formula (IIA) is chosen from column B1 – B6 in Table III,

Table III

A1		B1	
----	--	----	--

A2		B2	
A3		B3	
A4		B4	
A5		B5	
A6		B6	

5

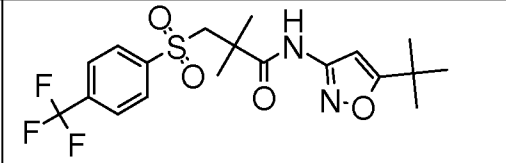
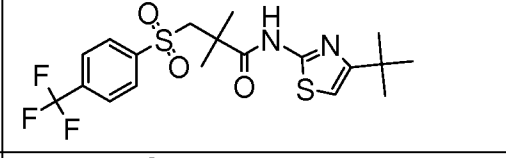
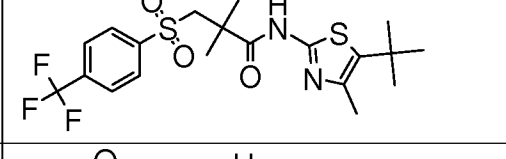
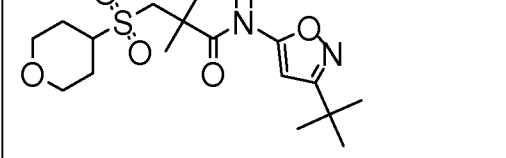
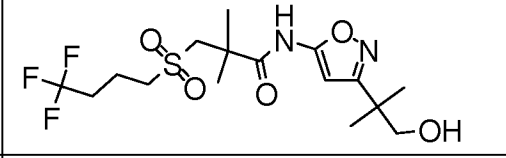
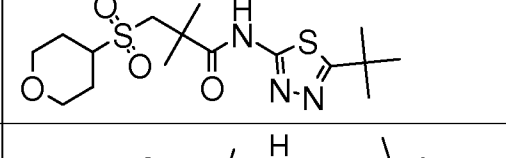
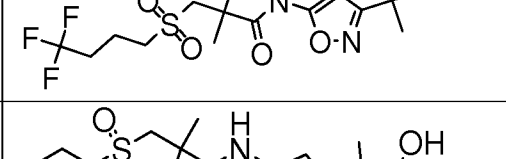
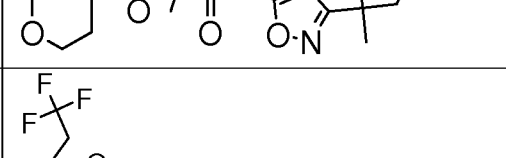
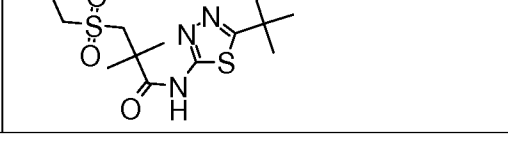
or a pharmaceutically acceptable salt thereof.

In another embodiment, the invention provides made compounds in Table IV which can be made in view of the general schemes, examples and methods known in the art.

10

Table IV

Example	Structure
---------	-----------

11	
12	
13	
14	
15	
16	
17	
18	
19	

5

or a pharmaceutically acceptable salt thereof.

5

The invention also relates to pharmaceutical preparations, containing as active substance one or more compounds of formula (I), or the pharmaceutically acceptable derivatives thereof, optionally combined with conventional excipients and/or carriers.

Compounds of the invention also include their isotopically-labelled forms. An isotopically-labelled form of an active agent of a combination of the present invention is identical to said active agent but for the fact that one or more atoms of said active agent have been replaced by an atom or atoms having an atomic mass or mass number different from the atomic mass or mass number of said atom which is usually found in nature. Examples of isotopes which are readily available commercially and which can be incorporated into an active agent of a combination of the present invention in accordance with well established procedures, include isotopes of hydrogen, carbon, nitrogen, oxygen, phosphorous, fluorine and chlorine, e.g., ^2H , ^3H , ^{13}C , ^{14}C , ^{15}N , ^{18}O , ^{17}O , ^{31}P , ^{32}P , ^{35}S , ^{18}F , and ^{36}Cl , respectively. An active agent of a combination of the present invention, a prodrug thereof, or a pharmaceutically acceptable salt of either which contains one or more of the above-mentioned isotopes and/or other isotopes of other atoms is contemplated to be within the scope of the present invention.

25

The invention includes the use of any compounds of described above containing one or more asymmetric carbon atoms may occur as racemates and racemic mixtures, single enantiomers, diastereomeric mixtures and individual diastereomers. Isomers shall be defined as being enantiomers and diastereomers. All such isomeric forms of these compounds are expressly included in the present invention. Each stereogenic carbon may be in the R or S configuration, or a combination of configurations.

Some of the compounds of formula (I) can exist in more than one tautomeric form. The invention includes methods using all such tautomers.

35

5 All terms as used herein in this specification, unless otherwise stated, shall be understood in their ordinary meaning as known in the art. For example, "C₁₋₄alkoxy" is a C₁₋₄alkyl with a terminal oxygen, such as methoxy, ethoxy, propoxy, butoxy. All alkyl, alkenyl and alkynyl groups shall be understood as being branched or unbranched where structurally possible and unless otherwise specified. Other more specific definitions are as follows:

10

Carbocycles or cycloalkyls include hydrocarbon rings containing from three to twelve carbon atoms. These carbocycles may be either aromatic either aromatic or non-aromatic ring systems. The non-aromatic ring systems may be mono- or polyunsaturated. Preferred carbocycles include but are not limited to cyclopropyl, cyclobutyl, cyclopentyl, 15 cyclopentenyl, cyclohexyl, cyclohexenyl, cycloheptanyl, cycloheptenyl, phenyl, indanyl, indenyl, benzocyclobutanyl, dihydronaphthyl, tetrahydronaphthyl, naphthyl, decahydronaphthyl, benzocycloheptanyl and benzocycloheptenyl. Certain terms for cycloalkyl such as cyclobutanyl and cyclobutyl shall be used interchangeably.

20 The term "heterocycle" refers to a stable nonaromatic 3-10 membered (but preferably, 5 or 6 membered) monocyclic or nonaromatic 8-11 membered bicyclic heterocycle radical which may be either saturated or unsaturated. Each heterocycle consists of carbon atoms and one or more, preferably from 1 to 4 heteroatoms chosen from nitrogen, oxygen and sulfur. The heterocycle may be attached by any atom of the cycle, which results in the 25 creation of a stable structure.

The term "heteroaryl" shall be understood to mean an aromatic 5-10 membered monocyclic or 8-11 membered bicyclic ring containing 1-4 heteroatoms such as N, O and S.

30

Unless otherwise stated, heterocycles and heteroaryl include but are not limited to, for example benzoxazolyl, benzothiazolyl, benzimidazolyl, tetrahydropyranyl, dioxanyl, tetrahydrofuranyl, oxazolyl, isoxazolyl, thiazolyl, pyrazolyl, pyrrolyl, imidazolyl, thienyl, thiadiazolyl, triazolyl, thiomorpholinyl, 1,1-Dioxo-1λ⁶-thiomorpholinyl, morpholinyl, 35 pyridinyl, pyrimidinyl, pyridazinyl, pyrazinyl, triazinyl, pyrrolidinyl, piperidinyl,

5 piperazinyl, purinyl, quinolinyl, Dihydro-2H-quinolinyl, isoquinolinyl, quinazolinyl, indazolyl, thieno[2,3-d]pyrimidinyl, indolyl, isoindolyl, benzofuranyl, benzopyranyl and benzodioxolyl.

10 The term “heteroatom” as used herein shall be understood to mean atoms other than carbon such as O, N, S and P.

In all alkyl groups or carbon chains one or more carbon atoms can be optionally replaced by heteroatoms: O, S or N, it shall be understood that if N is not substituted then it is NH,
15 it shall also be understood that the heteroatoms may replace either terminal carbon atoms or internal carbon atoms within a branched or unbranched carbon chain. Such groups can be substituted as herein above described by groups such as oxo to result in definitions such as but not limited to: alkoxycarbonyl, acyl, amido and thioxo.

20 The term “aryl” as used herein shall be understood to mean aromatic carbocycle.

Each aryl or heteroaryl unless otherwise specified includes its partially or fully hydrogenated derivative. For example, quinolinyl may include decahydroquinolinyl and tetrahydroquinolinyl, naphthyl may include its hydrogenated derivatives such as
25 tetrahydronaphthyl. Other partially or fully hydrogenated derivatives of the aryl and heteroaryl compounds described herein will be apparent to one of ordinary skill in the art.

As used herein, “nitrogen” and “sulfur” include any oxidized form of nitrogen and sulfur and the quaternized form of any basic nitrogen. . For example, for an -S-C₁₋₆ alkyl radical,
30 unless otherwise specified, this shall be understood to include -S(O)-C₁₋₆ alkyl and -S(O)₂-C₁₋₆ alkyl.

The term “halogen” as used in the present specification shall be understood to mean bromine, chlorine, fluorine or iodine, preferably fluorine and chlorine. The definitions
35 “partially or fully halogenated”; partially or fully fluorinated; “substituted by one or more

5 halogen atoms”, includes for example, mono, di or tri halo derivatives on one or more carbon atoms. For alkyl, a nonlimiting example would be $-\text{CH}_2\text{CHF}_2$, $-\text{CF}_3$ etc.

The compounds of the invention are only those which are contemplated to be ‘chemically stable’ as will be appreciated by those skilled in the art. For example, a compound which
10 would have a ‘dangling valency’, or a ‘carbanion’ are not compounds contemplated by the inventive methods disclosed herein.

The invention includes pharmaceutically acceptable derivatives of compounds of formula (I). A “pharmaceutically acceptable derivative” refers to any pharmaceutically acceptable
15 salt or ester, or any other compound which, upon administration to a patient, is capable of providing (directly or indirectly) a compound useful for the invention, or a pharmacologically active metabolite or pharmacologically active residue thereof. A pharmacologically active metabolite shall be understood to mean any compound of the invention capable of being metabolized enzymatically or chemically. This includes, for
20 example, hydroxylated or oxidized derivative compounds of the formula (I).

Pharmaceutically acceptable salts include those derived from pharmaceutically acceptable inorganic and organic acids and bases. Examples of suitable acids include hydrochloric, hydrobromic, sulfuric, nitric, perchloric, fumaric, maleic, phosphoric, glycolic, lactic,
25 salicylic, succinic, toluene-p-sulfuric, tartaric, acetic, citric, methanesulfonic, formic, benzoic, malonic, naphthalene-2-sulfuric and benzenesulfonic acids. Other acids, such as oxalic acid, while not themselves pharmaceutically acceptable, may be employed in the preparation of salts useful as intermediates in obtaining the compounds and their pharmaceutically acceptable acid addition salts. Salts derived from appropriate bases
30 include alkali metal (e.g., sodium), alkaline earth metal (e.g., magnesium), ammonium and $\text{N}-(\text{C}_1\text{-C}_4 \text{ alkyl})_4^+$ salts.

In addition, within the scope of the invention is use of prodrugs of compounds of the formula (I). Prodrugs include those compounds that, upon simple chemical
35 transformation, are modified to produce compounds of the invention. Simple chemical

5 transformations include hydrolysis, oxidation and reduction. Specifically, when a prodrug is administered to a patient, the prodrug may be transformed into a compound disclosed hereinabove, thereby imparting the desired pharmacological effect.

The compounds of formula I may be made using the general synthetic methods described
10 below, which also constitute part of the invention.

GENERAL SYNTHETIC METHODS

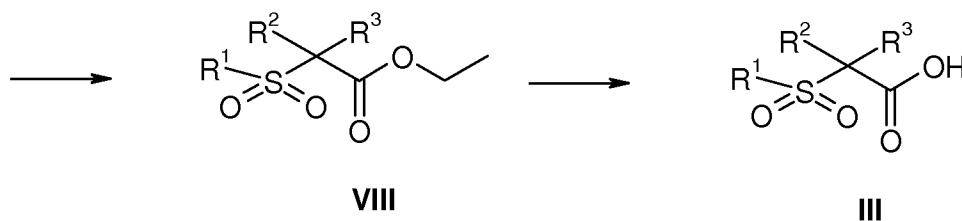
The invention also provides processes for making compounds of Formula (I), (IA), (II) and
15 (IIA). In all methods, unless specified otherwise, R^1 , R^2 , R^3 , R^4 , R^5 and L in the formulas below shall have the meaning of R^1 , R^2 , R^3 , R^4 , R^5 and L in Formula (I) and Formula (II) of the invention described herein above.

Optimum reaction conditions and reaction times may vary depending on the particular
20 reactants used. Unless otherwise specified, solvents, temperatures, pressures, and other reaction conditions may be readily selected by one of ordinary skill in the art. Specific procedures are provided in the Synthetic Examples section. Typically, reaction progress may be monitored by thin layer chromatography (TLC), if desired, and intermediates and products may be purified by chromatography on silica gel and/or by recrystallization.

25 The examples which follow are illustrative and, as recognized by one skilled in the art, particular reagents or conditions could be modified as needed for individual compounds without undue experimentation. Starting materials and intermediates used, in the methods below, are either commercially available or easily prepared from commercially available
30 materials by those skilled in the art. Synthetic methods disclosed in WO2008098025, WO2008014199, WO2008039645, and WO2009061652 may also be used in preparing compounds of the invention.

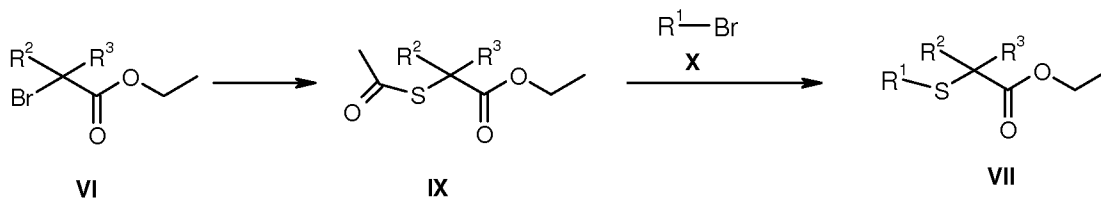
Compounds of Formula (I) and (IA) may be synthesized by the method illustrated in
35 Scheme 1

5



Scheme 2

10 As illustrated in above, reaction of a thiol of formula V with a bromo ethyl ester of formula VI, in a suitable solvent, in the presence of a suitable base, provides a thioether of formula VII. Reacting the thioether of formula VII with a suitable oxidizing agent provides the corresponding sulfone of formula VIII. Hydrolysis of the ester group of sulfone of formula VIII, in a suitable solvent, in the presence of a suitable base such as lithium hydroxide,
 15 provides the corresponding acid of formula III. Intermediate acid III may also be made by the method outlined in Scheme 3



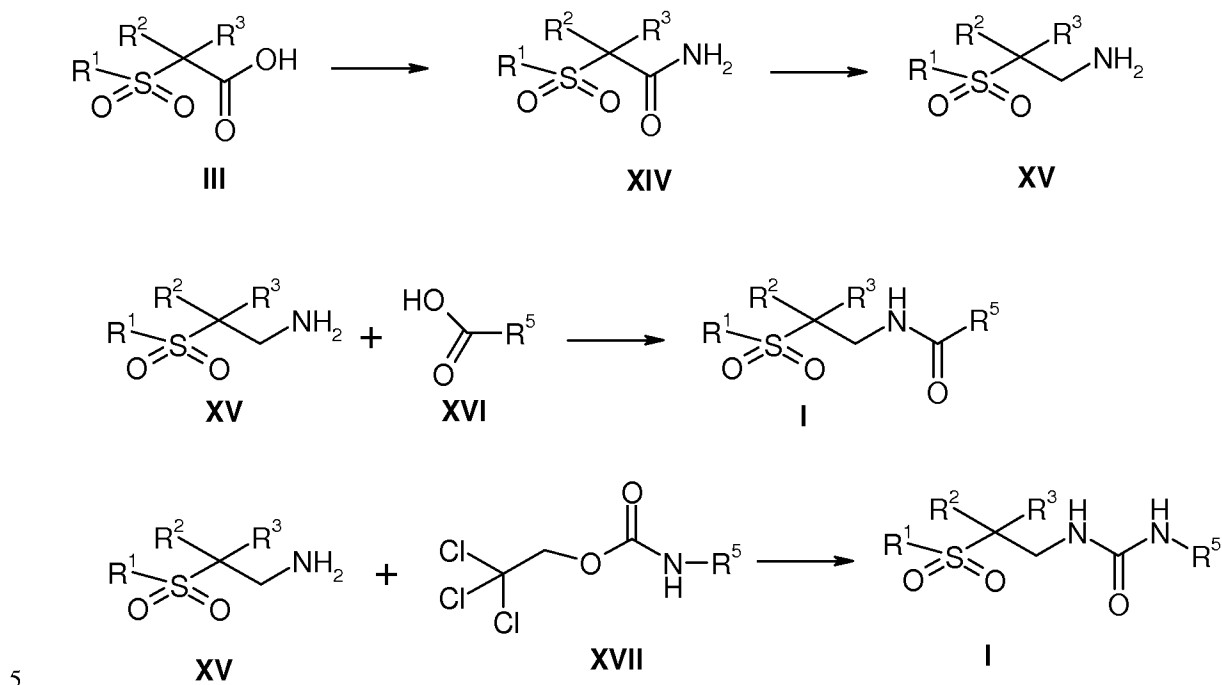
20

Scheme 3

Reaction of the starting bromoester of formula VI with a reagent such as potassium thioacetate, in a suitable solvent, provides a thioacetic acid ester of formula IX. Reaction of the thioacetic acid ester IX with a bromide of formula X, in a suitable solvent in the
 25 presence of a suitable base, provides the corresponding sulfanyl acid ethyl ester of formula VII. The sulfanyl acid ethyl ester of formula VII may be converted to intermediate acid of formula III by the sequence of steps shown in scheme 2.

Intermediate acid III may be made by the method outlined in Scheme 4

30

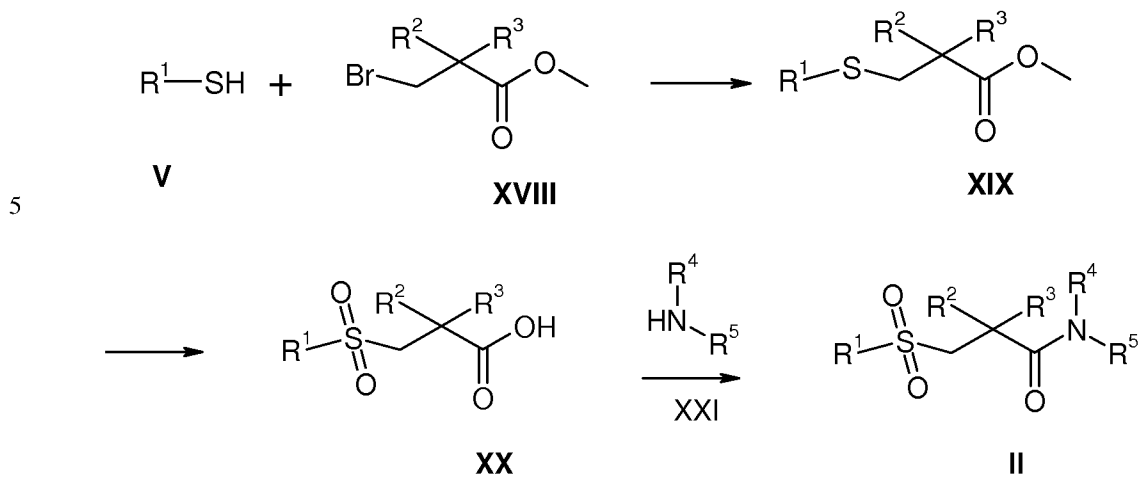


Scheme 5

Reaction of the acid of formula III, with oxalyl chloride or thionyl chloride provides the
 10 corresponding acid chloride. Reaction of this acid chloride with ammonia, in a suitable
 solvent, at a suitable temperature, provides an amide of formula XIV. Reduction of the
 amide of formula XIV with a suitable reducing agent such as lithium aluminum hydride, in
 a suitable solvent provides the corresponding amine of formula XV. Coupling of the amine
 of formula XV with an acid of formula XVI or its acid chloride, under standard conditions,
 15 provides a compound of formula (I), wherein L = -C(O)-

Alternatively, reaction of the amine of formula XV with a carbamic acid trichloroethyl
 ester of formula XVII, in a suitable solvent, in the presence of a suitable base, provides a
 compound of formula (I), wherein L = -C(O)-NH-.

20 Compounds of Formula (II) and (IIA) may be made by the method outlined in Scheme 6



Scheme 6

10

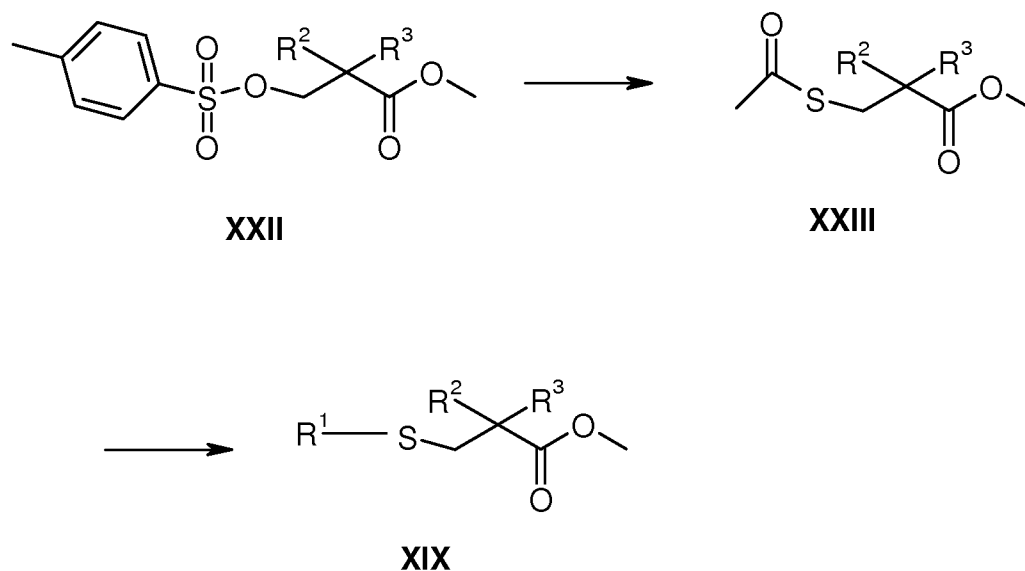
As illustrated in above, reaction of a thiol of formula V with a bromo methyl ester of formula XVIII, in a suitable solvent, in the presence of a suitable base, provides a thioether of formula XIX. Reacting the thioether of formula XIX with a suitable oxidizing agent followed by hydrolysis of the ester group, provides the corresponding sulfone of formula XX. Reaction of the acid or corresponding acid chloride with an amine of formula XXI, as in scheme 1, provides a compound of formula (II).

15

Compounds of Formula (II) and (IIA) may also be made by the method outlined in Scheme

7

20



Scheme 7

As illustrated in scheme 7, reaction of an sulfonyloxy compound of formula XXII with potassium thioacetate, in a suitable solvent, in the presence of sodium iodide, provides an acetylsulfanyl compound of formula XXIII. Reaction of the compound of formula XXIII with a halo compound R¹X, in a suitable solvent, in the presence of a suitable base, provides a compound of formula XIX. X = Cl, Br or I. C The intermediate of formula XIX may be further converted to a compound of formula II according to the method in scheme 6.

Further modification of the initial product of formula (II) by methods known in the art and illustrated in the Examples below may be used to prepare additional compounds of this invention.

SYNTHETIC EXAMPLES

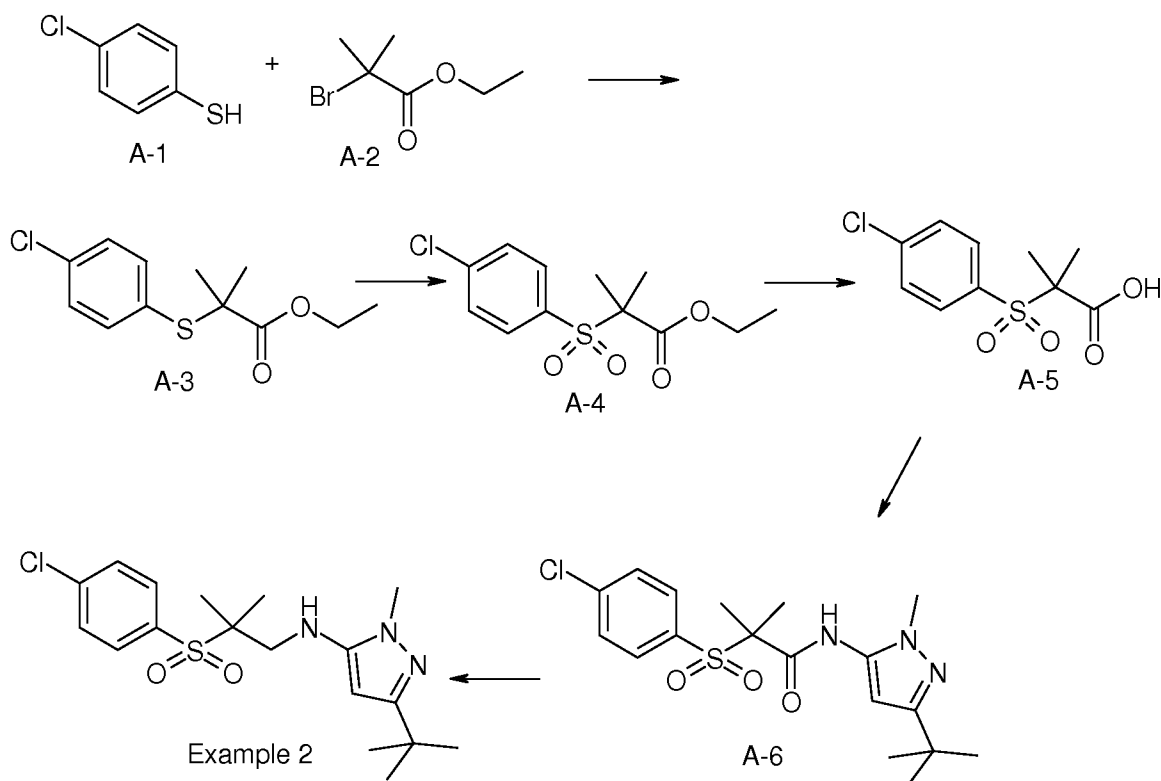
The manner in which the compounds of the invention can be made will be further understood by way of the following Examples.

Method A:

Intermediates in method A are prepared as described in WO2008039645, Boehringer Ingelheim International GmbH. or as described in WO2008014199, Boehringer Ingelheim International GmbH.

5

Synthesis of (5-tert-Butyl-2-methyl-2H-pyrazol-3-yl)-[2-(4-chloro-benzenesulfonyl)-2-methyl-propyl]-amine (Example 2)



10

Step 1: Synthesis of compound A-3

To a stirred solution of 60g (0.415 mol) of compound A-1 in ethanol (450 mL) are added 23.23g (0.415 mol) KOH pellets, followed by 80.90g (0.415 mol) of compound A-2. The reaction mixture is heated to reflux for 18 h and cooled to room temperature. The solid (KBr) is separated by filtration, rinsed with ethanol (3x100mL), the filtrate concentrated under reduced pressure and the residue dissolved in DCM (600 mL). The organic layer is washed with water (500 mL), the aqueous washes are back-extracted with DCM (100 mL). The combined organics are washed with brine (400 mL) and dried over Na₂SO₄. Filtration and concentration under reduced pressure affords 102.82g of compound A-3 as a yellow oil. Yield: 96%, ES-MS: m/z 259 [M+H]; ¹H-NMR (400 MHz, CHLOROFORM-d) δ ppm 1.23 (3 H, t,

5 J=7.21 Hz), 1.48 (6 H, s), 4.12 (2 H, q, J=7.09 Hz), 7.28 - 7.33 (2 H, m), 7.37 - 7.43 (2 H, m)

Step 2: Synthesis of compound A-4

To a solution of 102.85g (0.399 mol) of compound A-3 in dioxane/water (5:1, 1000 mL) are
10 added in 3 portions 489.5g (0.798 mol) of potassium monopersulfate triple salt (OXON[®]). The white suspension is stirred at room temperature for 18 h. The white solid is separated by filtration and washed with dioxane (750 mL). The filtrate is concentrated under reduced pressure to remove the organic solvent. The resulting aqueous solution is extracted with DCM (800 mL). The organic extracts are washed with water (600 mL) followed by brine (600mL),
15 dried over Na₂SO₄ and filtered. The filtrate is concentrated under reduced pressure to afford 107.26 g of compound A-4 as yellow oil. Yield: 93%; ES-MS: m/z 291 [M+H]; ¹H-NMR (250 MHz, CHLOROFORM-*d*) δ ppm 1.22 (3 H, q, J=7.17 Hz), 1.60 (6 H, s), 4.13 (2 H, q, J=7.14 Hz), 7.51 (2 H, d, J=8.51 Hz), 7.71 - 7.82 (2 H, m)

20 Step 3: Synthesis of compound A-5

To a solution of 107.26 g (0.369 mol) of compound A-4 in THF/water (4:1, 900 mL) are added
29.58 g (0.739 mol) of sodium hydroxide in a solution of water (100 mL). The reaction is stirred at room temperature for 18 h. The reaction is concentrated under reduced pressure to remove organic solvents and then re-diluted with water to make a 600 mL solution. The
25 aqueous solution is washed with DCM (500 mL). The basic aqueous layer is cooled in an ice bath and then acidified with conc HCl solution to pH 2. The acidic aqueous layer is extracted with DCM (2x500 mL). The combined organic extracts are washed with brine (500 mL), dried over Na₂SO₄ and filtered. Concentration of the filtrate under reduced pressure affords 89.86 g of compound A-5 as an off-white solid. Yield: 93%; ES-MS: m/z 263 [M+H]; ¹H-NMR (250
30 MHz, CHLOROFORM-*d*) δ ppm 1.64 (6 H, s), 7.56 (2 H, d, J=8.87 Hz), 7.84 (2 H, d, J=8.87 Hz)

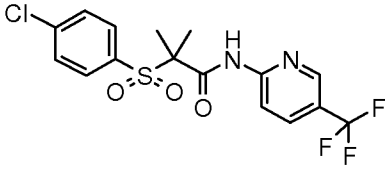
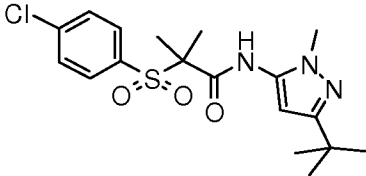
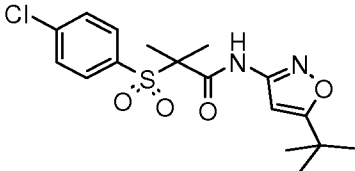
Step 4: Synthesis of compound A-6

Activation of 10 g (38.2 mmol) of compound A-5 is achieved by treatment with thionyl
35 chloride (17 mL) at 70 °C for 3 h. The reaction mixture is cooled to room temperature and excess thionyl chloride is removed under reduced pressure.

5 The crude acid chloride is dissolved in DCM (100 mL) and added to a solution of 5.84 g (38.2 mmol) of 5-tert-butyl-2-methyl-2H-pyrazol-3-ylamine and N,N-diisopropylethylamine (13.27 mL) in DCM (150mL). The reaction is stirred at room temperature for 16 h. The solvent is removed under reduced pressure. The residue is dissolved with DCM (300 mL) and washed with saturated aqueous NaHCO₃ solution (300 mL). The organic layer is separated and washed with brine (300 mL). and dried over Na₂SO₄, filtered and the filtrate is concentrated under reduced pressure. The crude product is purified by column chromatography (200 g silica, eluent: DCM, 0-20% ethyl acetate). The resulting solid is washed sparingly with cyclohexane, then dried under vacuum to afford 12.145 g of compound A-6 as a pink powder. Yield 80%; ES-MS: m/z 398/400 [M+H]; ¹H-NMR (400 MHz, CHLOROFORM-*d*) δ ppm 1.30 (9 H, s), 1.62 (6 H, s), 3.78 (3 H, s), 6.22 (1 H, s), 7.48 - 7.68 (2 H, m), 7.70 - 7.96 (2 H, m), 8.88 (1H, s).

According to the above procedure the following amides are synthesized

Table 1

Structure	¹ H-NMR	Yield [%]	m/z [M+H]
	(400 MHz, CHLOROFORM- <i>d</i>) δ ppm 1.71 (6 H, s), 7.44 - 7.61 (2 H, m), 7.71 - 7.84 (2 H, m), 7.95 (1 H, dd, <i>J</i> =8.74, 2.15 Hz), 8.18 (1 H, d, <i>J</i> =8.74 Hz), 8.64 (1 H, s), 9.48 (1 H, br. s.)	76	407/409
	(400 MHz, CHLOROFORM- <i>d</i>) δ ppm 1.30 (9 H, s), 1.62 (6 H, s), 3.78 (3 H, s), 6.22 (1 H, s), 7.48 - 7.68 (2 H, m), 7.70 - 7.96 (2 H, m), 8.88 (1H, s)	80	398/400
	(400 MHz, CHLOROFORM- <i>d</i>) δ ppm 1.36 (9 H, s), 1.69 (6 H, s), 6.54 (1 H, s), 7.54 (2 H, d), 7.79 (2 H, d), 9.41 (1 H, s)	84	385/387

20 **Step 5: Synthesis of Example 2**

To a solution of 300 mg (0.76 mmol) of compound A-6 in anhydrous THF (3 mL) is added borane (1M in THF, 3 mL) at room temperature under nitrogen atmosphere. The reaction is stirred

5 at room temperature for 16 h, then heated to 50 °C for 4 h. After cooling, the reaction mixture is quenched by addition of methanol (3 mL), the solvent is removed under reduced pressure and the residue partitioned between DCM and saturated aqueous NaHCO₃ solution. The organic layer is washed with brine, dried (MgSO₄), filtered and the filtrate is concentrated under reduced pressure. The residue is purified by preparative HPLC (acidic method), followed by free-basing over MP-
 10 carbonate resin in DCM/methanol and concentration, which affords 136 mg of Example 2. Yield 47%; ES-MS; m/z 383 [M+H]; ¹H NMR (400 MHz, CHLOROFORM-d) δ ppm 1.27 (9 H, s), 1.39 (6 H, s), 3.29 (2 H, d, J=6.22 Hz), 3.63 (3 H, s), 4.35 (1 H, t, J=5.95 Hz), 5.27 (1 H, s), 7.57 (2 H, d, J=8.05 Hz), 7.81 (2 H, d, J=8.23 Hz)

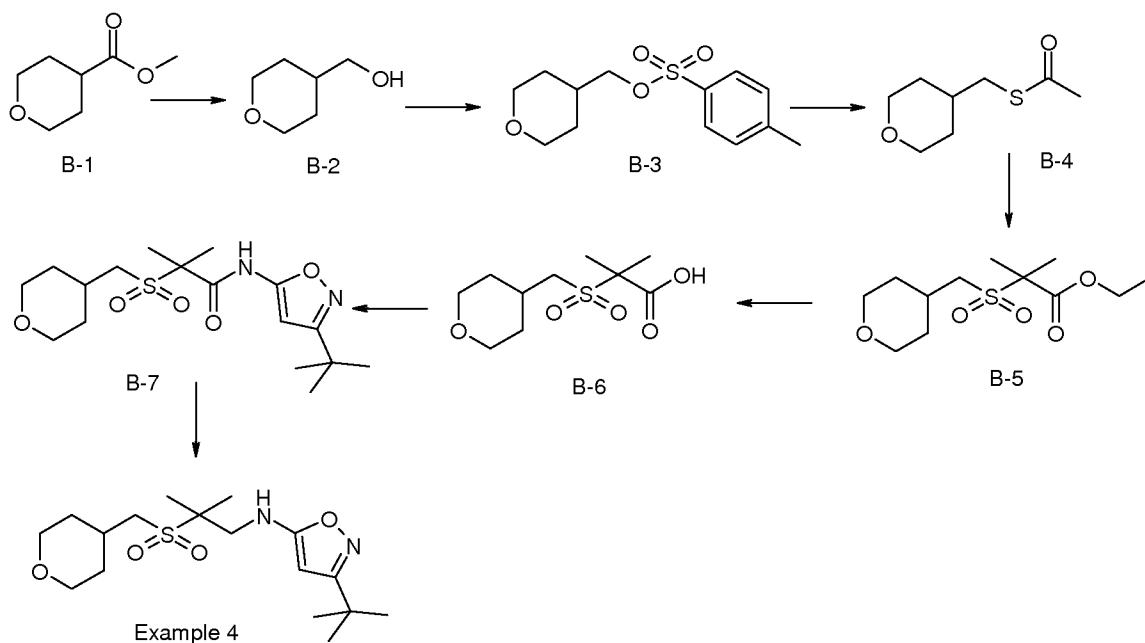
Examples in table 4, Method A are synthesised according to this procedure

15

Method B:

Intermediates in method B are prepared by adaptation of the synthetic method described in WO2008039645, Boehringer Ingelheim International GmbH.

20 **Synthesis of (3-tert-Butyl-isoxazol-5-yl)-[2-methyl-2-(tetrahydro-pyran-4-ylmethanesulfonyl)-propyl]-amine (Example 4)**



Step 1: Synthesis of compound B-2

5 To a solution of 250 mL of LiAlH₄ (2.3 M solution in THF, 0.575 mol) in THF (200 mL) is added dropwise a solution of 130 mL (0.974 mol) of compound B-1 in THF (900 mL) under nitrogen atmosphere (CAUTION: highly exothermic reaction!). The temperature is kept at 40-45 °C with an ice-bath. Upon complete addition, the reaction is stirred at room temperature for 1.5 h. The reaction is cooled in an ice-bath and quenched with addition of
10 water (22 mL), 15% aqueous NaOH solution (21 mL) and water (66 mL). The resulting precipitate is removed by filtration through Celite® and is rinsed with THF (300 mL). The filtrate is concentrated under reduced pressure to afford 102.5 g of compound B-2 as a colorless oil. Yield: 91%; ¹H NMR (400 MHz, CHLOROFORM-*d*) δ ppm 1.20 - 1.39 (2 H, m), 1.56 - 1.83 (3 H, m), 2.03 (1 H, br. s.), 3.29 - 3.52 (4 H, m), 3.89 - 4.05 (2 H, m)

15

Step 2: Synthesis of B-3

Prepared as described by adaptation of the following literature reference:

Radziszewski, J.G. *et al. J. Am. Chem. Soc.* **1993**, *115*, 8401.

To a solution of 97 g (810 mmol) of compound B-2 in 2-methyltetrahydrofuran (190 mL)
20 are added 165 mL of 50% aqueous NaOH solution. To this stirred suspension is added dropwise with cooling a solution of p-toluene-sulfonylchloride (283 g, 1.46 mol) in 2-methyltetrahydrofuran (280 mL). The reaction is stirred at 30-35 °C for 18 h. The suspension is poured into a mixture of ice-water (280 mL) and aqueous HCl solution (37%, 203 mL). After addition of methylcyclohexane (1.4 L) and further ice-water (0.2 L), the
25 reaction mixture is stirred for 2 h in an ice-bath. The resulting crystalline precipitate is isolated by filtration and washed with methylcyclohexane (0.5 L) and water (0.5 L).
Drying under reduced pressure at 40 °C gave 216 g of compound B-3 as white crystalline solid. Yield: 99%, ES-MS: m/z 271 [M+H]; ¹H NMR (400 MHz, CHLOROFORM-*d*) δ ppm 1.19 - 1.35 (2 H, m), 1.54 - 1.63 (2 H, m), 1.85 - 2.02 (1 H, m), 2.45 (3 H, s), 3.28 -
30 3.39 (2 H, m), 3.86 (2H, d, J=6.60 Hz), 3.93 (2 H, dd, J=11.37, 4.52 Hz), 7.35 (2 H, d, J=9.29 Hz), 7.78 (2 H, d, J=8.31 Hz)

Step 3: Synthesis of B-4

Prepared as described by adaptation of the following literature reference:

35 Watson, R.J. *et al. Tetrahedron Lett.* **2002**, *43*, 683-685.

5 To a solution of 224 g (0.83 mol) of compound B-3 in methyl isobutylketone (1.6 L) are added 189 g (1.66 mol) of potassium thioacetate. The beige suspension is stirred at 70 °C for 4.5 h. The reaction mixture is cooled to room temperature and water (1.8 L) is added. The organic layer is washed with 10% aqueous K₂CO₃ solution (1.8 L) and water (1 L). The organic layer is filtered through celite® (20 g), activated charcoal (20 g) and Na₂SO₄
10 (20 g) and the filtrate is concentrated under reduced pressure. The residual oil is azeotroped with methylcyclohexane (200 mL) and n-heptanes (250 mL) to afford 138 g of compound B-4 as a yellow-orange oil (CAUTION: Stench!). Yield: 96%; ES-MS: m/z 175 [M+H]; ¹H NMR (400 MHz, CHLOROFORM-*d*) δ ppm 1.23 - 1.40 (2 H, m), 1.59 - 1.78 (3 H, m), 2.33 (3 H, d, *J*=4.16 Hz), 2.82 (2 H, dd, *J*=6.24, 3.79 Hz), 3.27- 3.39 (2 H, m),
15 3.88 - 4.02 (2 H, m)

Step 4: Synthesis of compound B-5

A solution of 90 g (516 mmol) of compound B-4 in toluene (500 mL) under nitrogen atmosphere is cooled in an ice-bath. A solution of sodium ethoxide in ethanol (21%, 231
20 mL) is added and the reaction stirred for 50 min. Then 76 mL (516 mmol) of ethyl α-bromoisobutyrate are added and the reaction stirred for 1 h. To the reaction mixture are added glacial acetic acid (8.9 mL) and water (500 mL). The organic layer is separated and washed with water (500 mL). A 3-neck round bottom flask is charged with water (500 mL), oxone® (477 g, 775 mmol) and tetrabutylammonium-hydrogensulfate (5 g, 15 mmol)
25 and the organic layer is added. The biphasic reaction mixture is stirred for 2 d at room temperature. The solids are removed by filtration and the layers of the filtrate are separated. The organic layer is washed with water (2 x 500 mL). The solvent is removed under reduced pressure and further azeotroped with toluene to give 125 g of compound B-5. Yield: 87%; ES-MS: m/z 279 [M+H]; ¹H NMR (250 MHz, CHLOROFORM-*d*) δ ppm
30 1.32 (3 H, t, *J*=7.16 Hz), 1.39 - 1.59 (2 H, m), 1.64 (6 H, s), 1.81 - 1.97 (2 H, m), 2.29 - 2.53 (1 H, m), 3.15 (2 H, d, *J*=6.55 Hz), 3.45 (2 H, dd, *J*=1.83, 0.30 Hz), 3.88 - 4.03 (2 H, m), 4.26 (2 H, d, *J*=7.16 Hz)

Step 5: Synthesis of compound B-6

5 To a solution of 123 g (0.44 mol) of compound B-5 in THF (450 mL) are added 663 mL of
2M aqueous sodium hydroxide solution (1.33 mol). The reaction is stirred at room
temperature for 1 h. To the reaction mixture is added TBME (1.25 L) and the layers are
separated. The aqueous layer is cooled in an ice bath and then acidified with 37% aqueous
HCl solution (123 mL). The resulting precipitate is isolated by filtration, washed with
10 water (200 mL) and dried under reduced pressure at 50 °C to afford 101 g of 2 compound
B-6 as white crystalline solids. Yield: 91%; ES-MS: m/z 251 [M+H]; ¹H NMR (400 MHz,
DMSO-d6) δ ppm 1.31 - 1.45 (2 H, m), 1.49 (6 H, s), 1.70 - 1.79 (2 H, m), 2.13 - 2.28 (1
H, m), 3.24 (2 H, d, *J*=6.60 Hz), 3.28 - 3.38 (2 H, m), 3.76 - 3.85 (2 H, m), 13.65 (1 H, br.
s.)

15

Step 6: Synthesis of compound B-7

Activation of 55.9 g (22.3 mmol) of compound B-6 is achieved by treatment with thionyl
chloride (600 mL) at 60 °C for 3 h. The reaction mixture is cooled to room temperature and
excess thionyl chloride is removed under reduced pressure.

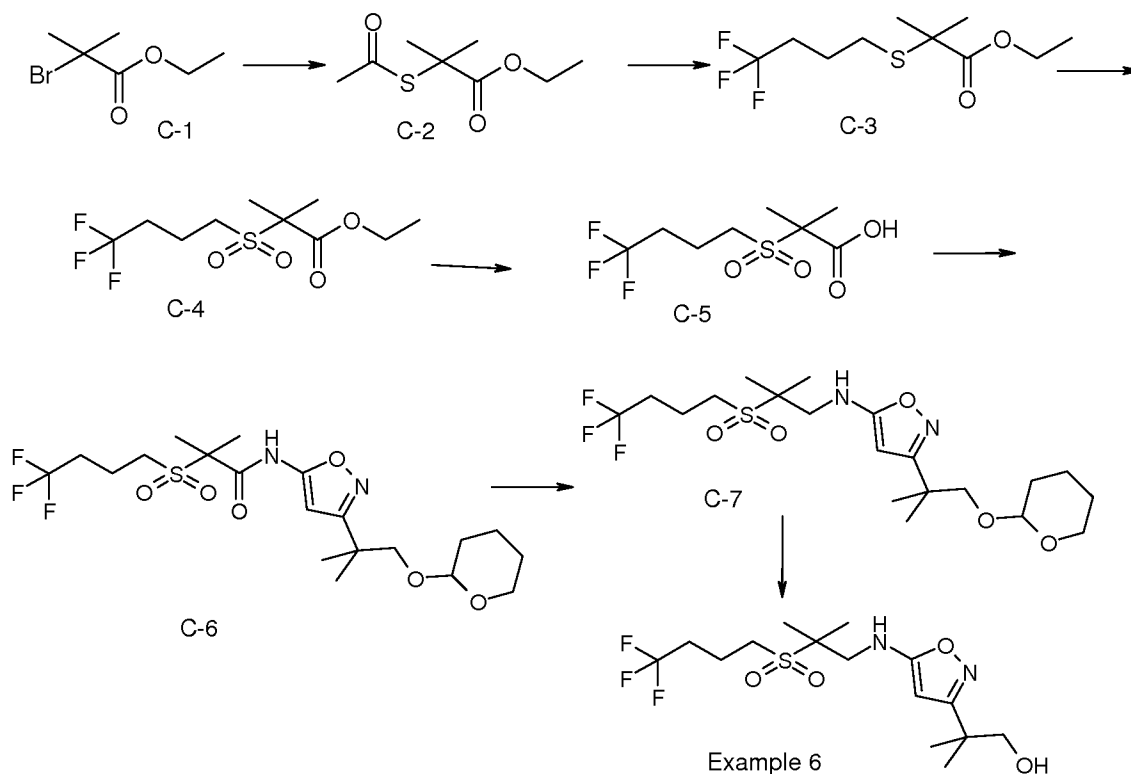
20 The crude acid chloride is dissolved in DCM (400 mL) and added to a solution of 31.3 g (22.3
mmol) of 3-tert-Butyl-isoxazol-5-ylamine and N,N-diisopropylethylamine (194 mL) in DCM
(250mL). The reaction is stirred at room temperature for 16 h. The reaction mixture is diluted
with DCM (1350 mL) and washed with saturated aqueous NaHCO₃ solution (1000 mL). The
organic layer is dried over Na₂SO₄, filtered and the filtrate is concentrated under reduced
25 pressure. The crude product is purified by dry-flash column chromatography (2 kg silica,
eluent: DCM, 0-20% ethyl acetate). The resulting solid is recrystallised from
isopropanol/heptanes (1/1. 2 L), then dried under reduced pressure to afford 80 g of compound
B-7 as an off-white powder. Yield 96%; ES-MS: m/z 373 [M+H]; ¹H NMR (360 MHz,
CHLOROFORM-d) δ ppm 1.35 (9 H, s), 1.41 - 1.55 (2 H, m), 1.74 (6 H, s), 1.82 - 1.91 (2 H,
30 m), 2.29 - 2.52 (1 H, m), 2.92 (2 H, d, *J*=6.58 Hz), 3.34 - 3.49 (2 H, m), 3.88 - 4.00 (2 H, m),
6.30 (1 H, s), 9.38 (1 H, s).

Step 7: Synthesis of Example 4 To a solution of 200 mg (0.54 mmol) of compound B-7 in
anhydrous THF (2 mL) are added 41 mg (1.07 mmol) of lithium aluminium hydride in portions
35 at 0 °C. The reaction is allowed to warm to room temperature and stirred for 5 h. The reaction
is quenched by addition of saturated NH₄Cl solution and the mixture is filtered through

- 5 Celite®. The filtrate is concentrated under reduced pressure and the residue is purified by column chromatography (silica, eluent: DCM, 5% ethyl acetate) to yield 27 mg of (3-tert-butyl-isoxazol-5-yl)-[2-methyl-2-(tetrahydro-pyran-4-ylmethanesulfonyl)-propyl]-amine. Yield: 14%; ES-MS: m/z 359 [M+H]; ^1H NMR (400 MHz, *CHLOROFORM-d*) δ ppm 1.27 (9 H, s), 1.39 - 1.59 (8 H, m), 1.81 - 1.99 (2 H, m), 2.32 - 2.53 (1 H, m), 2.79 - 2.90 (2 H, m), 3.40 - 3.52 (2 H, m), 3.54 (2 H, d, $J=6.36$ Hz), 3.90 - 4.06 (2 H, m), 4.94 (1 H, s), 5.18 (1 H, t, $J=6.36$ Hz);
- 10 Examples in table 4, Method B are synthesised according to this procedure

Method C

15 Synthesis of Example 6



20 Step 1: Synthesis of compound C-2

5 To a solution of C-1 (62 g, 0.32 mol) in DMF (500 mL) at room temperature is added potassium thioacetate (72 g, 0.63 mol). The reaction is stirred for 16 h and then concentrated under reduced pressure. The residue is diluted with a 2M aqueous hydrochloric acid solution (500 mL) and extracted with ethyl acetate (3 x 500 mL). The organic fractions are combined, washed with brine (300 mL), dried over MgSO₄, filtered
10 and concentrated under reduced pressure. Purification by chromatography (silica, eluent: heptanes/DCM) provides 44 g of compound C-2. Yield: 73%; m/z 191 [M+H]; ¹H NMR (250 MHz, CHLOROFORM-*d*) δ ppm 1.18 - 1.30 (3 H, m), 1.57 (6 H, s), 2.27 (3 H, s), 4.19 (2 H, q, *J*=7.16 Hz).

15 **Step 1: Synthesis of compound C-3**

To a solution of 149 g (785.4 mmol) of compound C-2 in ethanol (1.2 L, degassed under nitrogen for 1 h) are added 169.7 g (105 mmol) of sodium methoxide, followed by a solution of 150 g (785.4 mmol) of 1-bromo-4,4,4-trifluorobutane. The reaction is heated to 85 °C for 3 d. The solvent is removed under reduced pressure. The residue is dissolved in
20 DCM (1 L) and washed with saturated aqueous NaHCO₃ solution (2 x 1 L). The organic layer is dried over Na₂SO₄, filtered and the filtrate is concentrated under reduced pressure to afford 171 g of compound C-3 as a brown oil. Yield: 84%; ES-MS: m/z 259 [M+H]; ¹H NMR (500 MHz, CHLOROFORM-*d*) δ ppm 1.29 (3 H, t, *J*=7.17 Hz), 1.51 (6 H, s), 1.76 - 1.86 (2 H, m), 2.12 - 2.27 (2 H, m), 2.69 (2 H, t, *J*=7.17 Hz), 4.18 (2 H, q, *J*=7.17 Hz).

25

Step 2: Synthesis of compound C-4

To a solution of 220 g (851.7 mmol) of compound C-3 in 1,4-dioxane/water (1/1, 4 L) are added 1047 g (1703.4 mmol) of oxone® in portions over 0.5 h at room temperature. The reaction mixture is stirred at room temperature for 18 h. The solid is removed by filtration
30 and rinsed with 1,4-dioxane (0.5 L). The filtrate is concentrated under reduced pressure to remove the organic solvent. The aqueous residue is extracted with DCM (2 x 1 L). The combined organic extracts are washed with saturated aqueous NaHCO₃ solution (2 L), dried over Na₂SO₄ and filtered. The filtrate is concentrated under reduced pressure to afford 226 g of compound C-3 as dark yellow oil. Yield 92%; ES-MS: m/z 291 [M+H]; ¹H
35 NMR (500 MHz, CHLOROFORM-*d*) δ ppm 1.32 (3 H, t, *J*=7.17 Hz), 1.66 (6 H, s), 2.20 (2

5 H, quin, $J=7.59$ Hz), 2.28 - 2.41 (2 H, m), 3.34 (2 H, t, $J=7.48$ Hz), 4.27 (2 H, q, $J=7.17$ Hz).

Step 3: Synthesis of compound C-5

To a solution of 170 g (585.6 mmol) of compound C-4 in THF (3.4 L) are added 225.4 g
10 (1756.8 mmol) of potassium trimethylsilanolate in portions over 0.5 h. The reaction is stirred at room temperature for 18 h. The reaction mixture is acidified with 2M aqueous HCl solution (2 L) to pH 2 and extracted with DCM (2 x 2 L). The combined organic extracts are dried (Na_2SO_4) and filtered. The filtrate is concentrated under reduced pressure to afford 143 g of compound C-5 as yellow solids. Yield: 93%; ES-MS: m/z 261 [M-H]. ^1H
15 NMR (500 MHz, *CHLOROFORM-d*) δ ppm 1.71 (6 H, s), 2.18 - 2.28 (2 H, m), 2.30 - 2.42 (2 H, m), 3.38 (2 H, t, $J=7.48$ Hz), 6.96 (1 H, br. s.).

Step 4: Synthesis of compound C-6

Activation of 72 g (0.27 mol) of compound C-5 as the corresponding acid chloride is
20 achieved by treatment with thionyl chloride (50 mL, 0.55 mol) and DMF (cat., 10 mol%) in toluene (0.7 L) at 100 °C for 6 h. The reaction is cooled to room temperature and toluene (0.2 L) is removed by distillation, whilst adding fresh toluene (0.2 L). This process is repeated twice.

This acid chloride solution is added dropwise over 0.5 h to a stirred suspension of 56 g
25 (0.23 mol) of 3-[1,1-dimethyl-2-(tetrahydro-pyran-2-yloxy)-ethyl]-isoxazol-5-ylamine and 92 mL (0.55 mol) of *N,N*-diisopropylethylamine in toluene (0.3 L) at 35 °C. After complete addition the reaction is heated to 60 °C for 17 h. The reaction is cooled to room temperature and the solvent is removed under reduced pressure. The residue is dissolved in ethyl acetate (1 L) and washed with saturated aqueous NaHCO_3 solution (0.7 L), brine (0.7
30 L) dried (Na_2SO_4) and filtered. The filtrate is concentrated under reduced pressure and the residue purified twice by dry-flash column chromatography (silica, eluent heptanes, 30% ethyl acetate) to yield 85 g of compound C-6. Yield: 64%; ES-MS: m/z 483 [M-H]; ^1H NMR (500 MHz, *CHLOROFORM-d*) δ ppm 1.36 (3H, s), 1.38 (3H, s) 1.45 - 1.73 (5 H, m), 1.74 - 1.87 (7 H, m), 2.15 - 2.25 (2 H, m), 2.27 - 2.40 (2H, m), 3.11 (2 H, t, $J=7.55$

5 Hz), 3.38 (1 H, d, $J=9.31$ Hz), 3.46 - 3.53 (1 H, m), 3.75 - 3.84 (2 H, m), 4.59 (1 H, t, $J=3.43$ Hz), 6.37 (1 H, s), 9.24 (1 H, s).

Step 5: Synthesis of compound C-7

To a solution of 500 mg (1.03 mmol) of compound C-6 in anhydrous THF (5 mL) are
10 added 4.126 mL (4.12 mmol) of lithium aluminium hydride (1M solution in THF) at 0 °C
under nitrogen atmosphere. The reaction is allowed to warm to room temperature and
stirred for 18 h. The reaction is quenched by addition of saturated ammonium chloride
solution and the mixture is filtered through celite ®. The filtrate is concentrated under
15 reduced pressure to afford a yellow oil which is purified by column chromatography (silica
on Combiflash system, eluent: heptanes, 0-100% ethyl acetate) to afford 257 mg of
compound C-7. Yield: 49%; ES-MS: m/z 469 [M-H]; ^1H NMR (250 MHz,
CHLOROFORM-d) δ ppm 1.20 - 1.35 (9 H, m), 1.36 - 1.88 (9 H, m), 2.13 - 2.48 (4 H, m),
3.05 (2 H, t, $J=7.23$ Hz), 3.34 (1 H, d, $J=9.44$ Hz), 3.43 - 3.60 (3 H, m), 3.71 - 3.88 (2 H,
m), 4.58 (1 H, t, $J=3.05$ Hz), 5.03 (1 H, s), 5.15 (1 H, t, $J=6.47$ Hz).

20

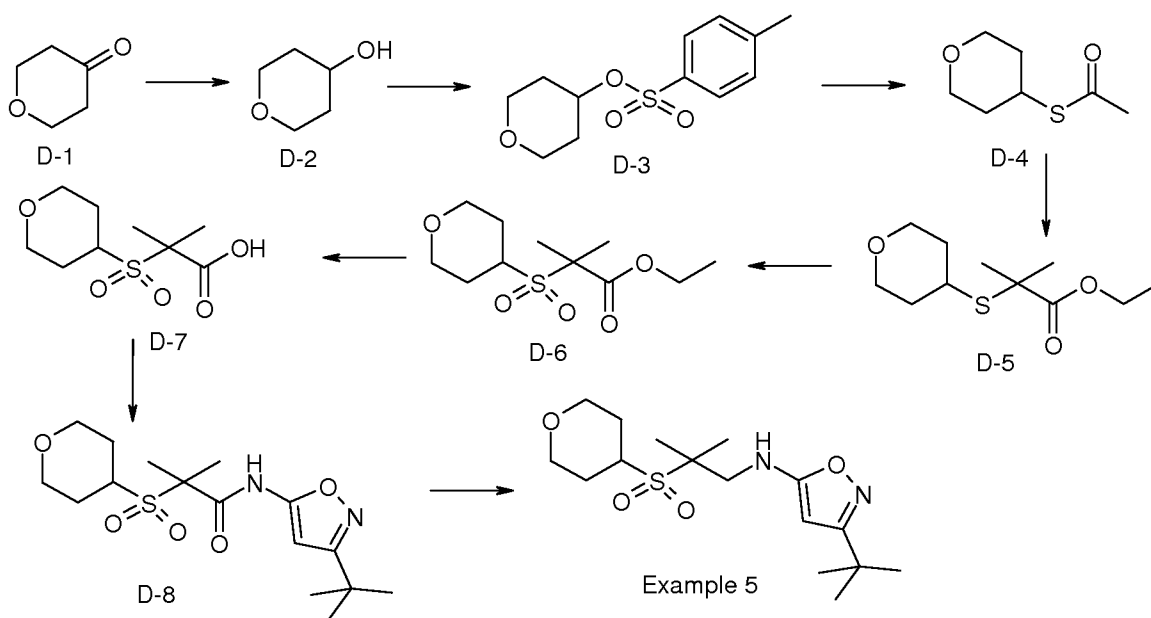
Step 6: Synthesis of example 6

A solution of 257 mg (0.55 mmol) of compound C-7 in DCM/ethanol (1/1, 6 mL) are
added 498 mg (1.64 mmol) of MP-TsOH resin (loading 3.3 mmol/g) and the reaction is
shaken on an orbital shaker at room temperature for 18 h. The resin is removed by
25 filtration and washed with DCM (10 mL) and methanol (10 mL). The combined filtrates
are concentrated under reduced pressure and the residue is purified by column
chromatography (silica on CombiFlash system, eluent: heptanes, 0-100% ethyl acetate) to
yield 118 mg of example 6. Yield 56%; ES-MS: m/z 387 [M+H]; ^1H NMR (250 MHz,
CHLOROFORM-d) δ ppm 1.24 (6 H, s), 1.46 (6 H, s), 2.12 - 2.27 (2 H, m), 2.29 - 2.43 (3
30 H, m), 3.04 (2 H, t, $J=7.31$ Hz), 3.55 (2 H, d, $J=6.24$ Hz), 3.61 (2 H, s), 4.96 (1 H, s), 5.32
- 5.46 (1 H, m).

Examples in table 4, Method C are synthesised according to this procedure

Method D:

35 **Synthesis of example 5**



Step 1: Synthesis of compound D-2

To a solution of 75 g (0.75 mol) of compound D-1 in THF (150 mL) is added a suspension of 28.4 g (0.75 mol) LiAlH₄ in THF (600 mL) under nitrogen atmosphere maintaining the temperature below 30 °C with the aid of an ice-bath. Then the reaction is allowed to warm to room temperature and stirred for 5 h. The reaction is quenched by addition of saturated aqueous NH₄Cl solution until effervescence ceased. The resulting precipitate is removed by filtration through celite® and washed with THF (150 mL). The filtrate is concentrated under reduced pressure to afford 71.1 g of compound D-2 as a pale yellow oil. Yield: 92%,
¹H NMR (500 MHz, CHLOROFORM-*d*) δ ppm 1.54 (2 H, m), 1.81 - 1.92 (2 H, m), 2.11 (1 H, br. s.), 3.38 - 3.47 (2 H, m), 3.83 (1 H, tt, *J*=9.10, 4.38 Hz), 3.94 (2 H, dt, *J*=11.88, 4.15 Hz).

Step 2: Synthesis of compound D-3

To a solution of 133 g (1.31 mol) of compound D-2 in pyridine (1.5 L) are added 373 g (1.95 mol) of *p*-toluenesulfonylchloride portionwise at 10 °C. After complete addition the reaction is allowed to warm to room temperature and stirred for 18 h. The reaction is poured onto a stirred mixture of aqueous HCl/ice. The resulting precipitate is isolated by filtration and dissolved in DCM (1 L). The organic layer is washed with 1M aqueous HCl

5 solution (1 L), followed by saturated aqueous NaHCO₃ solution (1 L) and is then dried over Na₂SO₄. Filtration and concentration of the filtrate under reduced pressure gives 300 g of compound D-3 as an orange oil. Yield: 90%, ES-MS: m/z: 257 [M+H], 279 [M+Na].
1H-NMR (250 MHz, CHLOROFORM-*d*) δ ppm 1.66 - 1.96 (4 H, m), 2.45 (3 H, s), 3.47 (2
H, ddd, *J*=11.76, 8.19, 3.50 Hz), 3.79 - 3.95 (2 H, m), 4.69 (1 H, tt, *J*=8.13, 4.13 Hz), 7.35
10 (2 H, d, *J*=8.07 Hz), 7.76 - 7.87 (2 H, m)

Step 3: Synthesis of compound D-4

To a solution of 300 g (1.175 mol) of compound D-3 in DMF (3 L) are added 268 g (2.35 mol) potassium thioacetate, followed by a catalytic amount of NaI (0.12 g, 10 mol%) at
15 room temperature. After complete addition, the reaction is heated to 50 °C for 20 h. The reaction mixture is partitioned between TBME (3 L) and water (3 L), the aqueous layer is extracted with TBME (2 L), then saturated with NaCl and extracted again with TBME (2 x 2 L). The combined organic extracts are dried over Na₂SO₄, filtered and the solvent is removed under reduced pressure to afford 153 g of compound D-4. Yield: 81%; ES-MS:
20 m/z 161 [M+H]; 1H-NMR (250 MHz, CHLOROFORM-*d*) δ ppm 1.47 - 1.98 (4 H, m), 2.30 (3 H, s), 3.41 - 3.74 (3 H, m), 3.88 (2 H, dt, *J*=11.76, 3.86 Hz)

Step 4: Synthesis of compound D-5 A solution of 153 g (0.96 mol) of compound D-4 in ethanol (3.5 L) is degassed with nitrogen over 0.5 h and 125 g (2.23 mol) of KOH are
25 added. Then a solution of 250 mL (1.68 mol) of ethyl α-bromoisobutyrate in EtOH (1 L) are added over 0.5 h, during which the temperature is increased to 40 °C. The reaction is stirred for 18 h at room temperature under a nitrogen atmosphere. The reaction mixture is filtered, the solid is washed with ethanol (0.5 L) and the filtrate is concentrated under reduced pressure. The crude material is dryloaded onto silica and purified by dry-flash
30 column chromatography (silica, eluent: n-heptanes, 2-10% ethyl acetate) to afford 158 g of compound D-5 as an orange-brown oil. Yield: 71%; ES-MS: m/z 233 [M+H]; 1H-NMR (500 MHz, CHLOROFORM-*d*) δ ppm 1.28 (3 H, t, *J*=7.17 Hz), 1.52 (6 H, s), 1.56 - 1.67 (2 H, m), 1.85 (2 H, dt, *J*=13.35, 1.64 Hz), 3.04 (1 H, tt, *J*=10.60, 4.20 Hz), 3.40 - 3.49 (2 H, m), 3.88 (2 H, dt, *J*=11.75, 3.81 Hz), 4.14 - 4.20 (2 H, m)

35

5 Step 5: Synthesis of compound D-6

To a solution of 158 g (0.68 mol) of compound D-5 in 1,4-dioxane/water (4/1, 1.6 L) are added 835 g (1.35 mol) of oxone® in portions over 50 min. The reaction mixture is stirred at room temperature for 18 h. The solid is removed by filtration and washed with 1,4-dioxane (1 L). The combined filtrates are concentrated under reduced pressure. The residue is dissolved in ethyl acetate (1.5 L) and washed with water (1 L). The organic layer is dried over Na₂SO₄, filtered and the solvent is removed under reduced pressure to afford 166 g of compound D-6 as a yellow oil. Yield: 92%, ES-MS: m/z 265 [M+H], 287 [M+Na]; ¹H-NMR (250 MHz, CHLOROFORM-d) δ ppm 1.30 (3 H, t, J=7.08 Hz), 1.65 (6 H, s), 1.89 - 2.10 (4 H, m), 3.34 - 3.51 (2 H, m), 3.72 - 3.90 (1 H, m), 4.06 (2 H, dt, J=11.69, 3.60 Hz), 4.24 (2 H, q, J=7.16 Hz)

Step 6: Synthesis of compound D-7

To a solution of 166 g (0.63 mol) of compound D-6 in THF/water (4/1, 1.66 L) are added 50.5 g (1.26 mol) of NaOH pellets in portions over 20 min. The reaction is stirred at room temperature for 2.5 d. The organic solvent is removed under reduced pressure and the aqueous residue is diluted with water (2 L) and washed with DCM (2 L). The aqueous layer is acidified to pH 1-2 with concentrated HCl and then extracted with DCM (3 x 2 L). The acidic aqueous is further saturated with NaCl and extracted again with DCM (6 x 2 L). The combined organic extracts are concentrated under reduced pressure to give 123 g of compound D-7 as a white solid. Yield: 83%, ES-MS: m/z 235 [M-H]; ¹H-NMR (500 MHz, CHLOROFORM-d) δ ppm 1.71 (6 H, s), 1.94 - 2.12 (4 H, m), 3.47 (2 H, td, J=11.41, 2.98 Hz), 3.73 - 3.86 (1 H, m), 4.07 - 4.15 (2 H, m), 6.82 (1 H, br. s.)

Step 7: Synthesis of compound D-8

Activation of 60 g (0.25 mol) of compound D-7 as the corresponding acid chloride is achieved by treatment with thionyl chloride (0.9 L, 12.39 mol) at 60 °C for 1.5 h. The reaction is cooled to room temperature and acid chloride mixture was evaporated to dryness. The acid chloride mixture is dissolved in DCM (200 mL).

This acid chloride solution is added dropwise over 20 mins to a stirred suspension of 36 g (0.25 mol) of 3-tert-butyl-isoxazol-5-ylamine and 0.6 L (0.50 mol) of N,N-

- 5 diisopropylethylamine in DCM (400 mL) at 35 °C. After complete addition the reaction is stirred at room temperature for 17 h. The solvent is removed under reduced pressure. The residue is purified by dry-flash column chromatography (silica, eluent heptanes, 20% ethyl acetate) to yield 50 g of light brown solid. Solid is re-crystallized from (50% IPA in heptane) to afford 34 g of compound D-8 Yield: 43%; ES-MS: m/z 359 [M+H];
- 10 ¹H-NMR (400 MHz, *CHLOROFORM-d*) δ ppm 1.33 (9 H, s), 1.76 (6 H, s), 1.83 - 1.91 (2 H, m), 1.92 - 2.05 (2 H, m), 3.34 - 3.51 (3 H, m), 4.07 (2 H, ddd, *J*=11.86, 2.20, 2.08 Hz), 6.27 (1 H, s), 9.60 (1 H, s)

Step 8: Synthesis of Example 5

- 15 To a solution of 100 mg (0.42 mmol) of compound D-8 in anhydrous THF (1 mL) is added 2 mL (4.78 mmol) of 1M solution BH₃ in THF at room temperature. The reaction is stirred for 4.5 h. The reaction mixture is quenched by addition of MeOH. The solvent is removed under reduced pressure. The residue is dissolved in DCM, washed with saturated solution of sodium bicarbonate and brine, dried (Na₂SO₄) and filtered. The filtrate is concentrated
- 20 under reduced pressure and the resulting residue is purified by column chromatography (silica on Biotage system, eluent: DCM, ethyl acetate 10%) to afford 67 mg of example 5. Yield: 47%; ES-MS: m/z 345 [M+H]. ¹H-NMR (400 MHz, *CHLOROFORM-d*) δ ppm 1.28 (9 H, s), 1.49 (6 H, s), 1.85 - 2.19 (4 H, m), 3.27 - 3.51 (3 H, m), 3.56 (2 H, d, *J*=6.36 Hz), 4.03 - 4.23 (2 H, m), 4.93 (1 H, s), 5.25 (1 H, s)

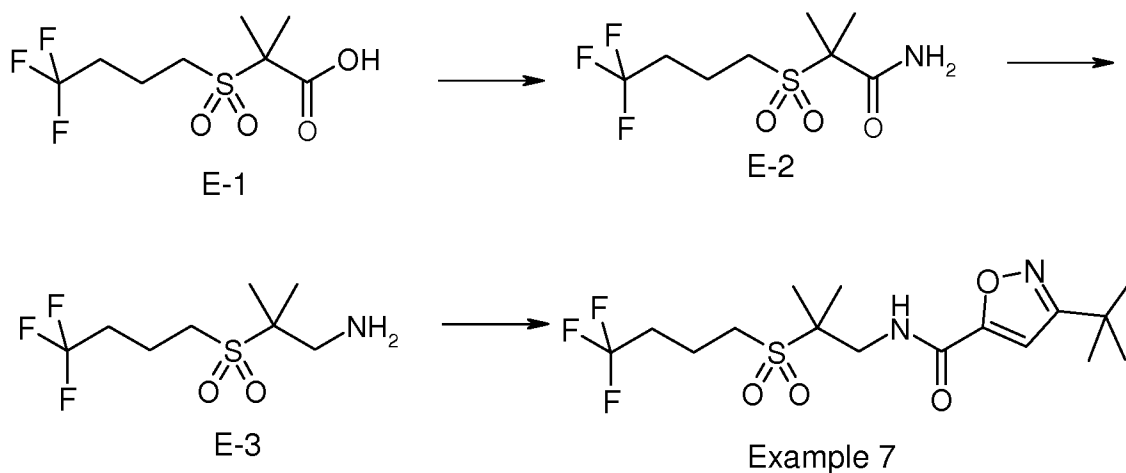
25

Examples in table 4, Method D are synthesised according to this procedure

Method E

Synthesis of Example 7

30



5

Step 1: Synthesis of compound E-2.

Activation of 1 g (3.8mmol) of compound E-1 (prepared according to Method C, step 1-3) as the corresponding acid chloride is achieved by treatment with oxalyl chloride (0.39 mL, 4.6 mmol) and DMF (1 drop) in DCM (20mL) at room temperature for 18 h. The reaction is concentrated under reduced pressure. The crude acid chloride is dissolved in DCM (20 mL) and added dropwise to a solution of aqueous ammonia (30 wt%, 10 mL) at 0 °C. The reaction is stirred at room temperature for 16 h. The layers are separated and the aqueous phase is extracted with DCM (3 x 20 mL). The combined organic extracts are dried (MgSO₄), filtered and the filtrate is concentrated under reduced pressure to give 1.01 g of compound E-2. Yield 87%, ES-MS: m/z 262 [M+H], ¹H NMR (500 MHz, CHLOROFORM-*d*) δ ppm 1.68 (s, 6 H), 2.11 - 2.26 (m, 2 H), 2.27 - 2.41 (m, 2 H), 3.16 (t, *J*=7.57 Hz, 2 H), 5.63 (br. s., 1 H), 6.64 (br. s., 1 H).

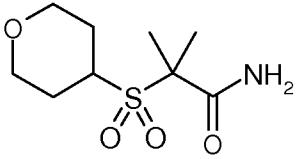
15

According to the above procedure the following amines are made

20

Table 2

Structure	¹ H-NMR	Yield [%]	m/z [M+H]
	(500 MHz, CHLOROFORM- <i>d</i>) δ ppm 1.68 (s, 6 H), 2.11 - 2.26 (m, 2 H), 2.27 - 2.41 (m, 2 H), 3.16 (t, <i>J</i> =7.57 Hz, 2 H), 5.63 (br. s., 1 H), 6.64 (br. s., 1 H)	87	262

	(500 MHz, CHLOROFORM- <i>d</i>) δ ppm 1.68 (s, 6 H), 1.92 - 2.10 (m, 4 H), 3.34 - 3.46 (m, 2 H), 3.46- 3.58 (m, 1 H), 4.03 - 4.13 (m, 2 H), 5.57 (br. s., 1 H), 6.91 (br. s., 1 H)	83	258 [M+Na]
---	--	----	---------------

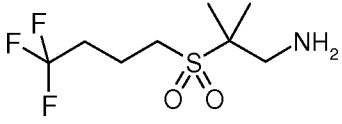
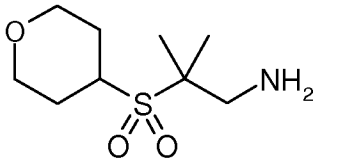
5

Step 2: Synthesis of compound E-3

To a suspension of 252 mg (6.7mmol) of lithium aluminium hydride in anhydrous THF (10 mL) is added a solution of 1.01 g (3.9 mmol) of compound E-2 in anhydrous THF (10 mL) at 0 °C. The resulting mixture is allowed to warm to room temperature and stirred for 18 h.

10 Additional lithium aluminium hydride (12 mL, 1M solution in THF) is added and the mixture is heated at 50 °C for 3 h. The reaction is quenched by addition of saturated aqueous NH₄Cl solution. The resulting precipitate is removed by filtration and washed with THF. The filtrate is concentrated under reduced pressure and the residue is purified by column chromatography (silica, eluent: ethyl acetate/heptanes) to give 597mg of
 15 compound E-3. Yield: 73%, ES-MS: m/z 248 [M+H], ¹H NMR (500 MHz, CHLOROFORM-*d*) δ ppm 1.40 (s, 6 H), 2.13 - 2.26 (m, 2 H), 2.27 - 2.41 (m, 2 H), 3.06 (s, 2 H), 3.17 - 3.25 (m, 2 H).

According to the above procedure the following amines are made with the following modification to be noted: compound E-4 is purified by chromatography (silica, eluent:
 20 DCM/methanol).

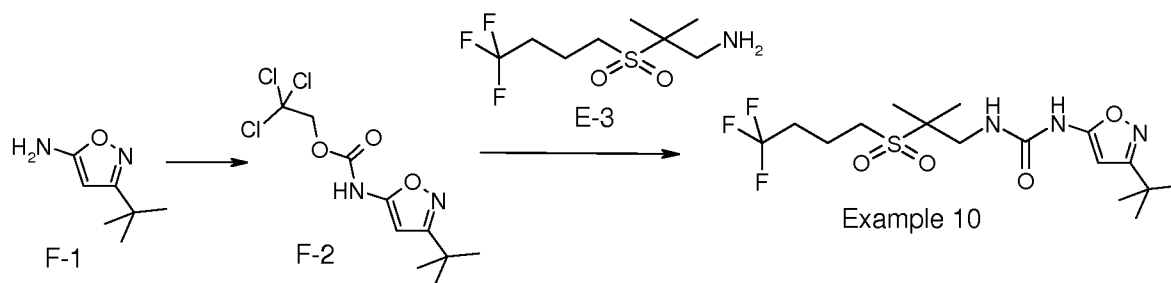
compound	Structure	¹ H-NMR	Yield [%]	m/z [M+H]
E-3		(500 MHz, CHLOROFORM- <i>d</i>) δ ppm 1.40 (s, 6 H), 2.13 - 2.26 (m, 2 H), 2.27 - 2.41 (m, 2 H), 3.06 (s, 2 H), 3.17 - 3.25 (m, 2 H)	73	248
E-4		(500 MHz, CHLOROFORM- <i>d</i>) δ ppm 1.39 - 1.43 (m, 6 H), 1.89 - 2.11 (m, 4 H), 3.05 (s, 2 H), 3.37- 3.48 (m, 2 H), 3.55 - 3.66 (m, 1H), 4.05 -	26	222

		4.14 (m, 2 H)		
--	--	---------------	--	--

5 **Table 3****Step 3: Synthesis of Example 7**

Activation of 68 mg (0.4 mmol) of 3-tert-butyl-isoxazole-5-carboxylic acid as the corresponding acid chloride is achieved by treatment with oxalyl chloride (0.07 mL, 0.8 mmol) and DMF (1 drop) at room temperature for 18 h. The reaction is concentrated under reduced pressure. The crude acid chloride is dissolved in THF (5 mL) and is added to a solution of 100 mg (0.4mmol) of compound E-3 and N,N-diisopropylethylamine (0.2 mL, 1.2mmol) in THF (10 mL). The reaction is stirred at room temperature for 16 h. The reaction mixture is concentrated under reduced pressure. The residue is purified by column chromatography (silica, eluent: ethyl acetate/heptanes) followed by trituration with heptanes to give 23mg of example 7. Yield: 14%; ES-MS: m/z 399 [M+H]; ¹H NMR (500 MHz, CHLOROFORM-*d*) δ ppm 1.33 - 1.39 (9 H, m), 1.47 (6 H, s), 2.24 (2 H, quin, *J*=7.49 Hz), 2.32 - 2.43 (2 H, m), 3.06 (2 H, t, *J*=7.49Hz), 3.85 (2 H, d, *J*=6.31 Hz), 6.84 (1 H, s), 7.37 (1 H, t, *J*=5.99 Hz)

20 Examples in table 4, Method E are synthesised according to this procedure

Method F**Synthesis of Example 10**

25

Step 1: Synthesis of compound F-2.

5 Trichloroethyl chloroformate (1.1 mL, 8.6mmol) is added to a mixture of 1 g (7.1 mmol) of compound F-1 and 1.8 g (21.4 mmol) of sodium hydrogen carbonate in ethyl acetate/water (1/1, 20 mL) at room temperature. The resulting mixture is vigorously stirred for 3 d and then additional trichloroethyl chloroformate (1.1 mL, 8.6mmol) and sodium hydrogen carbonate (1.8 g, 21.4 mmol) are added. The mixture is stirred for a
10 further 3 h. The aqueous layer is separated and extracted with ethyl acetate (2 x 25mL). The organic layers are combined, dried over MgSO₄, filtered and the filtrate is concentrated under reduced pressure. The residue is purified by column chromatography (silica, eluent: ethyl acetate/heptanes) followed by trituration with heptanes to give 397 mg of compound F-2. Yield: 18%; ES-MS: m/z 315 [M+H]; ¹H NMR (250 MHz,
15 CHLOROFORM-*d*) δ ppm 1.33 (s, 9 H) 4.86 (s, 2 H) 6.11 (s, 1 H) 7.68 (br. s., 1 H)

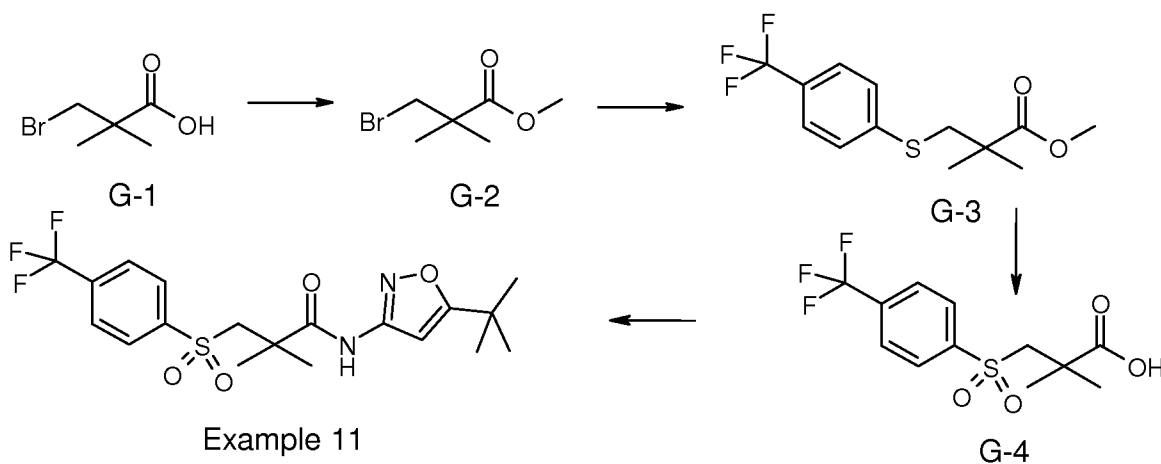
Synthesis of Example 10

To a solution of 83 mg (0.4 mmol) of compound E-3 and 0.14 mL (0.81mmol) of N,N-diisopropylethylamine in 1,1-dichloroethane (2 mL) are added 111 mg (0.35 mmol) of
20 compound F-2 and the resulting solution is stirred at 80 °C for 2 h. The solvent is removed under reduced pressure. The residue is purified by column chromatography (silica, eluent: ethyl acetate/heptanes) to give 45 mg of example 10. Yield: 27 %; ES-MS: m/z 414 [M+H], ¹H NMR (500 MHz, CHLOROFORM-*d*) δ ppm 1.32 (9 H, s), 1.48 (6 H, s), 2.16 - 2.28 (2 H, m), 2.29 - 2.43 (2 H, m), 3.07 (2 H, t, *J*=7.49 Hz), 3.74 (2 H, d, *J*=6.15 Hz), 5.99
25 (1 H, s), 6.18 (1 H, t, *J*=5.36 Hz), 8.18 (1 H, br. s.)

Examples in table 4, Method F are synthesised according to this procedure

Method G

Synthesis of Example 11



Step 1: Synthesis of compound G-2

To a solution of compound G-1 (2 g, 11.1 mmol) in toluene/methanol (4/1, 20 mL) at 0 °C is added (trimethylsilyl)diazomethane (2 M in diethyl ether, 11 mL, 22.1 mmol) slowly under nitrogen atmosphere. The reaction is allowed to warm to room temperature to afford 1.78 g of compound G-2. Yield: 84%; ¹H-NMR (400 MHz, CHLOROFORM-*d*) δ ppm 1.23 (6 H, s), 3.41 (2 H, s), 3.62 (3 H, s).

Step 2: Synthesis of compound G-3

To a solution of 4-trifluoromethylbenzene thiol (1.0 g, 5.6 mmol) in ethanol (15 mL) are added potassium hydroxide pellets (0.31 g, 5.6 mmol), followed by compound G-2 (1.1 g, 5.6 mmol). The reaction is heated to 80 °C for 16 h. The reaction is cooled to room temperature and the solid is removed by filtration. The filtrate is concentrated under reduced pressure. The residue is dissolved in DCM and washed with water, then brine. The organic layer is dried over Na₂SO₄, filtered and the filtrate is concentrated under reduced pressure to afford 1.4 g of compound G-3, which is used in the next step without further purification. Yield: 87%. *m/z* 293 [M+H]

Step 3: Synthesis of compound G-4

To a solution of compound G-3 (1.4 g, 4.8 mmol) in dioxane/water (4/1, 30 mL) is added oxone® (8.8 g, 14.4 mmol) portionwise. The reaction mixture is stirred at room temperature for 16 h.

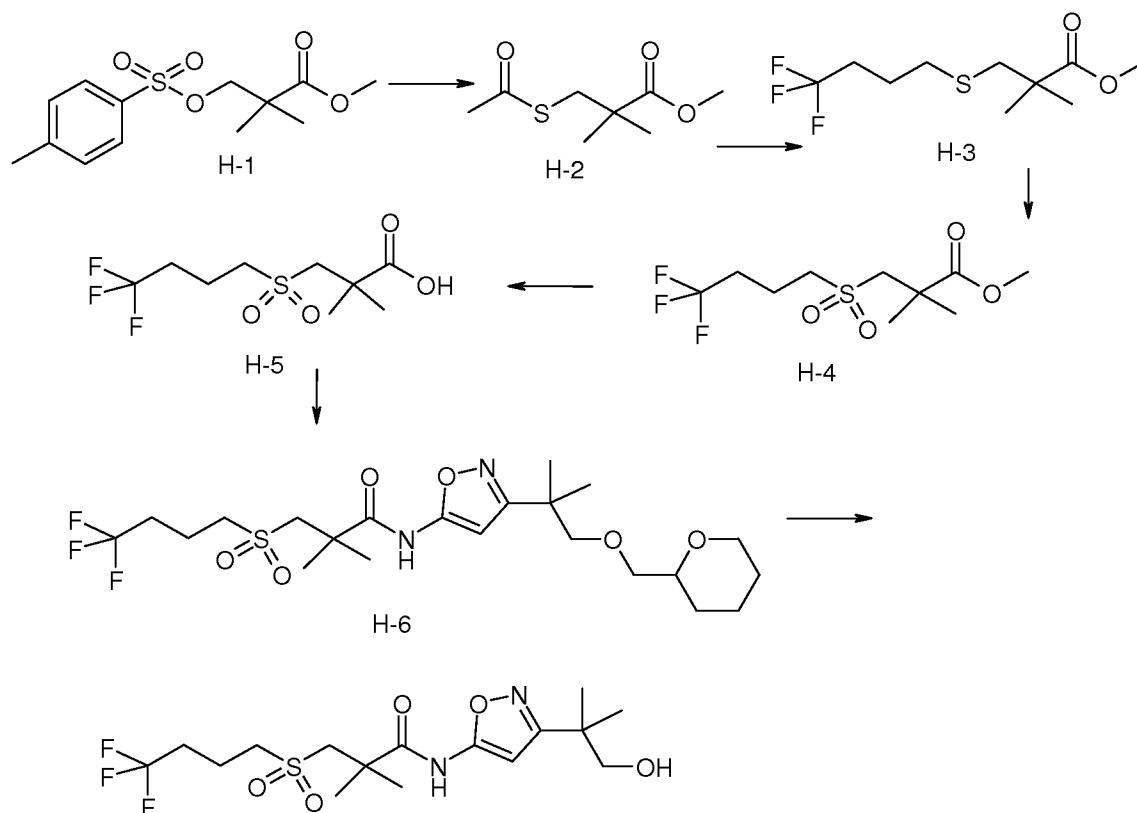
5 The reaction is filtered and the solids are washed with dioxane. The filtrate is concentrated under reduced pressure and the residue is dissolved in ethyl acetate and washed with brine, dried over Na₂SO₄ and filtered. The filtrate is concentrated under reduced pressure. The residue is dissolved in THF/water (4/1, 30 mL) and lithium hydroxide monohydrate (0.4 g, 9.6 mmol) is added. The reaction mixture is stirred at room temperature for 16 h,
10 then concentrated under reduced pressure to remove the organic solvent. The aqueous residue is diluted with water, washed with ethyl acetate, then acidified with 2M aqueous HCl solution to pH 2. The acidic aqueous layer is extracted with ethyl acetate (2 x 30 mL). The combined organic extracts are washed with brine, dried over Na₂SO₄, filtered and the filtrate is concentrated under reduced pressure to afford 1.19 g of compound G-4. Yield:
15 89%; ¹H-NMR (400 MHz, CHLOROFORM-d) δ ppm 1.48 (6 H, s), 3.52 (2 H, s), 7.83 (2 H, d, J=8.4 Hz), 8.04 (2 H, d, J=8.6 Hz)

Step 4: Synthesis of Example 11

Activation of 100 mg (0.36 mmol) of compound G-4 as its acid chloride is achieved by
20 treatment with thionyl chloride (27 mL) at 70 °C for 3 h. The reaction mixture is cooled to room temperature and excess thionyl chloride is removed under reduced pressure. The crude acid chloride is dissolved in DCM (3 mL) and added to a solution of 50 mg (0.36 mmol) of 5-tert-butyl-isoxazol-3-ylamine and N,N-diisopropylethylamine (62 μL, 0.36 mmol) in DCM (150 mL). The reaction is stirred at room temperature for 16 h. The reaction mixture is
25 diluted with DCM (3 mL) and washed with saturated aqueous NaHCO₃ solution (3 mL). The organic layer is separated and washed with brine (3 mL), dried over Na₂SO₄, filtered and the filtrate is concentrated under reduced pressure. The crude product is purified by column chromatography (silica, eluent: DCM, 5% ethyl acetate) to afford 71 mg of example 11. Yield 45%; ES-MS: m/z 433 [M+H]; ¹H-NMR (400 MHz, CHLOROFORM-d) δ ppm 1.26 (9 H, s),
30 1.52 (6 H, s), 3.53 (2 H, s), 6.54 (1 H, s), 7.72 (2 H, d, J=8.23 Hz), 7.99 (2 H, d, J=8.23 Hz), 8.81 (1 H, s)

Method H

Synthesis of Example 15



5

Example 15

Step 1: Synthesis of compound H-2

Compound H-2 is prepared by adaptation of methods described in the following reference: WO2008/039645, Boehringer Ingelheim Pharma International GMBH

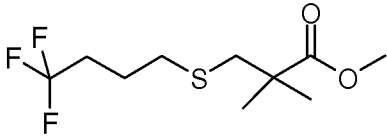
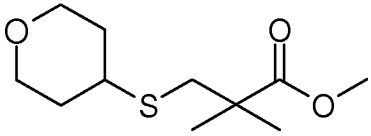
- 10 To a solution of compound H-1 (2.66 g, 7.43 mmol) in DMF (15 mL) are added slowly sodium iodide (0.111 g, 0.74 mmol) and potassium thioacetate (1.70 g, 14.86 mmol). The reaction is heated to 50 °C for 18 h. the solvent is removed under reduced pressure. The residue is dissolved in TBME (50 mL) and washed with water (2 x 10 mL), brine (10 mL), dried over Na₂SO₄ and filtered. The filtrate is concentrated under reduced pressure to
- 15 afford quantitatively compound H-2, which is used in the next step without further purification.

¹H NMR (250 MHz, CHLOROFORM-*d*) δ ppm 1.22 (6 H, s), 2.33 (3 H, s), 3.13 (2 H, s), 3.67 (3 H, s)

5 **Step 2: Synthesis of compound H-3**

To a solution of compound H-2 (1.4 g, 7.36 mmol) in ethanol (23 mL, degassed) under nitrogen atmosphere is added sodium methoxide (1.59 g, 29.43 mmol). The mixture is stirred for 10 min at room temperature, then 1-bromo-4,4,4-trifluorobutane (1.41 g, 7.36 mmol) is added and the mixture is heated in a microwave to 100 °C for 30 min, then concentrated under reduced pressure. The residue is dissolved in ethyl acetate and washed with saturated sodium bicarbonate solution (2 x 5 mL), 1M aqueous HCl solution (2 x 5 mL) and brine. The organic layer is dried over Na₂SO₄, filtered and the filtrate is concentrated under reduced pressure. The residue is purified by column chromatography (silica, eluent; heptanes, 20% ethyl acetate) to afford 1.45 g of compound H-3. Yield: 76%;
 10
 15 m/z 259 [M+H];

According to the above procedure the following intermediates are synthesised

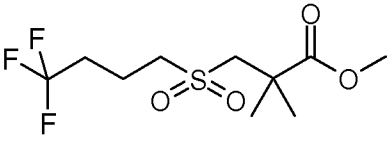
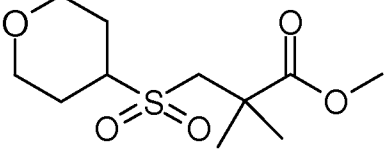
Structure	¹ H-NMR	Yield [%]	m/z [M+H]
	(250 MHz, CHLOROFORM-d) δ ppm 1.25 (6 H, s), 1.78 - 1.92 (2 H, m), 2.08 - 2.30 (2 H, m), 2.58 (2 H, t, J=7.08 Hz), 2.73 (2 H, s), 3.69 (3 H, s)	76	259
	(500 MHz, CHLOROFORM-d) δ ppm 1.26 (6 H, s), 1.55 - 1.65 (2 H, m), 1.89 (2 H, d, J=12.93 Hz), 2.76 (2 H, s), 2.80 (1 H, tt, J=10.76, 3.98 Hz), 3.41 (2 H, td, J=11.27, 2.21 Hz), 3.69 (3 H, s), 3.96 (2 H, dt, J=11.70, 3.61 Hz)	53 [#]	233

[#]Toluene-4-sulfonic acid tetrahydro-pyran-4-yl ester is used as alkylating reagent.

Step 3: Synthesis of compound H-4

20 To a solution of compound H-3 (1.45 g, 5.61 mmol) in dioxane/water (1/1, 40 mL) is added oxone® (6.9 g, 11.2 mmol) over 5 min. The reaction mixture is stirred at room temperature for 2.5 h. the solid is removed by filtration and washed with dioxane. The filtrate is concentrated under reduced pressure to remove the organic solvent. The aqueous

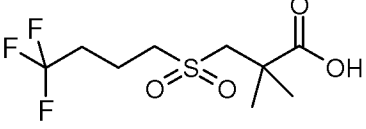
- 5 residue is partitioned between DCM (50 mL) and saturated aqueous NaHCO₃ solution (2 x 20 mL). the organic layer is dried over MgSO₄, filtered and the filtrate is concentrated under reduced pressure to afford 1.52 g of compound H-4. Yield; 94%; m/z 291 [M+H]. According to the above procedure the following intermediates are synthesised

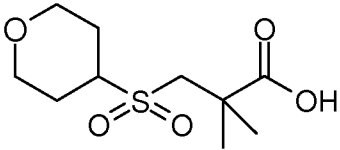
Structure	¹ H-NMR	Yield [%]	m/z [M+H]
	(500 MHz, CHLOROFORM- <i>d</i>) δ ppm 1.45 (6 H, s), 2.15 (2 H, quin, <i>J</i> =7.63 Hz), 2.27 - 2.39 (2 H, m), 3.05 - 3.10 (2 H, m), 3.36 (2 H, s), 3.76 (3 H, s)	94	291
	(500 MHz, CHLOROFORM- <i>d</i>) δ ppm 1.45 (6 H, s), 1.86 - 1.96 (2 H, m), 2.03 (2 H, dd, <i>J</i> =12.93, 1.58 Hz), 3.06 (1 H, tt, <i>J</i> =12.02, 3.82 Hz), 3.29 (2 H, s), 3.40 (2 H, td, <i>J</i> =11.86, 1.81 Hz), 3.75 (3 H, s), 4.13 (2 H, dd, <i>J</i> =11.51, 4.26 Hz)	64	265

10 **Step 4: Synthesis of compound H-5**

- To a solution of compound H-4 (1.54 g, 5.31 mmol) in THF/water (1/1, 40 mL) is added lithium hydroxide (0.44 g, 18.33 mmol). The reaction mixture is stirred at room temperature for 16 h. The filtrate is concentrated under reduced pressure to remove the organic solvent. The aqueous residue is washed with diethyl ether (50 mL) and then
- 15 acidified with 6N aqueous HCl solution. The acidic aqueous layer is extracted with ethyl acetate (3 x 50 mL). The combined organic extracts are dried over MgSO₄, filtered and the filtrate is concentrated under reduced pressure to afford 1.26 g of compound H-5. Yield: 86%; m/z 275 [M-H];

According to the above procedure the following intermediates are synthesised:

Structure	¹ H-NMR	Yield [%]	m/z [M-H]
	(500 MHz, CHLOROFORM- <i>d</i>) δ ppm 1.49 (6 H, s), 2.12 - 2.20 (2 H, m), 2.27 - 2.39 (2 H, m), 3.07 - 3.13 (2 H, m), 3.38 (2 H, s).	86	275

	(500 MHz, <i>CHLOROFORM-d</i>) δ ppm 1.50 (6 H, s), 1.87 - 1.97 (2 H, m), 2.00 - 2.07 (2 H, m), 3.08 (1 H, tt, $J=12.00$, 3.92 Hz), 3.30 (2 H, s), 3.41 (2 H, td, $J=11.86$, 1.66 Hz), 4.14 (2 H, dd, $J=11.51$, 4.10 Hz)	77	249
---	--	----	-----

5

Step 5: Synthesis of compound H-6

Activation of 200 mg (0.72 mmol) of compound H-5 as the corresponding acid chloride is achieved by treatment with oxalyl chloride (0.12 mL, 1.45 mmol) and DMF (cat., 10 mol%) in DCM (1 mL) at room temperature for 4 h. The reaction is concentrated under reduced pressure and the residue is taken up into THF (1 mL).

10

This acid chloride solution is added dropwise to a stirred solution of 174 mg (0.72 mmol) of 3-[1,1-dimethyl-2-(tetrahydro-pyran-2-yloxy)-ethyl]-isoxazol-5-ylamine and 0.38 mL (2.17 mmol) of *N,N*-diisopropylethylamine in THF (1 mL). The reaction is stirred at room temperature for 17 h. The solvent is removed under reduced pressure. The residue is purified by preparative HPLC (neutral method) to yield 144 mg of compound H-6.

15

Step 6: Synthesis of Example 15

A solution of 144 mg of compound H-6 in DCM/methanol (1/1, 2 mL) is treated with MP-TsOH resin (292 mg, loading 3.3 mmol/g) and the reaction is shaken on an orbital shaker at room temperature for 18 h. The resin is removed by filtration and washed with DCM/methanol (1/1, 10 mL). The combined filtrates are concentrated under reduced pressure and the residue is purified by column chromatography (silica, eluent: heptanes, 0-50% ethyl acetate) to afford 31 mg of example 15 as a white solid.

20

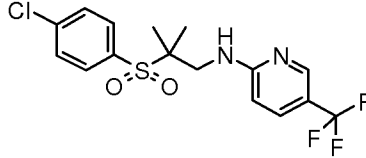
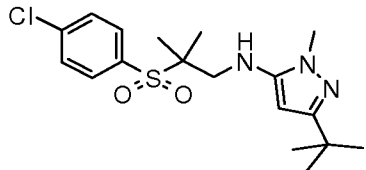
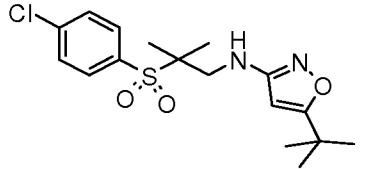
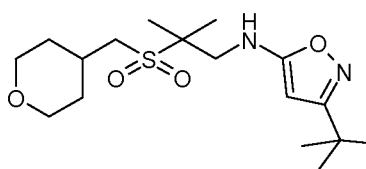
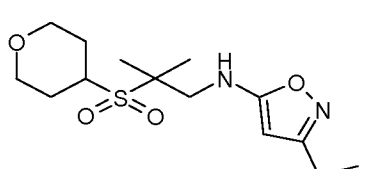
Examples in Table 6, Method H are synthesised according to this procedure with the following modification to be noted; for BI00667931, BI00667934, BI00667930 and BI00667889 step 6 is not required.

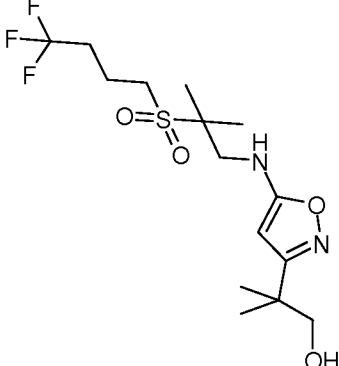
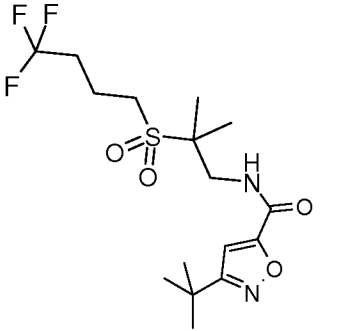
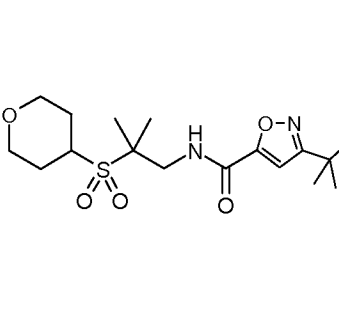
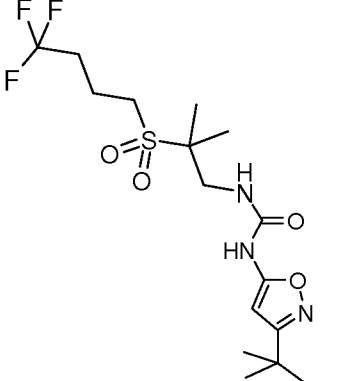
25

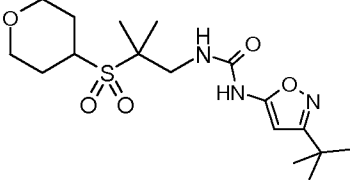
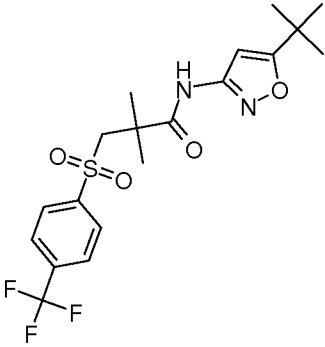
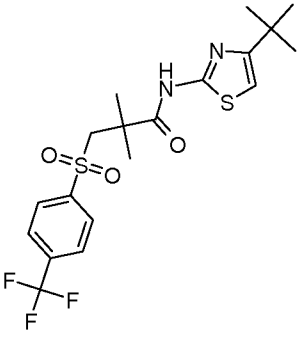
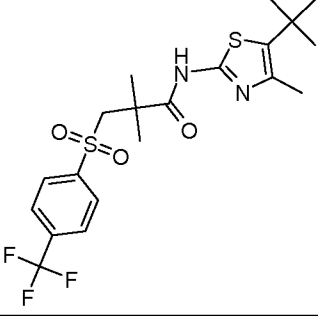
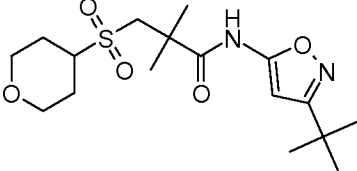
Examples

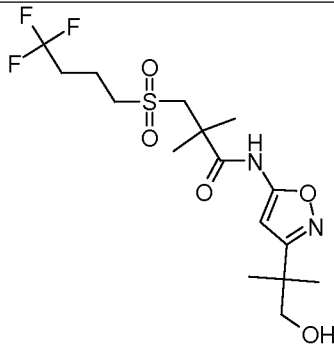
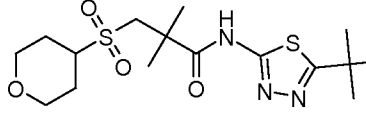
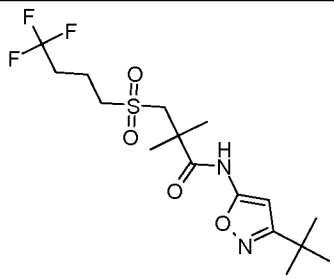
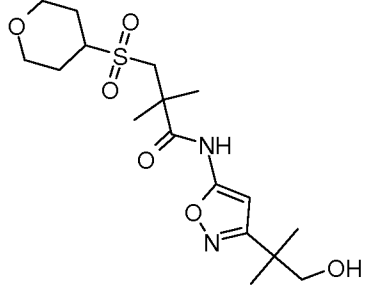
Table 4

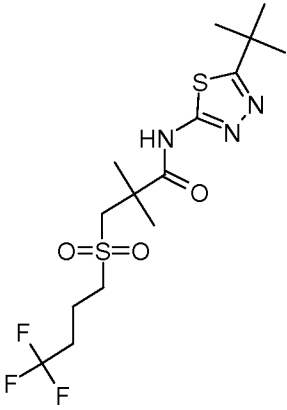
Example	Structure	¹ H-NMR	Method	m/z
---------	-----------	--------------------	--------	-----

				[M+H]
1		(400 MHz, <i>CHLOROFORM-d</i>) δ ppm 1.35 (6 H, s), 3.86 (2 H, d, $J=6.04$ Hz), 5.81 (1 H, br. s.), 6.53 (1 H, d, $J=8.78$ Hz), 7.44 - 7.69 (3 H, m), 7.82 (2 H, d, $J=8.23$ Hz), 8.30 (1 H, s)	A	407/409
2		(400 MHz, <i>CHLOROFORM-d</i>) δ ppm 1.27 (9 H, s), 1.39 (6 H, s), 3.29 (2 H, d, $J=6.22$ Hz), 3.63 (3 H, s), 4.35 (1 H, t, $J=5.95$ Hz), 5.27 (1 H, s), 7.57 (2 H, d, $J=8.05$ Hz), 7.81 (2 H, d, $J=8.23$ Hz)	A	398/400
3		(400 MHz, <i>CHLOROFORM-d</i>) δ ppm 1.31 (9 H, s), 1.36 (6 H, s), 3.50 (2 H, d, $J=6.11$ Hz), 4.80 (1 H, t, $J=5.99$ Hz), 5.50 (1 H, s), 7.49 - 7.63 (2 H, m), 7.73 - 7.89 (2 H, m)	A	385/387
4		(400 MHz, <i>CHLOROFORM-d</i>) δ ppm 1.27 (9 H, s), 1.39 - 1.59 (8 H, m), 1.81 - 1.99 (2 H, m), 2.32 - 2.53 (1 H, m), 2.79 - 2.90 (2 H, m), 3.40 - 3.52 (2 H, m), 3.54 (2 H, d, $J=6.36$ Hz), 3.90 - 4.06 (2 H, m), 4.94 (1 H, s), 5.18 (1 H, t, $J=6.36$ Hz)	B	359
5		(400 MHz, <i>CHLOROFORM-d</i>) δ ppm 1.28 (9 H, s), 1.49 (6 H, s), 1.85 - 2.19 (4 H, m), 3.27 - 3.51 (3 H, m), 3.56 (2 H, d, $J=6.36$ Hz), 4.03 - 4.23 (2 H, m), 4.93 (1 H, s), 5.25 (1 H, s)	D	345

6		<p>(250 MHz, <i>CHLOROFORM-d</i>) δ ppm 1.24 (6 H, s), 1.46 (6 H, s), 2.12 - 2.27 (2 H, m), 2.29 - 2.43 (3 H, m), 3.04 (2 H, t, $J=7.31$ Hz), 3.55 (2 H, d, $J=6.24$ Hz), 3.61 (2 H, s), 4.96 (1 H, s), 5.32 - 5.46 (1 H, m).</p>	C	387
7		<p>(500 MHz, <i>CHLOROFORM-d</i>) δ ppm 1.33 - 1.39 (9 H, m), 1.47 (6 H, s), 2.24 (2 H, quin, $J=7.49$ Hz), 2.32 - 2.43 (2 H, m), 3.06 (2 H, t, $J=7.49$Hz), 3.85 (2 H, d, $J=6.31$ Hz), 6.84 (1 H, s), 7.37 (1 H, t, $J=5.99$ Hz)</p>	E	399
8		<p>(500 MHz, <i>CHLOROFORM-d</i>) δ ppm 1.36 (9 H, s), 1.49 (6 H, s), 1.95 - 2.03 (2 H, m), 2.02 - 2.13 (2 H, m), 3.36 - 3.49 (3 H, m), 3.85 (2 H, d, $J=6.15$ Hz), 4.12 (2 H, dt, $J=9.62, 2.29$ Hz), 6.83 (1 H, s), 7.47 (1 H, t, $J=5.99$ Hz)</p>	E	373
9		<p>(500 MHz, <i>CHLOROFORM-d</i>) δ ppm 1.32 (9 H, s), 1.48 (6 H, s), 2.16 - 2.28 (2 H, m), 2.29 - 2.43 (2 H, m), 3.07 (2 H, t, $J=7.49$ Hz), 3.74 (2 H, d, $J=6.15$ Hz), 5.99 (1 H, s), 6.18 (1 H, t, $J=5.36$ Hz), 8.18 (1 H, br. s.)</p>	F	414

10		(500 MHz, CHLOROFORM- <i>d</i>) δ ppm 1.32 (9 H, s), 1.50 (6 H, s), 1.92 - 2.12 (4 H, m), 3.37 - 3.51 (3 H, m), 3.74 (2 H, d, $J=6.15$ Hz), 4.11 (2 H, dd, $J=11.74, 2.76$ Hz), 6.01 (1 H, s), 6.24 (1 H, t, $J=5.83$ Hz), 8.13 (1 H, br. s.)	F	388
11		(400 MHz, CHLOROFORM- <i>d</i>) δ ppm 1.26 (9 H, s), 1.52 (6 H, s), 3.53 (2 H, s), 6.54 (1 H, s), 7.72 (2 H, d, $J=8.23$ Hz), 7.99 (2 H, d, $J=8.23$ Hz), 8.81 (1 H, s)	G	433
12		(400 MHz, CHLOROFORM- <i>d</i>) δ ppm 1.25 (9 H, s), 1.54 (6 H, s), 3.56 (2 H, s), 6.48 (1 H, s), 7.68 (2 H, d, $J=8.23$ Hz), 7.97 (2 H, d, $J=8.23$ Hz), 9.15 (1 H, br. s.)	G	449
13		(400 MHz, CHLOROFORM- <i>d</i>) δ ppm 1.38 (9 H, s), 1.50 (6 H, s), 2.42 (3 H, s), 3.72 (2 H, s), 7.71 (2 H, d, $J=8.05$ Hz), 7.97 (2 H, d, $J=7.50$ Hz)	G	463
14		(500 MHz, CHLOROFORM- <i>d</i>) δ ppm 1.33 (9 H, s), 1.52 - 1.68 (8 H, m), 1.84 - 1.97 (2 H, m), 1.97 - 2.08 (2 H, m), 3.08 (1	H	373

		H, tt, J=12.04, 3.88 Hz), 3.33 - 3.46 (4 H, m), 4.07 - 4.18 (2 H, m), 6.32 (1 H, s), 8.43 (1 H, s)		
15		(500 MHz, CHLOROFORM-d) δ ppm 1.31 (6 H, s), 1.58 (6 H, s), 2.15 (2 H, quin, J=7.63 Hz), 2.24 - 2.39 (3 H, m), 3.05 - 3.17 (2 H, m), 3.46 (2 H, s), 3.68 (2 H, s), 6.35 (1 H, s), 8.46 (1 H, s)	H	415
16		(500 MHz, CHLOROFORM-d) δ ppm 1.48 (9 H, s), 1.63 (6 H, s), 1.81 - 1.97 (2 H, m), 1.96 - 2.09 (2 H, m), 2.98 - 3.21 (1 H, m), 3.34 (1 H, s), 3.35 - 3.45 (2 H, m), 3.49 (1 H, s), 4.01 - 4.22 (2 H, m)	H	390
17		(500 MHz, CHLOROFORM-d) δ ppm 1.35 (9 H, s), 1.60 (6 H, s), 2.05 - 2.21 (2 H, m), 2.24 - 2.44 (2 H, m), 3.05 - 3.21 (2 H, m), 3.47 (2 H, s), 6.33 (1 H, s), 8.41 (1 H, br. s.)	H	399
18		(500 MHz, CHLOROFORM-d) δ ppm 1.31 (6 H, s), 1.59 (6 H, s), 1.86 - 1.97 (2 H, m), 1.99 - 2.07 (2 H, m), 3.09 (1 H, tt, J=12.02, 3.82 Hz), 3.36 - 3.45 (4 H, m), 3.68 (2 H, s), 4.14 (2 H, dd, J=11.59, 4.02 Hz), 6.34 (1 H, s), 8.49 (1 H, s)	H	389

19		<p>(500 MHz, CHLOROFORM-d) δ ppm 1.47 (9 H, s), 1.66 (6 H, s), 2.06 - 2.15 (2 H, m), 2.22 - 2.31 (2 H, m), 3.09 (2 H, t, J=7.63 Hz), 3.71 (2 H, s)</p>	H	416
----	---	--	---	-----

5

Assessment of Biological Properties

The biological properties of the compounds of the formula I are assessed using the assays described below.

10

A. Human CB1 and CB2 Receptor Binding:

Experimental Method:

CB2 membranes are purchased and made from HEK293 EBNA cells stably transfected with human CB2 receptor cDNA (Perkin Elmer Life and Analytical Sciences). CB1 membranes are isolated from HEK cells stably co-transfected with human CB1 receptor and G α 16 cDNA's. The membrane preparation is bound to scintillation beads (Ysi-Poly-L-lysine SPA beads, GE Healthcare) for 4 h at room temperature in assay buffer containing 50mM Tris, pH 7.5, 2.5mM EDTA, 5mM MgCl₂, 0.8% fatty acid free Bovine Serum Albumin. Unbound membrane is removed by washing in assay buffer. Membrane-bead mixture is added to 96-well assay plates in the amounts of 15ug membrane per well (CB2) or 2.5ug per well (CB1) and 1mg SPA bead per well. Compounds are added to the membrane-bead mixture in dose-response concentrations ranging from 1x 10⁻⁵ M to 1x10⁻¹⁰ M with 0.25% DMSO, final. The competition reaction is initiated with the addition of ³H-CP55940 (Perkin Elmer Life and Analytical Sciences) at a final concentration of 1.5nM (CB2) or 2.5nM (CB1). The reaction is incubated at room temperature for 18 h and read on TopCount NXT plate reader. Total and non-specific binding is determined in the absence

25

5 and presence of 1.25uM Win 55212 (Sigma). IC50 values for each compound are calculated as the concentration of compound that inhibits the specific binding of the radioactively labeled ligand to the receptor by 50% using the XLFit 4.1 four parameter logistic model. IC50 values are converted to inhibition constant (Ki) values using Cheng-Prusoff equation.

10

B. CB2R mediated modulation of cAMP synthesis:

Compounds of the invention are evaluated for their CB2 agonist or inverse agonistic activity in accordance with the following experimental method. Compounds which are shown to bind to CB2 by the binding assay described above but which are not shown to exhibit CB2R-mediated modulation of cAMP synthesis by this assay are presumed to be CB2 antagonists.

Experimental Method:

CHO cells expressing human CB2R (Euroscreen) are plated at a density of 5000 cells per well in 384 well plates and incubated overnight at 37°C. After removing the media, the cells are treated with test compounds diluted in stimulation buffer containing 1mM IBMX, 0.25% BSA and 10uM Forskolin. The assay is incubated for 30 minutes at 37°C. Cells are lysed and the cAMP concentration is measured using DiscoverX –XS cAMP kit, following the manufacturer's protocol. In this setting, agonists will decrease forskolin induced production of cAMP while inverse agonists will further increase forskolin induced production of cAMP. EC50 of agonists are calculated as follows. The maximal amount of cAMP produced by forskolin compared to the level of cAMP inhibited by 1uM CP55940 is defined as 100%. The EC50 value of each test compound is determined as the concentration at which 50% of the forskolin-stimulated cAMP synthesis is inhibited. Data is analyzed using a four-parameter logistic model. (Model 205 of XLfit 4.0).

C. CB1R mediated modulation of cAMP synthesis:

Compounds of the invention are evaluated for their CB1 agonist or inverse agonistic activity in accordance with the following experimental method. Compounds which are shown to bind to CB1 by the binding assay described above but which are not shown to

5 exhibit CB1R-mediated modulation of cAMP synthesis by this assay are presumed to be CB1 antagonists.

Experimental Method:

CHO cells expressing human CB1R (Euroscreen) are plated at a density of 5000 cells per well in 384 well plates and incubated overnight at 37°C. After removing the media, the cells are treated with test compounds diluted in stimulation buffer containing 1mM IBMX, 0.25% BSA and 10uM Forskolin. The assay is incubated for 30 minutes at 37°C. Cells are lysed and the cAMP concentration is measured using DiscoverX –XS cAMP kit, following the manufacturer's protocol. In this setting, agonists will decrease forskolin induced production of cAMP while inverse agonists will further increase forskolin induced production of cAMP. EC50 of agonists are calculated as follows. The maximal amount of cAMP produced by forskolin compared to the level of cAMP inhibited by 1uM CP55940 is defined as 100%. The EC50 value of each test compound is determined as the concentration at which 50% of the forskolin-stimulated cAMP synthesis is inhibited. Data is analyzed using a four-parameter logistic model. (Model 205 of XLfit 4.0).

Compounds Having Agonist Activity

Through the use of the above described assays compounds are found to exhibit agonistic activity and thus to be particularly well suited for the treatment of pain as well as for the treatment of inflammation. Preferred compounds of the invention will have an activity range of CB2 (<500nM).

Therapeutic Use

30 As can be demonstrated by the assays described above, the compounds of the invention are useful in modulating the CB2 receptor function. By virtue of this fact, these compounds have therapeutic use in treating disease-states and conditions mediated by the CB2 receptor function or that would benefit from modulation of the CB2 receptor function.

5 As the compounds of the invention modulate the CB2 receptor function, they have very useful anti-inflammatory and immune-suppressive activity and they can be used in patients as drugs, particularly in the form of pharmaceutical compositions as set forth below, for the treatment of disease-states and conditions.

10 As noted before, those compounds which are CB2 agonists can also be employed for the treatment of pain.

The agonist, antagonist and inverse agonist compounds according to the invention can be used in patients as drugs for the treatment of the following disease-states or indications that
15 are accompanied by inflammatory processes:

- (i) Lung diseases: e.g. asthma, bronchitis, allergic rhinitis, emphysema, adult respiratory distress syndrome (ARDS), pigeon fancier's disease, farmer's lung, chronic obstructive pulmonary disease (COPD), asthma including allergic asthma
20 (atopic or non-atopic) as well as exercise-induced bronchoconstriction, occupational asthma, viral- or bacterial exacerbation of asthma, other non-allergic asthmas and "wheezy-infant syndrome", pneumoconiosis, including aluminosis, anthracosis, asbestosis, chalicosis, ptilosis, siderosis, silicosis, tabacosis and byssinosis;
- 25 (ii) Rheumatic diseases or autoimmune diseases or musculoskeletal diseases: all forms of rheumatic diseases, especially rheumatoid arthritis, acute rheumatic fever, and polymyalgia rheumatica; reactive arthritis; rheumatic soft tissue diseases; inflammatory soft tissue diseases of other genesis; arthritic symptoms in degenerative joint diseases (arthroses); tendinitis, bursitis, osteoarthritis, traumatic
30 arthritis; collagenoses of any genesis, e.g., systemic lupus erythematosus, scleroderma, polymyositis, dermatomyositis, Sjögren syndrome, Still disease, Felty syndrome; and osteoporosis and other bone resorption diseases;
- (iii) Allergic diseases: all forms of allergic reactions, e.g., angioneurotic edema, hay fever, insect bites, allergic reactions to drugs, blood derivatives, contrast

- 5 agents, etc., anaphylactic shock (anaphylaxis), urticaria, angioneurotic edema, and contact dermatitis;
- (iv) Vascular diseases: panarteritis nodosa, polyarteritis nodosa, periarteritis nodosa, arteritis temporalis, Wegner granulomatosis, giant cell arthritis, atherosclerosis, reperfusion injury and erythema nodosum;
- 10 (v) Dermatological diseases: e.g. dermatitis, psoriasis; sunburn, burns, eczema;
- (vi) Renal diseases: e.g. nephrotic syndrome; and all types of nephritis, e.g., glomerulonephritis; pancreatitis;
- (vii) Hepatic diseases: e.g. acute liver cell disintegration; acute hepatitis of various genesis, e.g., viral, toxic, drug-induced; and chronically aggressive and/or
- 15 chronically intermittent hepatitis;
- (viii) Gastrointestinal diseases: e.g. inflammatory bowel diseases, irritable bowel syndrome, regional enteritis (Crohns disease), colitis ulcerosa; gastritis; aphthous ulcer, celiac disease, regional ileitis, gastroesophageal reflux disease;
- (ix) Neuroprotection: e.g. in the treatment of neurodegeneration following
- 20 stroke; cardiac arrest; pulmonary bypass; traumatic brain injury; spinal cord injury or the like;
- (x) Eye diseases: allergic keratitis, uveitis, or iritis; conjunctivitis; blepharitis; neuritis nervi optici; choroiditis; glaucoma and sympathetic ophthalmia;
- (xi) Diseases of the ear, nose, and throat (ENT) area: e.g. tinnitus; allergic
- 25 rhinitis or hay fever; otitis externa; caused by contact eczema, infection, etc.; and otitis media;
- (xii) Neurological diseases: e.g. brain edema, particularly tumor-related brain edema; multiple sclerosis; acute encephalomyelitis; meningitis; acute spinal cord injury; trauma; dementia, particularly degenerative dementia (including senile
- 30 dementia, Alzheimer's disease; Parkinson's disease and Creutzfeldt-Jacob disease; Huntington's chorea, Pick's disease; motor neuron disease), vascular dementia (including multi-infarct dementia) as well as dementia associated with intracranial space occupying lesions; infections and related conditions (including HIV
- infection); Guillain-Barre syndrome; myasthenia gravis, stroke; and various forms
- 35 of seizures, e.g., nodding spasms;

- 5 (xiii) Blood diseases: acquired hemolytic anemia; aplastic anemia, and idiopathic thrombocytopenia;
- (xiv) Tumor diseases: acute lymphatic leukemia; Hodgkin's disease, malignant lymphoma; lymphogranulomatoses; lymphosarcoma; solid malignant tumors; extensive metastases,;
- 10 (xv) Endocrine diseases: endocrine ophthalmopathy; endocrine orbitopathy; thyrotoxic crisis; Thyroiditis de Quervain; Hashimoto thyroiditis; Morbus Basedow; granulomatous thyroiditis; struma lymphomatosa; and Graves disease; type I diabetes (insulin-dependent diabetes);
- (xvi) Organ and tissue transplantations and graft-versus-host diseases;
- 15 (xvii) Severe states of shock, e.g., septic shock, anaphylactic shock, and systemic inflammatory response syndrome (SIRS);
- (xviii) Acute pain such as dental pain, perioperative, post-operative pain, traumatic pain, muscle pain, pain in burned skin, sun burn, trigeminal neuralgia, sun burn; spasm of the gastrointestinal tract or uterus, colics;
- 20 (xix) Visceral pain such as pain associated with chronic pelvic pain, pancreatitis, peptic ulcer, interstitial cystitis, renal colic, angina, dysmenorrhoea, menstruation, gynaecological pain, irritable bowel syndrome (IBS), non-ulcer dyspepsia, non-cardiac chest pain, myocardial ischemia;
- (xx) Neuropathic pain such as low back pain, non-herpetic neuralgia, post
- 25 herpetic neuralgia, diabetic neuropathy, nerve injury, acquired immune deficiency syndrome (AIDS) related neuropathic pain, head trauma, painful traumatic mononeuropathy, toxin and chemotherapy induced pain, phantom limb pain, painful polyneuropathy, thalamic pain syndrome, post-stroke pain, central nervous system injury, post surgical pain, stump pain, repetitive motion pain, pain induced
- 30 by post mastectomy syndrome, multiple sclerosis, root avulsions, postthoracotomy syndrome, neuropathic pain associated hyperalgesia and allodynia.
- (xxi) Inflammatory/nociceptive pain induced by or associated with disorders such as osteoarthritis, rheumatoid arthritis, rheumatic disease, teno-synovitis, gout, vulvodinia, myofascial pain (muscular injury, fibromyalgia), tendonitis,
- 35 osteoarthritis, juvenile arthritis, spondylitis, gouty arthritis, psoriatic arthritis,

5 musculoskeletal pain, fibromyalgia, sprains and strains, sympathetically maintained pain, myositis, pain associated with migraine, toothache, influenza and other viral infections such as the common cold, rheumatic fever, systemic lupus erythematosus;

(xxii) Cancer pain induced by or associated with tumors such as lymphatic
10 leukemia; Hodgkin's disease, malignant lymphoma; lymphogranulomatoses; lymphosarcoma; solid malignant tumors; extensive metastases;

(xxiii) Headache such as cluster headache, migraine with and without aura, tension type headache, headache with different origins, headache disorders including prophylactic and acute use;

15 (xxiv) various other disease-states or conditions including, restenosis following percutaneous transluminal coronary angioplasty, acute and chronic pain, atherosclerosis, reperfusion injury, congestive heart failure, myocardial infarction, thermal injury, multiple organ injury secondary to trauma, necrotizing enterocolitis and syndromes associated with hemodialysis, leukopheresis, and granulocyte
20 transfusion, sarcoidosis, gingivitis, pyrexia. edema resulting from trauma associated with burns, sprains or fracture, cerebral oedema and angioedema, Diabetes such as diabetic vasculopathy, diabetic neuropathy, diabetic retinopathy, post capillary resistance or diabetic symptoms associated with insulinitis (e.g. hyperglycemia, diuresis, proteinuria and increased nitrite and kallikrein urinary excretion).

25 Other indications include: epilepsy, septic shock e.g. as antihypovolemic and/or antihypotensive agents, cancer, sepsis, osteoporosis, benign prostatic hyperplasia and hyperactive bladder, pruritis, vitiligo, general gastrointestinal disorders, disturbances of visceral motility at respiratory, genitourinary, gastrointestinal or vascular regions, wounds,
30 burns, tissue damage and postoperative fever, syndromes associated with Itching.

Besides being useful for human treatment, these compounds are also useful for veterinary treatment of companion animals, exotic animals and farm animals, including mammals, rodents, and the like.

35

5 For treatment of the above-described diseases and conditions, a therapeutically effective dose will generally be in the range from about 0.01 mg to about 100 mg/kg of body weight per dosage of a compound of the invention; preferably, from about 0.1 mg to about 20 mg/kg of body weight per dosage. For Example, for administration to a 70 kg person, the dosage range would be from about 0.7 mg to about 7000 mg per dosage of a compound of
10 the invention, preferably from about 7.0 mg to about 1400 mg per dosage. Some degree of routine dose optimization may be required to determine an optimal dosing level and pattern. The active ingredient may be administered from 1 to 6 times a day.

General Administration and Pharmaceutical Compositions

15 When used as pharmaceuticals, the compounds of the invention are typically administered in the form of a pharmaceutical composition. Such compositions can be prepared using procedures well known in the pharmaceutical art and comprise at least one compound of the invention. The compounds of the invention may also be administered alone or in combination with adjuvants that enhance stability of the compounds of the invention,
20 facilitate administration of pharmaceutical compositions containing them in certain embodiments, provide increased dissolution or dispersion, increased inhibitory activity, provide adjunct therapy, and the like. The compounds according to the invention may be used on their own or in conjunction with other active substances according to the invention, optionally also in conjunction with other pharmacologically active substances.
25 In general, the compounds of this invention are administered in a therapeutically or pharmaceutically effective amount, but may be administered in lower amounts for diagnostic or other purposes.

Administration of the compounds of the invention, in pure form or in an appropriate
30 pharmaceutical composition, can be carried out using any of the accepted modes of administration of pharmaceutical compositions. Thus, administration can be, for Example, orally, buccally (e.g., sublingually), nasally, parenterally, topically, transdermally, vaginally, or rectally, in the form of solid, semi-solid, lyophilized powder, or liquid dosage forms, such as, for example, tablets, suppositories, pills, soft elastic and hard gelatin
35 capsules, powders, solutions, suspensions, or aerosols, or the like, preferably in unit dosage

5 forms suitable for simple administration of precise dosages. The pharmaceutical compositions will generally include a conventional pharmaceutical carrier or excipient and a compound of the invention as the/an active agent, and, in addition, may include other medicinal agents, pharmaceutical agents, carriers, adjuvants, diluents, vehicles, or combinations thereof. Such pharmaceutically acceptable excipients, carriers, or additives
10 as well as methods of making pharmaceutical compositions for various modes or administration are well-known to those of skill in the art. The state of the art is evidenced, e.g., by Remington: The Science and Practice of Pharmacy, 20th Edition, A. Gennaro (ed.), Lippincott Williams & Wilkins, 2000; Handbook of Pharmaceutical Additives, Michael & Irene Ash (eds.), Gower, 1995; Handbook of Pharmaceutical Excipients, A.H. Kibbe (ed.),
15 American Pharmaceutical Ass'n, 2000; H.C. Ansel and N.G. Popovich, Pharmaceutical Dosage Forms and Drug Delivery Systems, 5th ed., Lea and Febiger, 1990; each of which is incorporated herein by reference in their entireties to better describe the state of the art.

As one of skill in the art would expect, the forms of the compounds of the invention
20 utilized in a particular pharmaceutical formulation will be selected (e.g., salts) that possess suitable physical characteristics (e.g., water solubility) that is required for the formulation to be efficacious.

Pharmaceutical compositions suitable for buccal (sub-lingual) administration include
25 lozenges comprising a compound of the present invention in a flavored base, usually sucrose, and acacia or tragacanth, and pastilles comprising the compound in an inert base such as gelatin and glycerin or sucrose and acacia.

Pharmaceutical compositions suitable for parenteral administration comprise sterile
30 aqueous preparations of a compound of the present invention. These preparations are preferably administered intravenously, although administration can also be effected by means of subcutaneous, intramuscular, or intradermal injection. Injectable pharmaceutical formulations are commonly based upon injectable sterile saline, phosphate-buffered saline, oleaginous suspensions, or other injectable carriers known in the art and are generally
35 rendered sterile and isotonic with the blood. The injectable pharmaceutical formulations

5 may therefore be provided as a sterile injectable solution or suspension in a nontoxic
parenterally acceptable diluent or solvent, including 1,3-butanediol, water, Ringer's
solution, isotonic sodium chloride solution, fixed oils such as synthetic mono- or
diglycerides, fatty acids such as oleic acid, and the like. Such injectable pharmaceutical
formulations are formulated according to the known art using suitable dispersing or setting
10 agents and suspending agents. Injectable compositions will generally contain from 0.1 to
5% w/w of a compound of the invention.

Solid dosage forms for oral administration of the compounds include capsules, tablets,
pills, powders, and granules. For such oral administration, a pharmaceutically acceptable
15 composition containing a compound(s) of the invention is formed by the incorporation of
any of the normally employed excipients, such as, for example, pharmaceutical grades of
mannitol, lactose, starch, pregelatinized starch, magnesium stearate, sodium saccharine,
talcum, cellulose ether derivatives, glucose, gelatin, sucrose, citrate, propyl gallate, and the
like. Such solid pharmaceutical formulations may include formulations, as are well-known
20 in the art, to provide prolonged or sustained delivery of the drug to the gastrointestinal tract
by any number of mechanisms, which include, but are not limited to, pH sensitive release
from the dosage form based on the changing pH of the small intestine, slow erosion of a
tablet or capsule, retention in the stomach based on the physical properties of the
formulation, bioadhesion of the dosage form to the mucosal lining of the intestinal tract, or
25 enzymatic release of the active drug from the dosage form.

Liquid dosage forms for oral administration of the compounds include emulsions,
microemulsions, solutions, suspensions, syrups, and elixirs, optionally containing
pharmaceutical adjuvants in a carrier, such as, for example, water, saline, aqueous
30 dextrose, glycerol, ethanol and the like. These compositions can also contain additional
adjuvants such as wetting, emulsifying, suspending, sweetening, flavoring, and perfuming
agents.

Topical dosage forms of the compounds include ointments, pastes, creams, lotions, gels,
35 powders, solutions, sprays, inhalants, eye ointments, eye or ear drops, impregnated

5 dressings and aerosols, and may contain appropriate conventional additives such as preservatives, solvents to assist drug penetration and emollients in ointments and creams. Topical application may be once or more than once per day depending upon the usual medical considerations. Furthermore, preferred compounds for the present invention can be administered in intranasal form via topical use of suitable intranasal vehicles. The
10 formulations may also contain compatible conventional carriers, such as cream or ointment bases and ethanol or oleyl alcohol for lotions. Such carriers may be present as from about 1% up to about 98% of the formulation, more usually they will form up to about 80% of the formulation.

15 Transdermal administration is also possible. Pharmaceutical compositions suitable for transdermal administration can be presented as discrete patches adapted to remain in intimate contact with the epidermis of the recipient for a prolonged period of time. To be administered in the form of a transdermal delivery system, the dosage administration will, of course, be continuous rather than intermittent throughout the dosage regimen. Such
20 patches suitably contain a compound of the invention in an optionally buffered, aqueous solution, dissolved and/or dispersed in an adhesive, or dispersed in a polymer. A suitable concentration of the active compound is about 1% to 35%, preferably about 3% to 15%.

For administration by inhalation, the compounds of the invention are conveniently
25 delivered in the form of an aerosol spray from a pump spray device not requiring a propellant gas or from a pressurized pack or a nebulizer with the use of a suitable propellant, e.g., dichlorodifluoromethane, trichlorofluoromethane, dichlorotetrafluoroethane, tetrafluoroethane, heptafluoropropane, carbon dioxide, or other suitable gas. In any case, the aerosol spray dosage unit may be determined by providing a
30 valve to deliver a metered amount so that the resulting metered dose inhaler (MDI) is used to administer the compounds of the invention in a reproducible and controlled way. Such inhaler, nebulizer, or atomizer devices are known in the prior art, for example, in PCT International Publication Nos. WO 97/12687 (particularly Figure 6 thereof, which is the basis for the commercial RESPIMAT® nebulizer); WO 94/07607; WO 97/12683; and WO

5 97/20590, to which reference is hereby made and each of which is incorporated herein by reference in their entireties.

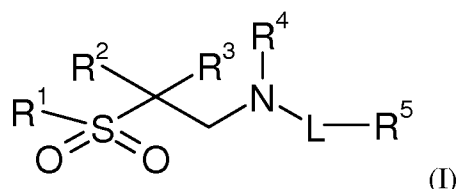
Rectal administration can be effected utilizing unit dose suppositories in which the compound is admixed with low-melting water-soluble or insoluble solids such as fats,
10 cocoa butter, glycerinated gelatin, hydrogenated vegetable oils, mixtures of polyethylene glycols of various molecular weights, or fatty acid esters of polyethylene glycols, or the like. The active compound is usually a minor component, often from about 0.05 to 10% by weight, with the remainder being the base component.

15 In all of the above pharmaceutical compositions, the compounds of the invention are formulated with an acceptable carrier or excipient. The carriers or excipients used must, of course, be acceptable in the sense of being compatible with the other ingredients of the composition and must not be deleterious to the patient. The carrier or excipient can be a solid or a liquid, or both, and is preferably formulated with the compound of the invention
20 as a unit-dose composition, for example, a tablet, which can contain from 0.05% to 95% by weight of the active compound. Such carriers or excipients include inert fillers or diluents, binders, lubricants, disintegrating agents, solution retardants, resorption accelerators, absorption agents, and coloring agents. Suitable binders include starch, gelatin, natural sugars such as glucose or β -lactose, corn sweeteners, natural and synthetic gums such as
25 acacia, tragacanth or sodium alginate, carboxymethylcellulose, polyethylene glycol, waxes, and the like. Lubricants include sodium oleate, sodium stearate, magnesium stearate, sodium benzoate, sodium acetate, sodium chloride, and the like. Disintegrators include starch, methyl cellulose, agar, bentonite, xanthan gum, and the like.

30 Pharmaceutically acceptable carriers and excipients encompass all the foregoing additives and the like.

5 **Claims**

1. A compound of the formula (I)



10

wherein:

R¹ is C₁₋₁₀ alkyl, C₃₋₁₀ cycloalkyl, 3-10 membered saturated heterocyclic ring, C₁₋₅ alkyl-heterocyclic ring, 5-10 membered mono or bicyclic heteroaryl ring, C₁₋₅ alkyl-heteroaryl ring, 5-10 membered mono or bicyclic aryl ring or C₁₋₅ alkyl-aryl ring, wherein each **R¹** is
15 optionally independently substituted with 1-3 substituents chosen from C₁₋₄ alkyl group, C₃₋₁₀ cycloalkyl, C₁₋₄ alkoxy, C₁₋₄ alkylsulfonyl, C₁₋₄ acyl, oxo, phenyl, cyano, hydroxyl and halogen;

20 **R²** and **R³** are C₁₋₄ alkyl or hydrogen with the proviso that both **R²** and **R³** cannot be hydrogen; or

R² and **R³** together with the carbon atom to which they are attached form a 3- to 6-membered cycloalkyl ring or heterocyclic ring;

25 **R⁴** is hydrogen or methyl;

R⁵ is 5-10 membered mono or bicyclic heteroaryl ring optionally independently substituted with 1-3 substituents chosen from C₁₋₄ alkyl group, cyano, -C₁₋₈ branched or unbranched alkyl -O-R⁶, C₃₋₈-cycloalkyl-O-R⁶, -C₁₋₃ branched or unbranched alkyl -R⁷
30 and aryl-R⁸

5 each **R**⁶ is independently hydrogen, C₁₋₄ alkyl, -C₁₋₄ alkyl-O C₁₋₄ alkyl, or -C₁₋₄ alkyl-OH;

R⁷ is a 5-6 membered heteroaryl ring;

10 **R**⁸ is hydroxyl, C₁₋₆ alkoxy, C₁₋₄ alkylsulfonyl, cyano, halogen or C₁₋₄ alkyl

L is a bond, -C(O)-, -C(O)-NH- or -SO₂-;

wherein any carbon atom on the formula (I) or any R substituent listed above is optionally
15 partially or fully halogenated where possible;

or a pharmaceutically acceptable salt thereof.

20 2. The compound according to claim 1, and wherein

R¹ is C₁₋₆ alkyl, phenyl, cyclopropyl, cyclobutyl, cyclopentyl, cyclohexyl, cycloheptyl, cyclooctyl, -CH₂-cyclopropyl, -CH₂-cyclobutyl, -CH₂-CH₂-cyclopropyl, -CH₂-CH₂-cyclobutyl, tetrahydrofuranyl, tetrahydropyranyl, azetidiny, piperidiny, thiomorpholinyl,
25 1,1-dioxo-1λ⁶-thiomorpholinyl, morpholinyl, pyrrolidinyl, piperazinyl, benzyl, -CH₂-tetrahydrofuranyl, -CH₂-tetrahydropyranyl, -CH₂-CH₂-tetrahydrofuranyl, -CH₂-CH₂-tetrahydropyranyl, benzoxazolyl, benzothiazolyl, benzimidazolyl, oxazolyl, isoxazolyl, thiazolyl, pyrazolyl, pyrrolyl, imidazolyl, thienyl, thiadiazolyl, pyridinyl, pyrimidinyl, pyridazinyl, pyrazinyl, quinolinyl, isoquinolinyl, indolyl, benzofuranyl or benzopyranyl,
30 wherein each **R**¹ is optionally independently substituted with 1-3 substituents chosen from C₁₋₄ alkyl group, C₁₋₄ alkoxy, C₁₋₄ alkylsulfonyl, C₁₋₄ acyl, oxo, phenyl, cyano, hydroxyl and halogen;

R² and **R**³ are independently methyl, ethyl, n-propyl, isopropyl, t-Butyl or hydrogen with
35 the proviso that both **R**² and **R**³ cannot be hydrogen; or

5 **R**² and **R**³ together with the carbon to which they are attached form a cyclopropyl, cyclobutyl, or cyclopentyl ring;

R⁴ is hydrogen or methyl;

10 **R**⁵ is isoxazolyl, thiazolyl, pyrazolyl, pyrrolyl, imidazolyl, thienyl, thiadiazolyl, pyridinyl, pyrimidinyl, pyridazinyl, pyrazinyl, triazinyl, tetrazolyl, oxazolyl, oxadiazolyl or furanyl, wherein each **R**⁵ is optionally independently substituted with 1-3 substituents chosen from C₁₋₄ alkyl group, cyano, -C₁₋₈ branched or unbranched alkyl -O-**R**⁶, -cycloalkyl-O-**R**⁶, -C₁₋₃ branched, or unbranched alkyl -**R**⁷ and phenyl-**R**⁸;

15 each **R**⁶ is independently hydrogen or C₁₋₄ alkyl, -C₁₋₄ alkyl-OC₁₋₄ alkyl, or -C₁₋₄ alkyl-OH;

R⁷ is pyrazolyl, isoxazolyl, oxazolyl, oxadiazolyl or thiazolyl;

20 **R**⁸ is hydroxyl, C₁₋₃ alkoxy, C₁₋₄ alkylsulfonyl, cyano, halogen or C₁₋₄ alkyl

or a pharmaceutically acceptable salt thereof.

25 3. The compound according to claim 2, and wherein

R¹ is C₁₋₆ alkyl, phenyl, tetrahydropyranyl or -CH₂-tetrahydropyranyl wherein each **R**¹ is optionally independently substituted with 1-3 substituents chosen from C₁₋₄ alkyl group and halogen;

30 or a pharmaceutically acceptable salt thereof.

4. The compound according to claim 3, and wherein

35

5 **R²** and **R³** are methyl
or a pharmaceutically acceptable salt thereof.

5. The compound according to claim 4, and wherein

10

R⁴ is hydrogen;

R⁵ is isoxazolyl, pyrazolyl or pyridinyl, wherein each **R⁵** is optionally independently substituted with 1-3 substituents chosen from C₁₋₄ alkyl group, hydroxyl and halogen;

15

or a pharmaceutically acceptable salt thereof.

6. The compound according to claim 2, and wherein

20

R¹ is C₁₋₆ alkyl, phenyl, tetrahydropyranyl or -CH₂-tetrahydropyranyl wherein each **R¹** is optionally independently substituted with 1-3 substituents chosen from C₁₋₄ alkyl group and halogen;

25 **R²** and **R³** are methyl;

R⁴ is hydrogen;

R⁵ is isoxazolyl, pyrazolyl or pyridinyl, wherein each **R⁵** is optionally independently substituted with 1-3 substituents chosen from C₁₋₄ alkyl group, hydroxyl and halogen;

30

or a pharmaceutically acceptable salt thereof.

35 7. The compound according to claim 6, and wherein

5

R¹ is C₁₋₄ alkyl, phenyl, tetrahydropyranyl or -CH₂-tetrahydropyranyl, wherein each R¹ is optionally independently substituted with a substituent chosen from trifluoromethyl and chloro;

10 **R⁵** is isoxazolyl, pyrazolyl or pyridinyl, wherein each R⁵ is optionally independently substituted with 1-2 substituents chosen from C₁₋₄ alkyl group and trifluoromethyl or a pharmaceutically acceptable salt thereof.

15 8. The compound according to claim 1, and wherein

R² and **R³** are methyl;
or a pharmaceutically acceptable salt thereof.

20

9. The compound according to claim 8, and wherein

L is a bond
or a pharmaceutically acceptable salt thereof.

25

10. The compound according to claim 8, and wherein

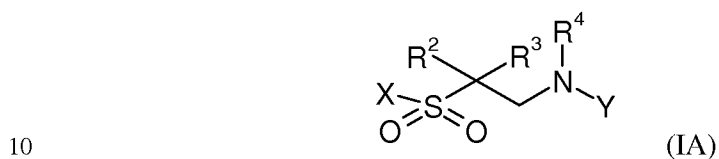
L is -C(O)-;
30 or a pharmaceutically acceptable salt thereof .

11. The compound according to claim 8, and wherein

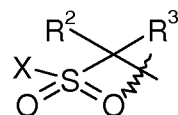
35 **L** is -C(O)-NH-

5 or a pharmaceutically acceptable salt thereof .

12. A compound of the formula (IA)

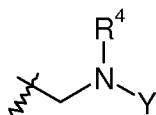


wherein



of the formula (IA) is chosen from column A1 – A4 in Table I, and

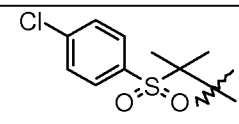
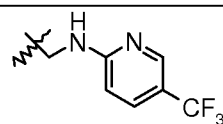
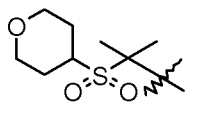
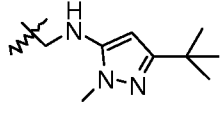
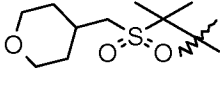
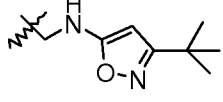
15

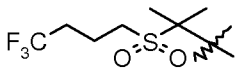
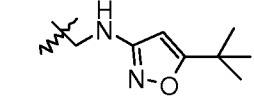
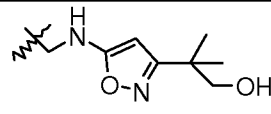
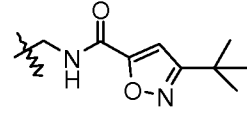
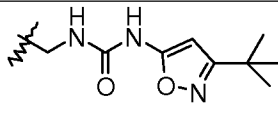


of the formula (IA) is chosen from column B1 – B7 in Table I,

20

Table I

A1		B1	
A2		B2	
A3		B3	

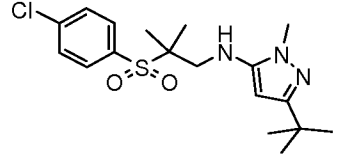
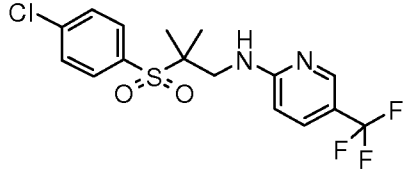
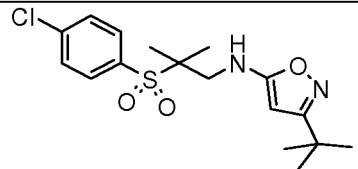
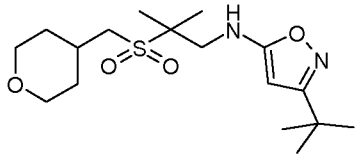
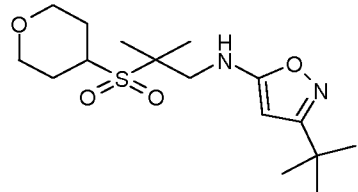
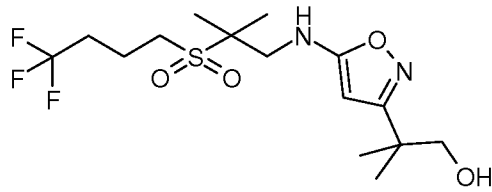
A4		B4	
		B5	
		B6	
		B7	

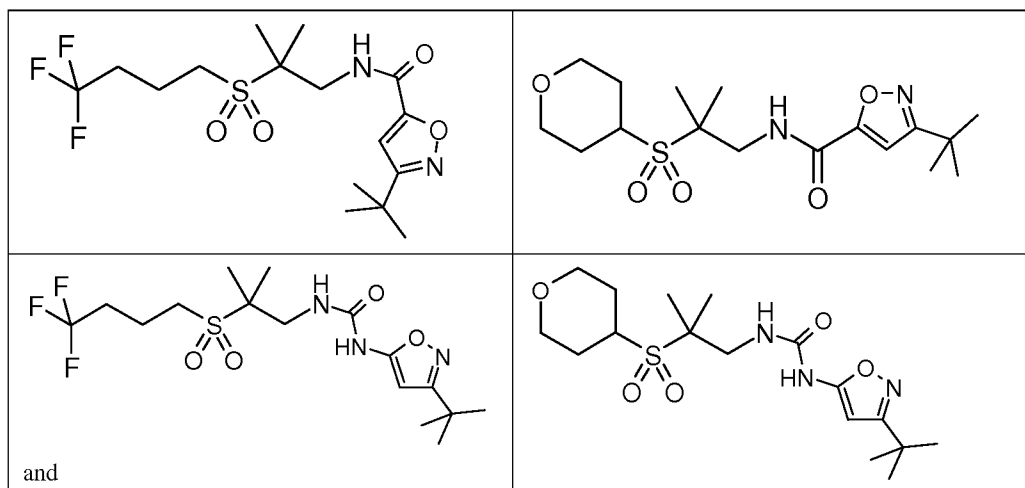
5

or a pharmaceutically acceptable salt thereof.

13. A compound chosen from:

10

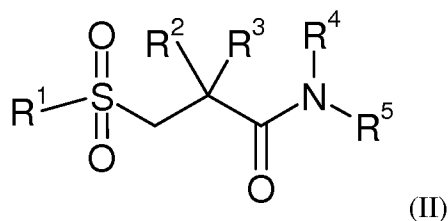
	
	
	



5

or a pharmaceutically acceptable salt thereof.

10 14. A compound of the formula (II)



wherein:

15

R¹ is C₁₋₁₀ alkyl, C₃₋₁₀ cycloalkyl, 3-10 membered saturated heterocyclic ring, C₁₋₅ alkyl-heterocyclic ring, 5-10 membered mono or bicyclic heteroaryl ring, C₁₋₅ alkyl-heteroaryl ring, 5-10 membered mono or bicyclic aryl ring or C₁₋₅ alkyl-aryl ring, wherein each R¹ is optionally independently substituted with 1-3 substituents chosen from C₁₋₄ alkyl group,

20 C₃₋₁₀ cycloalkyl, C₁₋₄ alkoxy, C₁₋₄ alkylsulfonyl, C₁₋₄ acyl, oxo, phenyl, cyano, hydroxyl and halogen;

5 **R²** and **R³** are C₁₋₄ alkyl or hydrogen with the proviso that both **R²** and **R³** cannot be hydrogen; or

R² and **R³** together with the carbon atom to which they are attached form a 3- to 6-membered cycloalkyl ring or heterocyclic ring;

10 **R⁴** is hydrogen or methyl;

R⁵ is 5-10 membered mono or bicyclic heteroaryl ring optionally independently substituted with 1-3 substituents chosen from C₁₋₄ alkyl group, cyano, -C₁₋₈ branched or unbranched alkyl -O-R⁶, C₃₋₈-cycloalkyl-O-R⁶, -C₁₋₃ branched or unbranched alkyl -R⁷
15 and aryl-R⁸

each **R⁶** is independently hydrogen, C₁₋₄ alkyl, -C₁₋₄ alkyl-O C₁₋₄ alkyl, or -C₁₋₄ alkyl-OH;

20 **R⁷** is a 5-6 membered heteroaryl ring;

R⁸ is hydroxyl, alkoxy, alkylsulfonyl, cyano, halogen or C₁₋₄ alkyl

wherein any carbon atom on the formula (I) or any R substituent listed above is optionally
25 partially or fully halogenated where possible;

or a pharmaceutically acceptable salt thereof.

30 15. The compound according to claim 14, and wherein

R¹ is C₁₋₆ alkyl, phenyl, cyclopropyl, cyclobutyl, cyclopentyl, cyclohexyl, cycloheptyl, cyclooctyl, -CH₂-cyclopropyl, -CH₂-cyclobutyl, -CH₂-CH₂-cyclopropyl, -CH₂-CH₂-cyclobutyl, tetrahydrofuranyl, tetrahydropyranyl, azetidiny, piperidiny, thiomorpholinyl,
35 1,1-dioxo-1λ⁶-thiomorpholinyl, morpholinyl, pyrrolidinyl, piperazinyl, benzyl, -CH₂-

5 tetrahydrofuranyl, $-\text{CH}_2$ -tetrahydropyranyl, $-\text{CH}_2$ - CH_2 -tetrahydrofuranyl, $-\text{CH}_2$ - CH_2 -
tetrahydropyranyl, benzoxazolyl, benzothiazolyl, benzimidazolyl, oxazolyl, isoxazolyl,
thiazolyl, pyrazolyl, pyrrolyl, imidazolyl, thienyl, thiadiazolyl, pyridinyl, pyrimidinyl,
pyridazinyl, pyrazinyl, quinolinyl, isoquinolinyl, indolyl, benzofuranyl or benzopyranyl,
wherein each R^1 is optionally independently substituted with 1-3 substituents chosen from
10 C_{1-4} alkyl group, C_{1-4} alkoxy, C_{1-4} alkylsulfonyl, C_{1-4} acyl, oxo, phenyl, cyano, hydroxyl
and halogen;

R^2 and R^3 are independently methyl, ethyl, n-propyl, isopropyl, t-Butyl, or hydrogen with
the proviso that both R^2 and R^3 cannot be hydrogen; or

15 R^2 and R^3 together with the carbon to which they are attached form a cyclopropyl,
cyclobutyl, or cyclopentyl ring;

R^4 is hydrogen or methyl;

20 R^5 is isoxazolyl, thiazolyl, pyrazolyl, pyrrolyl, imidazolyl, thienyl, thiadiazolyl, pyridinyl,
pyrimidinyl, pyridazinyl, pyrazinyl, triazinyl, tetrazolyl, oxazolyl, oxadiazolyl or furanyl,
wherein each R^5 is optionally independently substituted with 1-3 substituents chosen from
 C_{1-4} alkyl group, cyano, $-\text{C}_{1-8}$ branched or unbranched alkyl $-\text{O}-\text{R}^6$, $-\text{cycloalkyl}-\text{O}-\text{R}^6$, $-\text{C}_{1-}$
3 branched, or unbranched alkyl $-\text{R}^7$ and phenyl- R^8 ;

25 each R^6 is independently hydrogen or C_{1-4} alkyl, $-\text{C}_{1-4}$ alkyl- OC_{1-4} alkyl, or $-\text{C}_{1-4}$ alkyl-
OH;

R^7 is pyrazolyl, isoxazolyl, oxazolyl, oxadiazolyl or thiazolyl;

30 R^8 is hydroxyl, C_{1-3} alkoxy, C_{1-4} alkylsulfonyl, cyano, halogen or C_{1-4} alkyl;

or a pharmaceutically acceptable salt thereof.

35

5 16. The compound according to claim 15, and wherein

R¹ is C₁₋₆ alkyl, phenyl or tetrahydropyranyl, wherein each **R¹** is optionally independently substituted with 1-3 substituents chosen from C₁₋₄ alkyl group and halogen; or a pharmaceutically acceptable salt thereof.

10

17. The compound according to claim 16, and wherein

R² and **R³** are methyl;

15 or a pharmaceutically acceptable salt thereof.

18. The compound according to claim 17, and wherein

20 **R⁴** is hydrogen;

R⁵ is isoxazolyl, thiazolyl or thiadiazolyl, wherein each **R⁵** is optionally independently substituted with 1-3 substituents chosen from C₁₋₄ alkyl group and C₁₋₄ alkyl-OH; or a pharmaceutically acceptable salt thereof.

25

19. The compound according to claim 15, and wherein

30 **R¹** is C₁₋₆ alkyl, phenyl or tetrahydropyranyl, wherein each **R¹** is optionally independently substituted with 1-3 substituents chosen from C₁₋₄ alkyl group and halogen.

R² and **R³** are methyl;

R⁴ is hydrogen;

35

5 **R⁵** is isoxazolyl, thiazolyl or thiadiazolyl, wherein each **R⁵** is optionally independently substituted with 1-3 substituents chosen from C₁₋₄ alkyl group and C₁₋₄ alkyl-OH; or a pharmaceutically acceptable salt thereof.

10 20. The compound according to claim 19, and wherein

R¹ is C₁₋₄ alkyl, phenyl or tetrahydropyranyl, wherein each **R¹** is optionally independently substituted with a trifluoromethyl group;

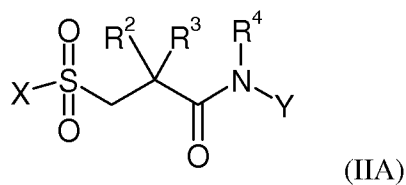
15 **R⁵** is isoxazolyl, thiazolyl or thiadiazolyl, wherein each **R⁵** is optionally independently substituted with a substituents chosen from tert-butyl group and C₁₋₄ alkyl-OH; or a pharmaceutically acceptable salt thereof.

20 21. The compound according to claim 14, and wherein

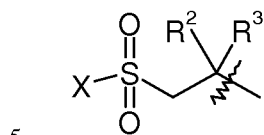
R² and **R³** are methyl; or a pharmaceutically acceptable salt thereof.

25

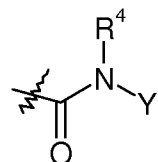
22. A compound of the formula (IIA)



30 wherein



of the formula (IIA) is chosen from column A1 – A3 in Table III, and

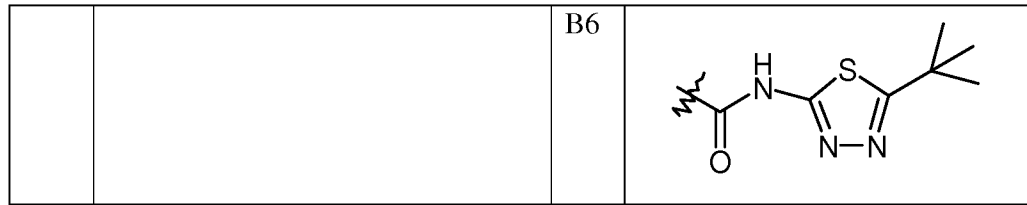


of the formula (IIA) is chosen from column B1 – B6 in Table III,

10

Table III

A1		B1	
A2		B2	
A3		B3	
		B4	
		B5	

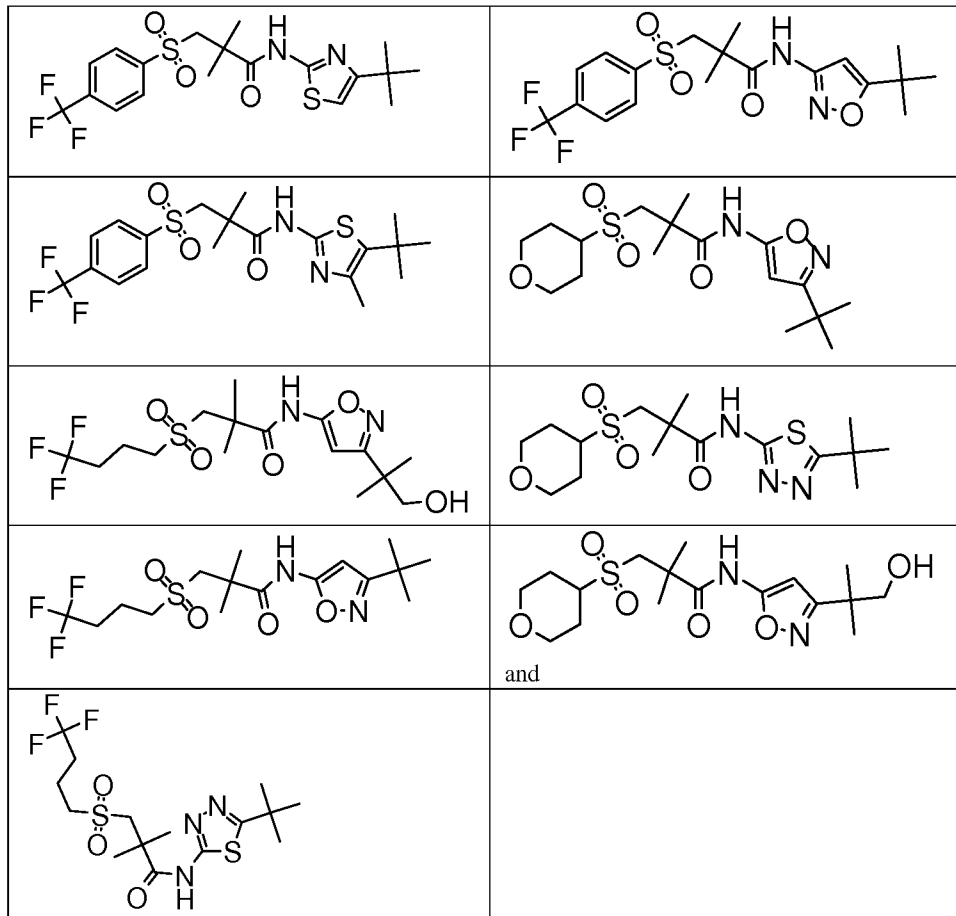


5

or a pharmaceutically acceptable salt thereof.

23. A compound chosen from:

10



or a pharmaceutically acceptable salt thereof.

5 24. A pharmaceutical composition comprising a therapeutically effective amount of a
compound according to claims 1 or 14 and one or more pharmaceutically acceptable
carriers and/or adjuvants.

25. A method of treating pain comprising administering a therapeutically effective amount
10 of a compound according to claims 1 or 14.

26. A method of treating a disease or condition chosen from a lung disease, a rheumatic
disease, an autoimmune disease, a musculoskeletal disease, an allergic disease, an allergic
reaction, a vascular disease, a dermatological disease, a renal disease, a hepatic disease, a
15 gastrointestinal disease, neurodegeneration eye disease, diseases of the ear, nose, and
throat, neurological disease blood disease, tumors, endocrine diseases, organ and tissue
transplantations and graft-versus-host diseases, severe states of shock, acute pain, visceral
pain, spasm of the gastrointestinal tract or uterus, colics, neuropathic pain, inflammatory
and nociceptive pain, cancer pain, headache, restenosis, atherosclerosis, reperfusion injury,
20 congestive heart failure, myocardial infarction, thermal injury, multiple organ injury
secondary to trauma, necrotizing enterocolitis and syndromes associated with
hemodialysis, leukopheresis, and granulocyte transfusion, sarcoidosis, gingivitis and
pyrexia comprising administering a therapeutically effective amount of a compound
according to claims 1 or 14.

25

INTERNATIONAL SEARCH REPORT

International application No
PCT/US2011/044309

A. CLASSIFICATION OF SUBJECT MATTER
 INV. C07D213/74 C07D231/38 C07D261/14 C07D277/46 C07D413/12
 C07D285/135 A61K31/44 A61K31/415 A61K31/41 A61P29/00
 ADD.
 According to International Patent Classification (IPC) or to both national classification and IPC

B. FIELDS SEARCHED
 Minimum documentation searched (classification system followed by classification symbols)
 C07D A61K A61P

Documentation searched other than minimum documentation to the extent that such documents are included in the fields searched

Electronic data base consulted during the international search (name of data base and, where practical, search terms used)
 EPO-Internal, CHEM ABS Data, WPI Data

C. DOCUMENTS CONSIDERED TO BE RELEVANT

Category*	Citation of document, with indication, where appropriate, of the relevant passages	Relevant to claim No.
X,P	WO 2011/035159 A1 (ZALICUS PHARMACEUTICALS LTD [CA]; PAJOUHESH HASSAN [CA]; GALEMMO ROBER) 24 March 2011 (2011-03-24) claims 1,46,50,78; examples 457,475,476,478,484,485,490,491,493,501,505	1-8,10, 24-26
A	WO 2008/014199 A2 (BOEHRINGER INGELHEIM INT [DE]; BOEHRINGER INGELHEIM PHARMA [DE]; BERRY) 31 January 2008 (2008-01-31) cited in the application claims 1,12	1-26
A	WO 2008/039645 A1 (BOEHRINGER INGELHEIM INT [DE]; BOEHRINGER INGELHEIM PHARMA [DE]; BERRY) 3 April 2008 (2008-04-03) cited in the application claims 1,14	1-26

Further documents are listed in the continuation of Box C. See patent family annex.

* Special categories of cited documents :

"A" document defining the general state of the art which is not considered to be of particular relevance	"T" later document published after the international filing date or priority date and not in conflict with the application but cited to understand the principle or theory underlying the invention
"E" earlier document but published on or after the international filing date	"X" document of particular relevance; the claimed invention cannot be considered novel or cannot be considered to involve an inventive step when the document is taken alone
"L" document which may throw doubts on priority claim(s) or which is cited to establish the publication date of another citation or other special reason (as specified)	"Y" document of particular relevance; the claimed invention cannot be considered to involve an inventive step when the document is combined with one or more other such documents, such combination being obvious to a person skilled in the art.
"O" document referring to an oral disclosure, use, exhibition or other means	"&" document member of the same patent family
"P" document published prior to the international filing date but later than the priority date claimed	

Date of the actual completion of the international search 26 August 2011	Date of mailing of the international search report 01/09/2011
---	--

Name and mailing address of the ISA/ European Patent Office, P.B. 5818 Patentlaan 2 NL - 2280 HV Rijswijk Tel. (+31-70) 340-2040, Fax: (+31-70) 340-3016	Authorized officer Johnson, Claire
--	---

INTERNATIONAL SEARCH REPORT

Information on patent family members

International application No

PCT/US2011/044309

Patent document cited in search report	Publication date	Patent family member(s)	Publication date
WO 2011035159	A1	NONE	

WO 2008014199	A2	AR 062125 A1	15-10-2008
		CA 2657247 A1	31-01-2008
		CL 21992007 A1	07-03-2008
		EP 2081905 A2	29-07-2009
		JP 2009544755 A	17-12-2009
		PE 04092008 A1	16-06-2008
		US 2008039464 A1	14-02-2008
		US 2011071127 A1	24-03-2011

WO 2008039645	A1	AR 062937 A1	17-12-2008
		AU 2007300295 A1	03-04-2008
		CA 2664310 A1	03-04-2008
		CL 27502007 A1	16-05-2008
		CN 101516839 A	26-08-2009
		EA 200900403 A1	30-10-2009
		EP 2074084 A1	01-07-2009
		JP 2010504373 A	12-02-2010
		KR 20090069318 A	30-06-2009
		PE 08302008 A1	10-07-2008
		US 2008081822 A1	03-04-2008
		US 2011130431 A1	02-06-2011
		UY 30606 A1	02-05-2008
		ZA 200900885 A	31-03-2010
