

Feb. 23, 1926.

1,574,487

P. W. JONES

CONSTRUCTION FOR EYEGGLASS PARTS AND THE LIKE

Filed Nov. 4, 1921

Fig. 1

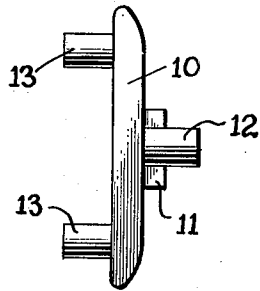


Fig. 2

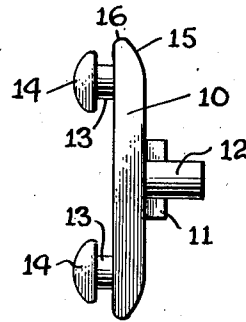


Fig. 3

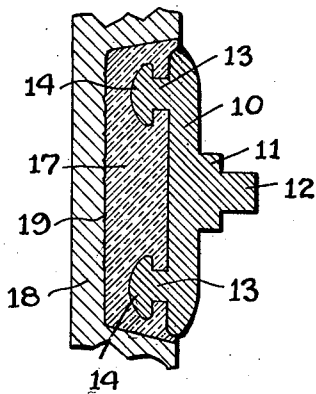
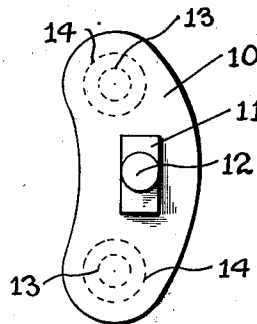


Fig. 4



INVENTOR
Percival W. Jones
BY *Lucy, Varney, Main & Hoquet*
ATTORNEYS

UNITED STATES PATENT OFFICE.

PERCIVAL W. JONES, OF PROVIDENCE, RHODE ISLAND, ASSIGNOR TO BAY STATE OPTICAL COMPANY, OF ATTLEBORO, MASSACHUSETTS, A CORPORATION OF MAINE.

CONSTRUCTION FOR EYEGLASS PARTS AND THE LIKE.

Application filed November 4, 1921. Serial No. 512,734.

To all whom it may concern:

Be it known that I, PERCIVAL W. JONES, a citizen of the United States, and a resident of Providence, in the county of Providence and State of Rhode Island, have invented an Improvement in Construction for Eyeglass Parts and the like, of which the following is a specification.

This invention relates to the construction of eyeglass parts and the like. One of the objects thereof is to provide a simple and practical arrangement whereby metallic and non-metallic parts are securely connected together in devices of the general nature of that herein described. Another object is to provide a nose-engaging member for eyeglasses and the like of inexpensive and secure construction and well adapted to meet conditions of use. Another object is to provide an art for forming constructions of the above nature which is simple and conveniently carried on and dependable in its results. Other objects will be in part obvious and in part pointed out hereinafter.

The invention accordingly consists in the features of construction, combinations of elements and arrangement of parts and in the various combinations of steps, all as will be illustratively herein described and the scope of the application of which will be indicated in the following claims.

In the accompanying drawing in which is shown one of various possible embodiments of this invention and certain steps involved in the making thereof,

Figure 1 is an edge view of a portion of a nose-engaging member or "nose pad";

Figure 2 is a similar view of the same parts at a later stage in their construction;

Figure 3 is a longitudinal sectional view of the completed device, and

Figure 4 is a rear view of the parts shown in Figure 3.

Similar reference characters refer to similar parts throughout the several views of the drawing.

Considering now this drawing in detail, there is shown in Figure 1 a metallic base of a nose-engaging member such as is used in the so-called finger piece type of eyeglasses. This member will be referred to herein as a "nose pad" although it is to be understood that various of the broader features of this invention are applicable to different types of construction. This device comprises the

plate 10 having on its rear a rectangular shoulder 11 terminating in a post 12. The parts 11 and 12 serve merely to make suitable connection with the lever arm or other portion of the eyeglasses, and have in themselves nothing to do with the present invention. On the opposite or operative side of the part 10 are a pair of metallic and preferably integral posts 13 which may originally be of the cylindrical form shown. These posts 13 are formed into the shape shown in Figure 3 of the drawing by a spinning or similar operation. Their length is thus shortened and their ends rounded and flattened into the form appearing at 13, for a purpose hereinafter described. By this action as distinguished from swaging, the base portions of the post are not enlarged or deformed.

The edge portions of the plate 10 are preferably not only rounded or beveled on their rear side as indicated at 15 but also on the opposite side as shown at 16 for a purpose hereinafter described.

With the metallic parts thus formed, the facing shown at 17 in Figure 3 of the drawing and properly shaped, is fitted within a mold diagrammatically indicated at 18 and heated. The member 17 which is formed of celluloid is thus rendered soft. It may be here be noted that the term "celluloid" is used in a broad sense to comprehend various non-metallic materials having similar characteristics.

The softened member 17 with the mold still in position is then forced downwardly toward the forward side of the plate 10 and these parts are pressed together in such manner that not only are the parts 13 with their heads 14 embedded in the celluloid but the latter fills all interstices between them and the part 10 and is urged downwardly to the edge formed by the beveled surfaces 15 and 16.

The mold 18 is then removed and the celluloid member permitted to cool, it being understood that the bottom wall of the mold is roughened or knurled as indicated at 19 so as to provide a similar exposed surface on the celluloid member.

In the use of the devices it will be seen that the celluloid member having a greater thickness than the pipe of the posts 13 with their heads 14, covers all metal surfaces and is securely locked in position. Furthermore,

the tapered edges of the base plate prevent an exposure of metal around the sides of the device. In this manner there is no metal surface engaging the nose of the wearer even though the device be embedded or tilted so that its side surfaces contact the skin. This feature is of material importance in the use of devices of this nature as, due to perspiration and the like, an exposed metal surface is likely to become corroded and to disfigure or injure the skin. It will also be seen that the appearance of the device is enhanced and that the parts are securely united one to another with a minimum of labor.

As various changes might be made in the above construction and as the art herein described might be varied, all without departing from the scope of this invention, it is to be understood that all matter herein set forth or shown in the accompanying drawing is to be interpreted as illustrative and not in a limiting sense.

I claim as my invention:

1. A nose-engaging device for eyeglasses comprising, in combination, an elongated and flattened metal base member having on one face thereof a projection for making connection with the other parts of the eyeglasses and on the other face thereof a pair of projecting metal posts, one adjacent each end of said base member and each provided with an enlarged and flattened head, and a member of celluloid resting against said last face of said base member and shaped substantially to the contour thereof, said celluloid member being of greater thickness

than the entire length of said posts, completely covering said posts and interlocking with said heads thereof, the edges of said celluloid member being molded over and covering the adjacent edge of said base member throughout the circumference thereof, and the outer face of said celluloid member being roughened to engage and grip the nose.

2. A nose-engaging device for eyeglasses comprising, in combination, an elongated metal base member having on one face thereof a projection for making connection with other parts of the eyeglasses and on the opposite face thereof a plurality of spaced projecting metal posts provided with enlarged and flattened heads, said first face of said base member being beveled and the edges thereof thereby reduced in thickness, and a non-metallic member resting against said second face of said base member and shaped substantially to the contour thereof, said non-metallic member being of greater thickness than the total length of said posts, completely covering said posts and interlocking with the heads thereof, the edges of said non-metallic member being molded over the reduced edges of said metal base member, covering said edges and substantially meeting said bevel, and the outer face of said non-metallic member being roughened to engage and grip the nose.

In testimony whereof, I have signed my name to this specification this 25 day of October, 1921.

PERCIVAL W. JONES.