



US00D544934S

(12) **United States Design Patent**  
**De Guccio**

(10) **Patent No.:** **US D544,934 S**

(45) **Date of Patent:** **\*\* Jun. 19, 2007**

(54) **COMBINED PUTTER GRIP AND BALL RETRIEVER**

(76) Inventor: **Dennis De Guccio**, 257 Knox Pl.,  
Costa Mesa, CA (US) 92627

(\*\*) Term: **14 Years**

(21) Appl. No.: **29/236,855**

(22) Filed: **Aug. 23, 2005**

(51) **LOC (8) Cl.** ..... **21-02**

(52) **U.S. Cl.** ..... **D21/756; D21/721**

(58) **Field of Classification Search** ..... D21/721-759,  
D21/789-796; D8/21, 29, 107, 303, 307,  
D8/310-312, DIG. 6; 473/282-323, 517;  
294/19.2, 64.1

See application file for complete search history.

(56) **References Cited**

**U.S. PATENT DOCUMENTS**

1,830,520	A *	11/1931	Moyses	.....	294/19.2
1,931,758	A *	10/1933	Harders et al.	.....	473/309
2,583,198	A *	1/1952	Axton, Jr.	.....	473/549
2,750,222	A	6/1956	Borah		
2,819,108	A	1/1958	Borah		
D195,629	S	7/1963	Borah		
3,693,978	A *	9/1972	East	.....	473/314
5,004,239	A *	4/1991	Wettstein	.....	473/282
D319,278	S *	8/1991	Tosti	.....	D21/756
D375,340	S *	11/1996	Stryczek	.....	D21/756
6,155,934	A *	12/2000	Pinns	.....	473/340

6,174,244	B1 *	1/2001	Zimmerman	.....	473/203
D446,269	S *	8/2001	Ryu	.....	D21/747
6,857,971	B2 *	2/2005	Huang	.....	473/300
D522,078	S *	5/2006	De Guccio	.....	D21/756
2003/0083142	A1 *	5/2003	Nam	.....	473/286

\* cited by examiner

*Primary Examiner*—Catherine Tuttle

(74) *Attorney, Agent, or Firm*—ColterJennings

(57) **CLAIM**

The ornamental design for a combined putter grip and ball retriever, as shown.

**DESCRIPTION**

FIG. 1 is a front view of a combined putter grip and ball retriever embodying my new design and showing the grip on the upper end of a golf club shaft;

FIG. 2 is a first side view thereof;

FIG. 3 is a top view thereof;

FIG. 4 is a bottom view thereof;


FIG. 5 is a back view thereof;


FIG. 6 is a second side view thereof; and,

FIG. 7 is a perspective view thereof.


The broken line showing of the upper end of a golf club shaft is included for the purpose of illustrating environmental structure and forms no part of the claimed design.

**1 Claim, 2 Drawing Sheets**

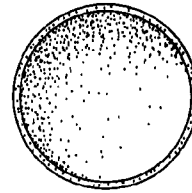




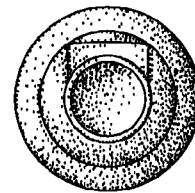
*Fig. 1*



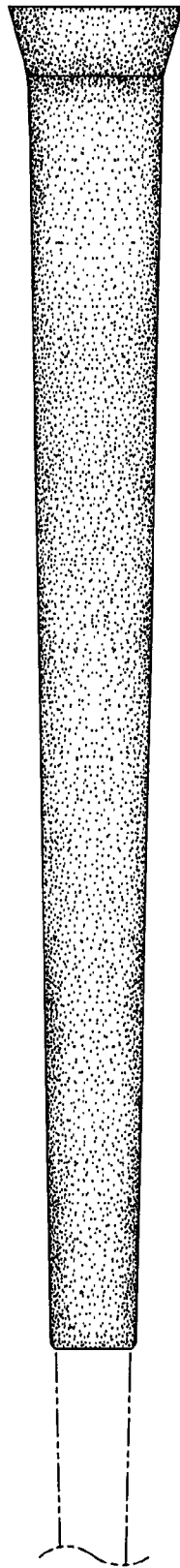
*Fig. 2*




*Fig. 3*




*Fig. 4*



*Fig. 5*



*Fig. 6*



*Fig. 7*