



US00D478152S

(12)

United States Design Patent
Friedrich

(10)

Patent No.: US D478,152 S

(45)

Date of Patent: ** Aug. 5, 2003

- (54) **FAUCET BODY**
- (75) **Inventor:** Philip F. Friedrich, Fullerton, CA (US)
- (73) **Assignee:** PFF and Associates, Buena Park, CA (US)
- (**) **Term:** 14 Years
- (21) **Appl. No.:** 29/171,681
- (22) **Filed:** Nov. 26, 2002

Related U.S. Application Data

- (62) Division of application No. 29/163,214, filed on Jun. 28, 2002, now Pat. No. Des. 470,919.
- (51) **LOC (7) Cl.** 23-01
- (52) **U.S. Cl.** D23/241
- (58) **Field of Search** D23/238–243, D23/250–257; 4/675–678; 137/801

(56) **References Cited**

U.S. PATENT DOCUMENTS

- D31,824 S * 11/1899 Jones D23/255
- D65,364 S * 8/1924 Sickley D23/240

D463,013 S * 9/2002 Green et al. D23/255
* cited by examiner

Primary Examiner—Louis S. Zarfes
Assistant Examiner—Gregory Andoll
(74) *Attorney, Agent, or Firm*—Stetina Brunda Garred & Brucker

(57) **CLAIM**

The ornamental design for a faucet body, as shown and described.

DESCRIPTION

FIG. 1 is a top plan view of the faucet body of the present invention showing my new design with the phantom lines depicting environmental structure and forming no part of the claimed design;
FIG. 2 is a left side elevational view thereof with the phantom lines depicting environmental structure and forming no part of the claimed design;
FIG. 3 is a front elevational view thereof;
FIG. 4 is a bottom plan view thereof;
FIG. 5 is a right side elevational view thereof; and,
FIG. 6 is a rear elevational view thereof.

1 Claim, 2 Drawing Sheets

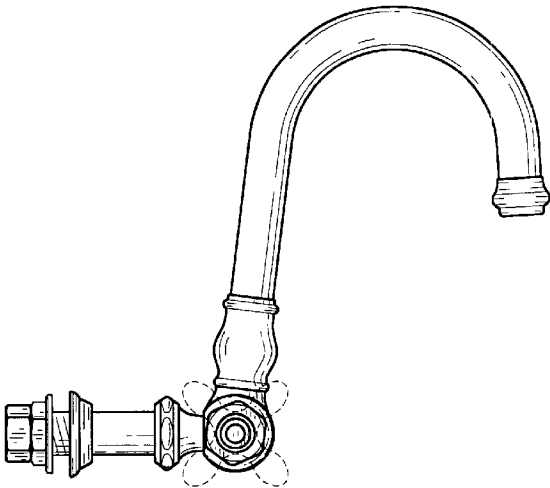
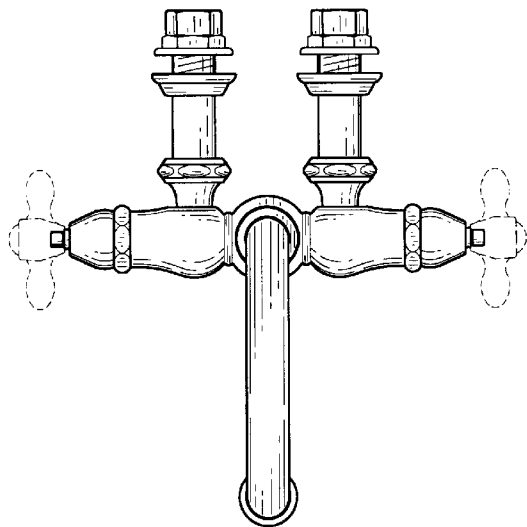


Fig. 1

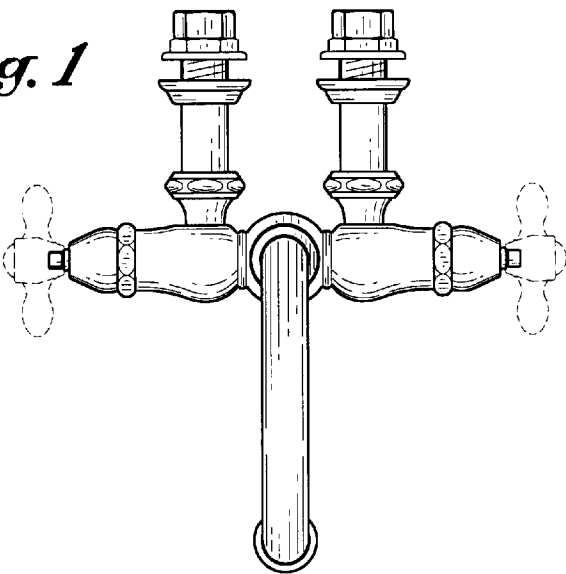


Fig. 2

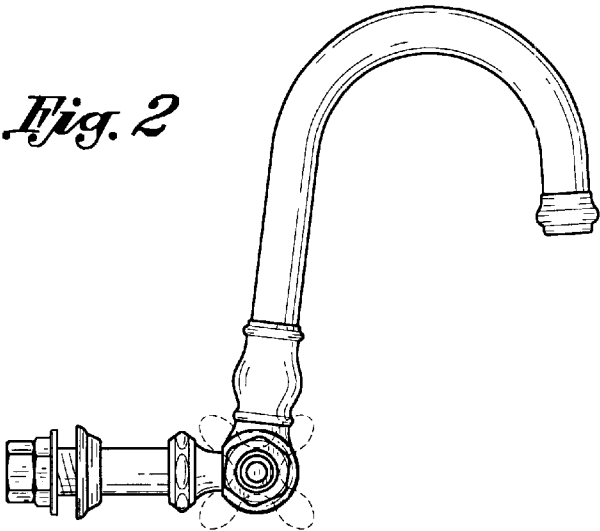


Fig. 3

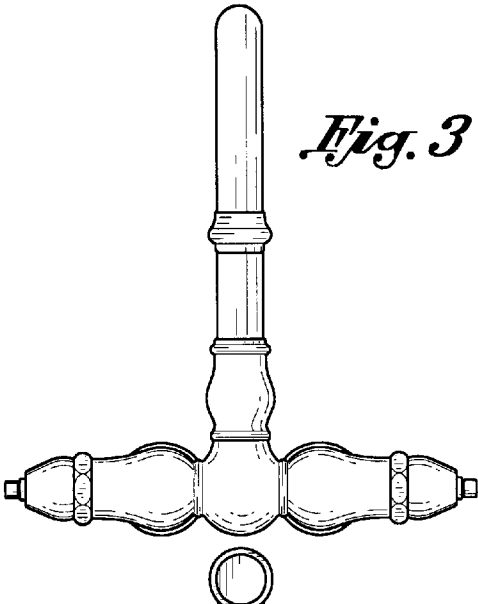
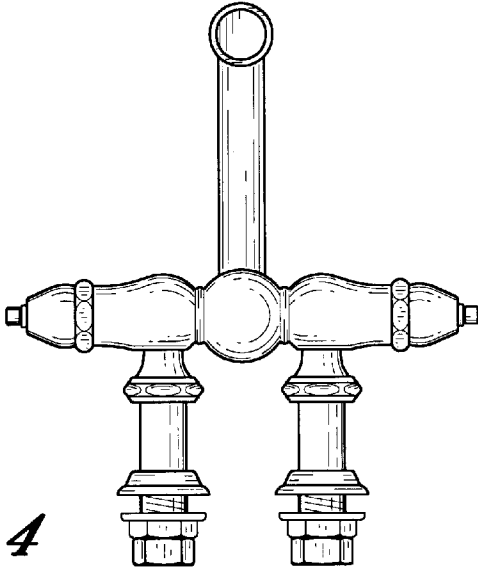


Fig. 4



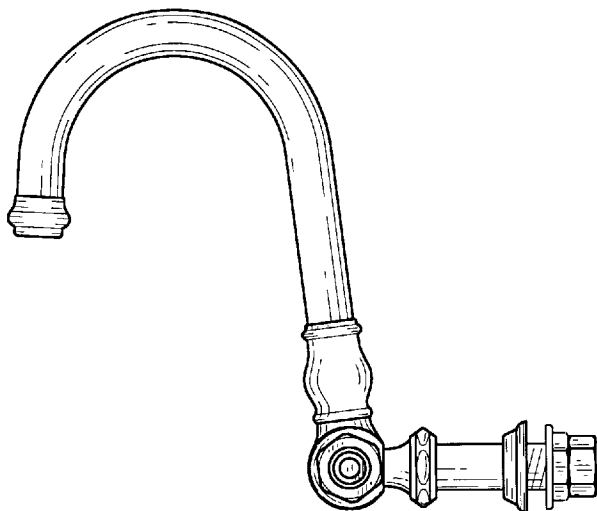


Fig. 5

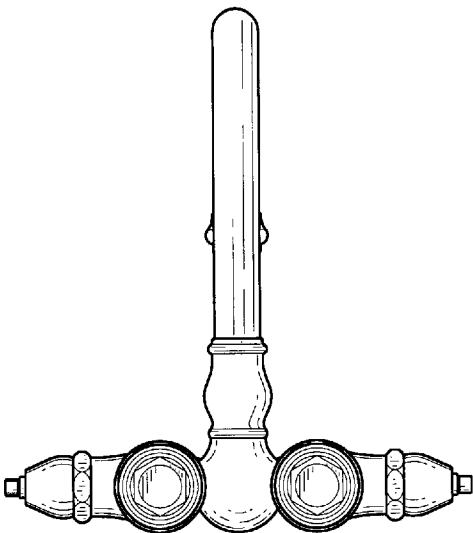


Fig. 6