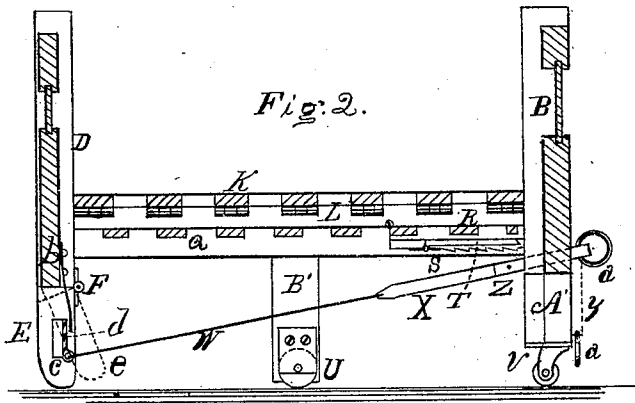
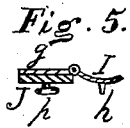
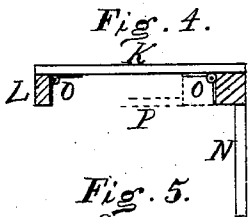
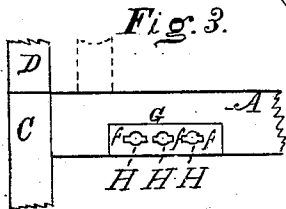
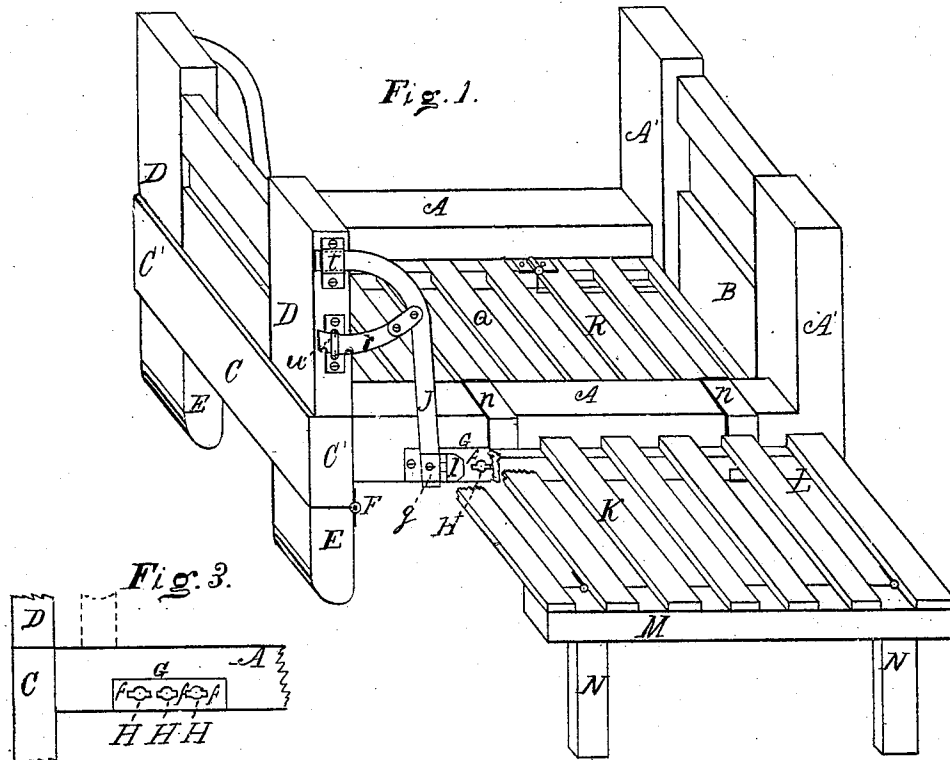


J. KECK.
Hospital-Couches.

No. 134,147.

Patented Dec. 24, 1872.



Witnesses.
Alfred Armstrong
Philip Board

Inventor.
John Keck,
By G. P. Chapin Atty

UNITED STATES PATENT OFFICE.

JOHN KECK, OF BARRINGTON, ILLINOIS.

IMPROVEMENT IN HOSPITAL-COUCHES.

Specification forming part of Letters Patent No. 134,147, dated December 24, 1872.

To all whom it may concern:

Be it known that I, JOHN KECK, of Barrington, in the county of Cook and State of Illinois, have invented a new and useful Improvement in Portable Hospital-Couches, of which the following is a specification:

The nature of this invention consists of a couch provided with an adjustable foot-board for obstetrical uses, an attaching-lounge for nursing purposes, and with hinged legs and auxiliary central legs whereby, when the hinged legs are swung under the couch, by novel mechanism, the couch may be moved on the rollers attached to the central legs and on casters attached to the stationary legs; and it further consists in the novel construction of certain details in the couch whereby the adjustments and changes are readily effected, as hereinafter fully described and shown.

In the drawing, Figure 1 is an isometrical view of my improvement in couches with the attaching-lounge in position for use at the side of the couch, a part of the lounge being broken away to show the movable foot-board attachment; Fig. 2, a longitudinal central section of the couch as when the lounge is placed inside thereof; Fig. 3, a broken elevation of one of the rails of the couch, showing the attaching-plate; Fig. 4, a transverse section of the lounge, showing how its rails are hinged to the slats to enable it to be folded together so as to be placed inside of the couch-frame.

A A represent the side rails of the couch, which are secured in the usual manner to legs A' and to end pieces C'. Between the rails A is fitted in the usual manner a slatted bottom, Q, which is provided with the ordinary adjustable head R S T, Figs. 1 and 2, and above this bottom is placed a lounge, K L M, Figs. 1, 2, and 4, which is provided with folding legs N and folding rail L, by means of which it can be stored away in the couch when not in use, and have a proper support when the legs are folded out and the rail L is hung in the strap-hook *n n*, as shown in Fig. 1. The foot-board D is arranged to be adjusted to or from the head-board B, and also to be inclined relative to the rails A by means of curved bars J, which are jointed to the foot-board D at *t*, Fig. 1, and to curved braces *r*. The lower ends of the bars J are provided with locks of novel

construction, as shown in Figs. 1, 3, and 5; and they consist of knobs *p* fastened to the insides of bars J J and of hinged straps I provided with spurs *h*. This arrangement is such that the knobs *p* will pass through any of the holes H in plates G fastened to rails A, and bring the shanks of the knobs into the recesses *f* at the left of the holes, and such that the spurs *h* on the hinged straps I will shut into the recesses on the opposite sides of holes H and prevent the knobs from coming out unless the straps I are swung back. The curved braces *r* slide in loops *u*, and their lower edges are provided with notches whereby the foot-board D is held at an inclination. Each rail A is provided with an auxiliary leg, B', supporting a roller, U, Fig. 2, and the end pieces C' are provided with hinged legs E, allowing the weight of the couch to bear on the rollers U and casters V. To enable the legs E to be drawn inward, as shown by dotted lines *e*, a connecting-rod, W, is attached to a cross-rail, *e*, Fig. 2, and to a draw-bar, X. This bar is jointed at Z, and the arrangement is such that when the bar is drawn longitudinally through the head-board B the ring end *a* may be swung down, as shown by dotted lines *y*, and hold the legs E in elevated positions above the floor, thus enabling the couch to be moved or turned round. A spring, *d*, Fig. 2, bearing against the cross-rail *e*, throws the legs E back to a vertical position after the ring end of the bar X has been elevated to a line corresponding to the rod W, the ends of the legs E being rounded so as not to catch on a floor or carpet in their movements.

The operation is simple, and as follows: In Fig. 1 the lounge is unfolded and in position for a nurse to occupy when a patient is on the couch, and for this purpose it is very convenient. It may also be used as a table or stand by placing thereon suitable covering. To place the lounge in the couch, as shown in Fig. 2, it should be lifted out of the strap-hooks *n n* and have its legs N and rails L M folded up against the slats K. To adjust the foot-board D from where it stands in Fig. 1 toward the head-board B, swing the straps I outward and remove the knobs *p* from holes H and readjust the knobs *p* and spurs *h* in a hole, H, further forward, and if the foot-board is to be inclined to or from the head-board one of the

notches in brace *r* at the side of loop *u* must be locked onto said loop. The foot board, as described, differs from the ordinary elevating-head *B S T* inasmuch as it shortens the distance between the head and foot of the couch, which is a very desirable adjustment in obstetrical operations and for other purposes.

The couch is designed to be used both in hospitals and private houses where it is desirable to move a patient from one room to another, or from one bed to another, and if it be made of suitable width to pass through a door-way the patient can be rolled or lifted from the bed onto the couch so as to cause the least possible amount of fatigue, while at the same time it can be used as a stationary couch when desired.

No bedding is shown in the drawing, but that kind suitable for other couches can be

used on this one without difficulty, and can also be used as a double bed.

Having thus described my invention, what I claim, and desire to secure by Letters Patent, is—

1. The adjustable foot-board *D* as it is arranged and combined with the bars *J J*, braces *r*, and lock *p I h* and plate *G*, as and for the purposes set forth.

2. The auxiliary legs *B* provided with rollers *U*, in combination with the couch and hinged legs *E*, when the latter are operated by rod *W*, bar *X*, and spring *b*, as described.

3. The lounge *K L M*, when the parts *M N L* fold, as set forth, and the whole combined with the couch, substantially as set forth.

Witnesses:

JOHN KECK.

A. K. TOWNSEND,
C. P. HAWLEY.