United States Patent [19]

Story et al.

[11] **Patent Number: Des. 288,563**

[45] **Date of Patent: ** Mar. 3, 1987**

[54] **WALL TELEPHONE BASE**

[75] Inventors: **William R. Story**, Mission Viejo; **David A. Sharbaugh**, Irvine, both of Calif.

[73] Assignee: **GTE Communication Systems Corporation**, Northlake, Ill.

[**] Term: **14 Years**

[21] Appl. No.: **627,129**

[22] Filed: **Jul. 2, 1984**

[52] **U.S. Cl.** **D14/61**; D14/56; D14/62

[58] **Field of Search** ..... D14/56, 61, 62, 60; 179/179, 178, 100 C, 100 R, 100 L

[56] **References Cited**

U.S. PATENT DOCUMENTS

D. 203,595	2/1966	Kamp	D14/56
D. 270,155	8/1983	Shimizu	D14/56
D. 274,329	6/1984	Winkler	D14/56
D. 280,618	9/1985	Brown et al.	D14/56
D. 282,361	1/1986	Brown et al.	D14/56
D. 283,618	4/1986	Janda et al.	D14/56
D. 284,003	5/1986	Tamura	D14/62
4,515,998	5/1985	Pinede et al.	D14/56
4,517,420	5/1985	Haskins	179/100 C

Primary Examiner—Wallace R. Burke
Assistant Examiner—Horace B. Fay
Attorney, Agent, or Firm—Gregory G. Hendricks

[57] **CLAIM**

The ornamental design for a wall telephone base, as shown and described.

DESCRIPTION

FIG. **1** is a front, top and right side perspective view of a wall telephone base showing our new design;
FIG. **2** is a front elevation thereof;
FIG. **3** is a top plan view, thereof;
FIG. **4** is a bottom plan view thereof; and
FIG. **5** is a right side elevational view thereof, the left side view being substantially a mirror image.
The broken lines are for illustrative purposes only.



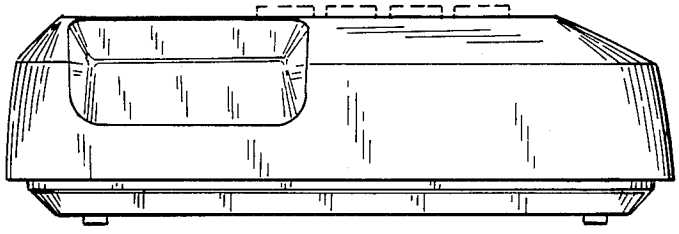



FIG. 1

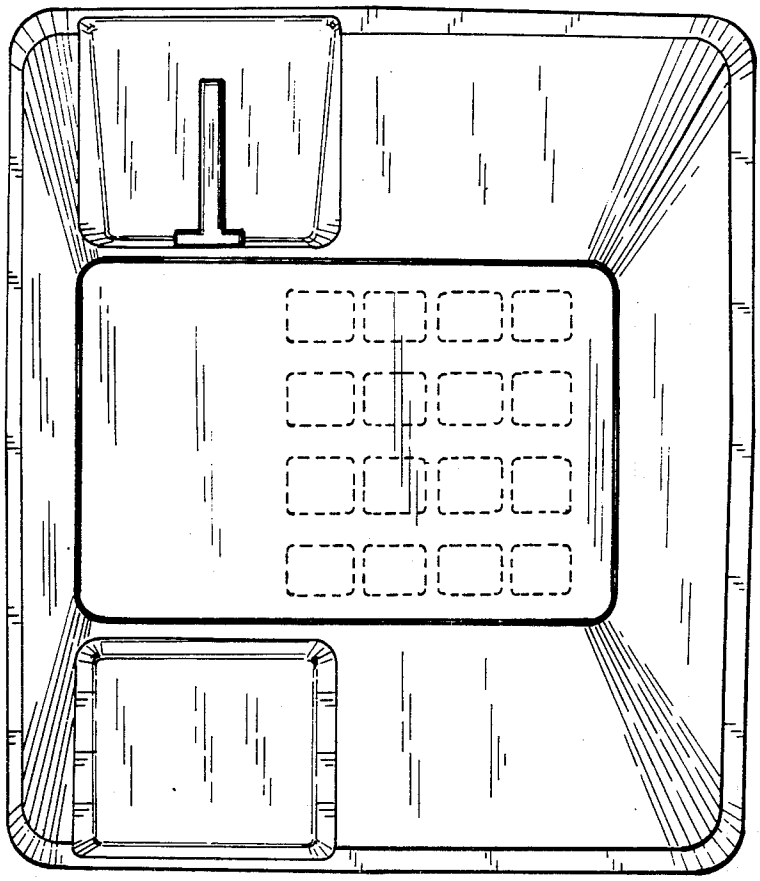

FIG. 2

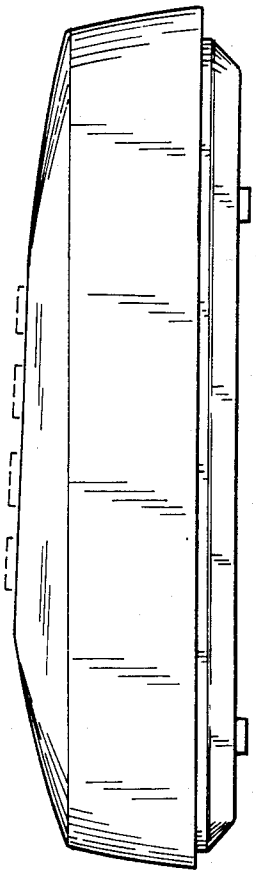

FIG. 5

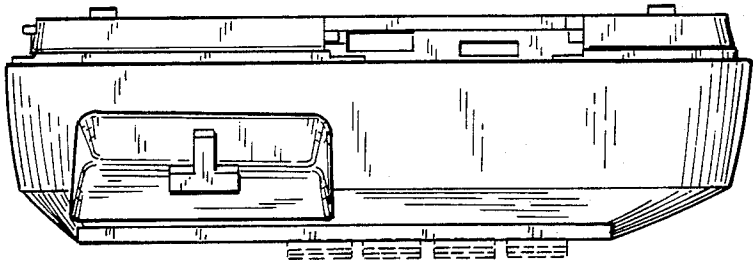

FIG. 3

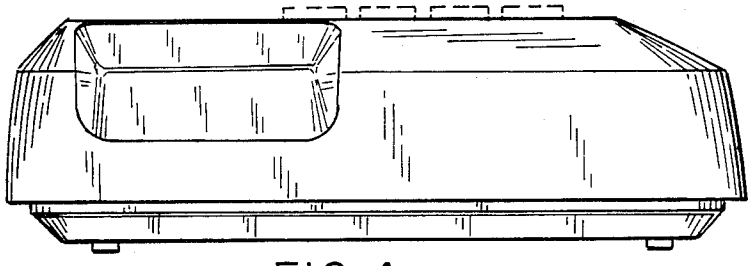

FIG. 4