

(19) World Intellectual Property Organization
International Bureau(43) International Publication Date
12 September 2003 (12.09.2003)

PCT

(10) International Publication Number
WO 03/074517 A1(51) International Patent Classification⁷: **C07D 413/12**,
209/42, A61K 31/40(74) Agent: **ASTRAZENECA**; Global Intellectual Property,
Mereside, Alderley Park, Macclesfield, Cheshire SK10
4TG (GB).

(21) International Application Number: PCT/GB03/00924

(22) International Filing Date: 4 March 2003 (04.03.2003)

(25) Filing Language: English

(26) Publication Language: English

(30) Priority Data:
0205175.3 6 March 2002 (06.03.2002) GB(71) Applicant (for all designated States except MG, US): **AS-
TRAZENECA AB** [SE/SE]; Sodertalje, S-151 85 (SE).(71) Applicant (for MG only): **ASTRAZENECA UK LIM-
ITED** [GB/GB]; 15 Stanhope Gate, London, Greater Lon-
don W1K 1LN (GB).

(72) Inventors; and

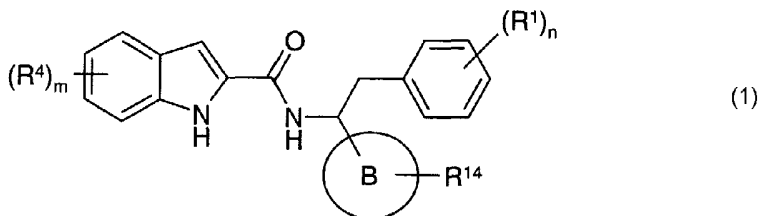
(75) Inventors/Applicants (for US only): **STOCKER, An-
drew** [GB/GB]; AstraZeneca R & D Alderley, Alderley
Park, Macclesfield, Cheshire SK10 4TG (GB). **WHITTA-
MORE, Paul, Robert, Owen** [GB/GB]; AstraZeneca R &
D Alderley, Alderley Park, Macclesfield, Cheshire SK10
4TG (GB).(81) Designated States (national): AE, AG, AL, AM, AT, AU,
AZ, BA, BB, BG, BR, BY, BZ, CA, CH, CN, CO, CR, CU,
CZ, DE, DK, DM, DZ, EC, EE, ES, FI, GB, GD, GE, GH,
GM, HR, HU, ID, IL, IN, IS, JP, KE, KG, KP, KR, KZ, LC,
LK, LR, LS, LT, LU, LV, MA, MD, MG, MK, MN, MW,
MX, MZ, NO, NZ, OM, PH, PL, PT, RO, RU, SC, SD, SE,
SG, SK, SL, TJ, TM, TN, TR, TT, TZ, UA, UG, US, UZ,
VC, VN, YU, ZA, ZM, ZW.(84) Designated States (regional): ARIPO patent (GH, GM,
KE, LS, MW, MZ, SD, SL, SZ, TZ, UG, ZM, ZW),
Eurasian patent (AM, AZ, BY, KG, KZ, MD, RU, TJ, TM),
European patent (AT, BE, BG, CH, CY, CZ, DE, DK, EE,
ES, FI, FR, GB, GR, HU, IE, IT, LU, MC, NL, PT, RO,
SE, SI, SK, TR), OAPI patent (BF, BJ, CF, CG, CI, CM,
GA, GN, GQ, GW, ML, MR, NE, SN, TD, TG).

Published:

— with international search report

For two-letter codes and other abbreviations, refer to the "Guid-
ance Notes on Codes and Abbreviations" appearing at the begin-
ning of each regular issue of the PCT Gazette.

(54) Title: INDOLE-AMID DERIVATIVES WHICH POSSESS GLYCOGEN PHOSPHORYLASE INHIBITORY ACTIVITY



(57) **Abstract:** Heterocyclic amides of formula (1), wherein: m is 0, 1 or 2; n is 0, 1 or 2; B is phenyl or heterocyclyl; R¹ is selected from for example halo, nitro, cyano, hydroxy, carboxy; R² and R³ are independently selected from, for example, C₅₋₇-cycloalkyl, cyano(C₁₋₄)alkyl, C₁₋₄alkyl (optionally substituted with 1 or 2 R⁸ groups), -OR⁸ and R⁸; R⁴ is independently selected from for example hydrogen, halo, nitro, cyano, hydroxy, C₁₋₄alkyl, and C₁₋₄alkanoyl; R⁸ is selected from for example hydroxy, heterocyclyl, aryl, -COCOOR⁹, -C(O)N(R⁹)(R¹⁰), (R⁹)(R¹⁰)N- and -COOR⁹; R⁹ and R¹⁰ are selected from for example hydrogen, hydroxy, C₁₋₄alkyl (optionally substituted by 1 or 2 R¹³); R¹³ is selected from for example, hydroxy, C₁₋₄alkoxy, heterocyclyl and C₁₋₄alkanoyl; R¹⁴ is selected from for example, hydrogen, halo, C₁₋₄alkyl, C₅₋₇-cycloalkyl, C₁₋₄alkoxy, cyano, cyano(C₁₋₄)alkyl, -COR³, (R²)(R³)NCO-, and (R²)(R³)NSO₂-; or a pharmaceutically acceptable salt or pro-drug thereof; possess glycogen phosphorylase inhibitory activity and accordingly have value in the treatment of disease states associated with increased glycogen phosphorylase activity. Processes for the manufacture of said heterocyclic amide derivatives and pharmaceutical compositions containing them are described.

INDOLE-AMID DERIVATIVES WHICH POSSESS GLYCOGEN PHOSPHORYLASE INHIBITORY ACTIVITY

The present invention relates to heterocyclic amide derivatives, pharmaceutically acceptable salts and *in vivo* hydrolysable esters thereof. These heterocyclic amide derivatives
5 possess glycogen phosphorylase inhibitory activity and accordingly have value in the treatment of disease states associated with increased glycogen phosphorylase activity and thus are potentially useful in methods of treatment of a warm-blooded animal such as man. The invention also relates to processes for the manufacture of said heterocyclic amide derivatives, to pharmaceutical compositions containing them and to their use in the manufacture of
10 medicaments to inhibit glycogen phosphorylase activity in a warm-blooded animal such as man.

The liver is the major organ regulating glycaemia in the post-absorptive state. Additionally, although having a smaller role in the contribution to post-prandial blood glucose levels, the response of the liver to exogenous sources of plasma glucose is key to an ability to
15 maintain euglycaemia. An increased hepatic glucose output (HGO) is considered to play an important role in maintaining the elevated fasting plasma glucose (FPG) levels seen in type 2 diabetics; particularly those with a FPG >140mg/dl (7.8mM). (Weyer et al, (1999), J Clin Invest 104: 787-794; Clore & Blackgard (1994), Diabetes 43: 256-262; De Fronzo, R. A., et al, (1992) Diabetes Care 15; 318 - 355; Reaven, G.M. (1995) Diabetologia 38; 3-13).

20 Since current oral, anti-diabetic therapies fail to bring FPG levels to within the normal, non-diabetic range and since raised FPG (and glycHbA1c) levels are risk factors for both macro- (Charles, M.A. et al (1996) Lancet 348, 1657-1658; Coutinho, M. et al (1999) Diabetes Care 22; 233-240; Shaw, J.E. et al (2000) Diabetes Care 23, 34-39) and micro-vascular disease (DCCT Research Group (1993) New. Eng. J. Med. 329; 977-986); the
25 reduction and normalisation of elevated FPG levels remains a treatment goal in type 2 DM.

It has been estimated that, after an overnight fast, 74% of HGO was derived from glycogenolysis with the remainder derived from gluconeogenic precursors (Hellerstein et al (1997) Am J Physiol, 272: E163). Glycogen phosphorylase is a key enzyme in the generation by glycogenolysis of glucose-1-phosphate, and hence glucose in liver and also in other tissues
30 such as muscle and neuronal tissue.

Liver glycogen phosphorylase activity is elevated in diabetic animal models including the db/db mouse and the fa/fa rat (Aiston S et al (2000). Diabetologia 43, 589-597).

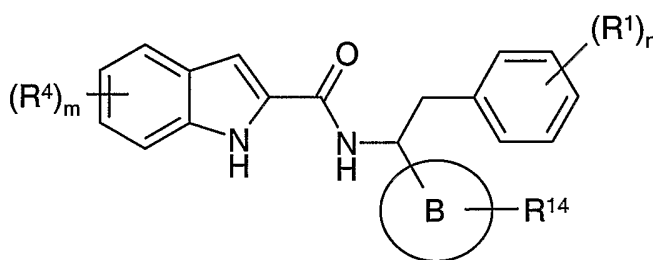
-2-

Inhibition of hepatic glycogen phosphorylase with chloroindole inhibitors (CP91149 and CP320626) has been shown to reduce both glucagon stimulated glycogenolysis and glucose output in hepatocytes (Hoover et al (1998) J Med Chem 41, 2934-8; Martin et al (1998) PNAS 95, 1776-81). Additionally, plasma glucose concentration is reduced, in a dose
5 related manner, db/db and ob/ob mice following treatment with these compounds.

Studies in conscious dogs with glucagon challenge in the absence and presence of another glycogen phosphorylase inhibitor, Bay K 3401, also show the potential utility of such agents where there is elevated circulating levels of glucagon, as in both Type 1 and Type 2 diabetes. In the presence of Bay R 3401, hepatic glucose output and arterial plasma glucose
10 following a glucagon challenge were reduced significantly (Shiota et al, (1997), Am J Physiol, 273: E868).

The heterocyclic amides of the present invention possess glycogen phosphorylase inhibitory activity and accordingly are expected to be of use in the treatment of type 2 diabetes, insulin resistance, syndrome X, hyperinsulinaemia, hyperglucagonaemia, cardiac
15 ischaemia and obesity, particularly type 2 diabetes.

According to one aspect of the present invention there is provided a compound of formula (1):



(1)

wherein:

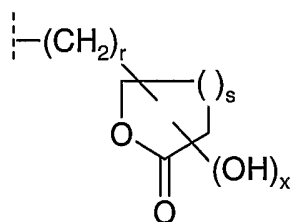
n is 0, 1 or 2;

m is 0, 1 or 2;

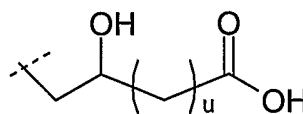
25 R^1 is independently selected from hydrogen, halo, nitro, cyano, hydroxy, amino, carboxy, carbamoyl, *N*-C₁₋₄alkylcarbamoyl, *N,N*-(C₁₋₄alkyl)₂carbamoyl, sulphamoyl, *N*-C₁₋₄alkylsulphamoyl, *N,N*-(C₁₋₄alkyl)₂sulphamoyl, C₁₋₄alkyl, C₂₋₄alkenyl, C₂₋₄alkynyl, C₁₋₄alkoxy, C₁₋₄alkanoyl, C₁₋₄alkanoyloxy, *N*-(C₁₋₄alkyl)amino,

-3-

N,N-(C₁₋₄alkyl)₂amino, hydroxyC₁₋₄alkyl, fluoromethyl, difluoromethyl, trifluoromethyl, trifluoromethoxy and groups of the formula A or A':



(A)



(A')

- 5 wherein x is 0 or 1, r is 0, 1, 2 or 3, s is 1 or 2 and u is 1 or 2; provided that the hydroxy group is not a substituent on the ring carbon adjacent to the ring oxygen;
- R⁴ is independently selected from hydrogen, halo, nitro, cyano, hydroxy, fluoromethyl, difluoromethyl, trifluoromethyl, trifluoromethoxy, carboxy, carbamoyl, C₁₋₄alkyl, C₂₋₄alkenyl, C₂₋₄alkynyl, C₁₋₄alkoxy and C₁₋₄alkanoyl;
- 10 B is phenyl or heterocyclyl;
- R¹⁴ is selected from hydrogen, halo, C₁₋₄alkyl (optionally substituted by 1 or 2 hydroxy groups), C₅₋₇cycloalkyl (optionally substituted with 1 or 2 hydroxy groups), C₁₋₄alkoxy, cyano, cyano(C₁₋₄)alkyl, -COR³, (R²)(R³)NCO-, and (R²)(R³)NSO₂-;
- R² and R³ are independently selected from C₅₋₇cycloalkyl (optionally substituted with 1 or 2
- 15 hydroxy groups), cyano(C₁₋₄)alkyl, 5- and 6-membered cyclic acetals and mono- and di-methyl derivatives thereof, tetrahydrothiopyranyl, 1-oxotetrahydrothiopyranyl, 1,1-dioxotetrahydrothiopyranyl, fluoromethylcarbonyl, difluoromethylcarbonyl, trifluoromethylcarbonyl, C₁₋₄alkyl (optionally substituted with 1 or 2 R⁸ groups), -OR⁸ and R⁸;
- 20 R⁸ is independently selected from hydrogen, 2,2-dimethyl-1,3-dioxolan-4-yl, heterocyclyl (optionally substituted on ring carbon or ring nitrogen by 1 or 2 groups selected from hydrogen, nitro, halo, cyano, hydroxy and C₁₋₄alkyl), (heterocyclyl)C₁₋₄alkyl (wherein the heterocyclyl is optionally substituted on ring carbon or ring nitrogen by 1 or 2 groups selected from hydrogen, nitro, halo, cyano, hydroxy and C₁₋₄alkyl), aryl (optionally substituted by 1 or
- 25 2 groups selected from nitro, halo, cyano, hydroxy and C₁₋₄alkyl), C₁₋₄alkyl, C₂₋₄alkenyl, cyclo(C₃₋₈)alkyl, C₁₋₄alkoxy, cyano(C₁₋₄)alkyl, amino(C₁₋₄)alkyl (optionally substituted on nitrogen by 1 or 2 groups selected from hydrogen, C₁₋₄alkyl, hydroxy, hydroxy(C₁₋₄)alkyl, dihydroxy(C₁₋₄)alkyl, aryl and aryl(C₁₋₄)alkyl), C₁₋₄alkylS(O)_c(C₁₋₄)alkyl (wherein c is 0, 1 or

-4-

2), -N(OH)CHO, -CH₂CH(CO₂R⁹)N(R⁹R¹⁰), -CH₂OR⁹, (R⁹)(R¹⁰)N-, -COOR⁹, -CH₂COOR⁹, -CH₂CONR⁹R¹⁰ and -(CH₂)_uCH(NR⁹R¹⁰)CO₂R⁹ (wherein u is 1, 2 or 3);

R⁹ and R¹⁰ are independently selected from hydrogen, hydroxy, C₁₋₄alkyl (optionally substituted by 1 or 2 hydroxy groups), C₅₋₇cycloalkyl (optionally substituted by 1 or 2 hydroxy groups), C₂₋₄alkenyl, cyano(C₁₋₄)alkyl, tetrahydrothiopyranyl, 1-oxotetrahydrothiopyranyl, 1,1-dioxotetrahydrothiopyranyl, 2,2-dimethyl-1,3-dioxolan-4-yl, aryl (optionally substituted by 1 or 2 substituents selected from hydrogen, nitro, halo, hydroxy and C₁₋₄alkyl) and C₁₋₄alkyl substituted by R¹³; or

R⁹ and R¹⁰ together with the nitrogen to which they are attached form a 4- to 6-membered ring where the ring is optionally substituted on carbon by 1 or 2 substituents selected from oxo, hydroxy, carboxy, halo, nitro, nitroso, cyano, isocyano, amino, *N*-C₁₋₄alkylamino, *N,N*-(C₁₋₄alkyl)₂amino, carbonyl, C₁₋₄alkoxy, heterocyclyl, C₁₋₄alkanoyl, C₁₋₄alkylS(O)_f(C₁₋₄)alkyl (wherein f is 0, 1 or 2), -N(OH)CHO, (R¹¹)(R¹²)NCO-, (R¹¹)(R¹²)NSO₂-, -COCH₂OR¹¹ and (R¹¹)(R¹²)N-;

R¹³ is selected from hydroxy, C₁₋₄alkoxy, heterocyclyl, C₁₋₄alkanoyl, C₁₋₄alkylS(O)_d (wherein d is 0, 1 or 2), -N(OH)CHO, -C(O)N(R¹¹)(R¹²), (R¹¹)(R¹²)NSO₂-, -COCH₂OR¹¹ and (R¹¹)(R¹²)N-;

R¹¹ and R¹² are independently selected from hydrogen, C₁₋₄alkyl, C₁₋₄alkoxy, hydroxyC₁₋₄alkyl and C₁₋₄alkylS(O)_e (wherein e is 0, 1 or 2);

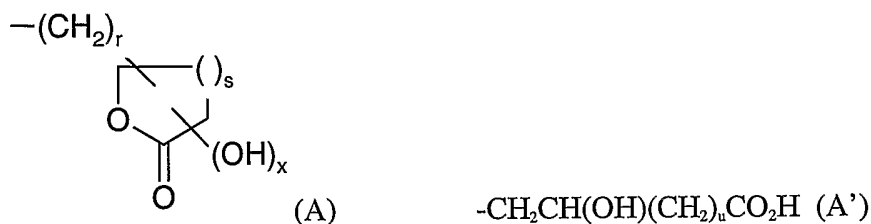
or a pharmaceutically acceptable salt or pro-drug thereof.

According to another aspect of the present invention there is provided a compound of formula (1) wherein:

n is 0, 1 or 2;

m is 0, 1 or 2;

R¹ is independently selected from hydrogen, halo, nitro, cyano, hydroxy, amino, carboxy, carbamoyl, *N*-C₁₋₄alkylcarbamoyl, *N,N*-(C₁₋₄alkyl)₂carbamoyl, sulphamoyl, *N*-C₁₋₄alkylsulphamoyl, *N,N*-(C₁₋₄alkyl)₂sulphamoyl, sulfinoyl, sulfo, C₁₋₄alkyl, C₂₋₄alkenyl, C₂₋₄alkynyl, C₁₋₄alkoxy, C₁₋₄alkanoyl, C₁₋₄alkanoyloxy, *N*-(C₁₋₄alkyl)amino, *N,N*-(C₁₋₄alkyl)₂amino, hydroxyC₁₋₄alkyl, fluoromethyl, difluoromethyl, trifluoromethyl, trifluoromethoxy and R¹ is of the formula A or A':



wherein x is 0 or 1, r is 0, 1, 2 or 3 and s is 1 or 2; provided that the hydroxy group is not a substituent on the ring carbon adjacent to the ring oxygen;

- 5 R⁴ is independently selected from hydrogen, halo, nitro, cyano, hydroxy, amino, carboxy, carbamoyl, *N*-C₁₋₄alkylcarbamoyl, *N,N*-(C₁₋₄alkyl)₂carbamoyl, sulphamoyl, *N*-C₁₋₄alkylsulphamoyl, *N,N*-(C₁₋₄alkyl)₂sulphamoyl, sulfinio, sulfo, C₁₋₄alkyl, C₂₋₄alkenyl, C₂₋₄alkynyl, C₁₋₄alkoxy, C₁₋₄alkanoyl, C₁₋₄alkanoyloxy, *N*-(C₁₋₄alkyl)amino, *N,N*-(C₁₋₄alkyl)₂amino, hydroxyC₁₋₄alkyl, fluoromethyl, difluoromethyl, trifluoromethyl and
10 trifluoromethoxy;

B is phenyl or heterocycllyl;

R¹⁴ is selected from hydrogen, halo, C₁₋₄alkyl (optionally substituted by 1 or 2 hydroxy groups provided that when there are 2 hydroxy groups they are not substituents on the same carbon), C₅₋₇cycloalkyl (optionally substituted with 1 or 2 hydroxy groups provided that when there are 2 hydroxy groups they are not substituents on the same carbon), C₁₋₄alkoxy, cyano, cyano(C₁₋₄)alkyl, -COR³, (R²)(R³)NCO-, and (R²)(R³)NSO₂-;

{R² and R³ are independently selected from C₁₋₄alkyl (substituted by 1 or 2 hydroxy groups provided that when there are 2 hydroxy groups they are not substituents on the same carbon), C₅₋₇cycloalkyl (optionally substituted with 1 or 2 hydroxy groups provided that when there are 2 hydroxy groups they are not substituents on the same carbon), cyano(C₁₋₄)alkyl, 4-
butanolidyl, 5-pentanolidyl, tetrahydrothiopyranyl, 1-oxotetrahydrothiopyranyl, 1,1-dioxotetrahydrothiopyranyl, fluoromethylcarbonyl, difluoromethylcarbonyl, trifluoromethylcarbonyl, C₁₋₄alkyl (substituted by R⁸), -OR⁸ and R⁸;

[wherein R⁸ is independently selected from hydrogen, 2,2-dimethyl-1,3-dioxolan-4-yl, heterocyclyl (optionally substituted on ring carbon or ring nitrogen by 1 or 2 groups selected from hydrogen, nitro, halo, cyano, hydroxy and C₁₋₄alkyl), (heterocyclyl)C₁₋₄alkyl (wherein the heterocyclyl is optionally substituted on ring carbon or ring nitrogen by 1 or 2 groups selected from hydrogen, nitro, halo, cyano, hydroxy and C₁₋₄alkyl), aryl (optionally substituted by 1 or 2 groups selected from nitro, halo, cyano, hydroxy and C₁₋₄alkyl), C₁₋₄alkyl, C₂₋₄alkenyl,

-6-

cyclo(C₃₋₈)alkyl, C₁₋₄alkoxy, cyano(C₁₋₄)alkyl, amino(C₁₋₄)alkyl (optionally substituted on nitrogen by 1 or 2 groups selected from hydrogen, C₁₋₄alkyl, hydroxy, hydroxy(C₁₋₄)alkyl, dihydroxy(C₁₋₄)alkyl, aryl and aryl(C₁₋₄)alkyl), C₁₋₄alkylS(O)_c(C₁₋₄)alkyl (wherein c is 0, 1 or 2), -N(OH)CHO, -CH₂CH(CO₂R⁹)N(R⁹R¹⁰), -CH₂OR⁹, (R⁹)(R¹⁰)N-, -COOR⁹, -CH₂COOR⁹
 5 , -CH₂CONR⁹R¹⁰ and -(CH₂)_uCH(NR⁹R¹⁰)CO₂R⁹ (wherein u is 1, 2 or 3);

(wherein R⁹ and R¹⁰ are independently selected from hydrogen, hydroxy, C₁₋₄alkyl (optionally substituted by 1 or 2 hydroxy groups provided that when there are 2 hydroxy groups they are not substituents on the same carbon), C₅₋₇cycloalkyl (optionally substituted by 1 or 2 hydroxy groups provided that when there are 2 hydroxy groups they are not substituents
 10 on the same carbon), C₂₋₄alkenyl, cyano(C₁₋₄)alkyl, 4-butanolidyl, 5-pentanolidyl, tetrahydrothiopyranyl, 1-oxotetrahydrothiopyranyl, 1,1-dioxotetrahydrothiopyranyl, 2,2-dimethyl-1,3-dioxolan-4-yl, aryl (optionally substituted by 1 or 2 substituents selected from hydrogen, nitro, halo, hydroxy and C₁₋₄alkyl) and C₁₋₄alkyl substituted by R¹³

{ wherein R¹³ is selected from hydroxy, C₁₋₄alkoxy, heterocyclyl, C₁₋₄alkanoyl, C₁₋₄alkylS(O)_d (wherein d is 0, 1 or 2), -N(OH)CHO, (R¹¹)(R¹²)NCO-, (R¹¹)(R¹²)NSO₂-, -COCH₂OR¹¹, (R¹¹)(R¹²)N-;
 15

[wherein R¹¹ and R¹² are independently selected from hydrogen, C₁₋₄alkyl, C₁₋₄alkoxy, hydroxyC₁₋₄alkyl, C₁₋₄alkylS(O)_e (wherein e is 0, 1 or 2)]]; and

R⁹ and R¹⁰ can together with the nitrogen to which they are attached form 4- to 6-
 20 membered ring where the ring is optionally substituted on carbon by 1 or 2 substituents selected from oxo, hydroxy, carboxy, halo, nitro, nitroso, cyano, isocyano, amino, N-C₁₋₄alkylamino, N,N-(C₁₋₄alkyl)₂amino, carbonyl, sulfo, C₁₋₄alkoxy, heterocyclyl, C₁₋₄alkanoyl, C₁₋₄alkylS(O)_f(C₁₋₄)alkyl (wherein f is 0, 1 or 2), -N(OH)CHO, (R¹¹)(R¹²)NCO-, (R¹¹)(R¹²)NSO₂-, -COCH₂OR¹¹, (R¹¹)(R¹²)N-;
 25 wherein R¹¹ and R¹² are as defined above)]]; or a pharmaceutically acceptable salt or *in vivo* hydrolysable ester thereof.

It is to be understood that, where optional substitution on alkyl or cycloalkyl groups in R², R³, R⁹, R¹⁰, R¹⁴ (as defined hereinbefore or hereinafter) allows two hydroxy substituents
 30 on the alkyl or cycloalkyl group, or one hydroxy substituent and a second substituent linked by a heteroatom (for example alkoxy), then these two substituents are not substituents on the same carbon atom of the alkyl or cycloalkyl group.

In another aspect, the invention relates to compounds of formula (1) as hereinabove defined or to a pharmaceutically acceptable salt.

In another aspect, the invention relates to compounds of formula (1) as hereinabove defined or to a pro-drug thereof. Suitable examples of pro-drugs of compounds of formula (1) are in-vivo hydrolysable esters of compounds of formula (1). Therefore in another aspect, the invention relates to compounds of formula (1) as hereinabove defined or to an in-vivo hydrolysable ester thereof.

It is to be understood that, insofar as certain of the compounds of formula (1) defined above may exist in optically active or racemic forms by virtue of one or more asymmetric carbon atoms, the invention includes in its definition any such optically active or racemic form which possesses glycogen phosphorylase inhibition activity. The synthesis of optically active forms may be carried out by standard techniques of organic chemistry well known in the art, for example by synthesis from optically active starting materials or by resolution of a racemic form. Similarly, the above-mentioned activity may be evaluated using the standard laboratory techniques referred to hereinafter.

Within the present invention it is to be understood that a compound of the formula (1) or a salt thereof may exhibit the phenomenon of tautomerism and that the formulae drawings within this specification can represent only one of the possible tautomeric forms. It is to be understood that the invention encompasses any tautomeric form which has glycogen phosphorylase inhibition activity and is not to be limited merely to any one tautomeric form utilised within the formulae drawings. The formulae drawings within this specification can represent only one of the possible tautomeric forms and it is to be understood that the specification encompasses all possible tautomeric forms of the compounds drawn not just those forms which it has been possible to show graphically herein.

It is also to be understood that certain compounds of the formula (1) and salts thereof can exist in solvated as well as unsolvated forms such as, for example, hydrated forms. It is to be understood that the invention encompasses all such solvated forms which have glycogen phosphorylase inhibition activity.

It is also to be understood that certain compounds of the formula (1) may exhibit polymorphism, and that the invention encompasses all such forms which possess glycogen phosphorylase inhibition activity.

The present invention relates to the compounds of formula (1) as hereinbefore defined as well as to the salts thereof. Salts for use in pharmaceutical compositions will be

-8-

pharmaceutically acceptable salts, but other salts may be useful in the production of the compounds of formula (1) and their pharmaceutically acceptable salts. Pharmaceutically acceptable salts of the invention may, for example, include acid addition salts of the compounds of formula (1) as hereinbefore defined which are sufficiently basic to form such salts. Such acid addition salts include for example salts with inorganic or organic acids affording pharmaceutically acceptable anions such as with hydrogen halides (especially hydrochloric or hydrobromic acid of which hydrochloric acid is particularly preferred) or with sulphuric or phosphoric acid, or with trifluoroacetic, citric or maleic acid. Suitable salts include hydrochlorides, hydrobromides, phosphates, sulphates, hydrogen sulphates, alkylsulphonates, arylsulphonates, acetates, benzoates, citrates, maleates, fumarates, succinates, lactates and tartrates. In addition where the compounds of formula (1) are sufficiently acidic, pharmaceutically acceptable salts may be formed with an inorganic or organic base which affords a pharmaceutically acceptable cation. Such salts with inorganic or organic bases include for example an alkali metal salt, such as a sodium or potassium salt, an alkaline earth metal salt such as a calcium or magnesium salt, an ammonium salt or for example a salt with methylamine, dimethylamine, trimethylamine, piperidine, morpholine or tris-(2-hydroxyethyl)amine.

The compounds of the invention may be administered in the form of a pro-drug which is broken down in the human or animal body to give a compound of the invention. A prodrug may be used to alter or improve the physical and/or pharmacokinetic profile of the parent compound and can be formed when the parent compound contains a suitable group or substituent which can be derivatised to form a prodrug. Examples of pro-drugs include in-vivo hydrolysable esters of a compound of the invention or a pharmaceutically-acceptable salt thereof.

Various forms of prodrugs are known in the art, for examples see:

- a) Design of Prodrugs, edited by H. Bundgaard, (Elsevier, 1985) and Methods in Enzymology, Vol. 42, p. 309-396, edited by K. Widder, *et al.* (Academic Press, 1985);
- b) A Textbook of Drug Design and Development, edited by Krogsgaard-Larsen and H. Bundgaard, Chapter 5 "Design and Application of Prodrugs", by H. Bundgaard p. 113-191 (1991);
- c) H. Bundgaard, Advanced Drug Delivery Reviews, 8, 1-38 (1992);
- d) H. Bundgaard, *et al.*, Journal of Pharmaceutical Sciences, 77, 285 (1988); and
- e) N. Kakeya, *et al.*, Chem Pharm Bull, 32, 692 (1984).

An *in vivo* hydrolysable ester of a compound of formula (1) containing carboxy or hydroxy group is, for example a pharmaceutically acceptable ester which is cleaved in the human or animal body to produce the parent acid or alcohol.

5 Suitable pharmaceutically acceptable esters for carboxy include C₁₋₆alkoxymethyl esters for example methoxymethyl, C₁₋₆alkanoyloxymethyl esters for example pivaloyloxymethyl, phthalidyl esters, C₃₋₈cycloalkoxycarbonyloxyC₁₋₆alkyl esters for example 1-cyclohexylcarbonyloxyethyl; 1,3-dioxolen-2-onylmethyl esters for example 5-methyl-1,3-dioxolen-2-onylmethyl; and C₁₋₆alkoxycarbonyloxyethyl esters for example 10 1-methoxycarbonyloxyethyl and may be formed at any carboxy group in the compounds of this invention.

 Suitable pharmaceutically-acceptable esters for hydroxy include inorganic esters such as phosphate esters (including phosphoramidic cyclic esters) and α -acyloxyalkyl ethers and related compounds which as a result of the *in-vivo* hydrolysis of the ester breakdown to give 15 the parent hydroxy group/s. Examples of α -acyloxyalkyl ethers include acetoxymethoxy and 2,2-dimethylpropionyloxymethoxy. A selection of *in-vivo* hydrolysable ester forming groups for hydroxy include C₁₋₁₀alkanoyl, for example acetyl; benzoyl; phenylacetyl; substituted benzoyl and phenylacetyl, C₁₋₁₀alkoxycarbonyl (to give alkyl carbonate esters), for example ethoxycarbonyl; di-(C₁₋₄)alkylcarbamoyl and *N*-(di-(C₁₋₄)alkylaminoethyl)-*N*-(C₁₋₄)alkylcarbamoyl (to give carbamates); di-(C₁₋₄)alkylaminoacetyl and carboxyacetyl. 20 Examples of ring substituents on phenylacetyl and benzoyl include aminomethyl, (C₁₋₄)alkylaminomethyl and di-((C₁₋₄)alkyl)aminomethyl, and morpholino or piperazino linked from a ring nitrogen atom via a methylene linking group to the 3- or 4- position of the benzoyl ring. Other interesting *in-vivo* hydrolysable esters include, for example, R^AC(O)O(C₁₋₆)alkyl- 25 CO-, wherein R^A is for example, benzyloxy-(C₁₋₄)alkyl, or phenyl). Suitable substituents on a phenyl group in such esters include, for example, 4-(C₁₋₄)piperazino-(C₁₋₄)alkyl, piperazino-(C₁₋₄)alkyl and morpholino-(C₁₋₄)alkyl.

 In this specification the generic term "alkyl" includes both straight-chain and branched-chain alkyl groups. However references to individual alkyl groups such as "propyl" 30 are specific for the straight chain version only and references to individual branched-chain alkyl groups such as *t*-butyl are specific for the branched chain version only. For example, "C₁₋₄alkyl" includes methyl, ethyl, propyl, isopropyl and *t*-butyl. An analogous convention

-10-

applies to other generic terms, for example "C₂₋₄alkenyl" includes vinyl, allyl and 1-propenyl and "C₂₋₄alkynyl" includes ethynyl, 1-propynyl and 2-propynyl.

The term "hydroxyC₁₋₄alkyl" includes hydroxymethyl, hydroxyethyl, hydroxypropyl, hydroxyisopropyl and hydroxybutyl. The term "hydroxyethyl" includes 1-hydroxyethyl and 2-hydroxyethyl. The term "hydroxypropyl" includes 1-hydroxypropyl, 2-hydroxypropyl and 3-hydroxypropyl and an analogous convention applies to terms such as hydroxybutyl. The term "dihydroxyC₁₋₄alkyl" includes dihydroxyethyl, dihydroxypropyl, dihydroxyisopropyl and dihydroxybutyl. The term "dihydroxypropyl" includes 1,2-dihydroxypropyl and 1,3-dihydroxypropyl. An analogous convention applies to terms such as dihydroxyisopropyl and dihydroxybutyl.

The term "halo" refers to fluoro, chloro, bromo and iodo. The term "dihaloC₁₋₄alkyl" includes difluoromethyl and dichloromethyl. The term "trihaloC₁₋₄alkyl" includes trifluoromethyl.

Examples of "5- and 6-membered cyclic acetals and mono- and di-methyl derivatives thereof" are:

1,3-dioxolan-4-yl, 2-methyl-1,3-dioxolan-4-yl, 2,2-dimethyl-1,3-dioxolan-4-yl; 2,2-dimethyl-1,3-dioxan-4-yl; 2,2-dimethyl-1,3-dioxan-5-yl; 1,3-dioxan-2-yl.

The term "sulfo" means HOSO₂- . The term "sulfinio" means HO₂S- .

Examples of "C₁₋₄alkoxy" include methoxy, ethoxy, propoxy and isopropoxy.

Examples of "C₁₋₄alkanoyl" include formyl, acetyl and propionyl. Examples of "C₁₋₄alkanoyloxy" are formyloxy, acetoxo and propionoxy. Examples of "*N*-(C₁₋₄alkyl)amino" include methylamino and ethylamino. Examples of "*N,N*-(C₁₋₄alkyl)₂amino" include *N,N*-(methyl)₂amino, *N,N*-(ethyl)₂amino and *N*-ethyl-*N*-methylamino. Examples of "*N*-(C₁₋₄alkyl)carbamoyl" are methylcarbamoyl and ethylcarbamoyl. Examples of "*N,N*-(C₁₋₄alkyl)₂carbamoyl" are *N,N*-(methyl)₂carbamoyl, *N,N*-(ethyl)₂carbamoyl and *N*-methyl-*N*-ethylcarbamoyl. Examples of "*N*-(C₁₋₄alkyl)sulphamoyl" are *N*-(methyl)sulphamoyl and *N*-(ethyl)sulphamoyl. Examples of "*N,N*-(C₁₋₄alkyl)₂sulphamoyl" are *N,N*-(methyl)₂sulphamoyl, *N,N*-(ethyl)₂sulphamoyl and *N*-(methyl)-*N*-(ethyl)sulphamoyl.

Examples of "cyano(C₁₋₄)alkyl" are cyanomethyl, cyanoethyl and cyanopropyl. Examples of "C₅₋₇cycloalkyl" are cyclopentyl, cyclohexyl and cycloheptyl. Examples of "C₃₋₈cycloalkyl" and "C₃₋₇cycloalkyl" include "C₅₋₇cycloalkyl, cyclopropyl, cyclobutyl and cyclooctyl.

The term "aminoC₁₋₄alkyl" includes aminomethyl, aminoethyl, aminopropyl, aminoisopropyl and aminobutyl. The term "aminoethyl" includes 1-aminoethyl and 2-aminoethyl. The term "aminopropyl" includes 1-aminopropyl, 2-aminopropyl and 3-aminopropyl and an analogous convention applies to terms such as aminoisopropyl and
 5 aminobutyl.

Examples of "C₁₋₄alkylS(O)_c (wherein c is 0 to 2)", "C₁₋₄alkylS(O)_d (wherein d is 0 to 2)", "C₁₋₄alkylS(O)_e (wherein e is 0 to 2)", and "C₁₋₄alkylS(O)_f (wherein f is 0 to 2)" independently include methylthio, ethylthio, propylthio, methanesulphinyl, ethanesulphinyl, propanesulphinyl, mesyl, ethanesulphonyl, propanesulphonyl and isopropanesulphonyl.

10 Where optional substituents are chosen from "0, 1, 2 or 3" groups it is to be understood that this definition includes all substituents being chosen from one of the specified groups or the substituents being chosen from two or more of the specified groups. An analogous convention applies to substituents chose from "0, 1 or 2" groups and "1 or 2" groups.

15 "Heterocyclyl" is a saturated, partially saturated or unsaturated, optionally substituted monocyclic ring containing 5 to 7 atoms of which 1, 2, 3 or 4 ring atoms are chosen from nitrogen, sulphur or oxygen, which may, unless otherwise specified, be carbon or nitrogen linked, wherein a -CH₂- group can optionally be replaced by a -C(O)- and a ring sulphur atom may be optionally oxidised to form the S-oxide(s). Examples and suitable values of the term
 20 "heterocyclyl" are morpholino, morpholinyl, piperidino, piperidyl, pyridyl, pyranyl, pyrrolyl, imidazolyl, thiazolyl, thienyl, dioxolanyl, thiadiazolyl, piperazinyl, isothiazolidinyl, triazolyl, tetrazolyl, pyrrolidinyl, 2-oxazolidinonyl, 5-isoxazolonyl, thiomorpholino, pyrrolinyl, homopiperazinyl, 3,5-dioxapiperidinyl, 3-oxopyrazolin-5-yl, tetrahydropyranyl, tetrahydrothiopyranyl, 1-oxotetrahydrothiopyranyl, 1,1-dioxotetrahydrothiopyranyl,
 25 pyrimidyl, pyrazinyl, pyridazinyl, pyrazolyl, pyrazolinyl, isoxazolyl, 4-oxopyridyl, 2-oxopyrrolidyl, 4-oxothiazolidyl, furyl, thienyl, oxazolyl, and oxadiazolyl. Preferably "heterocyclyl" is morpholino, morpholinyl, piperidino, piperidyl, pyridyl, pyranyl, pyrrolyl, imidazolyl, thiazolyl, thienyl, thiadiazolyl, piperazinyl, isothiazolidinyl, 1,3,4-triazolyl, tetrazolyl, pyrrolidinyl, thiomorpholino, pyrrolinyl, homopiperazinyl, 3,5-dioxapiperidinyl,
 30 pyrimidyl, pyrazinyl, pyridazinyl, pyrazolyl, pyrazolinyl, isoxazolyl, 4-oxopyridyl, 2-oxopyrrolidyl, 4-oxothiazolidyl, furyl, thienyl, oxazolyl, 1,3,4-oxadiazolyl, and 1,2,4-oxadiazolyl. More preferably "heterocyclyl" is oxazolyl, 1,2,4-oxadiazolyl, pyridyl, furyl, thienyl, morpholine, pyrazinyl and piperazinyl.

-12-

Suitable optional substituents for “heterocyclyl” as a saturated or partially saturated ring are 1, 2 or 3 substituents independently selected from halo, cyano, hydroxy, C₁₋₄alkyl, C₁₋₄alkoxy and C₁₋₄alkylS(O)_b (wherein b is 0, 1 or 2). Further suitable substituents for “heterocyclyl” as a saturated or partially saturated ring are 1, 2 or 3 substituents independently selected from fluoro, chloro, cyano, hydroxy, methyl, ethyl, methoxy, methylthio, methylsulfinyl and methylsulfonyl.

Suitable optional substituents for “heterocyclyl” as an unsaturated ring are 1, 2 or 3 substituents independently selected from halo, cyano, nitro, amino, hydroxy, C₁₋₄alkyl, C₁₋₄alkoxy, C₁₋₄alkylS(O)_b (wherein b is 0, 1 or 2), *N*-(C₁₋₄alkyl)amino and *N,N*-(C₁₋₄alkyl)₂amino. Further suitable optional substituents for “heterocyclyl” as an unsaturated ring are 1, 2 or 3 substituents independently selected from fluoro, chloro, cyano, nitro, amino, methylamino, dimethylamino, hydroxy, methyl, ethyl, methoxy, methylthio, methylsulfinyl and methylsulfonyl.

Examples of “(heterocyclyl)C₁₋₄alkyl” are morpholinomethyl, morpholinethyl, morpholinylmethyl, morpholinylethyl, piperidinomethyl, piperidinoethyl, piperidylmethyl, piperidylethyl, imidazolylmethyl, imidazolylethyl, oxazolylmethyl, oxazolylethyl, 1,3,4-oxadiazolylmethyl, 1,2,4-oxadiazolylmethyl, 1,2,4-oxadiazolylethyl, pyridylmethyl, pyridylethyl, furylmethyl, furylethyl, (thienyl)methyl, (thienyl)ethyl, pyrazinylmethyl, pyrazinylethyl, piperazinylmethyl and piperazinylethyl.

Examples of “aryl” are optionally substituted phenyl and naphthyl.

Examples of “aryl(C₁₋₄)alkyl” are benzyl, 2-phenylethyl, naphthylmethyl and naphthylethyl.

Suitable optional substituents for “aryl” groups are 1, 2 or 3 substituents independently selected from halo, cyano, nitro, amino, hydroxy, C₁₋₄alkyl, C₁₋₄alkoxy, C₁₋₄alkylS(O)_b (wherein b is 0, 1 or 2), *N*-(C₁₋₄alkyl)amino and *N,N*-(C₁₋₄alkyl)₂amino. Further suitable optional substituents for “aryl” groups are 1, 2 or 3 substituents independently selected from fluoro, chloro, cyano, nitro, amino, methylamino, dimethylamino, hydroxy, methyl, ethyl, methoxy, methylthio, methylsulfinyl and methylsulfonyl.

Preferred values of B, R¹, R⁴, R¹⁴, m and n are as follows. Such values may be used where appropriate with any of the definitions, claims or embodiments defined hereinbefore or hereinafter.

In one embodiment of the invention are provided compounds of formula (1), in an alternative embodiment are provided pharmaceutically-acceptable salts of compounds of

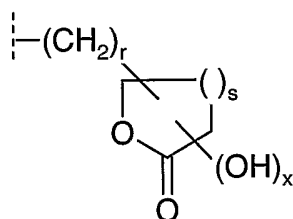
-13-

formula (1), in a further alternative embodiment are provided in-vivo hydrolysable esters of compounds of formula (1), and in a further alternative embodiment are provided pharmaceutically-acceptable salts of in-vivo hydrolysable esters of compounds of formula (1).

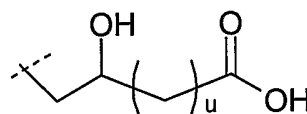
In one aspect of the invention n is 0 or 1.

5 Preferably n is 1.

In another aspect of the present invention R^1 is selected from hydrogen, halo, nitro, cyano, hydroxy, fluoromethyl, difluoromethyl, trifluoromethyl and groups of the formula A or A':



(A)



(A')

10

wherein x is 0 or 1, r is 0, 1, 2 or 3, s is 1 or 2 and u is 1 or 2; provided that the hydroxy group is not a substituent on the ring carbon adjacent to the ring oxygen;

Preferably R^1 is hydrogen or halo.

More preferably R^1 is hydrogen, chloro or fluoro.

15 In one aspect of the invention B is phenyl.

In another aspect of the invention B is heterocyclyl.

Preferably B is selected from phenyl, pyridyl, pyrimidinyl, pyrrolyl, thienyl, furyl, oxazole, isoxazole and oxadiazole.

In one aspect of the invention R^{14} is selected from hydrogen, halo, C_{1-4} alkyl (optionally substituted by 1 or 2 hydroxy groups), C_{5-7} cycloalkyl (optionally substituted with 1 or 2 hydroxy groups), C_{1-4} alkoxy, cyano, cyano(C_{1-4})alkyl, $-COR^3$, $(R^2)(R^3)NCO-$, and $(R^2)(R^3)NSO_2-$;

20 wherein R^2 and R^3 are independently selected from C_{1-4} alkyl (substituted by 1 or 2 hydroxy groups), C_{5-7} cycloalkyl (optionally substituted with 1 or 2 hydroxy), cyano(C_{1-4})alkyl, fluoromethylcarbonyl, difluoromethylcarbonyl, trifluoromethylcarbonyl, C_{1-4} alkyl (substituted by R^8), $-OR^8$ and R^8 ;

25 wherein R^8 is independently selected from hydrogen, furyl (optionally substituted on carbon by 1 or 2 nitro groups), thienyl (optionally substituted on carbon by 1 or 2 nitro groups), morpholino, furyl(C_{1-4})alkyl (wherein furyl is optionally substituted on carbon by 1

-14-

- or 2 nitro groups), thienyl(C₁₋₄)alkyl (wherein thienyl is optionally substituted on carbon by 1 or 2 nitro groups), 1,2,4-oxadiazolyl, tetrazolyl, imidazolyl, pyrrolidinyl, piperidyl, tetrahydrofuryl, tetrahydropyranyl, tetrahydrothiopyranyl, tetrahydrothienyl, phenyl (optionally substituted by 1 or 2 groups selected from nitro, halo, cyano, hydroxy and C₁₋₄alkyl),
- 5 pyrazinyl, 4-methylpiperazino, piperazinyl, C₁₋₄alkyl, C₂₋₄alkenyl, cyclo(C₃₋₈)alkyl, C₁₋₄alkoxy, cyano(C₁₋₄)alkyl, amino(C₁₋₄)alkyl (optionally substituted on nitrogen by 1 or 2 groups selected from hydrogen, C₁₋₄alkyl, hydroxy, hydroxy(C₁₋₄)alkyl, dihydroxy(C₁₋₄)alkyl, aryl and aryl(C₁₋₄)alkyl), C₁₋₄alkylS(O)_c(C₁₋₄)alkyl (wherein c is 0, 1 or 2), -CH₂CH(CO₂R⁹)N(R⁹R¹⁰), -CH₂OR⁹, (R⁹)(R¹⁰)N-, -COOR⁹ and -CH₂COOR⁹, -
- 10 CH₂CONR⁹R¹⁰, -CH₂CH₂CH(NR⁹R¹⁰)CO₂R⁹;

wherein R⁹ and R¹⁰ are independently selected from hydrogen, C₁₋₄alkyl (optionally substituted by 1 or 2 hydroxy groups), C₅₋₇cycloalkyl (optionally substituted by 1 or 2 hydroxy groups), C₂₋₄alkenyl, cyano(C₁₋₄)alkyl, phenyl (optionally substituted by 1 or 2 groups selected from nitro, halo, hydroxy and cyano) and C₁₋₄alkyl substituted by R¹³; or

- 15 R⁹ and R¹⁰ together with the nitrogen to which they are attached form 4- to 6-membered ring where the ring is optionally substituted on carbon by 1 or 2 substituents selected from oxo, hydroxy, carboxy, halo, nitro, nitroso, cyano, isocyano, amino, N-C₁₋₄alkylamino, N,N-(C₁₋₄)₂alkylamino, carbonyl, C₁₋₄alkoxy, heterocyclyl, C₁₋₄alkanoyl, and C₁₋₄alkylS(O)_f(C₁₋₄)alkyl (wherein f is 0, 1 or 2);
- 20 wherein R¹³ is selected from C₁₋₄alkoxy, furyl (optionally substituted on carbon by 1 or 2 nitro groups), thienyl (optionally substituted on carbon by 1 or 2 nitro groups), morpholino, furyl(C₁₋₄)alkyl (wherein furyl is optionally substituted on carbon by 1 or 2 nitro groups), thienyl(C₁₋₄)alkyl (wherein thienyl is optionally substituted on carbon by 1 or 2 nitro groups), 1,2,4-oxadiazolyl, tetrazolyl, imidazolyl, pyrrolidinyl, piperidyl, tetrahydrofuryl, tetrahydropyranyl, tetrahydrothiopyranyl, tetrahydrothienyl, phenyl (optionally substituted by 1 or 2 groups selected from nitro, halo, cyano, hydroxy and C₁₋₄alkyl), pyrazinyl, piperazinyl, C₁₋₄alkylS(O)_d(C₁₋₄)alkyl (wherein d is 0, 1 or 2);
- 25

wherein R¹¹ is selected from hydrogen, C₁₋₄alkyl, C₁₋₄alkoxy, hydroxyC₁₋₄alkyl, C₁₋₄alkylS(O)_e (wherein e is 0, 1 or 2).

30

In a further aspect of the invention R¹⁴ is selected from hydrogen, -COR³, (R²)(R³)NCO-, and (R²)(R³)NSO₂-;

-15-

wherein R^2 and R^3 are independently selected from C_{1-4} alkyl (substituted by 1 or 2 hydroxy groups), fluoromethylcarbonyl, difluoromethylcarbonyl, trifluoromethylcarbonyl, C_{1-4} alkyl (substituted by R^8), $-OR^8$ and R^8 ;

wherein R^8 is independently selected from hydrogen, furyl (optionally substituted on
5 carbon by 1 or 2 nitro groups), thienyl (optionally substituted on carbon by 1 or 2 nitro groups), morpholino, furyl(C_{1-4})alkyl (wherein furyl is optionally substituted on carbon by 1 or 2 nitro groups), thienyl(C_{1-4})alkyl (wherein thienyl is optionally substituted on carbon by 1 or 2 nitro groups), phenyl (optionally substituted by 1 or 2 groups selected from nitro, halo, cyano and hydroxy), C_{2-4} alkenyl, cyclo(C_{3-8})alkyl, cyano(C_{1-4})alkyl, amino(C_{1-4})alkyl
10 (optionally substituted on nitrogen by 1 or 2 groups selected from hydrogen, C_{1-4} alkyl, hydroxy, hydroxy(C_{1-4})alkyl, dihydroxy(C_{1-4})alkyl, aryl and aryl(C_{1-4})alkyl), C_{1-4} alkylS(O)_c(C_{1-4})alkyl (wherein c is 0, 1 or 2), $-CH_2CH(CO_2R^9)N(R^9R^{10})$, $-CH_2OR^9$, $(R^9)(R^{10})N-$, $-COOR^9$, $-CH_2COOR^9$, $-CH_2CONR^9R^{10}$, and $-CH_2CH_2CH(NR^9R^{10})CO_2R^9$;

wherein R^9 and R^{10} are independently selected from hydrogen, C_{1-4} alkyl (optionally
15 substituted by 1 or 2 hydroxy groups), C_{2-4} alkenyl, cyano(C_{1-4})alkyl and phenyl (optionally substituted by 1 or 2 groups selected from nitro, halo, hydroxy and cyano).

In another aspect of the invention R^{14} is selected from hydrogen, $-COR^3$, $(R^2)(R^3)NCO-$, and $(R^2)(R^3)NSO_2-$;

20 wherein R^2 and R^3 are independently selected from C_{1-4} alkyl (substituted by R^8), $-OR^8$ and R^8 ;

wherein R^8 is independently selected from hydrogen, furyl (optionally substituted on
carbon by 1 or 2 nitro groups), thienyl (optionally substituted on carbon by 1 or 2 nitro groups), morpholino, furyl(C_{1-4})alkyl (wherein furyl is optionally substituted on carbon by 1
25 or 2 nitro groups), thienyl(C_{1-4})alkyl (wherein thienyl is optionally substituted on carbon by 1 or 2 nitro groups), phenyl (optionally substituted by 1 or 2 groups selected from nitro, halo, cyano and hydroxy), C_{2-4} alkenyl, cyano(C_{1-4})alkyl, cyclo(C_{3-8})alkyl, amino(C_{1-4})alkyl (optionally substituted on nitrogen by 1 or 2 groups selected from hydrogen, C_{1-4} alkyl, hydroxy, hydroxy(C_{1-4})alkyl, dihydroxy(C_{1-4})alkyl, aryl and aryl(C_{1-4})alkyl) and
30 C_{1-4} alkylS(O)_c(C_{1-4})alkyl (wherein c is 0, 1 or 2).

In another aspect of the invention R^{14} is selected from hydrogen, halo, cyano, C_{1-4} alkoxy, C_{1-4} alkyl (optionally substituted by 1 or 2 hydroxy groups) and cyano C_{1-4} alkyl.

-16-

In another aspect of the invention R^{14} is selected from hydrogen, $-COR^3$, $(R^2)(R^3)NCO-$, and $(R^2)(R^3)NSO_2-$;

wherein R^2 is selected from hydrogen or C_{1-4} alkyl and R^3 is selected from hydrogen, methyl, hydroxyethyl, hydroxypropyl, 1,3-dihydroxyprop-2-yl, 3-hydroxy-2-

- 5 hydroxymethylpropyl, 2,3-dihydroxypropyl, cyanomethyl, cyanoethyl, cyanopropyl, cyanomethylcarbonyl, cyanoethylcarbonyl, cyanopropylcarbonyl, carbamoyl, trifluoromethylcarbonyl, carboxymethanoyl, 4-amino-4-carboxybutanoyl, carboxyethyl, formyl, acetyl, propanoyl, methanesulfinyl, methanesulfonyl, morpholinomethylcarbonyl, phenylcarbonyl, furylcarbonyl, thienylcarbonyl, nitrofurylcarbonyl, pyrazinylcarbonyl, cyclopropylcarbonyl, morpholinocarbonyl, methylmercaptoethyl, *N,N*-(methyl)₂carbamoyl, 4-
- 10 methylpiperazinocarbonyl, thienylsulfonyl, *N*-ethylcarbamoyl, *N*-allylcarbamoyl, *N*-dinitrophenylcarbamoyl, pyridinylcarbonyl, cyanophenylcarbonyl, hydroxyphenylcarbonyl, acryloyl, 2-amino-2-carboxyethylcarbonyl, 2-(tert-butoxycarbonyl)-2-(tert-butoxycarbonylamino)ethylcarbonyl, 2-(tert-butoxycarbonyl)ethylcarbonyl, aminobutanoyl,
- 15 aminopropanoyl, aminoacetyl, *N*-methylaminoacetyl, 3-amino-3-carboxypropanoyl, chloroacetyl, hydroxyacetyl, *N*-methyl-*N*-hydroxyethylaminoacetyl, *N*-benzyl-*N*-hydroxyethylaminoacetyl, *N*-(2,3-dihydroxypropyl)-*N*-methylaminoacetyl, hydroxypiperidinoaminoacetyl, hydroxypyrrolidinylaminoacetyl and *N,N*-bis(hydroxyethyl)aminoacetyl.

- 20 In one aspect of the present invention m is 1 or 2.

In another aspect of the invention m is 1.

In one aspect of the present invention R^4 is selected from hydrogen, halo, cyano, hydroxy, fluoromethyl, difluoromethyl and trifluoromethyl.

In another aspect of the invention R^4 is hydrogen or halo.

- 25 Preferably R^4 is selected from hydrogen, chloro or bromo.

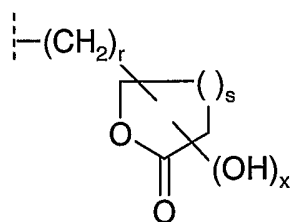
More preferably R^4 is chloro.

A preferred class of compound is of the formula (1) wherein;

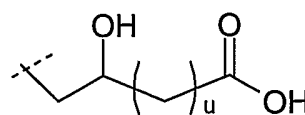
n is 1 or 2;

- 30 R^1 is independently selected from hydrogen, halo, cyano, nitro, hydroxy, fluoromethyl, difluoromethyl, trifluoromethyl and groups of the formula A or A':

-17-



(A')



(A'')

wherein x is 0 or 1, r is 0, 1, 2 or 3, s is 1 or 2 and u is 1 or 2; provided that the hydroxy group is not a substituent on the ring carbon adjacent to the ring oxygen;

5 B is heterocyclyl;

R¹⁴ is selected from is selected from hydrogen, C₁₋₄alkyl (optionally substituted by 1 or 2 hydroxy groups), C₅₋₇cycloalkyl (optionally substituted with 1 or 2 hydroxy groups), cyano(C₁₋₄)alkyl, -COR³, (R²)(R³)NCO-, and (R²)(R³)NSO₂-;

10 R² and R³ are independently selected from C₁₋₄alkyl (substituted by 1 or 2 hydroxy groups), C₅₋₇cycloalkyl (optionally substituted with 1 or 2 hydroxy groups), cyano(C₁₋₄)alkyl, fluoromethylcarbonyl, difluoromethylcarbonyl, trifluoromethylcarbonyl, C₁₋₄alkyl (substituted by R⁸), -OR⁸ and R⁸;

15 R⁸ is independently selected from hydrogen, furyl (optionally substituted on carbon by 1 or 2 nitro groups), thienyl (optionally substituted on carbon by 1 or 2 nitro groups), morpholino, furyl(C₁₋₄)alkyl (wherein furyl is optionally substituted on carbon by 1 or 2 nitro groups), thienyl(C₁₋₄)alkyl (wherein thienyl is optionally substituted on carbon by 1 or 2 nitro groups), 1,2,4-oxadiazolyl, tetrazolyl, imidazolyl, pyrrolidinyl, piperidyl, tetrahydrofuryl, tetrahydropyranyl, tetrahydrothiopyranyl, tetrahydrothienyl, morpholino, pyridyl, phenyl (optionally substituted by 1 or 2 groups selected from nitro, halo, cyano, hydroxy and C₁₋₄alkyl), pyrazinyl, piperazinyl, 4-methylpiperazino, C₁₋₄alkyl, C₂₋₄alkenyl, cyclo(C₃₋₈)alkyl, C₁₋₄alkoxy, cyano(C₁₋₄)alkyl, amino(C₁₋₄)alkyl (optionally substituted on nitrogen by 1 or 2 groups selected from hydrogen, C₁₋₄alkyl, hydroxy, hydroxy(C₁₋₄)alkyl, dihydroxy(C₁₋₄)alkyl, aryl and aryl(C₁₋₄)alkyl), C₁₋₄alkylS(O)_c(C₁₋₄)alkyl (wherein c is 0, 1 or 2), -CH₂CH(CO₂R⁹)N(R⁹R¹⁰), -CH₂OR⁹, (R⁹)(R¹⁰)N-, -COOR⁹, -CH₂COOR⁹, -CH₂CONR⁹R¹⁰, 20 and -CH₂CH₂CH(NR⁹R¹⁰)CO₂R⁹;

R⁹ and R¹⁰ are independently selected from hydrogen, C₁₋₄alkyl (optionally substituted by 1 or 2 hydroxy groups), C₅₋₇cycloalkyl (optionally substituted by 1 or 2 hydroxy groups), C₂₋₄alkenyl, cyano(C₁₋₄)alkyl, phenyl (optionally substituted by 1 or 2 groups selected from nitro, halo, hydroxy and cyano) and C₁₋₄alkyl substituted by R¹³; or

-18-

R^9 and R^{10} can together with the nitrogen to which they are attached form 4- to 6-membered ring where the ring is optionally substituted on carbon by 1 or 2 substituents selected from oxo, hydroxy, carboxy, halo, nitro, nitroso, cyano, isocyano, amino, *N*- C_{1-4} alkylamino, *N,N*-(C_{1-4})₂alkylamino, carbonyl, C_{1-4} alkoxy, heterocyclyl, C_{1-4} alkanoyl, and C_{1-4} alkylS(O)_f(C_{1-4})alkyl (wherein f is 0, 1 or 2);

R^{13} is selected from C_{1-4} alkoxy, furyl (optionally substituted on carbon by 1 or 2 nitro groups), thienyl (optionally substituted on carbon by 1 or 2 nitro groups), morpholino, furyl(C_{1-4})alkyl (wherein furyl is optionally substituted on carbon by 1 or 2 nitro groups), thienyl(C_{1-4})alkyl (wherein thienyl is optionally substituted on carbon by 1 or 2 nitro groups), 1,2,4-oxadiazolyl, tetrazolyl, imidazolyl, pyrrolidinyl, piperidyl, tetrahydrofuryl, tetrahydropyranyl, tetrahydrothiopyranyl, tetrahydrothienyl, phenyl (optionally substituted by 1 or 2 groups selected from nitro, halo, cyano, hydroxy and C_{1-4} alkyl), pyrazinyl, piperazinyl, C_{1-4} alkylS(O)_d(C_{1-4})alkyl (wherein d is 0, 1 or 2);

m is 1 or 2;

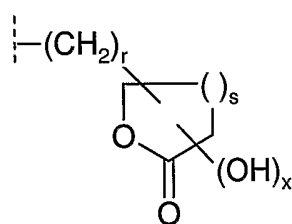
R^4 is hydrogen or halo;

or a pharmaceutically acceptable salt or in-vivo hydrolysable ester thereof.

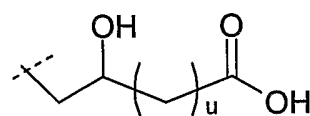
Another preferred class of compound is of the formula (1) wherein:

n is 1 or 2;

R^1 is independently selected from hydrogen, halo, nitro, hydroxy, C_{1-4} alkyl and groups of the formula A or A':



(A')



(A'')

wherein x is 0 or 1, r is 0, 1, 2 or 3, s is 1 or 2 and u is 1 or 2; provided that the hydroxy group is not a substituent on the ring carbon adjacent to the ring oxygen;

B is heterocyclyl;

R^{14} is selected from is selected from hydrogen, C_{1-4} alkyl, cyano(C_{1-4})alkyl, $-COR^3$, $(R^2)(R^3)NCO-$, and $(R^2)(R^3)NSO_2-$;

-19-

R^2 and R^3 are independently selected from C_{1-4} alkyl (substituted by 1 or 2 hydroxy groups), cyano(C_{1-4})alkyl, trifluoromethylcarbonyl, C_{1-4} alkyl (substituted by R^8), $-OR^8$ and R^8 ;

R^8 is independently selected from hydrogen, furyl (optionally substituted on carbon by 1 or 2 nitro groups), thienyl (optionally substituted on carbon by 1 or 2 nitro groups), morpholino, furyl(C_{1-4})alkyl (wherein furyl is optionally substituted on carbon by 1 or 2 nitro groups), thienyl(C_{1-4})alkyl (wherein thienyl is optionally substituted on carbon by 1 or 2 nitro groups), 1,2,4-oxadiazolyl, tetrazolyl, imidazolyl, pyrrolidinyl, piperidyl, tetrahydrofuryl, tetrahydropyranyl, tetrahydrothiopyranyl, tetrahydrothienyl, phenyl (optionally substituted by 1 or 2 groups selected from nitro, halo, cyano, hydroxy and C_{1-4} alkyl), pyrazinyl, piperazinyl, 4-methylpiperazino, C_{1-4} alkyl, C_{2-4} alkenyl, cyclo(C_{3-8})alkyl, C_{1-4} alkoxy, cyano(C_{1-4})alkyl, amino(C_{1-4})alkyl (optionally substituted on nitrogen by 1 or 2 groups selected from hydrogen, C_{1-4} alkyl, hydroxy, hydroxy(C_{1-4})alkyl, dihydroxy(C_{1-4})alkyl, aryl and aryl(C_{1-4})alkyl), C_{1-4} alkylS(O)_c(C_{1-4})alkyl (wherein c is 0, 1 or 2), $-CH_2CH(CO_2R^9)N(R^9R^{10})$, $-CH_2OR^9$, $(R^9)(R^{10})N-$, $-COOR^9$, $-CH_2COOR^9$, $-CH_2CONR^9R^{10}$, and $-CH_2CH_2CH(NR^9R^{10})CO_2R^9$;

R^9 and R^{10} are independently selected from hydrogen, C_{1-4} alkyl (optionally substituted by 1 or 2 hydroxy groups), C_{5-7} cycloalkyl (optionally substituted by 1 or 2 hydroxy groups), C_{2-4} alkenyl, cyano(C_{1-4})alkyl and phenyl (optionally substituted by 1 or 2 groups selected from nitro, halo, hydroxy and cyano); or

R^9 and R^{10} can together with the nitrogen to which they are attached form 4- to 6-membered ring where the ring is optionally substituted on carbon by 1 or 2 substituents selected from oxo, hydroxy, carboxy, halo, nitro, nitroso, cyano, isocyano, amino, *N*- C_{1-4} alkylamino, *N,N*-(C_{1-4})₂alkylamino, carbonyl, C_{1-4} alkoxy, heterocyclyl, C_{1-4} alkanoyl, and C_{1-4} alkylS(O)_f(C_{1-4})alkyl (wherein f is 0, 1 or 2);

m is 1 or 2;

R^4 is hydrogen or halo;

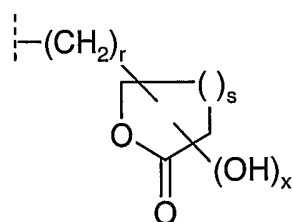
or a pharmaceutically acceptable salt or in-vivo hydrolysable ester thereof.

Another preferred class of compound is of the formula (1) wherein:

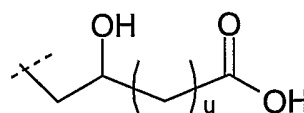
n is 1 or 2;

R^1 is independently selected from hydrogen, halo, nitro, hydroxy, C_{1-4} alkyl and groups of the formula A or A':

-20-



(A')



(A'')

wherein x is 0 or 1, r is 0, 1, 2 or 3, s is 1 or 2 and u is 1 or 2; provided that the hydroxy group is not a substituent on the ring carbon adjacent to the ring oxygen;

5 B is heterocyclyl;

R¹⁴ is selected from is selected from C₁₋₄alkyl, cyano(C₁₋₄)alkyl, -COR³, (R²)(R³)NCO-, and (R²)(R³)NSO₂-;

R² and R³ are independently selected from C₁₋₄alkyl, C₁₋₄alkyl (substituted by R⁸), -OR⁸ and R⁸;

10 R⁸ is independently selected from hydrogen, furyl (optionally substituted on carbon by 1 or 2 nitro groups), thienyl (optionally substituted on carbon by 1 or 2 nitro groups), morpholino, furyl(C₁₋₄)alkyl (wherein furyl is optionally substituted on carbon by 1 or 2 nitro groups), thienyl(C₁₋₄)alkyl (wherein thienyl is optionally substituted on carbon by 1 or 2 nitro groups), 1,2,4-oxadiazolyl, tetrazolyl, imidazolyl, pyrrolidinyl, piperidyl, tetrahydrofuryl, tetrahydropyranyl, tetrahydrothiopyranyl, tetrahydrothienyl, phenyl (optionally substituted by 1 or 2 groups selected from nitro, halo, cyano, hydroxy and C₁₋₄alkyl), pyrazinyl, piperazinyl, C₁₋₄alkyl, C₂₋₄alkenyl, cyclo(C₃₋₈)alkyl, C₁₋₄alkoxy, cyano(C₁₋₄)alkyl, amino(C₁₋₄)alkyl (optionally substituted on nitrogen by 1 or 2 groups selected from hydrogen, C₁₋₄alkyl, hydroxy, hydroxy(C₁₋₄)alkyl, dihydroxy(C₁₋₄)alkyl, aryl and aryl(C₁₋₄)alkyl), C₁₋

20 4alkylS(O)_c(C₁₋₄)alkyl (wherein c is 0, 1 or 2), -CH₂CH(CO₂R⁹)N(R⁹R¹⁰), -CH₂OR⁹, (R⁹)(R¹⁰)N-, -COOR⁹, -CH₂COOR⁹, -CH₂CONR⁹R¹⁰, and -CH₂CH₂CH(NR⁹R¹⁰)CO₂R⁹;

R⁹ and R¹⁰ are independently C₁₋₄alkenyl or phenyl (optionally substituted by nitro, halo or cyano);

m is 1;

25 R⁴ is chloro;

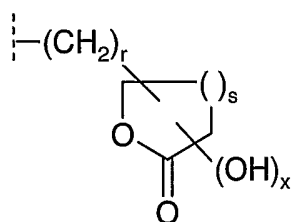
or a pharmaceutically acceptable salt or in-vivo hydrolysable ester thereof.

Another preferred class of compound is of the formula (1) wherein:

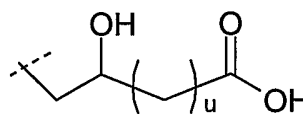
n is 1 or 2;

-21-

R^1 is independently selected from hydrogen, halo, nitro, hydroxy, C_{1-4} alkyl and groups of the formula A or A':



(A')



(A'')

5 wherein x is 0 or 1, r is 0, 1, 2 or 3, s is 1 or 2 and u is 1 or 2; provided that the hydroxy group is not a substituent on the ring carbon adjacent to the ring oxygen;

B is heterocyclyl;

R^{14} is selected from hydrogen, halo, cyano, C_{1-4} alkoxy, C_{1-4} alkyl (optionally substituted by 1 or 2 hydroxy groups provided that when there are 2 hydroxy groups they are

10 not substituents on the same carbon) and cyano C_{1-4} alkyl;

m is 1;

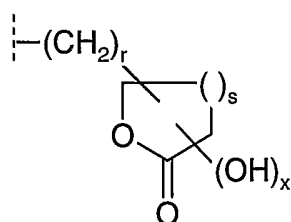
R^4 is chloro;

or a pharmaceutically acceptable salt or in-vivo hydrolysable ester thereof.

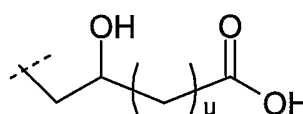
15 Another preferred class of compound is of the formula (1) wherein:

n is 1 or 2;

R^1 is independently selected from hydrogen, halo, nitro, hydroxy, C_{1-4} alkyl and R^1 is of the formula A or A':



(A')



(A'')

20

wherein x is 0 or 1, r is 0, 1, 2 or 3, s is 1 or 2 and u is 1 or 2; provided that the hydroxy group is not a substituent on the ring carbon adjacent to the ring oxygen;

B is phenyl;

R^{14} is selected from is selected from C_{1-4} alkyl, cyano(C_{1-4})alkyl, $-COR^3$,

25 $(R^2)(R^3)NCO-$, and $(R^2)(R^3)NSO_2-$;

-22-

R^2 and R^3 are independently selected from C_{1-4} alkyl, C_{1-4} alkyl (substituted by R^8), $-OR^8$ and R^8 ;

R^8 is independently selected from hydrogen, heterocyclyl (optionally substituted on carbon or nitrogen by 1 or 2 groups selected from nitro, halo, hydroxy, cyano and C_{1-4} alkyl),
 5 (heterocyclyl)(C_{1-4})alkyl (optionally substituted on carbon or nitrogen by 1 or 2 groups selected from nitro, halo, hydroxy, cyano and C_{1-4} alkyl), aryl (optionally substituted by 1 or 2 groups selected from nitro, halo, cyano, hydroxy and C_{1-4} alkyl), C_{1-4} alkyl, C_{2-4} alkenyl, cyclo(C_{3-8})alkyl, C_{1-4} alkoxy, cyano(C_{1-4})alkyl, amino(C_{1-4})alkyl (optionally substituted on nitrogen by 1 or 2 groups selected from hydrogen, C_{1-4} alkyl, hydroxy, hydroxy(C_{1-4})alkyl,
 10 dihydroxy(C_{1-4})alkyl, aryl and aryl(C_{1-4})alkyl), C_{1-4} alkylS(O)_c(C_{1-4})alkyl (wherein c is 0, 1 or 2), $-(CH_2)_uCH(CO_2R^9)N(R^9R^{10})$ (wherein u is 0, 1 or 2), $-CH_2OR^9$, $(R^9)(R^{10})N-$, $-COOR^9$ and $-CH_2COOR^9$, $-CH_2CONR^9R^{10}$, $-CH_2CH_2CH(NR^9R^{10})CO_2R^9$;

R^9 and R^{10} are independently selected from hydrogen, C_{1-4} alkyl (optionally substituted by 1 or 2 hydroxy groups), C_{5-7} cycloalkyl (optionally substituted by 1 or 2 hydroxy groups),
 15 C_{2-4} alkenyl, cyano(C_{1-4})alkyl, and phenyl (optionally substituted by 1 or 2 groups selected from nitro, halo, hydroxy and cyano);

m is 1;

R^4 is chloro;

or a pharmaceutically acceptable salt or in-vivo hydrolysable ester thereof.

20

In another aspect of the invention, preferred compounds of the invention are any one of:

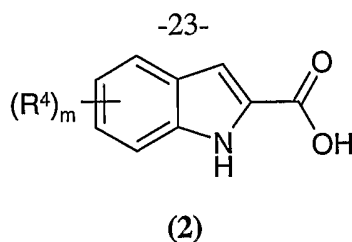
methyl (S)-5-{1-[(5-chloro-1*H*-indol-2-ylcarbonyl)amino]-2-phenylethyl}oxazole-4-carboxylate;

25 or a pharmaceutically acceptable salt or an *in vivo* hydrolysable ester thereof.

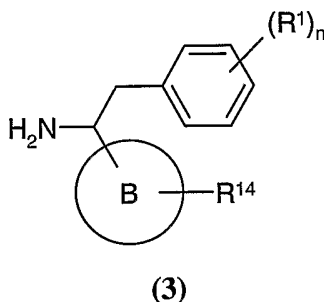
Another aspect of the present invention provides a process for preparing a compound of formula (1) or a pharmaceutically acceptable salt or an *in vivo* hydrolysable ester thereof which process (wherein B, R^1 , R^4 , R^{14} m and n are, unless otherwise specified, as defined in

30 formula (1)) comprises of:

a) reacting an acid of the formula (2):



or an activated derivative thereof; with an amine of formula (3):



5

and thereafter if necessary:

- i) converting a compound of the formula (1) into another compound of the formula (1);
- ii) removing any protecting groups;
- iii) forming a pharmaceutically acceptable salt or *in vivo* hydrolysable ester.

10 Specific reaction conditions for the above reaction are as follows.

Process a) Acids of formula (2) and amines of formula (3) may be coupled together in the presence of a suitable coupling reagent. Standard peptide coupling reagents known in the art can be employed as suitable coupling reagents, or for example carbonyldiimidazole, 1-ethyl-3-(3-dimethylaminopropyl)carbodi-imide hydrochloride and
 15 dicyclohexyl-carbodiimide, optionally in the presence of a catalyst such as 1-hydroxybenzotriazole, dimethylaminopyridine or 4-pyrrolidinopyridine, optionally in the presence of a base for example triethylamine, di-isopropylethylamine, pyridine, or 2,6-dialkylpyridines such as 2,6-lutidine or 2,6-di-*tert*-butylpyridine. Suitable solvents include dimethylacetamide, dichloromethane, benzene, tetrahydrofuran and dimethylformamide. The
 20 coupling reaction may conveniently be performed at a temperature in the range of -40 to 40°C.

Suitable activated acid derivatives include acid halides, for example acid chlorides, and active esters, for example pentafluorophenyl esters. The reaction of these types of compounds with amines is well known in the art, for example they may be reacted in the presence of a base, such as those described above, and in a suitable solvent, such as those
 25 described above. The reaction may conveniently be performed at a temperature in the range of -40 to 40°C.

-24-

The acids of formula (2) are commercially available or they are known compounds or they are prepared by processes known in the art.

Processes for the preparation of compounds of formula (3) often involve heterocyclic ring formation. Compounds of formula (3) may therefore be prepared by processes known in the art and in particular with reference to Alan R. Katritzky, *Comprehensive Heterocyclic Chemistry*, Pergamon Press. Processes for the preparation of compounds of formula (3) may also be found in *Tett. Letts.*, Vol23, no2, p 235.

It will be appreciated that certain of the various ring substituents in the compounds of the present invention may be introduced by standard aromatic substitution reactions or generated by conventional functional group modifications either prior to or immediately following the processes mentioned above, and as such are included in the process aspect of the invention. Such reactions and modifications include, for example, introduction of a substituent by means of an aromatic substitution reaction, reduction of substituents, alkylation of substituents and oxidation of substituents. The reagents and reaction conditions for such procedures are well known in the chemical art. Particular examples of aromatic substitution reactions include the introduction of a nitro group using concentrated nitric acid, the introduction of an acyl group using, for example, an acyl halide and Lewis acid (such as aluminium trichloride) under Friedel Crafts conditions; the introduction of an alkyl group using an alkyl halide and Lewis acid (such as aluminium trichloride) under Friedel Crafts conditions; and the introduction of a halogen group. Particular examples of modifications include the reduction of a nitro group to an amino group by for example, catalytic hydrogenation with a nickel catalyst or treatment with iron in the presence of hydrochloric acid with heating; oxidation of alkylthio to alkylsulphinyl or alkylsulphonyl.

It will also be appreciated that in some of the reactions mentioned herein it may be necessary/desirable to protect any sensitive groups in the compounds. The instances where protection is necessary or desirable and suitable methods for protection are known to those skilled in the art. Conventional protecting groups may be used in accordance with standard practice (for illustration see T.W. Green, *Protective Groups in Organic Synthesis*, John Wiley and Sons, 1991). Thus, if reactants include groups such as amino, carboxy or hydroxy it may be desirable to protect the group in some of the reactions mentioned herein.

A suitable protecting group for an amino or alkylamino group is, for example, an acyl group, for example an alkanoyl group such as acetyl, an alkoxycarbonyl group, for example a

-25-

methoxycarbonyl, ethoxycarbonyl or *t*-butoxycarbonyl group, an arylmethoxycarbonyl group, for example benzyloxycarbonyl, or an aroyl group, for example benzoyl. The deprotection conditions for the above protecting groups necessarily vary with the choice of protecting group. Thus, for example, an acyl group such as an alkanoyl or alkoxycarbonyl group or an aroyl group may be removed for example, by hydrolysis with a suitable base such as an alkali metal hydroxide, for example lithium or sodium hydroxide. Alternatively an acyl group such as a *t*-butoxycarbonyl group may be removed, for example, by treatment with a suitable acid as hydrochloric, sulphuric or phosphoric acid or trifluoroacetic acid and an arylmethoxycarbonyl group such as a benzyloxycarbonyl group may be removed, for example, by hydrogenation over a catalyst such as palladium-on-carbon, or by treatment with a Lewis acid for example boron tris(trifluoroacetate). A suitable alternative protecting group for a primary amino group is, for example, a phthaloyl group which may be removed by treatment with an alkylamine, for example dimethylaminopropylamine, or with hydrazine.

A suitable protecting group for a hydroxy group is, for example, an acyl group, for example an alkanoyl group such as acetyl, an aroyl group, for example benzoyl, or an arylmethyl group, for example benzyl. The deprotection conditions for the above protecting groups will necessarily vary with the choice of protecting group. Thus, for example, an acyl group such as an alkanoyl or an aroyl group may be removed, for example, by hydrolysis with a suitable base such as an alkali metal hydroxide, for example lithium or sodium hydroxide. Alternatively an arylmethyl group such as a benzyl group may be removed, for example, by hydrogenation over a catalyst such as palladium-on-carbon.

A suitable protecting group for a carboxy group is, for example, an esterifying group, for example a methyl or an ethyl group which may be removed, for example, by hydrolysis with a base such as sodium hydroxide, or for example a *t*-butyl group which may be removed, for example, by treatment with an acid, for example an organic acid such as trifluoroacetic acid, or for example a benzyl group which may be removed, for example, by hydrogenation over a catalyst such as palladium-on-carbon.

The protecting groups may be removed at any convenient stage in the synthesis using conventional techniques well known in the chemical art.

Certain intermediates in the preparation of a compound of the formula (1) are novel and form another aspect of the invention.

As stated hereinbefore the compounds defined in the present invention possesses glycogen phosphorylase inhibitory activity. This property may be assessed, for example, using

the procedure set out below.

Assay

The activity of the compounds is determined by measuring the inhibitory effect of the
 5 compounds in the direction of glycogen synthesis, the conversion of glucose-1-phosphate into
 glycogen with the release of inorganic phosphate, as described in EP 0 846 464 A2. The
 reactions were in 96well microplate format in a volume of 100 μ l. The change in optical
 density due to inorganic phosphate formation was measured at 620nm in a Labsystems iEMS
 Reader MF by the general method of (Nordlie R.C and Arion W.J, Methods of Enzymology,
 10 1966, 619-625). The reaction is in 50mM HEPES (N-(2-Hydroxyethyl)piperazine-N'-(2-
 ethanesulfonic acid);4-(2-Hydroxyethyl)piperazine-1-ethanesulfonic acid), 2.5mM MgCl₂,
 2.25mM ethylene glycol-bis(b-aminoethyl ether) *N,N,N',N'*-tetraacetic acid, 100mM KCl,
 2mM D-(+)-glucose pH7.2, containing 0.5mM dithiothreitol, the assay buffer solution, with
 0.1mg type III glycogen, 0.15 μ g glycogen phosphorylase *a* (GP_a) from rabbit muscle and
 15 0.5mM glucose-1-phosphate. GP_a is pre-incubated in the assay buffer solution with the type
 III glycogen at 2.5 mg ml⁻¹ for 30 minutes. 40 μ l of the enzyme solution is added to 25 μ l assay
 buffer solution and the reaction started with the addition of 25 μ l 2mM glucose-1-phosphate.
 Compounds to be tested are prepared in 10 μ l 10% DMSO in assay buffer solution, with final
 concentration of 1% DMSO in the assay. The non-inhibited activity of GP_a is measured in the
 20 presence of 10 μ l 10% DMSO in assay buffer solution and maximum inhibition measured in
 the presence of 30 μ M CP320626 (Hoover et al (1998) J Med Chem 41, 2934-8; Martin et al
 (1998) PNAS 95, 1776-81). The reaction is stopped after 30min with the addition of 50 μ l
 acidic ammonium molybdate solution, 12 μ g ml⁻¹ in 3.48% H₂SO₄ with 1% sodium lauryl
 sulphate and 10 μ g ml⁻¹ ascorbic acid. After 30 minutes at room temperature the absorbency at
 25 620nm is measured.

The assay is performed at a test concentration of inhibitor of 10 μ M or 100 μ M.
 Compounds demonstrating significant inhibition at one or both of these concentrations may be
 further evaluated using a range of test concentrations of inhibitor to determine an IC₅₀, a
 concentration predicted to inhibit the enzyme reaction by 50%.

30 Activity is calculated as follows:-

% inhibition = (1 - (compound OD₆₂₀ - fully inhibited OD₆₂₀)/ (non-inhibited rate OD₆₂₀ -
 fully inhibited OD₆₂₀)) * 100.

-27-

OD620 = optical density at 620nm.

Typical IC₅₀ values for compounds of the invention when tested in the above assay are in the range 100µM to 1nM.

The activity of the compounds is alternatively determined by measuring the inhibitory effect of the compounds on glycogen degradation, the production of glucose-1-phosphate from glycogen is monitored by the multienzyme coupled assay, as described in EP 0 846 464 A2, general method of Pesce et al (Pesce, M A, Bodourian, S H, Harris, R C, and Nicholson, J F (1977) Clinical Chemistry 23, 1171 - 1717). The reactions were in 384well microplate format in a volume of 50µl. The change in fluorescence due to the conversion of the co-factor NAD to NADH is measured at 340nm excitation, 465nm emission in a Tecan Ultra Multifunctional Microplate Reader. The reaction is in 50mM HEPES, 3.5mM KH₂PO₄, 2.5mM MgCl₂, 2.5mM ethylene glycol-bis(b-aminoethyl ether) *N,N,N',N'*-tetraacetic acid, 100mM KCl, 8mM D-(+)-glucose pH7.2, containing 0.5mM dithiothreitol, the assay buffer solution. Human recombinant liver glycogen phosphorylase *a* (hrl GPa) 20nM is pre-incubated in assay buffer solution with 6.25mM NAD, 1.25mg type III glycogen at 1.25 mg ml⁻¹ the reagent buffer, for 30 minutes. The coupling enzymes, phosphoglucomutase and glucose-6-phosphate dehydrogenase (Sigma) are prepared in reagent buffer, final concentration 0.25Units per well. 20µl of the hrl GPa solution is added to 10µl compound solution and the reaction started with the addition of 20ul coupling enzyme solution. Compounds to be tested are prepared in 10µl 5% DMSO in assay buffer solution, with final concentration of 1% DMSO in the assay. The non-inhibited activity of GPa is measured in the presence of 10µl 5% DMSO in assay buffer solution and maximum inhibition measured in the presence of 5mgs ml⁻¹ N-ethylmaleimide. After 6 hours at 30°C Relative Fluoresence Units (RFUs) are measured at 340nm excitation, 465nm emission .

The assay is performed at a test concentration of inhibitor of 10µM or 100µM. Compounds demonstrating significant inhibition at one or both of these concentrations may be further evaluated using a range of test concentrations of inhibitor to determine an IC₅₀, a concentration predicted to inhibit the enzyme reaction by 50%.

Activity is calculated as follows:-

% inhibition = (1 - (compound RFUs - fully inhibited RFUs)/ (non-inhibited rate RFUs - fully inhibited RFUs)) * 100.

-28-

Typical IC₅₀ values for compounds of the invention when tested in the above assay are in the range 100µM to 1nM. For example, Example 1 gave an IC₅₀ value of 2.4µM.

The inhibitory activity of compounds was further tested in rat primary hepatocytes.

Rat hepatocytes were isolated by the collagenase perfusion technique, general method of Seglen (P.O. Seglen, Methods Cell Biology (1976) 13 29-83). Cells were cultured on Nunclon six well culture plates in DMEM with high level of glucose containing 10% foetal calf serum, NEAA, Glutamine, penicillin /streptomycin ((100units/100ug)/ml) for 4 to 6 hours. The hepatocytes were then cultured in the DMEM solution without foetal calf serum and with 10nM insulin and 10nM dexamethasone. Experiments were initiated after 18-20 hours culture by washing the cells and adding Krebs-Henseleit bicarbonate buffer containing 2.5mM CaCl₂ and 1% gelatin. The test compound was added and 5 minutes later the cells were challenged with 25nM glucagon. The Krebs-Henseleit solution was removed after 60 min incubation at 37°C , 95%O₂/5%CO₂ and the glucose concentration of the Krebs-Henseleit solution measured.

According to a further aspect of the invention there is provided a pharmaceutical composition which comprises a compound of the formula (1), or a pharmaceutically acceptable salt or *in vivo* hydrolysable ester thereof, as defined hereinbefore in association with a pharmaceutically-acceptable diluent or carrier.

The compositions of the invention may be in a form suitable for oral use (for example as tablets, lozenges, hard or soft capsules, aqueous or oily suspensions, emulsions, dispersible powders or granules, syrups or elixirs), for topical use (for example as creams, ointments, gels, or aqueous or oily solutions or suspensions), for administration by inhalation (for example as a finely divided powder or a liquid aerosol), for administration by insufflation (for example as a finely divided powder) or for parenteral administration (for example as a sterile aqueous or oily solution for intravenous, subcutaneous, intramuscular or intramuscular dosing or as a suppository for rectal dosing).

The compositions of the invention may be obtained by conventional procedures using conventional pharmaceutical excipients, well known in the art. Thus, compositions intended for oral use may contain, for example, one or more colouring, sweetening, flavouring and/or preservative agents.

Suitable pharmaceutically acceptable excipients for a tablet formulation include, for example, inert diluents such as lactose, sodium carbonate, calcium phosphate or calcium

-29-

carbonate, granulating and disintegrating agents such as corn starch or algenic acid; binding agents such as starch; lubricating agents such as magnesium stearate, stearic acid or talc; preservative agents such as ethyl or propyl p-hydroxybenzoate, and anti-oxidants, such as ascorbic acid. Tablet formulations may be uncoated or coated either to modify their

5 disintegration and the subsequent absorption of the active ingredient within the gastrointestinal tract, or to improve their stability and/or appearance, in either case, using conventional coating agents and procedures well known in the art.

Compositions for oral use may be in the form of hard gelatin capsules in which the active ingredient is mixed with an inert solid diluent, for example, calcium carbonate, calcium
10 phosphate or kaolin, or as soft gelatin capsules in which the active ingredient is mixed with water or an oil such as peanut oil, liquid paraffin, or olive oil.

Aqueous suspensions generally contain the active ingredient in finely powdered form together with one or more suspending agents, such as sodium carboxymethylcellulose, methylcellulose, hydroxypropylmethylcellulose, sodium alginate, polyvinyl-pyrrolidone, gum
15 tragacanth and gum acacia; dispersing or wetting agents such as lecithin or condensation products of an alkylene oxide with fatty acids (for example polyoxethylene stearate), or condensation products of ethylene oxide with long chain aliphatic alcohols, for example heptadecaethyleneoxycetanol, or condensation products of ethylene oxide with partial esters derived from fatty acids and a hexitol such as polyoxyethylene sorbitol monooleate, or
20 condensation products of ethylene oxide with long chain aliphatic alcohols, for example heptadecaethyleneoxycetanol, or condensation products of ethylene oxide with partial esters derived from fatty acids and a hexitol such as polyoxyethylene sorbitol monooleate, or condensation products of ethylene oxide with partial esters derived from fatty acids and hexitol anhydrides, for example polyethylene sorbitan monooleate. The aqueous suspensions
25 may also contain one or more preservatives (such as ethyl or propyl p-hydroxybenzoate, anti-oxidants (such as ascorbic acid), colouring agents, flavouring agents, and/or sweetening agents (such as sucrose, saccharine or aspartame).

Oily suspensions may be formulated by suspending the active ingredient in a vegetable oil (such as arachis oil, olive oil, sesame oil or coconut oil) or in a mineral oil (such as liquid
30 paraffin). The oily suspensions may also contain a thickening agent such as beeswax, hard paraffin or cetyl alcohol. Sweetening agents such as those set out above, and flavouring agents may be added to provide a palatable oral preparation. These compositions may be preserved by the addition of an anti-oxidant such as ascorbic acid.

-30-

Dispersible powders and granules suitable for preparation of an aqueous suspension by the addition of water generally contain the active ingredient together with a dispersing or wetting agent, suspending agent and one or more preservatives. Suitable dispersing or wetting agents and suspending agents are exemplified by those already mentioned above. Additional
5 excipients such as sweetening, flavouring and colouring agents, may also be present.

The pharmaceutical compositions of the invention may also be in the form of oil-in-water emulsions. The oily phase may be a vegetable oil, such as olive oil or arachis oil, or a mineral oil, such as for example liquid paraffin or a mixture of any of these. Suitable emulsifying agents may be, for example, naturally-occurring gums such as gum acacia or gum
10 tragacanth, naturally-occurring phosphatides such as soya bean, lecithin, an esters or partial esters derived from fatty acids and hexitol anhydrides (for example sorbitan monooleate) and condensation products of the said partial esters with ethylene oxide such as polyoxyethylene sorbitan monooleate. The emulsions may also contain sweetening, flavouring and preservative agents.

15 Syrups and elixirs may be formulated with sweetening agents such as glycerol, propylene glycol, sorbitol, aspartame or sucrose, and may also contain a demulcent, preservative, flavouring and/or colouring agent.

The pharmaceutical compositions may also be in the form of a sterile injectable aqueous or oily suspension, which may be formulated according to known procedures using
20 one or more of the appropriate dispersing or wetting agents and suspending agents, which have been mentioned above. A sterile injectable preparation may also be a sterile injectable solution or suspension in a non-toxic parenterally-acceptable diluent or solvent, for example a solution in 1,3-butanediol.

Compositions for administration by inhalation may be in the form of a conventional
25 pressurised aerosol arranged to dispense the active ingredient either as an aerosol containing finely divided solid or liquid droplets. Conventional aerosol propellants such as volatile fluorinated hydrocarbons or hydrocarbons may be used and the aerosol device is conveniently arranged to dispense a metered quantity of active ingredient.

For further information on formulation the reader is referred to Chapter 25.2 in
30 Volume 5 of Comprehensive Medicinal Chemistry (Corwin Hansch; Chairman of Editorial Board), Pergamon Press 1990.

The amount of active ingredient that is combined with one or more excipients to produce a single dosage form will necessarily vary depending upon the host treated and the

-31-

particular route of administration. For example, a formulation intended for oral administration to humans will generally contain, for example, from 0.5 mg to 2 g of active agent compounded with an appropriate and convenient amount of excipients which may vary from about 5 to about 98 percent by weight of the total composition. Dosage unit forms will generally contain about 1 mg to about 500 mg of an active ingredient. For further information on Routes of Administration and Dosage Regimes the reader is referred to Chapter 25.3 in Volume 5 of Comprehensive Medicinal Chemistry (Corwin Hansch; Chairman of Editorial Board), Pergamon Press 1990.

The compound of formula (1) will normally be administered to a warm-blooded animal at a unit dose within the range 5-5000 mg per square meter body area of the animal, i.e. approximately 0.1-100 mg/kg, and this normally provides a therapeutically-effective dose. A unit dose form such as a tablet or capsule will usually contain, for example 1-250 mg of active ingredient. Preferably a daily dose in the range of 1-50 mg/kg is employed. However the daily dose will necessarily be varied depending upon the host treated, the particular route of administration, and the severity of the illness being treated. Accordingly the optimum dosage may be determined by the practitioner who is treating any particular patient.

The inhibition of glycogen phosphorylase activity described herein may be applied as a sole therapy or may involve, in addition to the subject of the present invention, one or more other substances and/or treatments. Such conjoint treatment may be achieved by way of the simultaneous, sequential or separate administration of the individual components of the treatment. Simultaneous treatment may be in a single tablet or in separate tablets. For example in the treatment of diabetes mellitus chemotherapy may include the following main categories of treatment:

- 1) Insulin and insulin analogues;
- 25 2) Insulin secretagogues including sulphonylureas (for example glibenclamide, glipizide) and prandial glucose regulators (for example repaglinide, nateglinide);
- 3) Insulin sensitising agents including PPAR γ agonists (for example pioglitazone and rosiglitazone);
- 4) Agents that suppress hepatic glucose output (for example metformin).
- 30 5) Agents designed to reduce the absorption of glucose from the intestine (for example acarbose);
- 6) Agents designed to treat the complications of prolonged hyperglycaemia;
- 7) Anti-obesity agents (for example sibutramine and orlistat);

-32-

8) Anti-dyslipidaemia agents such as, HMG-CoA reductase inhibitors (statins, eg pravastatin); PPAR α agonists (fibrates, eg gemfibrozil); bile acid sequestrants (cholestyramine); cholesterol absorption inhibitors (plant stanols, synthetic inhibitors); bile acid absorption inhibitors (IBATi) and nicotinic acid and analogues (niacin and slow release formulations);

9) Antihypertensive agents such as, β blockers (eg atenolol, inderal); ACE inhibitors (eg lisinopril); Calcium antagonists (eg. nifedipine); Angiotensin receptor antagonists (eg candesartan), α antagonists and diuretic agents (eg. furosemide, benzthiazide);

10) Haemostasis modulators such as, antithrombotics, activators of fibrinolysis and antiplatelet agents; thrombin antagonists; factor Xa inhibitors; factor VIIa inhibitors; antiplatelet agents (eg. aspirin, clopidogrel); anticoagulants (heparin and Low molecular weight analogues, hirudin) and warfarin; and

11) Anti-inflammatory agents, such as non-steroidal anti-inflammatory drugs (eg. aspirin) and steroidal anti-inflammatory agents (eg. cortisone).

According to a further aspect of the present invention there is provided a compound of the formula (1), or a pharmaceutically acceptable salt or *in vivo* hydrolysable ester thereof, as defined hereinbefore, for use in a method of treatment of a warm-blooded animal such as man by therapy.

According to an additional aspect of the invention there is provided a compound of the formula (1), or a pharmaceutically acceptable salt or *in vivo* hydrolysable ester thereof, as defined hereinbefore, for use as a medicament.

According to an additional aspect of the invention there is provided a compound of the formula (1), or a pharmaceutically acceptable salt or *in vivo* hydrolysable ester thereof, as defined hereinbefore, for use as a medicament in the treatment of type 2 diabetes, insulin resistance, syndrome X, hyperinsulinaemia, hyperglucagonaemia, cardiac ischaemia or obesity in a warm-blooded animal such as man.

According to this another aspect of the invention there is provided the use of a compound of the formula (1), or a pharmaceutically acceptable salt or *in vivo* hydrolysable ester thereof, as defined hereinbefore in the manufacture of a medicament for use in the treatment of type 2 diabetes, insulin resistance, syndrome X, hyperinsulinaemia, hyperglucagonaemia, cardiac ischaemia or obesity in a warm-blooded animal such as man.

-33-

According to this another aspect of the invention there is provided the use of a compound of the formula (1), or a pharmaceutically acceptable salt or *in vivo* hydrolysable ester thereof, as defined hereinbefore in the manufacture of a medicament for use in the treatment of type 2 diabetes in a warm-blooded animal such as man.

5 According to a further feature of this aspect of the invention there is provided a method of producing a glycogen phosphorylase inhibitory effect in a warm-blooded animal, such as man, in need of such treatment which comprises administering to said animal an effective amount of a compound of formula (1).

10 According to this further feature of this aspect of the invention there is provided a method of treating type 2 diabetes, insulin resistance, syndrome X, hyperinsulinaemia, hyperglucagonaemia, cardiac ischaemia or obesity in a warm-blooded animal, such as man, in need of such treatment which comprises administering to said animal an effective amount of a compound of formula (1).

15 According to this further feature of this aspect of the invention there is provided a method of treating type 2 diabetes in a warm-blooded animal, such as man, in need of such treatment which comprises administering to said animal an effective amount of a compound of formula (1).

As stated above the size of the dose required for the therapeutic or prophylactic treatment of a particular cell-proliferation disease will necessarily be varied depending on the 20 host treated, the route of administration and the severity of the illness being treated. A unit dose in the range, for example, 1-100 mg/kg, preferably 1-50 mg/kg is envisaged.

In addition to their use in therapeutic medicine, the compounds of formula (1) and their pharmaceutically acceptable salts are also useful as pharmacological tools in the development and standardisation of *in vitro* and *in vivo* test systems for the evaluation of the 25 effects of inhibitors of cell cycle activity in laboratory animals such as cats, dogs, rabbits, monkeys, rats and mice, as part of the search for new therapeutic agents.

In the above other pharmaceutical composition, process, method, use and medicament manufacture features, the alternative and preferred embodiments of the compounds of the invention described herein also apply.

30

Examples

The invention will now be illustrated by the following non-limiting examples in which, unless stated otherwise:

-34-

(i) temperatures are given in degrees Celsius ($^{\circ}\text{C}$); operations were carried out at room or ambient temperature, that is, at a temperature in the range of 18-25 $^{\circ}\text{C}$ and under an atmosphere of an inert gas such as argon;

(ii) organic solutions were dried over anhydrous magnesium sulphate; evaporation of solvent
5 was carried out using a rotary evaporator under reduced pressure (600-4000 Pascals; 4.5-30 mmHg) with a bath temperature of up to 60 $^{\circ}\text{C}$;

(iii) in general, the course of reactions was followed by TLC and reaction times are given for illustration only;

(iv) yields are given for illustration only and are not necessarily those which can be obtained
10 by diligent process development; preparations were repeated if more material was required;

(v) where given, NMR data is in the form of delta values for major diagnostic protons, given in parts per million (ppm) relative to tetramethylsilane (TMS) as an internal standard, determined at 300 MHz using perdeuterio dimethyl sulphoxide ($\text{DMSO}-d_6$) as solvent unless otherwise indicated, other solvents (where indicated in the text) include deuterated chloroform

15 CDCl_3 ;

(vi) chemical symbols have their usual meanings; SI units and symbols are used;

(vii) solvent ratios are given in volume : volume (v/v) terms;

(viii) The following abbreviations are used:

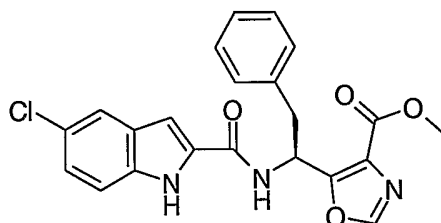
	EtOAc	ethyl acetate;
20	DCM	dichloromethane;
	HOBt	1-hydroxybenzotriazole;
	DIPEA	di-isopropylethylamine;
	EDAC	1-ethyl-3-(3-dimethylaminopropyl)carbodi-imide hydrochloride;

25

30

Example 1

Methyl (S)-5-{1-[(5-chloro-1*H*-indol-2-ylcarbonyl)amino]-2-phenylethyl}oxazole-4-carboxylate



5

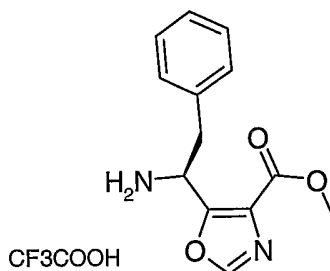
2-Carboxy-5-chloro-indole (146mg, 0.75mmol) was dissolved in DCM (5ml) containing HOBT (126mg, 0.93mmol), DIPEA (290mg, 2.25mmol) and methyl (S)-5-(1-amino-2-phenylethyl)oxazole-4-carboxylate trifluoroacetate (**Method 1**; 360mg, 0.75mmol). EDAC (178mg, 0.93mmol) was added and the mixture stirred at ambient temperature for 4 hours. The reaction mixture was diluted with ethyl acetate (30ml), washed with dilute citric acid, water and brine, dried over magnesium sulphate and concentrated. The crude material was purified by trituration with diethyl ether to give the title compound as a white solid. (227mg, 65%)

NMR 3.1-3.2(1H,m); 3.25-3.3(1H,m); 3.8(3H,s); 5.9-6.0(1H,m); 7.1-7.3(7H,m); 7.4(1H,d); 7.75(1H,d); 8.46(1H,s); 9.1(1H,d); 11.68(1H,bs)

15

Method 1

Methyl (S)-5-(1-amino-2-phenylethyl)oxazole-4-carboxylate trifluoroacetate



Methyl (S)-5-[1-(*tert*-butoxycarbonylamino)2-phenylethyl]oxazole-4-carboxylate, (Tett. Lett., 1982, 23, 235; 417mg) was dissolved in trifluoroacetic acid (3ml) and stood at ambient temperature for 1 hour and concentrated to give an oil. Trituration with diethyl ether gave the title compound as a white solid. (281mg).

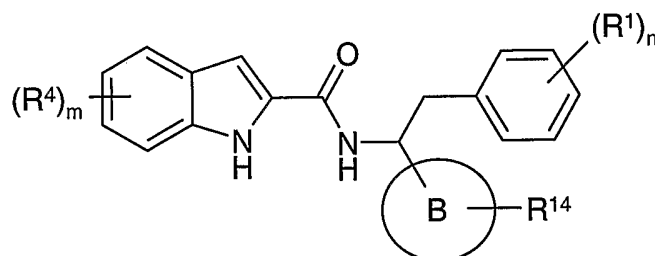
20

-36-

NMR 3.1-3.25(1H,m); 3.3-3.4(1H,m); 3.7(3H,s); 5.2-5.3(1H,m); 7.05(2H,d); 7.2-7.3(3H,m);
8.7(1H,s); 8.75-8.85(3H,bs)

Claims

1. A compound of formula (1):



(1)

wherein:

n is 0, 1 or 2;

m is 0, 1 or 2;

R^1 is independently selected from hydrogen, halo, nitro, cyano, hydroxy, amino, carboxy,

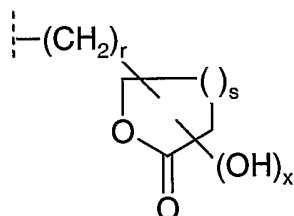
10 carbamoyl, *N*- C_{1-4} alkylcarbamoyl, *N,N*-(C_{1-4} alkyl) $_2$ carbamoyl, sulphamoyl,

N- C_{1-4} alkylsulphamoyl, *N,N*-(C_{1-4} alkyl) $_2$ sulphamoyl, C_{1-4} alkyl, C_{2-4} alkenyl,

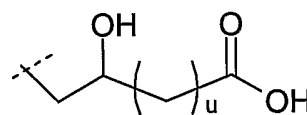
C_{2-4} alkynyl, C_{1-4} alkoxy, C_{1-4} alkanoyl, C_{1-4} alkanoyloxy, *N*-(C_{1-4} alkyl)amino,

N,N-(C_{1-4} alkyl) $_2$ amino, hydroxy C_{1-4} alkyl, fluoromethyl, difluoromethyl, trifluoromethyl,

trifluoromethoxy and groups of the formula A or A':



(A)



(A')

wherein x is 0 or 1, r is 0, 1, 2 or 3, s is 1 or 2 and u is 1 or 2; provided that the hydroxy group is not a substituent on the ring carbon adjacent to the ring oxygen;

R^4 is independently selected from hydrogen, halo, nitro, cyano, hydroxy, fluoromethyl,

20 difluoromethyl, trifluoromethyl, trifluoromethoxy, carboxy, carbamoyl, C_{1-4} alkyl, C_{2-4} alkenyl,

C_{2-4} alkynyl, C_{1-4} alkoxy and C_{1-4} alkanoyl;

B is phenyl or heterocyclyl;

R^{14} is selected from hydrogen, halo, C_{1-4} alkyl (optionally substituted by 1 or 2 hydroxy

groups), C_{5-7} cycloalkyl (optionally substituted with 1 or 2 hydroxy groups), C_{1-4} alkoxy, cyano,

25 cyano(C_{1-4})alkyl, $-COR^3$, $(R^2)(R^3)NCO-$, and $(R^2)(R^3)NSO_2-$;

-38-

R^2 and R^3 are independently selected from C_{5-7} cycloalkyl (optionally substituted with 1 or 2 hydroxy groups), cyano(C_{1-4})alkyl, 5- and 6-membered cyclic acetals and mono- and dimethyl derivatives thereof, tetrahydrothiopyranyl, 1-oxotetrahydrothiopyranyl,

1,1-dioxotetrahydrothiopyranyl, fluoromethylcarbonyl, difluoromethylcarbonyl,

5 trifluoromethylcarbonyl, C_{1-4} alkyl (optionally substituted with 1 or 2 R^8 groups), $-OR^8$ and R^8 ;

R^8 is independently selected from hydrogen, 2,2-dimethyl-1,3-dioxolan-4-yl, heterocyclyl (optionally substituted on ring carbon or ring nitrogen by 1 or 2 groups selected from hydrogen, nitro, halo, cyano, hydroxy and C_{1-4} alkyl), (heterocyclyl) C_{1-4} alkyl (wherein the

10 heterocyclyl is optionally substituted on ring carbon or ring nitrogen by 1 or 2 groups selected from hydrogen, nitro, halo, cyano, hydroxy and C_{1-4} alkyl), aryl (optionally substituted by 1 or 2 groups selected from nitro, halo, cyano, hydroxy and C_{1-4} alkyl), C_{1-4} alkyl, C_{2-4} alkenyl, cyclo(C_{3-8})alkyl, C_{1-4} alkoxy, cyano(C_{1-4})alkyl, amino(C_{1-4})alkyl (optionally substituted on nitrogen by 1 or 2 groups selected from hydrogen, C_{1-4} alkyl, hydroxy, hydroxy(C_{1-4})alkyl, 15 dihydroxy(C_{1-4})alkyl, aryl and aryl(C_{1-4})alkyl), C_{1-4} alkylS(O)_c(C_{1-4})alkyl (wherein c is 0, 1 or 2), $-N(OH)CHO$, $-CH_2CH(CO_2R^9)N(R^9R^{10})$, $-CH_2OR^9$, $(R^9)(R^{10})N-$, $-COOR^9$, $-CH_2COOR^9$, $-CH_2CONR^9R^{10}$ and $-(CH_2)_uCH(NR^9R^{10})CO_2R^9$ (wherein u is 1, 2 or 3);

R^9 and R^{10} are independently selected from hydrogen, hydroxy, C_{1-4} alkyl (optionally substituted by 1 or 2 hydroxy groups), C_{5-7} cycloalkyl (optionally substituted by 1 or 2 hydroxy 20 groups), C_{2-4} alkenyl, cyano(C_{1-4})alkyl, tetrahydrothiopyranyl, 1-oxotetrahydrothiopyranyl, 1,1-dioxotetrahydrothiopyranyl, 2,2-dimethyl-1,3-dioxolan-4-yl, aryl (optionally substituted by 1 or 2 substituents selected from hydrogen, nitro, halo, hydroxy and C_{1-4} alkyl) and C_{1-4} alkyl substituted by R^{13} ; or

R^9 and R^{10} together with the nitrogen to which they are attached form a 4- to 6-membered ring 25 where the ring is optionally substituted on carbon by 1 or 2 substituents selected from oxo, hydroxy, carboxy, halo, nitro, nitroso, cyano, isocyano, amino, *N*- C_{1-4} alkylamino, *N,N*-(C_{1-4} alkyl)₂amino, carbonyl, C_{1-4} alkoxy, heterocyclyl, C_{1-4} alkanoyl, C_{1-4} alkylS(O)_f(C_{1-4})alkyl (wherein f is 0, 1 or 2), $-N(OH)CHO$, $(R^{11})(R^{12})NCO-$, $(R^{11})(R^{12})NSO_2-$, $-COCH_2OR^{11}$ and $(R^{11})(R^{12})N-$;

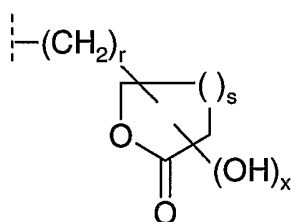
30 R^{13} is selected from hydroxy, C_{1-4} alkoxy, heterocyclyl, C_{1-4} alkanoyl, C_{1-4} alkylS(O)_d (wherein d is 0, 1 or 2), $-N(OH)CHO$, $-C(O)N(R^{11})(R^{12})$, $(R^{11})(R^{12})NSO_2-$, $-COCH_2OR^{11}$ and $(R^{11})(R^{12})N-$;

-39-

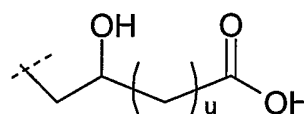
R^{11} and R^{12} are independently selected from hydrogen, C_{1-4} alkyl, C_{1-4} alkoxy, hydroxy C_{1-4} alkyl and C_{1-4} alkylS(O)_e (wherein e is 0, 1 or 2);
or a pharmaceutically acceptable salt or pro-drug thereof.

- 5 2. A compound of the formula (1) as claimed in claim 1, wherein
n is 1 or 2;

R^1 is independently selected from hydrogen, halo, cyano, nitro, hydroxy, fluoromethyl, difluoromethyl, trifluoromethyl and groups of the formula A or A':



(A')



(A'')

wherein x is 0 or 1, r is 0, 1, 2 or 3, s is 1 or 2 and u is 1 or 2; provided that the hydroxy group is not a substituent on the ring carbon adjacent to the ring oxygen;

B is heterocyclyl;

- R^{14} is selected from is selected from hydrogen, C_{1-4} alkyl (optionally substituted by 1 or
15 2 hydroxy groups), C_{5-7} cycloalkyl (optionally substituted with 1 or 2 hydroxy groups),
cyano(C_{1-4})alkyl, $-COR^3$, $(R^2)(R^3)NCO-$, and $(R^2)(R^3)NSO_2-$;

- R^2 and R^3 are independently selected from C_{1-4} alkyl (substituted by 1 or 2 hydroxy
groups), C_{5-7} cycloalkyl (optionally substituted with 1 or 2 hydroxy groups), cyano(C_{1-4})alkyl,
fluoromethylcarbonyl, difluoromethylcarbonyl, trifluoromethylcarbonyl, C_{1-4} alkyl (substituted
20 by R^8), $-OR^8$ and R^8 ;

- R^8 is independently selected from hydrogen, furyl (optionally substituted on carbon by
1 or 2 nitro groups), thienyl (optionally substituted on carbon by 1 or 2 nitro groups),
morpholino, furyl(C_{1-4})alkyl (wherein furyl is optionally substituted on carbon by 1 or 2 nitro
groups), thienyl(C_{1-4})alkyl (wherein thienyl is optionally substituted on carbon by 1 or 2 nitro
25 groups), 1,2,4-oxadiazolyl, tetrazolyl, imidazolyl, pyrrolidinyl, piperidyl, tetrahydrofuryl,
tetrahydropyranyl, tetrahydrothiopyranyl, tetrahydrothienyl, morpholino, pyridyl, phenyl
(optionally substituted by 1 or 2 groups selected from nitro, halo, cyano, hydroxy and C_{1-4}
alkyl), pyrazinyl, piperazinyl, 4-methylpiperazino, C_{1-4} alkyl, C_{2-4} alkenyl, cyclo(C_{3-8})alkyl, C_{1-4}
alkoxy, cyano(C_{1-4})alkyl, amino(C_{1-4})alkyl (optionally substituted on nitrogen by 1 or 2

-40-

groups selected from hydrogen, C₁₋₄alkyl, hydroxy, hydroxy(C₁₋₄)alkyl, dihydroxy(C₁₋₄)alkyl, aryl and aryl(C₁₋₄)alkyl, C₁₋₄alkylS(O)_c(C₁₋₄)alkyl (wherein c is 0, 1 or 2), -CH₂CH(CO₂R⁹)N(R⁹R¹⁰), -CH₂OR⁹, (R⁹)(R¹⁰)N-, -COOR⁹, -CH₂COOR⁹, -CH₂CONR⁹R¹⁰, and -CH₂CH₂CH(NR⁹R¹⁰)CO₂R⁹;

- 5 R⁹ and R¹⁰ are independently selected from hydrogen, C₁₋₄alkyl (optionally substituted by 1 or 2 hydroxy groups), C₅₋₇cycloalkyl (optionally substituted by 1 or 2 hydroxy groups), C₂₋₄alkenyl, cyano(C₁₋₄)alkyl, phenyl (optionally substituted by 1 or 2 groups selected from nitro, halo, hydroxy and cyano) and C₁₋₄alkyl substituted by R¹³; or

- 10 R⁹ and R¹⁰ can together with the nitrogen to which they are attached form 4- to 6-membered ring where the ring is optionally substituted on carbon by 1 or 2 substituents selected from oxo, hydroxy, carboxy, halo, nitro, nitroso, cyano, isocyano, amino, *N*-C₁₋₄alkylamino, *N,N*-(C₁₋₄)₂alkylamino, carbonyl, C₁₋₄alkoxy, heterocyclyl, C₁₋₄alkanoyl, and C₁₋₄alkylS(O)_f(C₁₋₄)alkyl (wherein f is 0, 1 or 2);

- 15 R¹³ is selected from C₁₋₄alkoxy, furyl (optionally substituted on carbon by 1 or 2 nitro groups), thienyl (optionally substituted on carbon by 1 or 2 nitro groups), morpholino, furyl(C₁₋₄)alkyl (wherein furyl is optionally substituted on carbon by 1 or 2 nitro groups), thienyl(C₁₋₄)alkyl (wherein thienyl is optionally substituted on carbon by 1 or 2 nitro groups), 1,2,4-oxadiazolyl, tetrazolyl, imidazolyl, pyrrolidinyl, piperidyl, tetrahydrofuryl, tetrahydropyranyl, tetrahydrothiopyranyl, tetrahydrothienyl, phenyl (optionally substituted by 20 1 or 2 groups selected from nitro, halo, cyano, hydroxy and C₁₋₄alkyl), pyrazinyl, piperazinyl, C₁₋₄alkylS(O)_d(C₁₋₄)alkyl (wherein d is 0, 1 or 2);

m is 1 or 2;

R⁴ is hydrogen or halo;

or a pharmaceutically acceptable salt or in-vivo hydrolysable ester thereof.

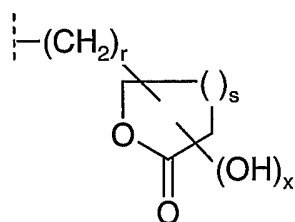
25

3. A compound of the formula (1) as claimed in claim 1, wherein:

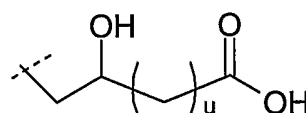
n is 1 or 2;

R¹ is independently selected from hydrogen, halo, nitro, hydroxy, C₁₋₄alkyl and groups of the formula A or A':

-41-



(A')



(A'')

wherein x is 0 or 1, r is 0, 1, 2 or 3, s is 1 or 2 and u is 1 or 2; provided that the hydroxy group is not a substituent on the ring carbon adjacent to the ring oxygen;

5 B is heterocyclyl;

R¹⁴ is selected from hydrogen, halo, cyano, C₁₋₄alkoxy, C₁₋₄alkyl (optionally substituted by 1 or 2 hydroxy groups provided that when there are 2 hydroxy groups they are not substituents on the same carbon) and cyanoC₁₋₄alkyl;

m is 1;

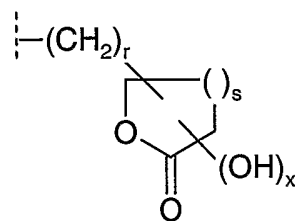
10 R⁴ is chloro;

or a pharmaceutically acceptable salt or in-vivo hydrolysable ester thereof.

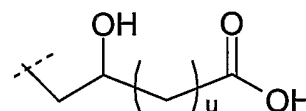
4. A compound of the formula (1) as claimed in claim 1 wherein:

n is 1 or 2;

15 R¹ is independently selected from hydrogen, halo, nitro, hydroxy, C₁₋₄alkyl and R¹ is of the formula A or A':



(A')



(A'')

wherein x is 0 or 1, r is 0, 1, 2 or 3, s is 1 or 2 and u is 1 or 2; provided that the hydroxy group

20 is not a substituent on the ring carbon adjacent to the ring oxygen;

B is phenyl;

R¹⁴ is selected from is selected from C₁₋₄alkyl, cyano(C₁₋₄)alkyl, -COR³, (R²)(R³)NCO-, and (R²)(R³)NSO₂-;

R² and R³ are independently selected from C₁₋₄alkyl, C₁₋₄alkyl (substituted by R⁸), -

25 OR⁸ and R⁸;

-42-

R^8 is independently selected from hydrogen, heterocyclyl (optionally substituted on carbon or nitrogen by 1 or 2 groups selected from nitro, halo, hydroxy, cyano and C_{1-4} alkyl), (heterocyclyl)(C_{1-4})alkyl (optionally substituted on carbon or nitrogen by 1 or 2 groups selected from nitro, halo, hydroxy, cyano and C_{1-4} alkyl), aryl (optionally substituted by 1 or 2 groups selected from nitro, halo, cyano, hydroxy and C_{1-4} alkyl), C_{1-4} alkyl, C_{2-4} alkenyl, cyclo(C_{3-8})alkyl, C_{1-4} alkoxy, cyano(C_{1-4})alkyl, amino(C_{1-4})alkyl (optionally substituted on nitrogen by 1 or 2 groups selected from hydrogen, C_{1-4} alkyl, hydroxy, hydroxy(C_{1-4})alkyl, dihydroxy(C_{1-4})alkyl, aryl and aryl(C_{1-4})alkyl), C_{1-4} alkylS(O)_c(C_{1-4})alkyl (wherein c is 0, 1 or 2), $-(CH_2)_uCH(CO_2R^9)N(R^9R^{10})$ (wherein u is 0, 1 or 2), $-CH_2OR^9$, $(R^9)(R^{10})N-$, $-COOR^9$ and $-CH_2COOR^9$, $-CH_2CONR^9R^{10}$, $-CH_2CH_2CH(NR^9R^{10})CO_2R^9$;

R^9 and R^{10} are independently selected from hydrogen, C_{1-4} alkyl (optionally substituted by 1 or 2 hydroxy groups), C_{5-7} cycloalkyl (optionally substituted by 1 or 2 hydroxy groups), C_{2-4} alkenyl, cyano(C_{1-4})alkyl, and phenyl (optionally substituted by 1 or 2 groups selected from nitro, halo, hydroxy and cyano);

m is 1;

R^4 is chloro;

or a pharmaceutically acceptable salt or in-vivo hydrolysable ester thereof.

5. A compound of the invention which is:

20 methyl (S)-5-{1-[(5-chloro-1*H*-indol-2-ylcarbonyl)amino]-2-phenylethyl}oxazole-4-carboxylate;

or a pharmaceutically acceptable salt or an *in vivo* hydrolysable ester thereof.

6. A pharmaceutical composition which comprises a compound of the formula (1), or a pharmaceutically acceptable salt or in vivo hydrolysable ester thereof, as claimed in any one of claims 1 to 5 in association with a pharmaceutically-acceptable diluent or carrier.

7. A compound of the formula (1), or a pharmaceutically acceptable salt or in-vivo hydrolysable ester thereof, as claimed in any one of claims 1 to 5, for use in a method of treatment of a warm-blooded animal such as man by therapy.

8. A compound of the formula (1), or a pharmaceutically acceptable salt or in-vivo hydrolysable ester thereof, as claimed in any one of claims 1 to 5, for use as a medicament.

-43-

9. A compound of the formula (1), or a pharmaceutically acceptable salt or *in vivo* hydrolysable ester thereof, as claimed in any one of claims 1 to 5, for use as a medicament in the treatment of type 2 diabetes, insulin resistance, syndrome X, hyperinsulinaemia, hyperglucagonaemia, cardiac ischaemia or obesity in a warm-blooded animal such as man.

5

10. The use of a compound of the formula (1), or a pharmaceutically acceptable salt or *in vivo* hydrolysable ester thereof, as claimed in any one of claims 1 to 5, in the manufacture of a medicament for use in the treatment of type 2 diabetes, insulin resistance, syndrome X, hyperinsulinaemia, hyperglucagonaemia, cardiac ischaemia or obesity in a warm-blooded

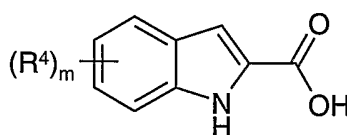
10 animal such as man.

11. The use of a compound of the formula (1), or a pharmaceutically acceptable salt or *in vivo* hydrolysable ester thereof, as claimed in any one of claims 1 to 5, in the manufacture of a medicament for use in the treatment of type 2 diabetes in a warm-blooded animal such as

15 man.

12. A process for the preparation of a compound of formula (1) as claimed in claim 1, which process comprises:

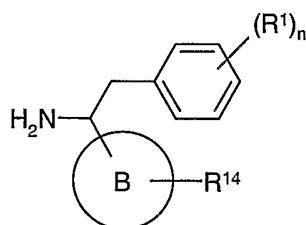
reacting an acid of the formula (2):



20

(2)

or an activated derivative thereof; with an amine of formula (3):



(3)

25 and thereafter if necessary:

- i) converting a compound of the formula (1) into another compound of the formula (1);
- ii) removing any protecting groups;

-44-

iii) forming a pharmaceutically acceptable salt or in-vivo hydrolysable ester.

INTERNATIONAL SEARCH REPORT

International Application No
PCT/GB 03/00924

A. CLASSIFICATION OF SUBJECT MATTER

IPC 7 C07D413/12 C07D209/42 A61K31/40

According to International Patent Classification (IPC) or to both national classification and IPC

B. FIELDS SEARCHED

Minimum documentation searched (classification system followed by classification symbols)

IPC 7 C07D A61K

Documentation searched other than minimum documentation to the extent that such documents are included in the fields searched

Electronic data base consulted during the international search (name of data base and, where practical, search terms used)

CHEM ABS Data, EPO-Internal, WPI Data, BEILSTEIN Data

C. DOCUMENTS CONSIDERED TO BE RELEVANT

Category *	Citation of document, with indication, where appropriate, of the relevant passages	Relevant to claim No.
P, X	WO 02 34718 A (RICHTER GEDEON VEGYESZETI GYAR RT., HUNG.) 2 May 2002 (2002-05-02) page 46; example 94 claims	1
X	<p>-----</p> <p>DATABASE CA 'Online! CHEMICAL ABSTRACTS SERVICE, COLUMBUS, OHIO, US; YATABE, TAKUMI ET AL: "Preparation of new heterocyclic amides as nitric oxide production inhibitors" retrieved from STN Database accession no. 129:95714 XP002240356 abstract & WO 98 27108 A (FUJISAWA PHARMACEUTICAL CO., LTD., JAPAN; YATABE, YOSHIKO; ITOH, YOSHIK) 25 June 1998 (1998-06-25)</p> <p>-----</p> <p>-/--</p>	1

☒ Further documents are listed in the continuation of box C.

☒ Patent family members are listed in annex.

* Special categories of cited documents:

- *A* document defining the general state of the art which is not considered to be of particular relevance
- *E* earlier document but published on or after the international filing date
- *L* document which may throw doubts on priority claim(s) or which is cited to establish the publication date of another citation or other special reason (as specified)
- *O* document referring to an oral disclosure, use, exhibition or other means
- *P* document published prior to the international filing date but later than the priority date claimed

- *T* later document published after the international filing date or priority date and not in conflict with the application but cited to understand the principle or theory underlying the invention
- *X* document of particular relevance; the claimed invention cannot be considered novel or cannot be considered to involve an inventive step when the document is taken alone
- *Y* document of particular relevance; the claimed invention cannot be considered to involve an inventive step when the document is combined with one or more other such documents, such combination being obvious to a person skilled in the art.
- *&* document member of the same patent family

Date of the actual completion of the international search

7 May 2003

Date of mailing of the international search report

27/05/2003

Name and mailing address of the ISA

European Patent Office, P.B. 5818 Patentlaan 2
NL - 2280 HV Rijswijk
Tel. (+31-70) 340-2040, Tx. 31 651 epo nl,
Fax: (+31-70) 340-3016

Authorized officer

Stix-Malaun, E

INTERNATIONAL SEARCH REPORT

International Application No
PCT/GB 03/00924

C.(Continuation) DOCUMENTS CONSIDERED TO BE RELEVANT

Category °	Citation of document, with indication, where appropriate, of the relevant passages	Relevant to claim No.
X	WO 97 45425 A (FUJISAWA PHARMACEUTICAL CO., LTD., JAPAN; ITOH, YOSHIKUNI; YATABE, TAKU) 4 December 1997 (1997-12-04) page 67; examples 23,24 ---	1
A	EP 1 134 213 A (PFIZER) 19 September 2001 (2001-09-19) abstract examples claims -----	1-12

INTERNATIONAL SEARCH REPORT

Information on patent family members

International Application No
PCT/GB 03/00924

Patent document cited in search report	Publication date	Patent family member(s)	Publication date
WO 0234718 8 A		NONE	
WO 9827108 A	25-06-1998	AU 2792897 A	05-01-1998
		AU 4968097 A	15-07-1998
		EP 0946587 A2	06-10-1999
		EP 0914322 A1	12-05-1999
		WO 9745425 A1	04-12-1997
		WO 9827108 A2	25-06-1998
		JP 2001505585 T	24-04-2001
		JP 2000511173 T	29-08-2000
		US 6069162 A	30-05-2000
		ZA 9710603 A	25-06-1998
WO 9745425 A	04-12-1997	AU 2792897 A	05-01-1998
		EP 0914322 A1	12-05-1999
		WO 9745425 A1	04-12-1997
		JP 2000511173 T	29-08-2000
		US 6069162 A	30-05-2000
		AU 4968097 A	15-07-1998
		EP 0946587 A2	06-10-1999
		WO 9827108 A2	25-06-1998
		JP 2001505585 T	24-04-2001
		ZA 9710603 A	25-06-1998
EP 1134213 A	19-09-2001	EP 1134213 A2	19-09-2001
		ES 2164151 T3	16-02-2002
		PT 832065 T	28-02-2002