

(12) INTERNATIONAL APPLICATION PUBLISHED UNDER THE PATENT COOPERATION TREATY (PCT)

(19) World Intellectual Property Organization
International Bureau



(43) International Publication Date
3 June 2011 (03.06.2011)

(10) International Publication Number
WO 2011/064328 A1

PCT

(51) International Patent Classification:
C07D 471/04 (2006.01) **A61P 35/00** (2006.01)
A61K 31/437 (2006.01)

Dunckerstr. 7, 10437 Berlin (DE). **BÖMER, Ulf**
[DE/DE]; Leipziger Str. 49, 16548 Glienicke/Nordbahn
(DE).

(21) International Application Number:
PCT/EP2010/068298

(74) Common Representative: **BAYER SCHERING
PHARMA AKTIENGESELLSCHAFT**; Müller Strasse
178, Law and Patents, Patents and Licensing, 13353
Berlin (DE).

(22) International Filing Date:
26 November 2010 (26.11.2010)

(25) Filing Language: English

(26) Publication Language: English

(30) Priority Data:
09075534.9 30 November 2009 (30.11.2009) EP

(71) Applicant (for all designated States except US): **BAYER
SCHERING PHARMA AKTIENGESELLSCHAFT**
[DE/DE]; Müller Strasse 178, 13353 Berlin (DE).

(72) Inventors; and

(75) Inventors/Applicants (for US only): **KOPPITZ, Marcus**
[DE/DE]; Scharnhorststr. 28, 10115 Berlin (DE).
SCHULZE, Volker [DE/DE]; Emil-Czekowski-Str. 5,
16562 Bergfelde (DE). **KOSEMUND, Dirk** [DE/DE];
Klutstr. 14, 12587 Berlin (DE). **SCHIROK, Hartmut**
[DE/DE]; Pestalozzistr. 39 a, 40764 Langenfeld (DE).
BADER, Benjamin [DE/DE]; Hillmannstr. 14, 13467
Berlin (DE). **LIENAU, Philipp** [DE/DE]; Pücklerstr. 33,
10997 Berlin (DE). **MARQUARDT, Tobias** [DE/DE];
Pfalzburger Str. 53, Garten, 10717 Berlin (DE).
WEGSCHEIDT-GERLACH, Christof [DE/DE]; Sale-
grund 10, 35041 Marburg (DE). **SIEMEISTER, Ger-
hard** [DE/DE]; Reimerswalder Steig 26, 13503 Berlin
(DE). **PRECHTL, Stefan** [DE/DE]; Kanzowstr. 5 A,
10439 Berlin (DE). **WENGNER, Antje** [DE/DE];

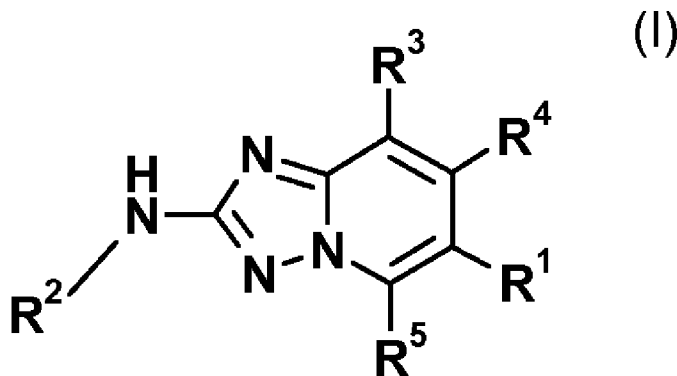
(81) Designated States (unless otherwise indicated, for every
kind of national protection available): AE, AG, AL, AM,
AO, AT, AU, AZ, BA, BB, BG, BH, BR, BW, BY, BZ,
CA, CH, CL, CN, CO, CR, CU, CZ, DE, DK, DM, DO,
DZ, EC, EE, EG, ES, FI, GB, GD, GE, GH, GM, GT,
HN, HR, HU, ID, IL, IN, IS, JP, KE, KG, KM, KN, KP,
KR, KZ, LA, LC, LK, LR, LS, LT, LU, LY, MA, MD,
ME, MG, MK, MN, MW, MX, MY, MZ, NA, NG, NI,
NO, NZ, OM, PE, PG, PH, PL, PT, RO, RS, RU, SC, SD,
SE, SG, SK, SL, SM, ST, SV, SY, TH, TJ, TM, TN, TR,
TT, TZ, UA, UG, US, UZ, VC, VN, ZA, ZM, ZW.

(84) Designated States (unless otherwise indicated, for every
kind of regional protection available): ARIPO (BW, GH,
GM, KE, LR, LS, MW, MZ, NA, SD, SL, SZ, TZ, UG,
ZM, ZW), Eurasian (AM, AZ, BY, KG, KZ, MD, RU, TJ,
TM), European (AL, AT, BE, BG, CH, CY, CZ, DE, DK,
EE, ES, FI, FR, GB, GR, HR, HU, IE, IS, IT, LT, LU,
LV, MC, MK, MT, NL, NO, PL, PT, RO, RS, SE, SI, SK,
SM, TR), OAPI (BF, BJ, CF, CG, CI, CM, GA, GN, GQ,
GW, ML, MR, NE, SN, TD, TG).

Published:

— with international search report (Art. 21(3))

(54) Title: TRIAZOLOPYRIDINE DERIVATIVES



(57) Abstract: The present invention relates to triazolopyridine compounds of general formula (I) which are Monopolar Spindle 1 kinase (Mps-1 or TTK) inhibitors in which R¹, R², R³, R⁴, and R⁵ are as given in the description and in the claims, to methods of preparing said compounds, to pharmaceutical compositions and combinations comprising said compounds, to the use of said compounds for manufacturing a pharmaceutical composition for the treatment or prophylaxis of proliferative diseases, as well as to intermediate compounds useful in the preparation of said compounds.

WO 2011/064328 A1

TRIAZOLOPYRIDINE DERIVATIVES

The present invention relates to triazolopyridine compounds of general formula (I) as described and defined herein, to methods of preparing said compounds, to pharmaceutical compositions and combinations comprising said compounds, to the use of said compounds for manufacturing a pharmaceutical composition for the treatment or prophylaxis of a disease, as well as to intermediate compounds useful in the preparation of said compounds.

10 BACKGROUND OF THE INVENTION

The present invention relates to chemical compounds that inhibit Mps-1 (Monopolar Spindle 1) kinase (also known as Tyrosine Threonine Kinase, TTK). Mps-1 is a dual specificity Ser/Thr kinase which plays a key role in the activation of the mitotic checkpoint (also known as spindle checkpoint, spindle assembly checkpoint) thereby ensuring proper chromosome segregation during mitosis [Abrieu A *et al.*, Cell, 2001, 106, 83-93]. Every dividing cell has to ensure equal separation of the replicated chromosomes into the two daughter cells. Upon entry into mitosis, chromosomes are attached at their kinetochores to the microtubules of the spindle apparatus. The mitotic checkpoint is a surveillance mechanism that is active as long as unattached kinetochores are present and prevents mitotic cells from entering anaphase and thereby completing cell division with unattached chromosomes [Suijkerbuijk SJ and Kops GJ, Biochemica et Biophysica Acta, 2008, 1786, 24-31; Musacchio A and Salmon ED, Nat Rev Mol Cell Biol., 2007, 8, 379-93]. Once all kinetochores are attached in a correct amphitelic, *i.e.* bipolar, fashion with the mitotic spindle, the checkpoint is satisfied and the cell enters anaphase and proceeds through mitosis. The mitotic checkpoint consists of complex network of a number of essential proteins, including members of the MAD (mitotic arrest deficient, MAD 1-3) and Bub (Budding uninhibited by

- benzimidazole, Bub 1-3) families, the motor protein CENP-E, Mps-1 kinase as well as other components, many of these being over-expressed in proliferating cells (*e.g.* cancer cells) and tissues [Yuan B *et al.*, Clinical Cancer Research, 2006, 12, 405-10]. The essential role of Mps-1 kinase activity in mitotic
- 5 checkpoint signalling has been shown by shRNA-silencing, chemical genetics as well as chemical inhibitors of Mps-1 kinase [Jelluma N *et al.*, PLoS ONE, 2008, 3, e2415; Jones MH *et al.*, Current Biology, 2005, 15, 160-65; Dorer RK *et al.*, Current Biology, 2005, 15, 1070-76; Schmidt M *et al.*, EMBO Reports, 2005, 6, 866-72].
- 10 There is ample evidence linking reduced but incomplete mitotic checkpoint function with aneuploidy and tumorigenesis [Weaver BA and Cleveland DW, Cancer Research, 2007, 67, 10103-5; King RW, Biochimica et Biophysica Acta, 2008, 1786, 4-14]. In contrast, complete inhibition of the mitotic checkpoint has been recognised to result in severe chromosome missegregation and
- 15 induction of apoptosis in tumour cells [Kops GJ *et al.*, Nature Reviews Cancer, 2005, 5, 773-85; Schmidt M and Medema RH, Cell Cycle, 2006, 5, 159-63; Schmidt M and Bastians H, Drug Resistance Updates, 2007, 10, 162-81]. Therefore, mitotic checkpoint abrogation through pharmacological inhibition of Mps-1 kinase or other components of the mitotic checkpoint represents a
- 20 new approach for the treatment of proliferative disorders including solid tumours such as carcinomas and sarcomas and leukaemias and lymphoid malignancies or other disorders associated with uncontrolled cellular proliferation.
- 25 WO 2008/025821 A1 (Cellzome (UK) Ltd) relates to triazole derivatives as kinase inhibitors, especially inhibitors of ITK or PI3K, for the treatment or prophylaxis of immunological, inflammatory or allergic disorders. Said triazole derivatives are exemplified as possessing an amide, urea or aliphatic amine substituent in position 2.

WO 2009/047514 A1 (Cancer Research Technology Limited) relates to [1,2,4]-triazolo-[1,5-a]-pyridine and [1,2,4]-triazolo-[1,5-c]-pyrimidine compounds which inhibit AXL receptor tyrosine kinase function, and to the treatment of diseases and conditions that are mediated by AXL receptor tyrosine kinase, that are ameliorated by the inhibition of AXL receptor tyrosine kinase function etc., including proliferative conditions such as cancer, etc.. Said compounds are exemplified as possessing a substituent in the 5-position of said compounds and a substituent in the 2-position.

However, the state of the art described above does not describe the specific triazolopyridine compounds of general formula (I) of the present invention, or a stereoisomer, a tautomer, an N-oxide, a hydrate, a solvate, or a salt thereof, or a mixture of same, as described and defined herein, and as hereinafter referred to as “compounds of the present invention”, or their pharmacological activity. It has now been found, and this constitutes the basis of the present invention, that said compounds of the present invention have surprising and advantageous properties.

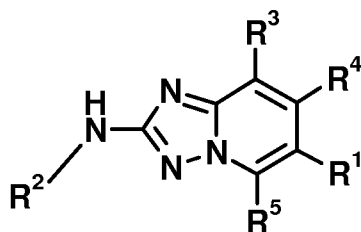
In particular, said compounds of the present invention have surprisingly been found to effectively inhibit Mps-1 kinase and may therefore be used for the treatment or prophylaxis of diseases of uncontrolled cell growth, proliferation and/or survival, inappropriate cellular immune responses, or inappropriate cellular inflammatory responses or diseases which are accompanied with uncontrolled cell growth, proliferation and/or survival, inappropriate cellular immune responses, or inappropriate cellular inflammatory responses, particularly in which the uncontrolled cell growth, proliferation and/or survival, inappropriate cellular immune responses, or inappropriate cellular inflammatory responses is mediated by Mps-1 kinase, such as, for example, haematological tumours, solid tumours, and/or metastases thereof, *e.g.* leukaemias and myelodysplastic syndrome, malignant lymphomas, head and neck tumours including brain tumours and brain metastases, tumours of the

thorax including non-small cell and small cell lung tumours, gastrointestinal tumours, endocrine tumours, mammary and other gynaecological tumours, urological tumours including renal, bladder and prostate tumours, skin tumours, and sarcomas, and/or metastases thereof.

5

DESCRIPTION of the INVENTION

In accordance with a first aspect, the present invention covers compounds of general formula (I) :



10

(I)

in which :

R¹ represents an aryl group or a heteroaryl group

15

- which is optionally substituted, one or more times, identically or differently, with a substituent selected from :

halo-, hydroxy-, cyano-, nitro-, C₁-C₆-alkyl-, halo-C₁-C₆-alkyl-, C₁-C₆-alkoxy-, halo-C₁-C₆-alkoxy-, hydroxy-C₁-C₆-alkyl, C₁-C₆-alkoxy-C₁-C₆-alkyl-, halo-C₁-C₆-alkoxy-C₁-C₆-alkyl-, -(CH₂)_q-N(H)C(=O)R⁶, R⁶-(C₁-C₆-alkyl)-, R⁶-(CH₂)_n(CHOH)(CH₂)_m-, R⁶-(C₁-C₆-alkoxy)-, R⁶-

20

(CH₂)_n(CHOH)(CH₂)_p-O-, R⁶-(C₁-C₆-alkoxy-C₁-C₆-alkyl)-, R⁶-(C₁-C₆-alkoxy-C₁-C₆-alkyl)-O-, R⁶-O-, -C(=O)R⁶, -C(=O)O-R⁶, -OC(=O)-R⁶, -N(H)C(=O)R⁶, -N(H)C(=O)OR⁶, -N(R⁷)C(=O)R⁶, -N(H)C(=O)NR⁶R⁷, -N(R⁷)C(=O)NR⁶R⁷, -NR⁶R⁷, -C(=O)N(H)R⁶, -C(=O)NR⁶R⁷, R⁶-S-, R⁶-S(=O)-, R⁶-S(=O)₂-, -N(H)S(=O)R⁶, -N(R⁷)S(=O)R⁶, -S(=O)N(H)R⁶, -S(=O)NR⁶R⁷, -N(H)S(=O)₂R⁶, -N(R⁷)S(=O)₂R⁶, -S(=O)₂N(H)R⁶, -S(=O)₂NR⁶R⁷, -S(=O)(=NR⁶)R⁷, -S(=O)(=NR⁷)R⁶, -N=S(=O)(R⁶)R⁷ ;

25

R² represents an aryl group or heteroaryl group

which is optionally substituted, one or more times, identically or differently, with a substituent selected from :

- 5 halo-, hydroxyl-, cyano-, nitro-, C₁-C₆-alkyl-, halo-C₁-C₆-alkyl-, C₁-C₆-alkoxy-, halo-C₁-C₆-alkoxy-, hydroxy-C₁-C₆-alkyl, C₁-C₆-alkoxy-C₁-C₆-alkyl-, halo-C₁-C₆-alkoxy-C₁-C₆-alkyl-, R⁸-(C₁-C₆-alkyl)-, R⁸-(CH₂)_n-, R⁸-, R⁸-(CH₂)_n(CHOH)(CH₂)_m-, R⁸-(C₁-C₆-alkoxy)-, R⁸-(CH₂)_n(CHOH)(CH₂)_p-O-, R⁸-(C₁-C₆-alkoxy-C₁-C₆-alkyl)-, R⁸-(C₁-C₆-alkoxy-C₁-C₆-alkyl)-O-, -O-(CH₂)_n-C(=O)NR⁸R⁷, R⁸-O-, -C(=O)R⁸, -C(=O)O-R⁸, -OC(=O)-R⁸, -N(H)C(=O)R⁸, -N(R⁷)C(=O)R⁸, -N(H)C(=O)NR⁸R⁷, -N(R⁷)C(=O)NR⁸R⁷, -NR⁸R⁷, -C(=O)N(H)R⁸, -C(=O)NR⁸R⁷, R⁸-S-, R⁸-S(=O)-, R⁸-S(=O)₂-, -N(H)S(=O)R⁸, -N(R⁷)S(=O)R⁸, -S(=O)N(H)R⁸, -S(=O)NR⁸R⁷, -N(H)S(=O)₂R⁸, -N(R⁷)S(=O)₂R⁸, -S(=O)₂N(H)R⁸, -S(=O)₂NR⁸R⁷, -S(=O)(=NR⁸)R⁷, -S(=O)(=NR⁷)R⁸, -N=S(=O)(R⁸)R⁷ ;
- 10
- 15

R³ represents a hydrogen atom, a halogen atom, a hydroxy-, amino, cyano-, nitro-, C₁-C₄-alkyl-, halo-C₁-C₄-alkyl-, C₁-C₄-alkoxy-, halo-C₁-C₄-alkoxy-, hydroxy-C₁-C₄-alkyl, C₁-C₄-alkoxy-C₁-C₄-alkyl-, halo-C₁-C₄-alkoxy-C₁-C₄-alkyl-, C₂-C₆-alkenyl-, C₂-C₆-alkynyl-, halo-C₂-C₆-alkenyl-, halo-C₂-C₆-alkynyl-, C₃-C₆-cycloalkyl-, halo-C₃-C₆-cycloalkyl- group ;

20

R⁴ represents a hydrogen atom, a halogen atom, a hydroxy-, amino, cyano-, nitro-, C₁-C₄-alkyl-, halo-C₁-C₄-alkyl-, C₁-C₄-alkoxy-, halo-C₁-C₄-alkoxy-, hydroxy-C₁-C₄-alkyl, C₁-C₄-alkoxy-C₁-C₄-alkyl-, halo-C₁-C₄-alkoxy-C₁-C₄-alkyl-, C₂-C₆-alkenyl-, C₂-C₆-alkynyl-, halo-C₂-C₆-alkenyl-, halo-C₂-C₆-alkynyl-, C₃-C₆-cycloalkyl-, halo-C₃-C₆-cycloalkyl- group ;

25

R⁵ represents a hydrogen atom ;

- R^6 represents a hydrogen atom, or a C_1 - C_6 -alkyl- group, wherein C_1 - C_6 -alkyl- is optionally substituted, one or more times, identically or differently, with a substituent selected from :
- 5 halo-, hydroxyl-, C_1 - C_3 -alkyl-, R^7O -
- R^7 represents a hydrogen atom, or a C_1 - C_6 -alkyl- group, wherein C_1 - C_6 -alkyl- is optionally substituted with one or more identical or different halogen atoms ;
- 10
- R^8 represents a hydrogen atom, or a C_1 - C_6 -alkyl- group, wherein C_1 - C_6 -alkyl- is optionally substituted, one or more times, identically or differently, with a substituent selected from :
- 15 halo-, hydroxyl-, $-NHR^7$, $-N(C_1-C_3-alkyl)-C(=O)R^7$, $-N(C_1-C_3-alkyl)-C(=O)OR^7$, $C_1-C_3-alkyl$ -, $R^7-S(=O)_2$ -, $C_1-C_3-alkoxy$ -,
- n , m , p
- represent, independently from each other, an integer of 0, 1, 2, 3, 4, or
- 20 5 ;
- q represents an integer of 0, 1, 2 or 3 ;
- or a stereoisomer, a tautomer, an N-oxide, a hydrate, a solvate, or a salt
- 25 thereof, or a mixture of same.

The terms as mentioned in the present text have preferably the following meanings :

- 30 The term "halogen atom" or "halo-" is to be understood as meaning a fluorine, chlorine, bromine or iodine atom.

- The term “C₁-C₆-alkyl” is to be understood as preferably meaning a linear or branched, saturated, monovalent hydrocarbon group having 1, 2, 3, 4, 5, or 6 carbon atoms, *e.g.* a methyl, ethyl, propyl, butyl, pentyl, hexyl, iso-propyl, iso-butyl, sec-butyl, tert-butyl, iso-pentyl, 2-methylbutyl, 1-methylbutyl, 1-ethylpropyl, 1,2-dimethylpropyl, neo-pentyl, 1,1-dimethylpropyl, 4-methylpentyl, 3-methylpentyl, 2-methylpentyl, 1-methylpentyl, 2-ethylbutyl, 1-ethylbutyl, 3,3-dimethylbutyl, 2,2-dimethylbutyl, 1,1-dimethylbutyl, 2,3-dimethylbutyl, 1,3-dimethylbutyl, or 1,2-dimethylbutyl group, or an isomer thereof. Particularly, said group has 1, 2, 3 or 4 carbon atoms (“C₁-C₄-alkyl”), *e.g.* a methyl, ethyl, propyl, butyl, iso-propyl, iso-butyl, sec-butyl, tert-butyl group, more particularly 1, 2 or 3 carbon atoms (“C₁-C₃-alkyl”), *e.g.* a methyl, ethyl, n-propyl- or iso-propyl group.
- 15 The term “halo-C₁-C₆-alkyl” is to be understood as preferably meaning a linear or branched, saturated, monovalent hydrocarbon group in which the term “C₁-C₆-alkyl” is defined *supra*, and in which one or more hydrogen atoms is replaced by a halogen atom, in identically or differently, *i.e.* one halogen atom being independent from another. Particularly, said halogen atom is F.
- 20 Said halo-C₁-C₆-alkyl group is, for example, -CF₃, -CHF₂, -CH₂F, -CF₂CF₃, or -CH₂CF₃.

- The term “C₁-C₆-alkoxy” is to be understood as preferably meaning a linear or branched, saturated, monovalent, hydrocarbon group of formula -O-alkyl, in which the term “alkyl” is defined *supra*, *e.g.* a methoxy, ethoxy, n-propoxy, iso-propoxy, n-butoxy, iso-butoxy, tert-butoxy, sec-butoxy, pentoxy, iso-pentoxy, or n-hexoxy group, or an isomer thereof.

- The term “halo-C₁-C₆-alkoxy” is to be understood as preferably meaning a linear or branched, saturated, monovalent C₁-C₆-alkoxy group, as defined *supra*, in which one or more of the hydrogen atoms is replaced, in identically

or differently, by a halogen atom. Particularly, said halogen atom is F. Said halo-C₁-C₆-alkoxy group is, for example, -OCF₃, -OCHF₂, -OCH₂F, -OCF₂CF₃, or -OCH₂CF₃.

- 5 The term "C₁-C₆-alkoxy-C₁-C₆-alkyl" is to be understood as preferably meaning a linear or branched, saturated, monovalent alkyl group, as defined *supra*, in which one or more of the hydrogen atoms is replaced, in identically or differently, by a C₁-C₆-alkoxy group, as defined *supra*, e.g. methoxyalkyl, ethoxyalkyl, propyloxyalkyl, iso-propoxyalkyl, butoxyalkyl, iso-butoxyalkyl, tert-butoxyalkyl, sec-butoxyalkyl, pentyloxyalkyl, iso-pentyloxyalkyl, hexyloxyalkyl group, in which the term "C₁-C₆-alkyl" is defined *supra*, or an isomer thereof.

- The term "halo-C₁-C₆-alkoxy-C₁-C₆-alkyl" is to be understood as preferably meaning a linear or branched, saturated, monovalent C₁-C₆-alkoxy-C₁-C₆-alkyl group, as defined *supra*, in which one or more of the hydrogen atoms is replaced, in identically or differently, by a halogen atom. Particularly, said halogen atom is F. Said halo-C₁-C₆-alkoxy-C₁-C₆-alkyl group is, for example, CH₂CH₂OCF₃, -CH₂CH₂OCHF₂, -CH₂CH₂OCH₂F, -CH₂CH₂OCF₂CF₃, or CH₂CH₂OCH₂CF₃.

- The term "C₂-C₆-alkenyl" is to be understood as preferably meaning a linear or branched, monovalent hydrocarbon group, which contains one or more double bonds, and which has 2, 3, 4, 5 or 6 carbon atoms, particularly 2 or 3 carbon atoms ("C₂-C₃-alkenyl"), it being understood that in the case in which said alkenyl group contains more than one double bond, then said double bonds may be isolated from, or conjugated with, each other. Said alkenyl group is, for example, a vinyl, allyl, (E)-2-methylvinyl, (Z)-2-methylvinyl, homoallyl, (E)-but-2-enyl, (Z)-but-2-enyl, (E)-but-1-enyl, (Z)-but-1-enyl, pent-4-enyl, (E)-pent-3-enyl, (Z)-pent-3-enyl, (E)-pent-2-enyl, (Z)-pent-2-enyl, (E)-pent-1-enyl, (Z)-pent-1-enyl, hex-5-enyl, (E)-hex-4-enyl, (Z)-hex-4-enyl, (E)-hex-3-enyl, (Z)-

hex-3-enyl, (E)-hex-2-enyl, (Z)-hex-2-enyl, (E)-hex-1-enyl, (Z)-hex-1-enyl,
 isopropenyl, 2-methylprop-2-enyl, 1-methylprop-2-enyl, 2-methylprop-1-enyl,
 (E)-1-methylprop-1-enyl, (Z)-1-methylprop-1-enyl, 3-methylbut-3-enyl, 2-
 methylbut-3-enyl, 1-methylbut-3-enyl, 3-methylbut-2-enyl, (E)-2-methylbut-2-
 5 enyl, (Z)-2-methylbut-2-enyl, (E)-1-methylbut-2-enyl, (Z)-1-methylbut-2-enyl,
 (E)-3-methylbut-1-enyl, (Z)-3-methylbut-1-enyl, (E)-2-methylbut-1-enyl, (Z)-2-
 methylbut-1-enyl, (E)-1-methylbut-1-enyl, (Z)-1-methylbut-1-enyl, 1,1-
 dimethylprop-2-enyl, 1-ethylprop-1-enyl, 1-propylvinyl, 1-isopropylvinyl, 4-
 methylpent-4-enyl, 3-methylpent-4-enyl, 2-methylpent-4-enyl, 1-methylpent-
 10 4-enyl, 4-methylpent-3-enyl, (E)-3-methylpent-3-enyl, (Z)-3-methylpent-3-
 enyl, (E)-2-methylpent-3-enyl, (Z)-2-methylpent-3-enyl, (E)-1-methylpent-3-
 enyl, (Z)-1-methylpent-3-enyl, (E)-4-methylpent-2-enyl, (Z)-4-methylpent-2-
 enyl, (E)-3-methylpent-2-enyl, (Z)-3-methylpent-2-enyl, (E)-2-methylpent-2-
 enyl, (Z)-2-methylpent-2-enyl, (E)-1-methylpent-2-enyl, (Z)-1-methylpent-2-
 15 enyl, (E)-4-methylpent-1-enyl, (Z)-4-methylpent-1-enyl, (E)-3-methylpent-1-
 enyl, (Z)-3-methylpent-1-enyl, (E)-2-methylpent-1-enyl, (Z)-2-methylpent-1-
 enyl, (E)-1-methylpent-1-enyl, (Z)-1-methylpent-1-enyl, 3-ethylbut-3-enyl, 2-
 ethylbut-3-enyl, 1-ethylbut-3-enyl, (E)-3-ethylbut-2-enyl, (Z)-3-ethylbut-2-
 enyl, (E)-2-ethylbut-2-enyl, (Z)-2-ethylbut-2-enyl, (E)-1-ethylbut-2-enyl, (Z)-1-
 20 ethylbut-2-enyl, (E)-3-ethylbut-1-enyl, (Z)-3-ethylbut-1-enyl, 2-ethylbut-1-
 enyl, (E)-1-ethylbut-1-enyl, (Z)-1-ethylbut-1-enyl, 2-propylprop-2-enyl, 1-
 propylprop-2-enyl, 2-isopropylprop-2-enyl, 1-isopropylprop-2-enyl, (E)-2-
 propylprop-1-enyl, (Z)-2-propylprop-1-enyl, (E)-1-propylprop-1-enyl, (Z)-1-
 propylprop-1-enyl, (E)-2-isopropylprop-1-enyl, (Z)-2-isopropylprop-1-enyl, (E)-
 25 1-isopropylprop-1-enyl, (Z)-1-isopropylprop-1-enyl, (E)-3,3-dimethylprop-1-
 enyl, (Z)-3,3-dimethylprop-1-enyl, 1-(1,1-dimethylethyl)ethenyl, buta-1,3-
 dienyl, penta-1,4-dienyl, hexa-1,5-dienyl, or methylhexadienyl group.

Particularly, said group is vinyl or allyl.

30 The term "C₂-C₆-alkynyl" is to be understood as preferably meaning a linear or
 branched, monovalent hydrocarbon group which contains one or more triple

bonds, and which contains 2, 3, 4, 5 or 6 carbon atoms, particularly 2 or 3 carbon atoms ("C₂-C₃-alkynyl"). Said C₂-C₆-alkynyl group is, for example, ethynyl, prop-1-ynyl, prop-2-ynyl, but-1-ynyl, but-2-ynyl, but-3-ynyl, pent-1-ynyl, pent-2-ynyl, pent-3-ynyl, pent-4-ynyl, hex-1-ynyl, hex-2-ynyl, hex-3-ynyl, hex-4-ynyl, hex-5-ynyl, 1-methylprop-2-ynyl, 2-methylbut-3-ynyl, 1-methylbut-3-ynyl, 1-methylbut-2-ynyl, 3-methylbut-1-ynyl, 1-ethylprop-2-ynyl, 3-methylpent-4-ynyl, 2-methylpent-4-ynyl, 1-methylpent-4-ynyl, 2-methylpent-3-ynyl, 1-methylpent-3-ynyl, 4-methylpent-2-ynyl, 1-methylpent-2-ynyl, 4-methylpent-1-ynyl, 3-methylpent-1-ynyl, 2-ethylbut-3-ynyl, 1-ethylbut-3-ynyl, 1-ethylbut-2-ynyl, 1-propylprop-2-ynyl, 1-isopropylprop-2-ynyl, 2,2-dimethylbut-3-ynyl, 1,1-dimethylbut-3-ynyl, 1,1-dimethylbut-2-ynyl, or 3,3-dimethylbut-1-ynyl group. Particularly, said alkynyl group is ethynyl, prop-1-ynyl, or prop-2-ynyl.

15 The term "C₃-C₆-cycloalkyl" is to be understood as preferably meaning a saturated, monovalent, mono-, or bicyclic hydrocarbon ring which contains 3, 4, 5 or 6 carbon atoms ("C₃-C₆-cycloalkyl"). Said C₃-C₆-cycloalkyl group is for example, a monocyclic hydrocarbon ring, *e.g.* a cyclopropyl, cyclobutyl, cyclopentyl, or cyclohexyl or a bicyclic hydrocarbon ring, *e.g.* a perhydropentalenylene or decalin ring. Said cycloalkyl ring can optionally contain one or more double bonds *e.g.* cycloalkenyl, such as a cyclopropenyl, cyclobutenyl, cyclopentenyl or cyclohexenyl group, wherein the bond between said ring with the rest of the molecule may be to any carbon atom of said ring, be it saturated or unsaturated.

25

The term "heterocyclic ring", as used in the term "4-, 5-, 6-, 7-, 8-, 9- or 10-membered heterocyclic ring", or "4- to 6-membered heterocyclic ring" or "5- to 6-membered heterocyclic ring", for example, as used in the definition of compounds of general formula (I) as defined herein, is to be understood as meaning a saturated or partially unsaturated, mono-, bi- or poly-cyclic nitrogen atom-containing ring, said nitrogen atom being the point of

30

attachment of said heterocyclic ring with the rest of the molecule. Said nitrogen atom-containing ring optionally further contains 1 or 2 heteroatom-containing groups selected from O, C(=O), S, S(=O), S(=O)₂, NR¹ in which R¹ is as defined *supra*. Particularly, without being limited thereto, said nitrogen atom-containing ring can be a 4-membered ring, such as an azetidiny ring, for example, or a 5-membered ring, such as a pyrrolidinyl ring, for example, or a 6-membered ring, such as a piperidinyl, piperazinyl, morpholinyl, or thiomorpholinyl ring, for example, or a 7-membered ring, such as a diazepanyl ring, for example, or an 8-, 9-, or 10-membered ring, such as a cycloheptylaminy, cyclooctylaminy, or cyclononylaminy ring, respectively, for example ; it being reiterated that any of the above-mentioned nitrogen atom-containing rings can further contain 1 or 2 heteroatom-containing groups selected from O, C(=O), S, S(=O), S(=O)₂, NR¹ in which R¹ is as defined *supra*. As mentioned *supra*, said nitrogen atom-containing ring can be bicyclic, such as, without being limited thereto, a 5,5-membered ring, *e.g.* a hexahydrocyclopenta[c]pyrrol-2(1H)-yl ring, or a 5,6-membered bicyclic ring, *e.g.* a hexahydropyrrolo[1,2-a]pyrazin-2(1H)-yl ring, or for example. As mentioned *supra*, said nitrogen atom-containing ring can be partially unsaturated, *i.e.* it can contain one or more double bonds, such as, without being limited thereto, a 2,5-dihydro-1H-pyrrolyl, 4H-[1,3,4]thiadiazinyl, 4,5-dihydrooxazolyl, or 4H-[1,4]thiazinyl ring, for example, or, it may be benzo-fused, such as, without being limited thereto, a dihydroisoquinolinyl ring, for example.

25 The term “3- to 10-membered heterocycloalkyl” is to be understood as preferably meaning a saturated or partially unsaturated, monovalent, mono- or bicyclic hydrocarbon ring which contains 2, 3, 4, 5, 6, 7, 8, or 9 carbon atoms, and one or more heteroatom-containing groups selected from C(=O), O, S, S(=O), S(=O)₂, NH, NR', wherein R' represents a C₁-C₆-alkyl, C₃-C₆-cycloalkyl, C₃-C₆ heterocycloalkyl, C(=O)R⁷, C(=O)NR⁷R⁸, -S(=O)₂R⁷, -S(=O)₂NR⁷R⁸ group as defined *supra*, it being understood that when said R'

represents a C₃-C₆ heterocycloalkyl group, then said C₃-C₆ heterocycloalkyl group is present only once. Particularly, said ring can contain 2, 3, 4, or 5 carbon atoms, and one or more of the above-mentioned heteroatom-containing groups (a “3- to 6-membered heterocycloalkyl”), more particularly
5 said ring can contain 4 or 5 carbon atoms, and one or more of the above-mentioned heteroatom-containing groups (a “5- to 6-membered heterocycloalkyl”). Said heterocycloalkyl ring is for example, a monocyclic heterocycloalkyl ring such as an oxiranyl, oxetanyl, aziridinyl, azetidiny, tetrahydrofuranyl, pyrrolidinyl, imidazolidinyl, pyrazolidinyl, pyrrolinyl,
10 tetrahydropyranyl, piperidinyl, morpholinyl, dithianyl, thiomorpholinyl, piperazinyl, trithianyl, or chinuclidinyl group. Optionally, said heterocycloalkyl ring can contain one or more double bonds, *e.g.* 4H-pyranyl, 2H-pyranyl, 3H-diazirinyl, 2,5-dihydro-1H-pyrrolyl, [1,3]dioxolyl, 4H-[1,3,4]thiadiazinyl, 2,5-dihydrofuranyl, 2,3-dihydrofuranyl, 2,5-dihydrothiophenyl, 2,3-
15 dihydrothiophenyl, 4,5-dihydrooxazolyl, or 4H-[1,4]thiazinyl group, or, it may be benzo fused.

The term “aryl” is to be understood as preferably meaning a monovalent, aromatic or partially aromatic, mono-, or bi- or tricyclic hydrocarbon ring
20 having 6, 7, 8, 9, 10, 11, 12, 13 or 14 carbon atoms (a “C₆-C₁₄-aryl” group), particularly a ring having 6 carbon atoms (a “C₆-aryl” group), *e.g.* a phenyl group, or a biphenyl group, or a ring having 9 carbon atoms (a “C₉-aryl” group), *e.g.* an indanyl or indenyl group, or a ring having 10 carbon atoms (a “C₁₀-aryl” group), *e.g.* a tetralinyl, dihydronaphthyl, or naphthyl group, or a
25 ring having 13 carbon atoms, (a “C₁₃-aryl” group), *e.g.* a fluorenyl group, or a ring having 14 carbon atoms, (a “C₁₄-aryl” group), *e.g.* an anthranyl group.

The term “heteroaryl” is understood as preferably meaning a monovalent, aromatic, mono- or bicyclic aromatic ring system having 5, 6, 7, 8, 9, 10, 11,
30 12, 13 or 14 ring atoms (a “5- to 14-membered heteroaryl” group), particularly 5 or 6 or 9 or 10 atoms, and which contains at least one heteroatom which may

be identical or different, said heteroatom being such as oxygen, nitrogen or sulfur, and can be monocyclic, bicyclic, or tricyclic, and in addition in each case can be benzocondensed. Particularly, heteroaryl is selected from thienyl, furanyl, pyrrolyl, oxazolyl, thiazolyl, imidazolyl, pyrazolyl, isoxazolyl, isothiazolyl, oxadiazolyl, triazolyl, thiadiazolyl, thia-4H-pyrazolyl *etc.*, and benzo derivatives thereof, such as, for example, benzofuranyl, benzothienyl, benzoxazolyl, benzisoxazolyl, benzimidazolyl, benzotriazolyl, indazolyl, indolyl, isoindolyl, *etc.*; or pyridyl, pyridazinyl, pyrimidinyl, pyrazinyl, triazinyl, *etc.*, and benzo derivatives thereof, such as, for example, quinolinyl, quinazolinyl, isoquinolinyl, *etc.*; or azocinyl, indoliziny, purinyl, *etc.*, and benzo derivatives thereof; or cinnolinyl, phthalazinyl, quinazolinyl, quinoxalinyl, naphthpyridinyl, pteridinyl, carbazolyl, acridinyl, phenazinyl, phenothiazinyl, phenoxazinyl, xanthenyl, or oxepinyl, *etc.* More particularly, heteroaryl is selected from pyridyl, benzofuranyl, benzisoxazolyl, indazolyl, quinazolinyl, thienyl, quinolinyl, benzothienyl, pyrazolyl, or furanyl.

The term “alkylene” is understood as preferably meaning an optionally substituted hydrocarbon chain (or “tether”) having 1, 2, 3, 4, 5, or 6 carbon atoms, *i.e.* an optionally substituted -CH₂- (“methylene” or “single membered tether” or, for example -C(Me)₂-), -CH₂-CH₂- (“ethylene”, “dimethylene”, or “two-membered tether”), -CH₂-CH₂-CH₂- (“propylene”, “trimethylene”, or “three-membered tether”), -CH₂-CH₂-CH₂-CH₂- (“butylene”, “tetramethylene”, or “four-membered tether”), -CH₂-CH₂-CH₂-CH₂-CH₂- (“pentylene”, “pentamethylene” or “five-membered ether”), or -CH₂-CH₂-CH₂-CH₂-CH₂-CH₂- (“hexylene”, “hexamethylene”, or six-membered tether”) group. Particularly, said alkylene tether has 1, 2, 3, 4, or 5 carbon atoms, more particularly 1 or 2 carbon atoms.

The term “C₁-C₆”, as used throughout this text, *e.g.* in the context of the definition of “C₁-C₆-alkyl”, “C₁-C₆-haloalkyl”, “C₁-C₆-alkoxy”, or “C₁-C₆-haloalkoxy” is to be understood as meaning an alkyl group having a finite

number of carbon atoms of 1 to 6, *i.e.* 1, 2, 3, 4, 5, or 6 carbon atoms. It is to be understood further that said term “C₁-C₆” is to be interpreted as any sub-range comprised therein, *e.g.* C₁-C₆, C₂-C₅, C₃-C₄, C₁-C₂, C₁-C₃, C₁-C₄, C₁-C₅, C₁-C₆; particularly C₁-C₂, C₁-C₃, C₁-C₄, C₁-C₅, C₁-C₆; more particularly C₁-C₄; in the case of “C₁-C₆-haloalkyl” or “C₁-C₆-haloalkoxy” even more particularly C₁-C₂.

Similarly, as used herein, the term “C₂-C₆”, as used throughout this text, *e.g.* in the context of the definitions of “C₂-C₆-alkenyl” and “C₂-C₆-alkynyl”, is to be understood as meaning an alkenyl group or an alkynyl group having a finite number of carbon atoms of 2 to 6, *i.e.* 2, 3, 4, 5, or 6 carbon atoms. It is to be understood further that said term “C₂-C₆” is to be interpreted as any sub-range comprised therein, *e.g.* C₂-C₆, C₃-C₅, C₃-C₄, C₂-C₃, C₂-C₄, C₂-C₅; particularly C₂-C₃.

Further, as used herein, the term “C₃-C₆”, as used throughout this text, *e.g.* in the context of the definition of “C₃-C₆-cycloalkyl”, is to be understood as meaning a cycloalkyl group having a finite number of carbon atoms of 3 to 6, *i.e.* 3, 4, 5 or 6 carbon atoms. It is to be understood further that said term “C₃-C₆” is to be interpreted as any sub-range comprised therein, *e.g.* C₃-C₆, C₄-C₅, C₃-C₅, C₃-C₄, C₄-C₆, C₅-C₆; particularly C₃-C₆.

As used herein, the term “one or more times”, *e.g.* in the definition of the substituents of the compounds of the general formulae of the present invention, is understood as meaning “one, two, three, four or five times, particularly one, two, three or four times, more particularly one, two or three times, even more particularly one or two times”.

Where the plural form of the word compounds, salts, polymorphs, hydrates, solvates and the like, is used herein, this is taken to mean also a single compound, salt, polymorph, isomer, hydrate, solvate or the like.

The compounds of this invention may contain one or more asymmetric centre, depending upon the location and nature of the various substituents desired. Asymmetric carbon atoms may be present in the (R) or (S) configuration, resulting in racemic mixtures in the case of a single asymmetric centre, and diastereomeric mixtures in the case of multiple asymmetric centres. In certain instances, asymmetry may also be present due to restricted rotation about a given bond, for example, the central bond adjoining two substituted aromatic rings of the specified compounds.

10

Substituents on a ring may also be present in either cis or trans form. It is intended that all such configurations (including enantiomers and diastereomers), are included within the scope of the present invention.

Preferred compounds are those which produce the more desirable biological activity. Separated, pure or partially purified isomers and stereoisomers or racemic or diastereomeric mixtures of the compounds of this invention are also included within the scope of the present invention. The purification and the separation of such materials can be accomplished by standard techniques known in the art.

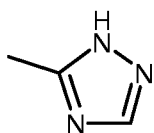
The optical isomers can be obtained by resolution of the racemic mixtures according to conventional processes, for example, by the formation of diastereoisomeric salts using an optically active acid or base or formation of covalent diastereomers. Examples of appropriate acids are tartaric, diacetyltartaric, ditoluoyltartaric and camphorsulfonic acid. Mixtures of diastereoisomers can be separated into their individual diastereomers on the basis of their physical and/or chemical differences by methods known in the art, for example, by chromatography or fractional crystallisation. The optically active bases or acids are then liberated from the separated diastereomeric salts. A different process for separation of optical isomers

involves the use of chiral chromatography (*e.g.*, chiral HPLC columns), with or without conventional derivatisation, optimally chosen to maximise the separation of the enantiomers. Suitable chiral HPLC columns are manufactured by Diacel, *e.g.*, Chiracel OD and Chiracel OJ among many
5 others, all routinely selectable. Enzymatic separations, with or without derivatisation, are also useful. The optically active compounds of this invention can likewise be obtained by chiral syntheses utilizing optically active starting materials.

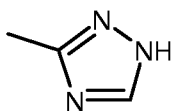
10 In order to limit different types of isomers from each other reference is made to IUPAC Rules Section E (Pure Appl Chem 45, 11-30, 1976).

The present invention includes all possible stereoisomers of the compounds of the present invention as single stereoisomers, or as any mixture of said
15 stereoisomers, in any ratio. Isolation of a single stereoisomer, *e.g.* a single enantiomer or a single diastereomer, of a compound of the present invention may be achieved by any suitable state of the art method, such as chromatography, especially chiral chromatography, for example.

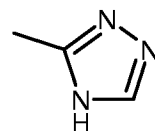
20 Further, the compounds of the present invention may exist as tautomers. For example, any compound of the present invention which contains a pyrazole moiety as a heteroaryl group for example can exist as a 1H tautomer, or a 2H tautomer, or even a mixture in any amount of the two tautomers, or a triazole moiety for example can exist as a 1H tautomer, a 2H tautomer, or a 4H
25 tautomer, or even a mixture in any amount of said 1H, 2H and 4H tautomers, *viz.* :



1H-tautomer



2H-tautomer



4H-tautomer.

The present invention includes all possible tautomers of the compounds of the present invention as single tautomers, or as any mixture of said tautomers, in any ratio.

5

Further, the compounds of the present invention can exist as N-oxides, which are defined in that at least one nitrogen of the compounds of the present invention is oxidised. The present invention includes all such possible N-oxides.

- 10 The present invention also relates to useful forms of the compounds as disclosed herein, such as metabolites, hydrates, solvates, prodrugs, salts, in particular pharmaceutically acceptable salts, and co-precipitates.

The compounds of the present invention can exist as a hydrate, or as a solvate, wherein the compounds of the present invention contain polar

- 15 solvents, in particular water, methanol or ethanol for example as structural element of the crystal lattice of the compounds. The amount of polar solvents, in particular water, may exist in a stoichiometric or non-stoichiometric ratio. In the case of stoichiometric solvates, *e.g.* a hydrate, hemi-, (semi-), mono-, sesqui-, di-, tri-, tetra-, penta- *etc.* solvates or hydrates, respectively, are
20 possible. The present invention includes all such hydrates or solvates.

Further, the compounds of the present invention can exist in free form, *e.g.* as a free base, or as a free acid, or as a zwitterion, or can exist in the form of a salt. Said salt may be any salt, either an organic or inorganic addition salt,

- 25 particularly any pharmaceutically acceptable organic or inorganic addition salt, customarily used in pharmacy.

The term "pharmaceutically acceptable salt" refers to a relatively non-toxic, inorganic or organic acid addition salt of a compound of the present invention.

For example, see S. M. Berge, *et al.* "Pharmaceutical Salts," J. Pharm. Sci. **1977**, 66, 1-19.

A suitable pharmaceutically acceptable salt of the compounds of the present invention may be, for example, an acid-addition salt of a compound of the present invention bearing a nitrogen atom, in a chain or in a ring, for example, which is sufficiently basic, such as an acid-addition salt with an inorganic acid, such as hydrochloric, hydrobromic, hydroiodic, sulfuric, bisulfuric, phosphoric, or nitric acid, for example, or with an organic acid, such as formic, acetic, acetoacetic, pyruvic, trifluoroacetic, propionic, butyric, hexanoic, heptanoic, undecanoic, lauric, benzoic, salicylic, 2-(4-hydroxybenzoyl)-benzoic, camphoric, cinnamic, cyclopentanepropionic, digluconic, 3-hydroxy-2-naphthoic, nicotinic, pamoic, pectinic, persulfuric, 3-phenylpropionic, picric, pivalic, 2-hydroxyethanesulfonate, itaconic, sulfamic, trifluoromethanesulfonic, dodecylsulfuric, ethansulfonic, benzenesulfonic, para-toluenesulfonic, methansulfonic, 2-naphthalenesulfonic, naphthalenedisulfonic, camphorsulfonic acid, citric, tartaric, stearic, lactic, oxalic, malonic, succinic, malic, adipic, alginic, maleic, fumaric, D-gluconic, mandelic, ascorbic, glucoheptanoic, glycerophosphoric, aspartic, sulfosalicylic, hemisulfuric, or thiocyanic acid, for example.

Further, another suitably pharmaceutically acceptable salt of a compound of the present invention which is sufficiently acidic, is an alkali metal salt, for example a sodium or potassium salt, an alkaline earth metal salt, for example a calcium or magnesium salt, an ammonium salt or a salt with an organic base which affords a physiologically acceptable cation, for example a salt with N-methyl-glucamine, dimethyl-glucamine, ethyl-glucamine, lysine, dicyclohexylamine, 1,6-hexadiazine, ethanolamine, glucosamine, sarcosine, serinol, tris-hydroxy-methyl-aminomethane, aminopropandiol, sovak-base, 1-amino-2,3,4-butanetriol. Additionally, basic nitrogen containing groups may be quaternised with such agents as lower alkyl halides such as methyl, ethyl,

propyl, and butyl chlorides, bromides and iodides ; dialkyl sulfates like dimethyl, diethyl, and dibutyl sulfate ; and diamyl sulfates, long chain halides such as decyl, lauryl, myristyl and stearyl chlorides, bromides and iodides, aralkyl halides like benzyl and phenethyl bromides and others.

- 5 Those skilled in the art will further recognise that acid addition salts of the claimed compounds may be prepared by reaction of the compounds with the appropriate inorganic or organic acid via any of a number of known methods. Alternatively, alkali and alkaline earth metal salts of acidic compounds of the invention are prepared by reacting the compounds of the invention with the
- 10 appropriate base via a variety of known methods.

The present invention includes all possible salts of the compounds of the present invention as single salts, or as any mixture of said salts, in any ratio.

- As used herein, the term “*in vivo* hydrolysable ester” is understood as meaning
- 15 an *in vivo* hydrolysable ester of a compound of the present invention containing a carboxy or hydroxy group, for example, a pharmaceutically acceptable ester which is hydrolysed in the human or animal body to produce the parent acid or alcohol. Suitable pharmaceutically acceptable esters for carboxy include for example alkyl, cycloalkyl and optionally substituted
- 20 phenylalkyl, in particular benzyl esters, C₁-C₆ alkoxymethyl esters, *e.g.* methoxymethyl, C₁-C₆ alkanoyloxymethyl esters, *e.g.* pivaloyloxymethyl, phthalidyl esters, C₃-C₈ cycloalkoxy-carbonyloxy-C₁-C₆ alkyl esters, *e.g.* 1-cyclohexylcarbonyloxyethyl ; 1,3-dioxolen-2-onylmethyl esters, *e.g.* 5-methyl-1,3-dioxolen-2-onylmethyl ; and C₁-C₆-alkoxycarbonyloxyethyl esters, *e.g.* 1-
- 25 methoxycarbonyloxyethyl, and may be formed at any carboxy group in the compounds of this invention.

- An *in vivo* hydrolysable ester of a compound of the present invention containing a hydroxy group includes inorganic esters such as phosphate esters and [alpha]-acyloxyalkyl ethers and related compounds which as a result of the
- 30 *in vivo* hydrolysis of the ester breakdown to give the parent hydroxy group.

Examples of [alpha]-acyloxyalkyl ethers include acetoxymethoxy and 2,2-dimethylpropionyloxymethoxy. A selection of *in vivo* hydrolysable ester forming groups for hydroxy include alkanoyl, benzoyl, phenylacetyl and substituted benzoyl and phenylacetyl, alkoxycarbonyl (to give alkyl carbonate esters), dialkylcarbamoyl and N-(dialkylaminoethyl)-N-alkylcarbamoyl (to give carbamates), dialkylaminoacetyl and carboxyacetyl. The present invention covers all such esters.

Furthermore, the present invention includes all possible crystalline forms, or polymorphs, of the compounds of the present invention, either as single polymorphs, or as a mixture of more than one polymorphs, in any ratio.

In accordance with a second aspect, the present invention covers compounds of general formula (I), *supra*, in which :

R¹ represents an aryl group or a heteroaryl group

- which is optionally substituted, one or more times, identically or differently, with a substituent selected from :

halo-, hydroxyl-, cyano-, nitro-, C₁-C₆-alkyl-, halo-C₁-C₆-alkyl-, C₁-C₆-alkoxy-, halo-C₁-C₆-alkoxy-, hydroxy-C₁-C₆-alkyl, C₁-C₆-alkoxy-C₁-C₆-alkyl-, halo-C₁-C₆-alkoxy-C₁-C₆-alkyl-, -(CH₂)_q-N(H)C(=O)R⁶, R⁶-(C₁-C₆-alkyl)-, R⁶-(CH₂)_n(CHOH)(CH₂)_m-, R⁶-(C₁-C₆-alkoxy)-, R⁶-(CH₂)_n(CHOH)(CH₂)_p-O-, R⁶-(C₁-C₆-alkoxy-C₁-C₆-alkyl)-, R⁶-(C₁-C₆-alkoxy-C₁-C₆-alkyl)-O-, R⁶-O-, -C(=O)R⁶, -C(=O)O-R⁶, -OC(=O)-R⁶, -N(H)C(=O)R⁶, -N(H)C(=O)OR⁶, -N(R⁷)C(=O)R⁶, -N(H)C(=O)NR⁶R⁷, -N(R⁷)C(=O)NR⁶R⁷, -NR⁶R⁷, -C(=O)N(H)R⁶, -C(=O)NR⁶R⁷, R⁶-S-, R⁶-S(=O)-, R⁶-S(=O)₂-, -N(H)S(=O)R⁶, -N(R⁷)S(=O)R⁶, -S(=O)N(H)R⁶, -S(=O)NR⁶R⁷, -N(H)S(=O)₂R⁶, -N(R⁷)S(=O)₂R⁶, -S(=O)₂N(H)R⁶, -S(=O)₂NR⁶R⁷, -S(=O)(=NR⁶)R⁷, -S(=O)(=NR⁷)R⁶, -N=S(=O)(R⁶)R⁷ ;

R² represents an aryl group or heteroaryl group

which is optionally substituted, one or more times, identically or differently, with a substituent selected from :

halo-, hydroxyl-, cyano-, nitro-, C₁-C₆-alkyl-, halo-C₁-C₆-alkyl-, C₁-C₆-alkoxy-, halo-C₁-C₆-alkoxy-, hydroxy-C₁-C₆-alkyl, C₁-C₆-alkoxy-C₁-C₆-alkyl-, halo-C₁-C₆-alkoxy-C₁-C₆-alkyl-, R⁸-(C₁-C₆-alkyl)-, R⁸-(CH₂)_n-, R⁸-, R⁸-(CH₂)_n(CHOH)(CH₂)_m-, R⁸-(C₁-C₆-alkoxy)-, R⁸-(CH₂)_n(CHOH)(CH₂)_p-O-, R⁸-(C₁-C₆-alkoxy-C₁-C₆-alkyl)-, R⁸-(C₁-C₆-alkoxy-C₁-C₆-alkyl)-O-, -O-(CH₂)_n-C(=O)NR⁸R⁷, R⁸-O-, -C(=O)R⁸, -C(=O)O-R⁸, -OC(=O)-R⁸, -N(H)C(=O)R⁸, -N(R⁷)C(=O)R⁸, -N(H)C(=O)NR⁸R⁷, -N(R⁷)C(=O)NR⁸R⁷, -NR⁸R⁷, -C(=O)N(H)R⁸, -C(=O)NR⁸R⁷, R⁸-S-, R⁸-S(=O)-, R⁸-S(=O)₂-, -N(H)S(=O)R⁸, -N(R⁷)S(=O)R⁸, -S(=O)N(H)R⁸, -S(=O)NR⁸R⁷, -N(H)S(=O)₂R⁸, -N(R⁷)S(=O)₂R⁸, -S(=O)₂N(H)R⁸, -S(=O)₂NR⁸R⁷, -S(=O)(=NR⁸)R⁷, -S(=O)(=NR⁷)R⁸, -N=S(=O)(R⁸)R⁷ ;

15 R³ represents a hydrogen atom, a halogen atom, a hydroxy-, C₁-C₄-alkyl-, halo-C₁-C₄-alkyl-, C₁-C₄-alkoxy- group ;

R⁴ represents a hydrogen atom, a halogen atom, a C₁-C₆-alkyl-, halo-C₁-C₆-alkyl-, C₁-C₆-alkoxy- group ;

20

R⁵ represents a hydrogen atom ;

R⁶ represents a hydrogen atom, or a C₁-C₆-alkyl- group, wherein C₁-C₆-alkyl-

25 is optionally substituted, one or more times, identically or differently, with a substituent selected from :

halo-, hydroxyl-, C₁-C₃-alkyl-, R⁷O-

30 R⁷ represents a hydrogen atom, or a C₁-C₆-alkyl- group, wherein C₁-C₆-alkyl- is optionally substituted with one or more identical or different halogen atoms ;

R⁸ represents a hydrogen atom, or a C₁-C₆-alkyl- group, wherein C₁-C₆-alkyl-
 is optionally substituted, one or more times, identically or differently,
 5 with a substituent selected from :
 halo-, hydroxyl-, -NHR⁷, -N(C₁-C₃-alkyl)-C(=O)R⁷, -N(C₁-C₃-alkyl)-
 C(=O)OR⁷, C₁-C₃-alkyl-, R⁷-S(=O)₂-, C₁-C₃-alkoxy-,

n, m, p
 10 represent, independently from each other, an integer of 0, 1, 2, or 3 ;

q represents an integer of 0, 1, 2 or 3 ;

or a stereoisomer, a tautomer, an N-oxide, a hydrate, a solvate, or a salt
 15 thereof, or a mixture of same.

In accordance with a third aspect, the present invention covers compounds of
 general formula (I), *supra*, in which :

20 R¹ represents an aryl group or a heteroaryl group
 - which is optionally substituted, one or more times, identically or
 differently, with a substituent selected from :
 halo-, hydroxyl-, cyano-, nitro-, C₁-C₆-alkyl-, halo-C₁-C₆-alkyl-, C₁-C₆-
 alkoxy-, halo-C₁-C₆-alkoxy-, hydroxy-C₁-C₆-alkyl, C₁-C₆-alkoxy-C₁-C₆-
 25 alkyl-, halo-C₁-C₆-alkoxy-C₁-C₆-alkyl-, -(CH₂)_q-N(H)C(=O)R⁶, R⁶-(C₁-C₆-
 alkyl)-, R⁶-(CH₂)_n(CHOH)(CH₂)_m-, R⁶-(C₁-C₆-alkoxy)-, R⁶-
 (CH₂)_n(CHOH)(CH₂)_p-O-, R⁶-(C₁-C₆-alkoxy-C₁-C₆-alkyl)-, R⁶-(C₁-C₆-alkoxy-
 C₁-C₆-alkyl)-O-, R⁶-O-, -C(=O)R⁶, -C(=O)O-R⁶, -OC(=O)-R⁶, -N(H)C(=O)R⁶,
 -N(H)C(=O)OR⁶, -N(R⁷)C(=O)R⁶, -N(H)C(=O)NR⁶R⁷, -N(R⁷)C(=O)NR⁶R⁷,
 30 -NR⁶R⁷, -C(=O)N(H)R⁶, -C(=O)NR⁶R⁷, R⁶-S-, R⁶-S(=O)-, R⁶-S(=O)₂-,
 -N(H)S(=O)R⁶, -N(R⁷)S(=O)R⁶, -S(=O)N(H)R⁶, -S(=O)NR⁶R⁷, -N(H)S(=O)₂R⁶,

-N(R⁷)S(=O)₂R⁶, -S(=O)₂N(H)R⁶, -S(=O)₂NR⁶R⁷, -S(=O)(=NR⁶)R⁷,
 -S(=O)(=NR⁷)R⁶, -N=S(=O)(R⁶)R⁷ ;

R² represents an aryl group or heteroaryl group

5 which is optionally substituted, one or more times, identically or differently, with a substituent selected from :

halo-, hydroxyl-, cyano-, nitro-, C₁-C₆-alkyl-, halo-C₁-C₆-alkyl-, C₁-C₆-alkoxy-, halo-C₁-C₆-alkoxy-, hydroxy-C₁-C₆-alkyl, C₁-C₆-alkoxy-C₁-C₆-alkyl-, halo-C₁-C₆-alkoxy-C₁-C₆-alkyl-, R⁸-(C₁-C₆-alkyl)-, R⁸-(CH₂)_n-, R⁸-,
 10 R⁸-(CH₂)_n(CHOH)(CH₂)_m-, R⁸-(C₁-C₆-alkoxy)-, R⁸-(CH₂)_n(CHOH)(CH₂)_p-O-, R⁸-(C₁-C₆-alkoxy-C₁-C₆-alkyl)-, R⁸-(C₁-C₆-alkoxy-C₁-C₆-alkyl)-O-, -O-(CH₂)_n-C(=O)NR⁸R⁷, R⁸-O-, -C(=O)R⁸, -C(=O)O-R⁸, -OC(=O)-R⁸, -N(H)C(=O)R⁸,
 -N(R⁷)C(=O)R⁸, -N(H)C(=O)NR⁸R⁷, -N(R⁷)C(=O)NR⁸R⁷, -NR⁸R⁷, -C(=O)N(H)R⁸, -C(=O)NR⁸R⁷, R⁸-S-, R⁸-S(=O)-, R⁸-S(=O)₂-, -N(H)S(=O)R⁸, -N(R⁷)S(=O)R⁸, -S(=O)N(H)R⁸, -S(=O)NR⁸R⁷, -N(H)S(=O)₂R⁸,
 15 -N(R⁷)S(=O)₂R⁸, -S(=O)₂N(H)R⁸, -S(=O)₂NR⁸R⁷, -S(=O)(=NR⁸)R⁷, -S(=O)(=NR⁷)R⁸, -N=S(=O)(R⁸)R⁷ ;

R³, R⁴, R⁵

20 represent a hydrogen atom ;

R⁶ represents a hydrogen atom, or a C₁-C₆-alkyl- group, wherein C₁-C₆-alkyl-

is optionally substituted, one or more times, identically or differently,
 25 with a substituent selected from :

halo-, hydroxyl-, C₁-C₃-alkyl-, R⁷O-

R⁷ represents a hydrogen atom, or a C₁-C₆-alkyl- group, wherein C₁-C₆-alkyl- is optionally substituted with one or more identical or different
 30 halogen atoms ;

- R^8 represents a hydrogen atom, or a C_1 - C_6 -alkyl- group, wherein C_1 - C_6 -alkyl-
is optionally substituted, one or more times, identically or differently,
with a substituent selected from :
- 5 halo-, hydroxyl-, $-NHR^7$, $-N(C_1-C_3\text{-alkyl})-C(=O)R^7$, $-N(C_1-C_3\text{-alkyl})-C(=O)OR^7$, C_1 - C_3 -alkyl-, $R^7-S(=O)_2$ -, C_1 - C_3 -alkoxy-,
- n represents an integer of 0 or 1 ;
- 10 m represents an integer of 0, 1 or 2 ;
- p represents an integer of 1 or 2 ;
- q represents an integer of 0, 1 or 2 ;
- 15 or a stereoisomer, a tautomer, an N-oxide, a hydrate, a solvate, or a salt thereof, or a mixture of same.

In accordance with a fourth aspect, the present invention covers compounds of
20 general formula (I), *supra*, in which :

- R^1 represents a phenyl group, a pyridyl group or an indolyl group
- which is optionally substituted, one or more times, identically or
differently, with a substituent selected from :
- 25 halo-, hydroxyl-, cyano-, nitro-, C_1 - C_6 -alkyl-, halo- C_1 - C_6 -alkyl-, C_1 - C_6 -alkoxy-, halo- C_1 - C_6 -alkoxy-, hydroxy- C_1 - C_6 -alkyl, C_1 - C_6 -alkoxy- C_1 - C_6 -alkyl-, halo- C_1 - C_6 -alkoxy- C_1 - C_6 -alkyl-, $-(CH_2)_q-N(H)C(=O)R^6$, $R^6-(C_1-C_6\text{-alkyl})$ -, $R^6-(CH_2)_n(CHOH)(CH_2)_m$ -, $R^6-(C_1-C_6\text{-alkoxy})$ -, $R^6-(CH_2)_n(CHOH)(CH_2)_p-O$ -, $R^6-(C_1-C_6\text{-alkoxy-}C_1-C_6\text{-alkyl})$ -, $R^6-(C_1-C_6\text{-alkoxy-}C_1-C_6\text{-alkyl})-O$ -, R^6-O -, $-C(=O)R^6$, $-C(=O)O-R^6$, $-OC(=O)-R^6$, $-N(H)C(=O)R^6$, $-N(H)C(=O)OR^6$, $-N(R^7)C(=O)R^6$, $-N(H)C(=O)NR^6R^7$, $-N(R^7)C(=O)NR^6R^7$,
- 30

-NR⁶R⁷, -C(=O)N(H)R⁶, -C(=O)NR⁶R⁷, R⁶-S-, R⁶-S(=O)-, R⁶-S(=O)₂-,
 -N(H)S(=O)R⁶, -N(R⁷)S(=O)R⁶, -S(=O)N(H)R⁶, -S(=O)NR⁶R⁷, -N(H)S(=O)₂R⁶,
 -N(R⁷)S(=O)₂R⁶, -S(=O)₂N(H)R⁶, -S(=O)₂NR⁶R⁷, -S(=O)(=NR⁶)R⁷,
 -S(=O)(=NR⁷)R⁶, -N=S(=O)(R⁶)R⁷ ;

5

R² represents a phenyl group, a pyridyl group or a pyrimidinyl group which is optionally substituted, one or more times, identically or differently, with a substituent selected from :

halo-, cyano-, nitro-, C₁-C₆-alkyl-, halo-C₁-C₆-alkyl-, C₁-C₆-alkoxy-, halo-
 10 C₁-C₆-alkoxy-, R⁸-(CH₂)_n-, R⁸-, -O-(CH₂)_n-C(=O)NR⁸R⁷, -C(=O)N(H)R⁸, -
 C(=O)NR⁸R⁷, R⁸-S-, R⁸-S(=O)-, R⁸-S(=O)₂-, -N(H)S(=O)R⁸, -N(R⁷)S(=O)R⁸, -
 S(=O)N(H)R⁸, -S(=O)NR⁸R⁷, -S(=O)₂N(H)R⁸, -S(=O)₂NR⁸R⁷ ;

R³, R⁴, R⁵

15 represent a hydrogen atom ;

R⁶ represents a hydrogen atom, or a C₁-C₆-alkyl- group, wherein C₁-C₆-
 alkyl-
 is optionally substituted, one or more times, identically or differently,
 20 with a substituent selected from :
 halo-, hydroxyl-, C₁-C₃-alkyl-, R⁷O-

R⁷ represents a hydrogen atom, or a C₁-C₆-alkyl- group, wherein C₁-C₆-
 alkyl- is optionally substituted with one or more identical or different
 25 halogen atoms ;

R⁸ represents a hydrogen atom, or a C₁-C₆-alkyl- group, wherein C₁-C₆-
 alkyl-
 is optionally substituted, one or more times, identically or differently,
 30 with a substituent selected from :

halo-, hydroxyl-, -NHR^7 , $\text{-N(C}_1\text{-C}_3\text{-alkyl)-C(=O)R}^7$, $\text{-N(C}_1\text{-C}_3\text{-alkyl)-C(=O)OR}^7$, $\text{C}_1\text{-C}_3\text{-alkyl-}$, $\text{R}^7\text{-S(=O)}_2\text{-}$, $\text{C}_1\text{-C}_3\text{-alkoxy-}$,

n represents an integer of 0 or 1 ;

5

q represents an integer of 0, 1 or 2 ;

or a stereoisomer, a tautomer, an N-oxide, a hydrate, a solvate, or a salt thereof, or a mixture of same.

10

In accordance with a fifth aspect, the present invention covers compounds of general formula (I), *supra*, in which :

R^1 represents an aryl group or a heteroaryl group

15

- which is optionally substituted, one or more times, identically or differently, with a substituent selected from :

halo-, hydroxy-, cyano-, nitro-, $\text{C}_1\text{-C}_6\text{-alkyl-}$, halo- $\text{C}_1\text{-C}_6\text{-alkyl-}$, $\text{C}_1\text{-C}_6\text{-alkoxy-}$, halo- $\text{C}_1\text{-C}_6\text{-alkoxy-}$, hydroxy- $\text{C}_1\text{-C}_6\text{-alkyl}$, $\text{C}_1\text{-C}_6\text{-alkoxy-C}_1\text{-C}_6\text{-alkyl-}$, halo- $\text{C}_1\text{-C}_6\text{-alkoxy-C}_1\text{-C}_6\text{-alkyl-}$, $\text{-(CH}_2\text{)}_q\text{-N(H)C(=O)R}^6$, $\text{R}^6\text{-(C}_1\text{-C}_6\text{-alkyl)-}$, $\text{R}^6\text{-(CH}_2\text{)}_n\text{(CHOH)(CH}_2\text{)}_m\text{-}$, $\text{R}^6\text{-(C}_1\text{-C}_6\text{-alkoxy)-}$, $\text{R}^6\text{-(CH}_2\text{)}_n\text{(CHOH)(CH}_2\text{)}_p\text{-O-}$, $\text{R}^6\text{-(C}_1\text{-C}_6\text{-alkoxy-C}_1\text{-C}_6\text{-alkyl)-}$, $\text{R}^6\text{-(C}_1\text{-C}_6\text{-alkoxy-C}_1\text{-C}_6\text{-alkyl)-O-}$, $\text{R}^6\text{-O-}$, -C(=O)R^6 , -C(=O)O-R^6 , -OC(=O)-R^6 , -N(H)C(=O)R^6 , -N(H)C(=O)OR^6 , $\text{-N(R}^7\text{)C(=O)R}^6$, $\text{-N(H)C(=O)NR}^6\text{R}^7$, $\text{-N(R}^7\text{)C(=O)NR}^6\text{R}^7$, $\text{-NR}^6\text{R}^7$, -C(=O)N(H)R^6 , $\text{-C(=O)NR}^6\text{R}^7$, $\text{R}^6\text{-S-}$, $\text{R}^6\text{-S(=O)-}$, $\text{R}^6\text{-S(=O)}_2\text{-}$, -N(H)S(=O)R^6 , $\text{-N(R}^7\text{)S(=O)R}^6$, -S(=O)N(H)R^6 , $\text{-S(=O)NR}^6\text{R}^7$, $\text{-N(H)S(=O)}_2\text{R}^6$, $\text{-N(R}^7\text{)S(=O)}_2\text{R}^6$, $\text{-S(=O)}_2\text{N(H)R}^6$, $\text{-S(=O)}_2\text{NR}^6\text{R}^7$, $\text{-S(=O)(=NR}^6\text{)R}^7$, $\text{-S(=O)(=NR}^7\text{)R}^6$, $\text{-N=S(=O)(R}^6\text{)R}^7$;

20

25

R^2 represents an aryl group or heteroaryl group

30

which is optionally substituted, one or more times, identically or differently, with a substituent selected from :

halo-, hydroxyl-, cyano-, nitro-, C₁-C₆-alkyl-, halo-C₁-C₆-alkyl-, C₁-C₆-alkoxy-, halo-C₁-C₆-alkoxy-, hydroxy-C₁-C₆-alkyl, C₁-C₆-alkoxy-C₁-C₆-alkyl-, halo-C₁-C₆-alkoxy-C₁-C₆-alkyl-, R⁸-(C₁-C₆-alkyl)-, R⁸-(CH₂)_n(CHOH)(CH₂)_m-, R⁸-(C₁-C₆-alkoxy)-, R⁸-(CH₂)_n(CHOH)(CH₂)_p-O-, R⁸-(C₁-C₆-alkoxy-C₁-C₆-alkyl)-, R⁸-(C₁-C₆-alkoxy-C₁-C₆-alkyl)-O-, -O-(CH₂)_n-C(=O)NR⁸R⁷, R⁸-O-, -C(=O)R⁸, -C(=O)O-R⁸, -OC(=O)-R⁸, -N(H)C(=O)R⁸, -N(R⁷)C(=O)R⁸, -N(H)C(=O)NR⁸R⁷, -N(R⁷)C(=O)NR⁸R⁷, -NR⁸R⁷, C(=O)N(H)R⁸, -C(=O)NR⁸R⁷, R⁸-S-, R⁸-S(=O)-, R⁸-S(=O)₂-, -N(H)S(=O)R⁸, -N(R⁷)S(=O)R⁸, -S(=O)N(H)R⁸, -S(=O)NR⁸R⁷, -N(H)S(=O)₂R⁸, -N(R⁷)S(=O)₂R⁸, -S(=O)₂N(H)R⁸, -S(=O)₂NR⁸R⁷, -S(=O)(=NR⁸)R⁷, S(=O)(=NR⁷)R⁸, -N=S(=O)(R⁸)R⁷ ;

R³ represents a hydrogen atom, a halogen atom, a hydroxy-, amino, cyano-, nitro-, C₁-C₄-alkyl-, halo-C₁-C₄-alkyl-, C₁-C₄-alkoxy-, halo-C₁-C₄-alkoxy-, hydroxy-C₁-C₄-alkyl, C₁-C₄-alkoxy-C₁-C₄-alkyl-, halo-C₁-C₄-alkoxy-C₁-C₄-alkyl-, C₂-C₆-alkenyl-, C₂-C₆-alkynyl-, halo-C₂-C₆-alkenyl-, halo-C₂-C₆-alkynyl-, C₃-C₆-cycloalkyl-, halo-C₃-C₆-cycloalkyl- group ;

R⁴ represents a hydrogen atom, a halogen atom, a hydroxy-, amino, cyano-, nitro-, C₁-C₄-alkyl-, halo-C₁-C₄-alkyl-, C₁-C₄-alkoxy-, halo-C₁-C₄-alkoxy-, hydroxy-C₁-C₄-alkyl, C₁-C₄-alkoxy-C₁-C₄-alkyl-, halo-C₁-C₄-alkoxy-C₁-C₄-alkyl-, C₂-C₆-alkenyl-, C₂-C₆-alkynyl-, halo-C₂-C₆-alkenyl-, halo-C₂-C₆-alkynyl-, C₃-C₆-cycloalkyl-, halo-C₃-C₆-cycloalkyl- group ;

R⁵ represents a hydrogen atom ;

R⁶ represents a hydrogen atom, or a C₁-C₆-alkyl- group, wherein C₁-C₆-alkyl- is optionally substituted with one or more identical or different halogen atoms ;

R⁷ represents a hydrogen atom, or a C₁-C₆-alkyl- group, wherein C₁-C₆-alkyl- is optionally substituted with one or more identical or different halogen atoms ;

5 R⁸ represents a hydrogen atom, or a C₁-C₆-alkyl- group, wherein C₁-C₆-alkyl- is optionally substituted with one or more identical or different halogen atoms ;

n, m, p

10 represent, independently from each other, an integer of 0, 1, 2, 3, 4, or 5 ;

q represents an integer of 0, 1, 2 or 3 ;

15 or a stereoisomer, a tautomer, an N-oxide, a hydrate, a solvate, or a salt thereof, or a mixture of same.

In accordance with a sixth aspect, the present invention covers compounds of general formula (I), *supra*, in which :

20

R¹ represents an aryl group or a heteroaryl group
- which is optionally substituted, one or more times, identically or differently, with a substituent selected from :
halo-, hydroxyl-, cyano-, nitro-, C₁-C₆-alkyl-, halo-C₁-C₆-alkyl-, C₁-C₆-alkoxy-, halo-C₁-C₆-alkoxy-, hydroxy-C₁-C₆-alkyl, C₁-C₆-alkoxy-C₁-C₆-alkyl-, halo-C₁-C₆-alkoxy-C₁-C₆-alkyl-, -(CH₂)_q-N(H)C(=O)R⁶, R⁶-(C₁-C₆-alkyl)-, R⁶-(CH₂)_n(CHOH)(CH₂)_m-, R⁶-(C₁-C₆-alkoxy)-, R⁶-(CH₂)_n(CHOH)(CH₂)_p-O-, R⁶-(C₁-C₆-alkoxy-C₁-C₆-alkyl)-, R⁶-(C₁-C₆-alkoxy-C₁-C₆-alkyl)-O-, R⁶-O-, -C(=O)R⁶, -C(=O)O-R⁶, -OC(=O)-R⁶, -N(H)C(=O)R⁶,
25 -N(H)C(=O)OR⁶, -N(R⁷)C(=O)R⁶, -N(H)C(=O)NR⁶R⁷, -N(R⁷)C(=O)NR⁶R⁷,
30 -NR⁶R⁷, -C(=O)N(H)R⁶, -C(=O)NR⁶R⁷, R⁶-S-, R⁶-S(=O)-, R⁶-S(=O)₂-,

-N(H)S(=O)R⁶, -N(R⁷)S(=O)R⁶, -S(=O)N(H)R⁶, -S(=O)NR⁶R⁷, -N(H)S(=O)₂R⁶,
 -N(R⁷)S(=O)₂R⁶, -S(=O)₂N(H)R⁶, -S(=O)₂NR⁶R⁷, -S(=O)(=NR⁶)R⁷,
 -S(=O)(=NR⁷)R⁶, -N=S(=O)(R⁶)R⁷ ;

- 5 R² represents an aryl group or heteroaryl group
 which is optionally substituted, one or more times, identically or
 differently, with a substituent selected from :
- halo-, hydroxyl-, cyano-, nitro-, C₁-C₆-alkyl-, halo-C₁-C₆-alkyl-, C₁-C₆-
 alkoxy-, halo-C₁-C₆-alkoxy-, hydroxy-C₁-C₆-alkyl, C₁-C₆-alkoxy-C₁-C₆-
 10 alkyl-, halo-C₁-C₆-alkoxy-C₁-C₆-alkyl-, R⁸-(C₁-C₆-alkyl)-, R⁸-
 (CH₂)_n(CHOH)(CH₂)_m-, R⁸-(C₁-C₆-alkoxy)-, R⁸-(CH₂)_n(CHOH)(CH₂)_p-O-, R⁸-
 (C₁-C₆-alkoxy-C₁-C₆-alkyl)-, R⁸-(C₁-C₆-alkoxy-C₁-C₆-alkyl)-O-, -O-(CH₂)_n-
 C(=O)NR⁸R⁷, R⁸-O-, -C(=O)R⁸, -C(=O)O-R⁸, -OC(=O)-R⁸, -N(H)C(=O)R⁸,
 N(R⁷)C(=O)R⁸, -N(H)C(=O)NR⁸R⁷, -N(R⁷)C(=O)NR⁸R⁷, -NR⁸R⁷,
 15 C(=O)N(H)R⁸, -C(=O)NR⁸R⁷, R⁸-S-, R⁸-S(=O)-, R⁸-S(=O)₂-, -N(H)S(=O)R⁸,
 N(R⁷)S(=O)R⁸, -S(=O)N(H)R⁸, -S(=O)NR⁸R⁷, -N(H)S(=O)₂R⁸,
 N(R⁷)S(=O)₂R⁸, -S(=O)₂N(H)R⁸, -S(=O)₂NR⁸R⁷, -S(=O)(=NR⁸)R⁷,
 S(=O)(=NR⁷)R⁸, -N=S(=O)(R⁸)R⁷ ;
- 20 R³ represents a hydrogen atom, a halogen atom, a hydroxy-, C₁-C₄-alkyl-,
 halo-C₁-C₄-alkyl-, C₁-C₄-alkoxy- group ;
- R⁴ represents a hydrogen atom, a halogen atom, a C₁-C₆-alkyl-, halo-C₁-C₆-
 alkyl-, C₁-C₆-alkoxy- group ;
- 25 R⁵ represents a hydrogen atom ;
- R⁶ represents a hydrogen atom, or a C₁-C₆-alkyl- group, wherein C₁-C₆-
 alkyl- is optionally substituted with one or more identical or different
 30 halogen atoms ;

R⁷ represents a hydrogen atom, or a C₁-C₆-alkyl- group, wherein C₁-C₆-alkyl- is optionally substituted with one or more identical or different halogen atoms ;

5 R⁸ represents a hydrogen atom, or a C₁-C₆-alkyl- group, wherein C₁-C₆-alkyl- is optionally substituted with one or more identical or different halogen atoms ;

n, m, p

10 represent, independently from each other, an integer of 0, 1, 2, or 3 ;

q represents an integer of 0, 1, 2 or 3 ;

or a stereoisomer, a tautomer, an N-oxide, a hydrate, a solvate, or a salt

15 thereof, or a mixture of same.

In accordance with a seventh aspect, the present invention covers compounds of general formula (I), *supra*, in which :

20 R¹ represents an aryl group or a heteroaryl group
- which is optionally substituted, one or more times, identically or differently, with a substituent selected from :
halo-, hydroxyl-, cyano-, nitro-, C₁-C₆-alkyl-, halo-C₁-C₆-alkyl-, C₁-C₆-alkoxy-, halo-C₁-C₆-alkoxy-, hydroxy-C₁-C₆-alkyl, C₁-C₆-alkoxy-C₁-C₆-alkyl-, halo-C₁-C₆-alkoxy-C₁-C₆-alkyl-, -(CH₂)_q-N(H)C(=O)R⁶, R⁶-(C₁-C₆-alkyl)-, R⁶-(CH₂)_n(CHOH)(CH₂)_m-, R⁶-(C₁-C₆-alkoxy)-, R⁶-(CH₂)_n(CHOH)(CH₂)_p-O-, R⁶-(C₁-C₆-alkoxy-C₁-C₆-alkyl)-, R⁶-(C₁-C₆-alkoxy-C₁-C₆-alkyl)-O-, R⁶-O-, -C(=O)R⁶, -C(=O)O-R⁶, -OC(=O)-R⁶, -N(H)C(=O)R⁶, -N(H)C(=O)OR⁶, -N(R⁷)C(=O)R⁶, -N(H)C(=O)NR⁶R⁷, -N(R⁷)C(=O)NR⁶R⁷,
25 -NR⁶R⁷, -C(=O)N(H)R⁶, -C(=O)NR⁶R⁷, R⁶-S-, R⁶-S(=O)-, R⁶-S(=O)₂-,
30 -N(H)S(=O)R⁶, -N(R⁷)S(=O)R⁶, -S(=O)N(H)R⁶, -S(=O)NR⁶R⁷, -N(H)S(=O)₂R⁶,

-N(R⁷)S(=O)₂R⁶, -S(=O)₂N(H)R⁶, -S(=O)₂NR⁶R⁷, -S(=O)(=NR⁶)R⁷,
 -S(=O)(=NR⁷)R⁶, -N=S(=O)(R⁶)R⁷ ;

R² represents an aryl group or heteroaryl group

5 which is optionally substituted, one or more times, identically or differently, with a substituent selected from :

halo-, hydroxyl-, cyano-, nitro-, C₁-C₆-alkyl-, halo-C₁-C₆-alkyl-, C₁-C₆-alkoxy-, halo-C₁-C₆-alkoxy-, hydroxy-C₁-C₆-alkyl, C₁-C₆-alkoxy-C₁-C₆-alkyl-, halo-C₁-C₆-alkoxy-C₁-C₆-alkyl-, R⁸-(C₁-C₆-alkyl)-, R⁸-

10 (CH₂)_n(CHOH)(CH₂)_m-, R⁸-(C₁-C₆-alkoxy)-, R⁸-(CH₂)_n(CHOH)(CH₂)_p-O-, R⁸-(C₁-C₆-alkoxy-C₁-C₆-alkyl)-, R⁸-(C₁-C₆-alkoxy-C₁-C₆-alkyl)-O-, -O-(CH₂)_n-C(=O)NR⁸R⁷, R⁸-O-, -C(=O)R⁸, -C(=O)O-R⁸, -OC(=O)-R⁸, -N(H)C(=O)R⁸, -N(R⁷)C(=O)R⁸, -N(H)C(=O)NR⁸R⁷, -N(R⁷)C(=O)NR⁸R⁷, -NR⁸R⁷, -C(=O)N(H)R⁸, -C(=O)NR⁸R⁷, R⁸-S-, R⁸-S(=O)-, R⁸-S(=O)₂-, -N(H)S(=O)R⁸, -N(R⁷)S(=O)R⁸, -S(=O)N(H)R⁸, -S(=O)NR⁸R⁷, -N(H)S(=O)₂R⁸, -N(R⁷)S(=O)₂R⁸, -S(=O)₂N(H)R⁸, -S(=O)₂NR⁸R⁷, -S(=O)(=NR⁸)R⁷, -S(=O)(=NR⁷)R⁸, -N=S(=O)(R⁸)R⁷ ;

R³, R⁴, R⁵

20 represent a hydrogen atom ;

R⁶ represents a hydrogen atom, or a C₁-C₆-alkyl- group, wherein C₁-C₆-alkyl- is optionally substituted with one or more identical or different halogen atoms ;

25

R⁷ represents a hydrogen atom, or a C₁-C₆-alkyl- group, wherein C₁-C₆-alkyl- is optionally substituted with one or more identical or different halogen atoms ;

R⁸ represents a hydrogen atom, or a C₁-C₆-alkyl- group, wherein C₁-C₆-alkyl- is optionally substituted with one or more identical or different halogen atoms ;

5 n represents an integer of 0 or 1 ;

m represents an integer of 0, 1 or 2 ;

p represents an integer of 1 or 2 ;

10

q represents an integer of 0, 1 or 2 ;

or a stereoisomer, a tautomer, an N-oxide, a hydrate, a solvate, or a salt thereof, or a mixture of same.

15

In accordance with an eighth aspect, the present invention covers compounds of general formula (I), *supra*, in which :

R¹ represents a phenyl group, a pyridyl group or an indolyl group

20

- which is optionally substituted, one or more times, identically or differently, with a substituent selected from :

halo-, hydroxyl-, cyano-, nitro-, C₁-C₆-alkyl-, halo-C₁-C₆-alkyl-, C₁-C₆-alkoxy-, halo-C₁-C₆-alkoxy-, hydroxy-C₁-C₆-alkyl, C₁-C₆-alkoxy-C₁-C₆-alkyl-, halo-C₁-C₆-alkoxy-C₁-C₆-alkyl-, -(CH₂)_q-N(H)C(=O)R⁶, R⁶-(C₁-C₆-alkyl)-, R⁶-(CH₂)_n(CHOH)(CH₂)_m-, R⁶-(C₁-C₆-alkoxy)-, R⁶-(CH₂)_n(CHOH)(CH₂)_p-O-, R⁶-(C₁-C₆-alkoxy-C₁-C₆-alkyl)-, R⁶-(C₁-C₆-alkoxy-C₁-C₆-alkyl)-O-, R⁶-O-, -C(=O)R⁶, -C(=O)O-R⁶, -OC(=O)-R⁶, -N(H)C(=O)R⁶, -N(H)C(=O)OR⁶, -N(R⁷)C(=O)R⁶, -N(H)C(=O)NR⁶R⁷, -N(R⁷)C(=O)NR⁶R⁷, -NR⁶R⁷, -C(=O)N(H)R⁶, -C(=O)NR⁶R⁷, R⁶-S-, R⁶-S(=O)-, R⁶-S(=O)₂-,

25

-N(H)S(=O)R⁶, -N(R⁷)S(=O)R⁶, -S(=O)N(H)R⁶, -S(=O)NR⁶R⁷, -N(H)S(=O)₂R⁶,

30

-N(R⁷)S(=O)₂R⁶, -S(=O)₂N(H)R⁶, -S(=O)₂NR⁶R⁷, -S(=O)(=NR⁶)R⁷,
 -S(=O)(=NR⁷)R⁶, -N=S(=O)(R⁶)R⁷ ;

5 R² represents a phenyl group, a pyridyl group or a pyrimidinyl group
 which is optionally substituted, one or more times, identically or
 differently, with a substituent selected from :
 halo-, cyano-, nitro-, C₁-C₆-alkyl-, halo-C₁-C₆-alkyl-, C₁-C₆-alkoxy-, halo-
 C₁-C₆-alkoxy-, -O-(CH₂)_n-C(=O)NR⁸R⁷, -C(=O)N(H)R⁸, -C(=O)NR⁸R⁷, R⁸-S-,
 R⁸-S(=O)-, R⁸-S(=O)₂-, -N(H)S(=O)R⁸, -N(R⁷)S(=O)R⁸, -S(=O)N(H)R⁸,
 10 S(=O)NR⁸R⁷, -S(=O)₂N(H)R⁸, -S(=O)₂NR⁸R⁷ ;

R³, R⁴, R⁵
 represent a hydrogen atom ;

15 R⁶ represents a hydrogen atom, or a C₁-C₆-alkyl- group, wherein C₁-C₆-
 alkyl- is optionally substituted with one or more identical or different
 halogen atoms ;

20 R⁷ represents a hydrogen atom, or a C₁-C₆-alkyl- group, wherein C₁-C₆-
 alkyl- is optionally substituted with one or more identical or different
 halogen atoms ;

25 R⁸ represents a hydrogen atom, or a C₁-C₆-alkyl- group, wherein C₁-C₆-
 alkyl- is optionally substituted with one or more identical or different
 halogen atoms ;

n represents an integer of 0 or 1 ;

q represents an integer of 0, 1 or 2 ;

or a stereoisomer, a tautomer, an N-oxide, a hydrate, a solvate, or a salt thereof, or a mixture of same.

In an embodiment of the above-mentioned aspects, the invention relates to
5 compounds of formula (I), wherein :

R¹ represents an aryl group or a heteroaryl group
- which is optionally substituted, one or more times, identically or
differently, with a substituent selected from :
10 halo-, hydroxy-, cyano-, nitro-, C₁-C₆-alkyl-, halo-C₁-C₆-alkyl-, C₁-C₆-
alkoxy-, halo-C₁-C₆-alkoxy-, hydroxy-C₁-C₆-alkyl, C₁-C₆-alkoxy-C₁-C₆-
alkyl-, halo-C₁-C₆-alkoxy-C₁-C₆-alkyl-, -(CH₂)_q-N(H)C(=O)R⁶, R⁶-(C₁-C₆-
alkyl)-, R⁶-(CH₂)_n(CHOH)(CH₂)_m-, R⁶-(C₁-C₆-alkoxy)-, R⁶-
(CH₂)_n(CHOH)(CH₂)_p-O-, R⁶-(C₁-C₆-alkoxy-C₁-C₆-alkyl)-, R⁶-(C₁-C₆-alkoxy-
15 C₁-C₆-alkyl)-O-, R⁶-O-, -C(=O)R⁶, -C(=O)O-R⁶, -OC(=O)-R⁶, -N(H)C(=O)R⁶,
-N(H)C(=O)OR⁶, -N(R⁷)C(=O)R⁶, -N(H)C(=O)NR⁶R⁷, -N(R⁷)C(=O)NR⁶R⁷,
-NR⁶R⁷, -C(=O)N(H)R⁶, -C(=O)NR⁶R⁷, R⁶-S-, R⁶-S(=O)-, R⁶-S(=O)₂-,
-N(H)S(=O)R⁶, -N(R⁷)S(=O)R⁶, -S(=O)N(H)R⁶, -S(=O)NR⁶R⁷, -N(H)S(=O)₂R⁶,
-N(R⁷)S(=O)₂R⁶, -S(=O)₂N(H)R⁶, -S(=O)₂NR⁶R⁷, -S(=O)(=NR⁶)R⁷,
20 -S(=O)(=NR⁷)R⁶, -N=S(=O)(R⁶)R⁷.

In an embodiment of the above-mentioned aspects, the invention relates to
compounds of formula (I), wherein :

25 R² represents an aryl group or heteroaryl group
which is optionally substituted, one or more times, identically or
differently, with a substituent selected from :
halo-, hydroxyl-, cyano-, nitro-, C₁-C₆-alkyl-, halo-C₁-C₆-alkyl-, C₁-C₆-
alkoxy-, halo-C₁-C₆-alkoxy-, hydroxy-C₁-C₆-alkyl, C₁-C₆-alkoxy-C₁-C₆-
30 alkyl-, halo-C₁-C₆-alkoxy-C₁-C₆-alkyl-, R⁸-(C₁-C₆-alkyl)-, R⁸-
(CH₂)_n(CHOH)(CH₂)_m-, R⁸-(C₁-C₆-alkoxy)-, R⁸-(CH₂)_n(CHOH)(CH₂)_p-O-, R⁸-

$(C_1-C_6\text{-alkoxy-}C_1-C_6\text{-alkyl})-$, $R^8-(C_1-C_6\text{-alkoxy-}C_1-C_6\text{-alkyl})-O-$, $-O-(CH_2)_n-$
 $C(=O)NR^8R^7$, R^8-O- , $-C(=O)R^8$, $-C(=O)O-R^8$, $-OC(=O)-R^8$, $-N(H)C(=O)R^8$,
 $N(R^7)C(=O)R^8$, $-N(H)C(=O)NR^8R^7$, $-N(R^7)C(=O)NR^8R^7$, $-NR^8R^7$,
 $C(=O)N(H)R^8$, $-C(=O)NR^8R^7$, R^8-S- , $R^8-S(=O)-$, $R^8-S(=O)_2-$, $-N(H)S(=O)R^8$,
5 $N(R^7)S(=O)R^8$, $-S(=O)N(H)R^8$, $-S(=O)NR^8R^7$, $-N(H)S(=O)_2R^8$,
 $N(R^7)S(=O)_2R^8$, $-S(=O)_2N(H)R^8$, $-S(=O)_2NR^8R^7$, $-S(=O)(=NR^8)R^7$,
 $S(=O)(=NR^7)R^8$, $-N=S(=O)(R^8)R^7$.

In an embodiment of the above-mentioned aspects, the invention relates to
 10 compounds of formula (I), wherein :

R^3 represents a hydrogen atom, a halogen atom, a hydroxy-, amino,
 cyano-, nitro-, C_1-C_4 -alkyl-, halo- C_1-C_4 -alkyl-, C_1-C_4 -alkoxy-, halo- C_1-C_4 -
 alkoxy-, hydroxy- C_1-C_4 -alkyl, C_1-C_4 -alkoxy- C_1-C_4 -alkyl-, halo- C_1-C_4 -
 15 alkoxy- C_1-C_4 -alkyl-, C_2-C_6 -alkenyl-, C_2-C_6 -alkynyl-, halo- C_2-C_6 -alkenyl-,
 halo- C_2-C_6 -alkynyl-, C_3-C_6 -cycloalkyl-, halo- C_3-C_6 -cycloalkyl- group.

In an embodiment of the above-mentioned aspects, the invention relates to
 compounds of formula (I), wherein :

20

R^4 represents a hydrogen atom, a halogen atom, a hydroxy-, amino,
 cyano-, nitro-, C_1-C_4 -alkyl-, halo- C_1-C_4 -alkyl-, C_1-C_4 -alkoxy-, halo- C_1-C_4 -
 alkoxy-, hydroxy- C_1-C_4 -alkyl, C_1-C_4 -alkoxy- C_1-C_4 -alkyl-, halo- C_1-C_4 -
 alkoxy- C_1-C_4 -alkyl-, C_2-C_6 -alkenyl-, C_2-C_6 -alkynyl-, halo- C_2-C_6 -alkenyl-,
 25 halo- C_2-C_6 -alkynyl-, C_3-C_6 -cycloalkyl-, halo- C_3-C_6 -cycloalkyl- group.

In an embodiment of the above-mentioned aspects, the invention relates to
 compounds of formula (I), wherein :

30 R^5 represents a hydrogen atom.

In an embodiment of the above-mentioned aspects, the invention relates to compounds of formula (I), wherein :

- 5 R^6 represents a hydrogen atom, or a C_1 - C_6 -alkyl- group, wherein C_1 - C_6 -alkyl- is optionally substituted with one or more identical or different halogen atoms.

In an embodiment of the above-mentioned aspects, the invention relates to compounds of formula (I), wherein :

10

- R^7 represents a hydrogen atom, or a C_1 - C_6 -alkyl- group, wherein C_1 - C_6 -alkyl- is optionally substituted with one or more identical or different halogen atoms.

- 15 In an embodiment of the above-mentioned aspects, the invention relates to compounds of formula (I), wherein :

- 20 R^8 represents a hydrogen atom, or a C_1 - C_6 -alkyl- group, wherein C_1 - C_6 -alkyl- is optionally substituted with one or more identical or different halogen atoms.

In an embodiment of the above-mentioned aspects, the invention relates to compounds of formula (I), wherein :

- 25 n, m, p
 represent, independently from each other, an integer of 0, 1, 2, 3, 4, or 5.

- 30 In an embodiment of the above-mentioned aspects, the invention relates to compounds of formula (I), wherein :

q represents an integer of 0, 1, 2 or 3.

In an embodiment of the above-mentioned aspects, the invention relates to compounds of formula (I), wherein :

5

R^3 represents a hydrogen atom, a halogen atom, a hydroxy-, C_1 - C_4 -alkyl-, halo- C_1 - C_4 -alkyl-, C_1 - C_4 -alkoxy- group.

10 In an embodiment of the above-mentioned aspects, the invention relates to compounds of formula (I), wherein :

R^4 represents a hydrogen atom, a halogen atom, a C_1 - C_6 -alkyl-, halo- C_1 - C_6 -alkyl-, C_1 - C_6 -alkoxy- group.

15 In an embodiment of the above-mentioned aspects, the invention relates to compounds of formula (I), wherein :

R^5 represents a hydrogen atom.

20 In an embodiment of the above-mentioned aspects, the invention relates to compounds of formula (I), wherein :

n, m, p

represent, independently from each other, an integer of 0, 1, 2, or 3.

25

In an embodiment of the above-mentioned aspects, the invention relates to compounds of formula (I), wherein :

R^3 represents a hydrogen atom.

30

In an embodiment of the above-mentioned aspects, the invention relates to compounds of formula (I), wherein :

R^4 represents a hydrogen atom.

5

In an embodiment of the above-mentioned aspects, the invention relates to compounds of formula (I), wherein :

n represents an integer of 0 or 1.

10

In an embodiment of the above-mentioned aspects, the invention relates to compounds of formula (I), wherein :

m represents an integer of 0, 1 or 2.

15

In an embodiment of the above-mentioned aspects, the invention relates to compounds of formula (I), wherein :

p represents an integer of 1 or 2.

20

In an embodiment of the above-mentioned aspects, the invention relates to compounds of formula (I), wherein :

q represents an integer of 0, 1 or 2.

25

In an embodiment of the above-mentioned aspects, the invention relates to compounds of formula (I), wherein :

R^1 represents a phenyl group, a pyridyl group or an indolyl group
- which is optionally substituted, one or more times, identically or differently, with a substituent selected from :

30

halo-, hydroxyl-, cyano-, nitro-, C₁-C₆-alkyl-, halo-C₁-C₆-alkyl-, C₁-C₆-alkoxy-, halo-C₁-C₆-alkoxy-, hydroxy-C₁-C₆-alkyl, C₁-C₆-alkoxy-C₁-C₆-alkyl-, halo-C₁-C₆-alkoxy-C₁-C₆-alkyl-, $-(CH_2)_q-N(H)C(=O)R^6$, $R^6-(C_1-C_6-alkyl)-$, $R^6-(CH_2)_n(CHOH)(CH_2)_m-$, $R^6-(C_1-C_6-alkoxy)-$, $R^6-(CH_2)_n(CHOH)(CH_2)_p-O-$, $R^6-(C_1-C_6-alkoxy-C_1-C_6-alkyl)-$, $R^6-(C_1-C_6-alkoxy-C_1-C_6-alkyl)-O-$, R^6-O- , $-C(=O)R^6$, $-C(=O)O-R^6$, $-OC(=O)-R^6$, $-N(H)C(=O)R^6$, $-N(H)C(=O)OR^6$, $-N(R^7)C(=O)R^6$, $-N(H)C(=O)NR^6R^7$, $-N(R^7)C(=O)NR^6R^7$, $-NR^6R^7$, $-C(=O)N(H)R^6$, $-C(=O)NR^6R^7$, R^6-S- , $R^6-S(=O)-$, $R^6-S(=O)_2-$, $-N(H)S(=O)R^6$, $-N(R^7)S(=O)R^6$, $-S(=O)N(H)R^6$, $-S(=O)NR^6R^7$, $-N(H)S(=O)_2R^6$, $-N(R^7)S(=O)_2R^6$, $-S(=O)_2N(H)R^6$, $-S(=O)_2NR^6R^7$, $-S(=O)(=NR^6)R^7$, $-S(=O)(=NR^7)R^6$, $-N=S(=O)(R^6)R^7$.

In an embodiment of the above-mentioned aspects, the invention relates to compounds of formula (I), wherein :

15

R^2 represents a phenyl group, a pyridyl group or a pyrimidinyl group which is optionally substituted, one or more times, identically or differently, with a substituent selected from :

20

halo-, cyano-, nitro-, C₁-C₆-alkyl-, halo-C₁-C₆-alkyl-, C₁-C₆-alkoxy-, halo-C₁-C₆-alkoxy-, $-O-(CH_2)_n-C(=O)NR^8R^7$, $-C(=O)N(H)R^8$, $-C(=O)NR^8R^7$, R^8-S- , $R^8-S(=O)-$, $R^8-S(=O)_2-$, $-N(H)S(=O)R^8$, $-N(R^7)S(=O)R^8$, $-S(=O)N(H)R^8$, $-S(=O)NR^8R^7$, $-S(=O)_2N(H)R^8$, $-S(=O)_2NR^8R^7$.

In an embodiment of the above-mentioned aspects, the invention relates to compounds of formula (I), wherein :

25

R^6 represents a hydrogen atom, or a C₁-C₆-alkyl- group, wherein C₁-C₆-alkyl- is optionally substituted, one or more times, identically or differently, with a substituent selected from :
halo-, hydroxyl-, C₁-C₃-alkyl-, R^7O- .

30

In an embodiment of the above-mentioned aspects, the invention relates to compounds of formula (I), wherein :

- 5 R^8 represents a hydrogen atom, or a C_1 - C_6 -alkyl- group, wherein C_1 - C_6 -alkyl-
 is optionally substituted, one or more times, identically or differently,
 with a substituent selected from :
 halo-, hydroxyl-, $-NHR^7$, $-N(C_1-C_3\text{-alkyl})-C(=O)R^7$, $-N(C_1-C_3\text{-alkyl})-$
 10 $C(=O)OR^7$, $C_1-C_3\text{-alkyl-}$, $R^7-S(=O)_2-$, $C_1-C_3\text{-alkoxy-}$.

In an embodiment of the above-mentioned aspects, the invention relates to compounds of formula (I), wherein :

- 15 R^1 represents a phenyl group or a pyridyl group
 - which is optionally substituted, one or more times, identically or
 differently, with a substituent selected from :
 halo-, C_1 - C_6 -alkyl-, halo- C_1 - C_6 -alkyl-, C_1 - C_6 -alkoxy-, halo- C_1 - C_6 -alkoxy-,
 hydroxy- C_1 - C_6 -alkyl, R^6 -(C_1 - C_6 -alkyl)-, $-N(H)C(=O)R^6$, $-N(R^7)C(=O)R^6$, -
 20 $C(=O)N(H)R^6$, $-C(=O)NR^6R^7$.

In an embodiment of the above-mentioned aspects, the invention relates to compounds of formula (I), wherein :

- 25 R^1 represents a phenyl group or a pyridyl group
 - which is optionally substituted, one or more times, identically or
 differently, with a substituent selected from :
 halo-, C_1 - C_6 -alkyl-, halo- C_1 - C_6 -alkyl-, C_1 - C_6 -alkoxy-, halo- C_1 - C_6 -alkoxy-,
 hydroxy- C_1 - C_6 -alkyl, R^6 -(C_1 - C_6 -alkyl)-, $-C(=O)N(H)R^6$, $-C(=O)NR^6R^7$.

In an embodiment of the above-mentioned aspects, the invention relates to compounds of formula (I), wherein :

R¹ represents a phenyl group or a pyridyl group

- 5 - which is optionally substituted, one or more times, identically or differently, with a substituent selected from :
halo-, C₁-C₆-alkyl-, halo-C₁-C₆-alkyl-, C₁-C₆-alkoxy-, halo-C₁-C₆-alkoxy-, hydroxy-C₁-C₆-alkyl, R⁶-(C₁-C₆-alkyl)-, -N(H)C(=O)R⁶, -N(R⁷)C(=O)R⁶.

- 10 In an embodiment of the above-mentioned aspects, the invention relates to compounds of formula (I), wherein :

R² represents an aryl group or heteroaryl group

which is optionally substituted, one or more times, identically or differently, with a substituent selected from :

- 15 halo-, hydroxyl-, cyano-, nitro-, C₁-C₆-alkyl-, halo-C₁-C₆-alkyl-, C₁-C₆-alkoxy-, halo-C₁-C₆-alkoxy-, hydroxy-C₁-C₆-alkyl, C₁-C₆-alkoxy-C₁-C₆-alkyl-, halo-C₁-C₆-alkoxy-C₁-C₆-alkyl-, R⁸-(C₁-C₆-alkyl)-, R⁸-(CH₂)_n-, R⁸-, R⁸-(CH₂)_n(CHOH)(CH₂)_m-, R⁸-(C₁-C₆-alkoxy)-, R⁸-(CH₂)_n(CHOH)(CH₂)_p-O-, R⁸-(C₁-C₆-alkoxy-C₁-C₆-alkyl)-, R⁸-(C₁-C₆-alkoxy-C₁-C₆-alkyl)-O-, -O-
20 (CH₂)_n-C(=O)NR⁸R⁷, R⁸-O-, -C(=O)R⁸, -C(=O)O-R⁸, -OC(=O)-R⁸, -N(H)C(=O)R⁸, -N(R⁷)C(=O)R⁸, -N(H)C(=O)NR⁸R⁷, -N(R⁷)C(=O)NR⁸R⁷, -NR⁸R⁷, -C(=O)N(H)R⁸, -C(=O)NR⁸R⁷, R⁸-S-, R⁸-S(=O)-, R⁸-S(=O)₂-, -N(H)S(=O)R⁸, -N(R⁷)S(=O)R⁸, -S(=O)N(H)R⁸, -S(=O)NR⁸R⁷, -N(H)S(=O)₂R⁸, -N(R⁷)S(=O)₂R⁸, -S(=O)₂N(H)R⁸, -S(=O)₂NR⁸R⁷, -S(=O)(=NR⁸)R⁷, -
25 S(=O)(=NR⁷)R⁸, -N=S(=O)(R⁸)R⁷.

In an embodiment of the above-mentioned aspects, the invention relates to compounds of formula (I), wherein :

- 30 R² represents a phenyl group, a pyridyl group or a pyrimidinyl group

which is optionally substituted, one or more times, identically or differently, with a substituent selected from :

halo-, cyano-, nitro-, C₁-C₆-alkyl-, halo-C₁-C₆-alkyl-, C₁-C₆-alkoxy-, halo-
C₁-C₆-alkoxy-, R⁸-(CH₂)_n-, R⁸-, -O-(CH₂)_n-C(=O)NR⁸R⁷, -C(=O)N(H)R⁸, -
5 C(=O)NR⁸R⁷, R⁸-S-, R⁸-S(=O)-, R⁸-S(=O)₂-, -N(H)S(=O)R⁸, -N(R⁷)S(=O)R⁸, -
S(=O)N(H)R⁸, -S(=O)NR⁸R⁷, -S(=O)₂N(H)R⁸, -S(=O)₂NR⁸R⁷.

In an embodiment of the above-mentioned aspects, the invention relates to compounds of formula (I), wherein :

10

R² represents a phenyl group

which is optionally substituted, one or more times, identically or differently, with a substituent selected from :

halo-, cyano-, nitro-, C₁-C₆-alkyl-, halo-C₁-C₆-alkyl-, C₁-C₆-alkoxy-, halo-
15 C₁-C₆-alkoxy-, R⁸-(CH₂)_n-, -O-(CH₂)_n-C(=O)NR⁸R⁷, -C(=O)N(H)R⁸, -
C(=O)NR⁸R⁷, R⁸-S-, R⁸-S(=O)-, R⁸-S(=O)₂-, -N(H)S(=O)R⁸, -N(R⁷)S(=O)R⁸, -
S(=O)N(H)R⁸, -S(=O)NR⁸R⁷, -S(=O)₂N(H)R⁸, -S(=O)₂NR⁸R⁷, -
S(=O)(=NR⁸)R⁷, -S(=O)(=NR⁷)R⁸.

20 In an embodiment of the above-mentioned aspects, the invention relates to compounds of formula (I), wherein :

R² represents a pyridyl group

which is optionally substituted, one or more times, identically or differently, with a substituent selected from :

halo-, cyano-, nitro-, C₁-C₆-alkyl-, halo-C₁-C₆-alkyl-, C₁-C₆-alkoxy-, halo-
25 C₁-C₆-alkoxy-, R⁸-(CH₂)_n-, -O-(CH₂)_n-C(=O)NR⁸R⁷, -C(=O)N(H)R⁸, -
C(=O)NR⁸R⁷, R⁸-S-, R⁸-S(=O)-, R⁸-S(=O)₂-, -N(H)S(=O)R⁸, -N(R⁷)S(=O)R⁸, -
S(=O)N(H)R⁸, -S(=O)NR⁸R⁷, -S(=O)₂N(H)R⁸, -S(=O)₂NR⁸R⁷, -
30 S(=O)(=NR⁸)R⁷, -S(=O)(=NR⁷)R⁸.

In an embodiment of the above-mentioned aspects, the invention relates to compounds of formula (I), wherein :

- 5 R^2 represents a pyrimidinyl group
which is optionally substituted, one or more times, identically or differently, with a substituent selected from :
halo-, cyano-, nitro-, C_1 - C_6 -alkyl-, halo- C_1 - C_6 -alkyl-, C_1 - C_6 -alkoxy-, halo- C_1 - C_6 -alkoxy-, R^8 -(CH_2) $_n$ -, -O-(CH_2) $_n$ -C(=O)NR 8 R 7 , -C(=O)N(H)R 8 , -C(=O)NR 8 R 7 , R^8 -S-, R^8 -S(=O)-, R^8 -S(=O) $_2$ -, -N(H)S(=O)R 8 , -N(R 7)S(=O)R 8 , -S(=O)N(H)R 8 , -S(=O)NR 8 R 7 , -S(=O) $_2$ N(H)R 8 , -S(=O) $_2$ NR 8 R 7 , -S(=O)(=NR 8)R 7 , -S(=O)(=NR 7)R 8 .

In an embodiment of the above-mentioned aspects, the invention relates to compounds of formula (I), wherein :

- 15 R^2 represents a phenyl group
which is optionally substituted, one or more times, identically or differently, with a substituent selected from :
cyano-, C_1 - C_6 -alkyl-, halo- C_1 - C_6 -alkyl-, C_1 - C_6 -alkoxy-, halo- C_1 - C_6 -alkoxy-,
20 R^8 -(CH_2) $_n$ -, -C(=O)N(H)R 8 , -C(=O)NR 8 R 7 , R^8 -S-, R^8 -S(=O)-, R^8 -S(=O) $_2$ -,
-S(=O)(=NR 8)R 7 , -S(=O)(=NR 7)R 8 .

In an embodiment of the above-mentioned aspects, the invention relates to compounds of formula (I), wherein :

- 25 R^2 represents a pyridyl group
which is optionally substituted, one or more times, identically or differently, with a substituent selected from :
cyano-, C_1 - C_6 -alkyl-, halo- C_1 - C_6 -alkyl-, C_1 - C_6 -alkoxy-, halo- C_1 - C_6 -alkoxy-,
30 R^8 -(CH_2) $_n$ -, -C(=O)N(H)R 8 , -C(=O)NR 8 R 7 , R^8 -S-, R^8 -S(=O)-, R^8 -S(=O) $_2$ -,
-S(=O)(=NR 8)R 7 , -S(=O)(=NR 7)R 8 .

In an embodiment of the above-mentioned aspects, the invention relates to compounds of formula (I), wherein :

- 5 R^2 represents a pyrimidinyl group
which is optionally substituted, one or more times, identically or
differently, with a substituent selected from :
cyano-, C_1 - C_6 -alkyl-, halo- C_1 - C_6 -alkyl-, C_1 - C_6 -alkoxy-, halo- C_1 - C_6 -alkoxy-,
 R^8 -(CH_2) n -, -C(=O)N(H) R^8 , -C(=O)NR $^8R^7$, R^8 -S-, R^8 -S(=O)-, R^8 -S(=O) $_2$ -,
10 -S(=O)(=NR 8) R^7 , -S(=O)(=NR 7) R^8 .

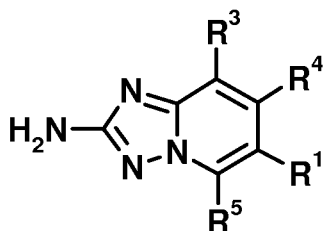
It is to be understood that the present invention relates to any sub-
combination within any embodiment of the present invention of compounds of
15 general formula (I), *supra*.

More particularly still, the present invention covers compounds of general
formula (I) which are disclosed in the Example section of this text, *infra*.

20 In accordance with another aspect, the present invention covers methods of
preparing compounds of the present invention, said methods comprising the
steps as described in the Experimental Section herein.

In accordance with a further aspect, the present invention covers intermediate
25 compounds which are useful in the preparation of compounds of the present
invention of general formula (I), particularly in the method described herein.
In particular, the present invention covers :

a) compounds of general formula (5) :



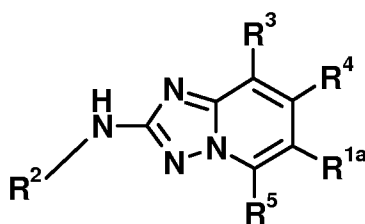
(5)

in which R^1 , R^3 , R^4 , and R^5 are as defined for the compound of general formula (I) of the present invention as defined in the claims,

- 5 or a stereoisomer, a tautomer, an N-oxide, a hydrate, a solvate, or a salt thereof, or a mixture of same ;

and

- 10 b) compounds of general formula (7) :



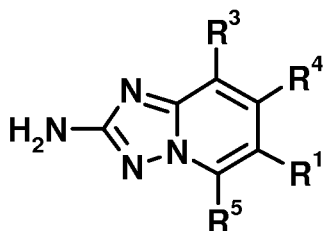
(7)

in which R^2 , R^3 , R^4 , and R^5 are as defined for the compound of general formula (I) of the present invention as defined in the claims, and R^{1a} is an aryl group to which an $-NH_2$ substituent is bound.

In accordance with yet another aspect, the present invention covers the use of the intermediate compounds :

20

- a) of general formula (5) :

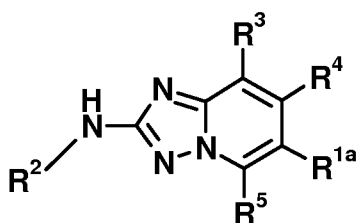


(5)

in which R^1 , R^3 , R^4 , and R^5 are as defined for the compound of general formula (I) of the present invention as defined in the claims,

5 or

b) of general formula (7) :



(7)

10 in which R^2 , R^3 , R^4 , and R^5 are as defined for the compound of general formula (I) of the present invention as defined in the claims, and R^{1a} is an aryl group to which an $-NH_2$ substituent is bound,

for the preparation of compounds of general formula (I) of the present

15 invention as defined in the claims.

EXPERIMENTAL SECTION

The following Table lists the abbreviations used in this paragraph, and in the Examples section. NMR peak forms are stated as they appear in the spectra, possible higher order effects have not been considered.

Abbreviation	Meaning
Ac	Acetyl
BINAP	2,2'-bis(diphenylphosphino)-1,1'-binaphthyl
Boc	<i>tert</i> -butyloxycarbonyl
Br	Broad
Brett-Phos	2-(Dicyclohexylphosphino)-3,6-dimethoxy-2'-4'-6'-tri- <i>i</i> -propyl-1,1'-biphenyl
c-	Cyclo-
D	Doublet
Dd	doublet of doublets
DCM	Dichloromethane
DMAP	N,N-dimethylpyridin-4-amine
DME	1,2-dimethoxyethane
DIPEA	N,N-diisopropylethylamine
DMF	N,N-dimethylformamide
DMSO	Dimethyl sulfoxide
Dppf	1,1'-bis(di-phenylphosphino)ferrocene
Eq	Equivalent
ESI	electrospray ionisation
HATU	N-[(dimethylamino)(3H-[1,2,3]triazolo[4,5-b]pyridin-3-yloxy)methylene]-N-methylmethanaminium

	hexafluorophosphate
Hünig Base	N,N-diisopropylethylamine
LiHMDS	lithium bis(trimethylsilyl)amide (alternative name: lithium hexamethyldisilazide)
M	Multiplet
m.p.	melting point in °C
MS	mass spectrometry
MW	molecular weight
NaOtBu	sodium <i>tert</i> -butoxide; sodium 2-methylpropan-2-olate
NMP	<i>N</i> -methylpyrrolidinone
NMR	nuclear magnetic resonance spectroscopy: chemical shifts (δ) are given in ppm.
$\text{PdCl}_2(\text{PPh}_3)_2$	Dichlorobis(triphenylphosphine)palladium(II)
$\text{Pd}(\text{dba})_2$	bis-(dibenzylideneacetone)-palladium(0) complex
$\text{Pd}_2(\text{dba})_3$	tris-(dibenzylideneacetone)-dipalladium(0)-chloroform complex
$\text{Pd}(\text{dppf})\text{Cl}_2$	Dichloro[1,1'-bis(diphenylphosphino)ferrocene]palladium(II)
$\text{Pd}(\text{dppf})\text{Cl}_2 \cdot \text{CH}_2\text{Cl}_2$	Dichloro[1,1'-bis(diphenylphosphino)ferrocene]palladium(II) dichloromethane adduct
Pd-Brett-Phos-pre-cat	Chloro[2-(dicyclohexylphosphino)-3,6-dimethoxy-2'-4'-6'-tri- <i>i</i> -propyl-1,1'-biphenyl][2-(2-aminoethyl)phenyl]palladium(II)
Pd- <i>t</i> Bu-X-Phos-pre-cat	Chloro(2-di- <i>t</i> -butylphosphino-2',4',6'-tri- <i>i</i> -propyl-1,1'-biphenyl)[2-(2-aminoethyl)phenyl] palladium(II),
Pd-X-Phos-pre-cat	Chloro(2-dicyclohexylphosphino-2',4',6'-tri- <i>i</i> -propyl-1,1'-biphenyl)[2-(2-aminoethyl)phenyl] palladium(II) methyl- <i>t</i> -butylether adduct
PPh_3	Triphenylphosphine

P(oTol) ₃	tri- <i>o</i> -tolylphosphine
q	Quartet
quin	Quintuplet
rac	Racemic
Rt	Room temperature
r. t.	Room temperature
RT	Retention time in minutes
s	Singlet
sept	Septet
t	Triplet
TBTU	N-[(1H-benzotriazol-1-yloxy)(dimethylamino)methylene]-N-methylmethanaminium tetrafluoroborate
TEA	Triethylamine
TFA	trifluoroacetic acid
THF	Tetrahydrofuran
Ts	Para toluenesulfonyl; (tosyl)
UPLC	ultra performance liquid chromatography
X-Phos	2-Dicyclohexylphosphino-2',4',6'-triisopropylbiphenyl

The schemes and procedures described below illustrate general synthetic routes to the compounds of general formula (I) of the invention and are not intended to be limiting. It is clear to the person skilled in the art that the order of transformations as exemplified in the Schemes can be modified in various ways. The order of transformations exemplified in the Schemes is therefore not intended to be limiting. In addition, interconversion of any of the substituents, R¹, R², R³, R⁴, R⁵, R⁶, R⁷ or R⁸ can be achieved before and/or after the exemplified transformations. These modifications can be such as the introduction of protecting groups, cleavage of protecting groups, reduction or

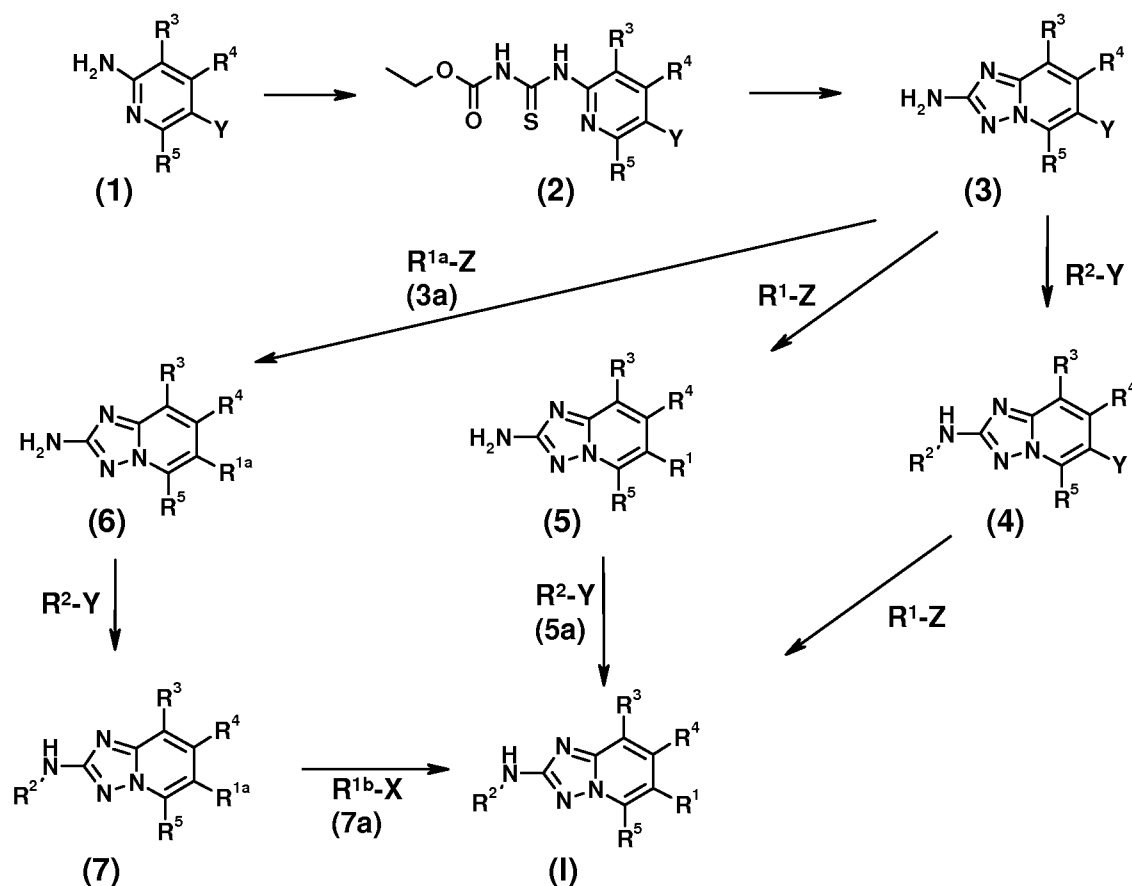
oxidation of functional groups, halogenation, metallation, substitution or other reactions known to the person skilled in the art. These transformations include those which introduce a functionality which allows for further interconversion of substituents. Appropriate protecting groups and their introduction and
5 cleavage are well-known to the person skilled in the art (see for example T.W. Greene and P.G.M. Wuts in *Protective Groups in Organic Synthesis*, 3rd edition, Wiley 1999). Specific examples are described in the subsequent paragraphs.

A first reaction scheme is outlined *infra* :

10

Synthesis of compounds of general formula (I) of the present invention

Scheme 1



5

wherein R^1 , R^2 , R^3 , R^4 and R^5 are as defined in the definitions and claims, Y is a halogen atom as defined *supra*, and Z represents a suitable functional group via which the R^1 of the $R^1\text{-Z}$ compound can be coupled, by a coupling reaction, onto the Y-bearing carbon atom of a compound (4), thereby replacing said Y with said R^1 moiety. Many aryl halides of the formula $R^2\text{-Y}$ may be obtained commercially. Reagents of the general structure $R^{1a}\text{-Z}$ and $R^1\text{-Z}$ can for example be aryl boronic acids or aryl boronic esters. Many such reagents of the general structures $R^{1a}\text{-Z}$ and $R^1\text{-Z}$ are also commercially available. Reagents of the general structures $R^{1a}\text{-Z}$ and $R^1\text{-Z}$ can be prepared from aryl halides [see for example K.L. Billingslay, T.E. Barde, S.L. Buchwald, *Angew. Chem.* 2007, 119, 5455 or T.Graening, *Nachrichten aus der Chemie*, Jan 2009, 57, 34].

15

R^{1a} can be converted to R^1 in one or several steps. Typically, R^{1a} can be a protected aryl-amine, especially -aryl-NH-Boc, or an aryl-carboxylic acid, [-aryl-C(O)OH] or an -aryl-carboxylic acid ester [-aryl-C(O)O-alkyl]. For example, when R^{1a} is an aryl group to which an $-NH_2$ substituent is bound, it may be allowed to react with a compound of general formula R^{1b} -X (7a), in which R^{1b} is $-C(=O)R^6$, $-C(=O)NR^6R^7$, $-S(=O)R^6$, or $-S(=O)_2R^6$, (R^6 and R^7 being as defined as for compounds of general formula (I) of the present invention as defined in the claims), and X is a suitable functional group (e.g. an -OH, -O-C₁-C₆-alkyl group, or a halogen atom), via which the R^{1b} of the R^{1b} -X compound (7a) can be coupled, via a coupling reaction, such as an amide coupling reaction for example, onto the $-NH_2$ substituent bound to the aryl group R^{1a} of compound (7), thereby replacing said X with said R^{1a} , thus providing a compound of general formula (I) of the present invention in which R^1 , R^2 , R^3 , R^4 , and R^5 are as defined in the claims.

15

Compounds of general formula (I) can be synthesised according to the procedures depicted in Scheme 1.

The person skilled in the art will recognise that there are many precedented methods for synthesising suitable 3,4,6-substituted 5-halo-pyridin-2-ylamines of general formula (1); some 3,4,6-substituted 5-halo-pyridin-2-ylamines may be obtained commercially.

A suitably substituted 5-halo-pyridin-2-ylamine intermediate of general formula (1) is converted to the corresponding intermediate of general formula (2) by reaction with a suitable oxycarbonylthiocyanat, such as for example ethoxycarbonylthiocyanat at temperatures ranging from room temperature to the boiling point of the solvent, preferably room temperature [see for example M. Nettekoven, B. Püllmann, S. Schmitt, Synthesis 2003, 1643 - 1652].

30

Intermediates of general formula (2) may be converted to 6-Halo-
[1,2,4]triazolo[1,5-a]pyridin-2-ylamine intermediates of general formula (3) by
reaction with a suitable reagent, for example hydroxylamine hydrochloride, in
presence of a suitable base, such as, for example DIPEA in a suitable solvent
5 system, such as, for example, methanol, ethanol, 1-propanol, 2-propanol or
mixtures of these solvents at elevated temperatures, e.g. 60°C. [see for
example M. Nettekoven, B. Püllmann, S. Schmitt, Synthesis 2003, 1643 - 1652].

Intermediates of general formula (3) can be reacted with suitable aryl halides,
10 preferably aryl bromides, in the presence of a suitable base, such as, for
example NaOtBu or caesium carbonate, and a suitable catalyst/ligand system,
such as for example Pd₂(dba)₃/rac-BINAP in a suitable solvent such as THF,
toluene, DME, or NMP, or mixtures of these solvents at temperatures ranging
from room temperature to the 200°C, to yield compounds of general formula
15 (4). The person skilled in the art will recognise that the appropriate choice of
reaction conditions, such as temperature, choice of solvent and catalyst
system is critical for preferred derivatization at the amino group of
intermediates of general formula (3). Intermediates of general formula (4) can
be converted to compounds of general formula (I) by reaction with a suitable
20 reagent, like for example a boronic acid derivative in the presence of a
suitable catalyst system, like for example Pd(OAc)₂ and P(oTol)₃, or
PdCl₂(PPh₃)₂ and PPh₃ and a suitable base, like for example aqueous potassium
carbonate in a suitable solvent, like for example THF, DME, ethanol or 1-
propanol or mixtures of these solvents at temperatures ranging from room
25 temperature to 200°C, preferably the boiling point of the used solvent.

In an alternative route for the synthesis of compounds of general formula (I),
Intermediates of general formula (3) can be reacted with a suitable
reagent, like for example a boronic acid derivative in the presence of a
30 suitable catalyst system, like for example Pd(OAc)₂ and P(oTol)₃, or
PdCl₂(PPh₃)₂ and PPh₃ and a suitable base, like for example aqueous potassium

carbonate in a suitable solvent, like for example THF, DME, ethanol or 1-propanol or mixtures of these solvents at temperatures ranging from room temperature to 200°C, preferably the boiling point of the used solvent to furnish intermediates of the general formula (5).

5

Intermediates of general formula (5) can be converted to compounds of general formula (I) by reaction with with suitable aryl halides, of formula (5a) as defined herein, preferably aryl bromides, or aryl trifluoromethylsulphonates or aryl nonafluorobutylsulphonates, for example, optionally in the presence of
10 a suitable base, such as, for example NaOtBu or caesium carbonate, and a suitable catalyst/ligand system, such as for example Pd₂(dba)₃/rac-BINAP in a suitable solvent such as for example THF, toluene, DME, or NMP, or mixtures of these solvents at temperatures ranging from room temperature to the 200°C.

15

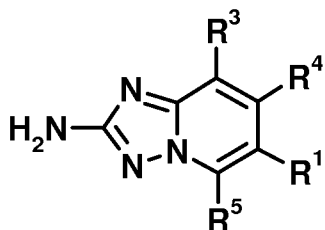
Also as depicted in Scheme 1, is a further alternative route for the synthesis of compounds of general formula (I): Intermediates of general formula (3) can be converted to intermediates of general formula (6) by a coupling reaction as described supra for synthesis of intermediate of general formula (5), thereby
20 replacing said Y with said R^{1a} moiety.

Intermediates of general formula (6) can then be converted intermediates of general formula (7) by a coupling reaction as described supra for synthesis of of intermediates of general formula (4).

Intermediates of general formula (7) can then be converted to compounds of
25 general formula (I) by one or more further transformations. These can be modifications such as cleavage of protecting groups, reduction or oxidation of functional groups, halogenation, metallation, substitution or other reactions known to the person skilled in the art, for example the formation of an amide bond, the formation of a urea, or the formation of a sulfonamide.

30

In an embodiment, the present invention relates to a method of preparing compounds of general formula (I) of the present invention as defined in the claims, in which method an intermediate compound of general formula (5) :



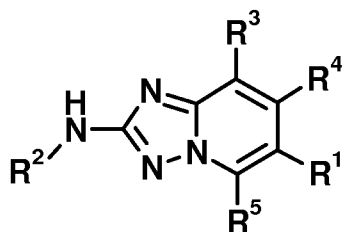
5 (5)

in which R^1 , R^3 , R^4 , and R^5 are as defined for the compounds of general formula (I) of the present invention as defined in the claims,
is allowed to react with an aryl halide of general formula (5a) :

10 R^2 -Y
(5a)

in which R^2 is as defined for the compounds of general formula (I) of the present invention as defined in the claims and Y represents a halogen atom,

15 thus providing a compound of general formula (I) :

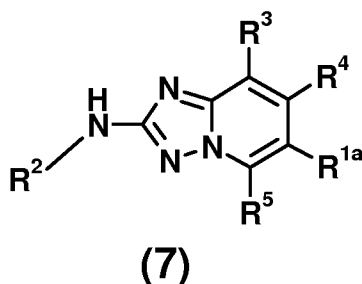


(I)

in which R^1 , R^2 , R^3 , R^4 , and R^5 are as defined in the claims.

20

In another embodiment, the present invention relates to a method of preparing compounds of general formula (I) of the present invention as defined in the claims, in which method an intermediate compound of general formula (7) :



in which R^2 , R^3 , R^4 , and R^5 are as defined for the compounds of general

- 5 formula (I) of the present invention as defined in the claims, and R^{1a} is an aryl group to which an $-NH_2$ substituent is bound, is allowed to react with a compound of general formula :

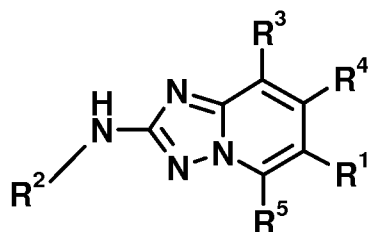


- 10 (7a)

in which R^{1b} is $-C(=O)R^6$, $-C(=O)NR^6R^7$, $-S(=O)R^6$, or $-S(=O)_2R^6$, (R^6 and R^7 being as defined as for compounds of the present invention as defined in the claims), and X is a suitable functional group (e.g. an $-OH$, $-O-C_1-C_6$ -alkyl group, or a

15 halogen atom), via which the R^{1b} of the $R^{1b}-X$ compound (7a) can be coupled, via a coupling reaction, such as an amide coupling reaction for example, onto the $-NH_2$ substituent bound to the aryl group R^{1a} of compound (7), thereby replacing said X with said R^{1a} ,

thus providing a compound of general formula (I) :



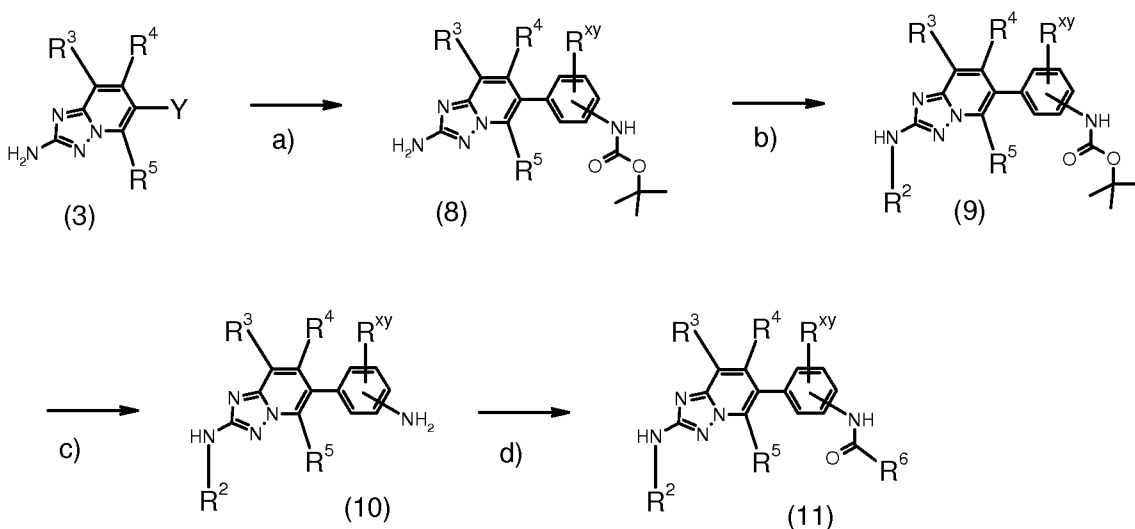
- 20

(I)

in which R^1 , R^2 , R^3 , R^4 , and R^5 are as defined for the compounds of general formula (I) of the present invention as defined in the claims.

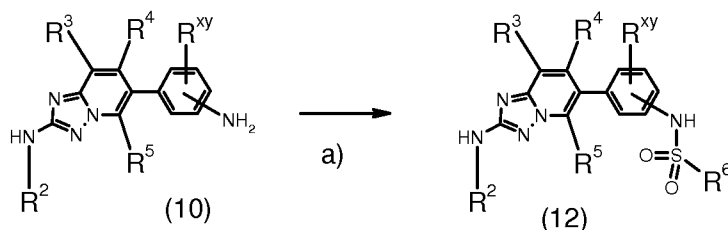
Each of the Schemes 2 - 7, *infra*, illustrates specific transformations for the synthesis of some selected compounds according to general formula (I).

Scheme 2: Synthesis of compounds of general formula (11)



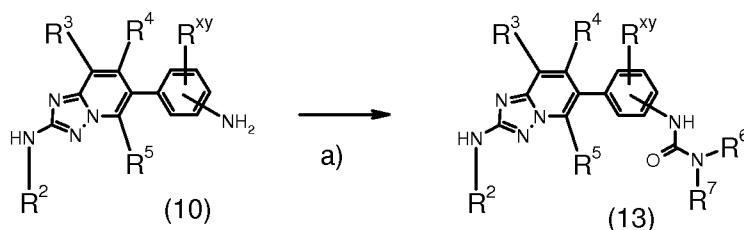
- 10 Scheme 2: Synthesis of compounds of general formula (11), wherein R^2 , R^3 , R^4 , R^5 and R^6 are as defined in the definitions and claims. Y is a halogen as defined in the definitions. R^{xy} is halogen, hydroxy or C_1 - C_6 -alkyl. a) coupling reaction using conditions as described supra for synthesis of intermediates of general formula (5); b) coupling reaction using conditions as described supra for
- 15 synthesis of intermediates of general formula (4); c) removal of a Boc-protecting group using conditions known to the person skilled in the art (see for example T.W. Greene and P.G.M. Wuts in *Protective Groups in Organic Synthesis*, 3rd edition, Wiley 1999); d) Conditions for the formation of an amide bond, e.g. using coupling reagents like HATU or TBTU and a base like
- 20 potassium carbonate or DIPEA in an inert solvent like THF, DMF, DCM or NMP.

Scheme 3: Synthesis of compounds of general formula (12)



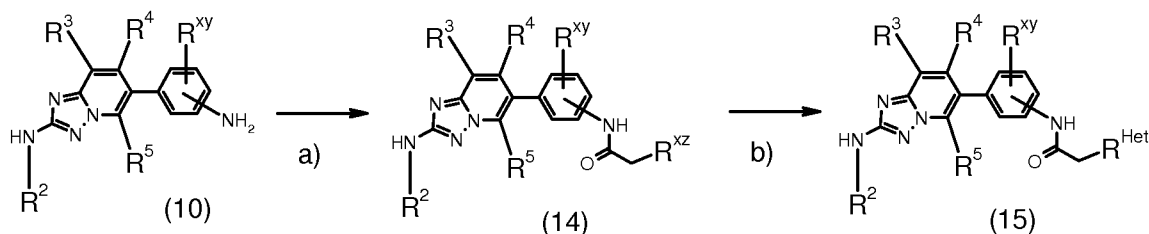
Scheme 3: Synthesis of compounds of general formula (12), wherein R², R³, R⁴, R⁵ and R⁶ are as defined in the definitions and claims. R^{xy} is halogen, hydroxy or C₁-C₆-alkyl. a) Conditions for the formation of a sulfonamide, e.g. using a sulfonyl chloride and a base like DIPEA in an inert solvent like for example THF, DMF, DCM or NMP at temperatures ranging from room temperature to the 70°C.

10 **Scheme 4: Synthesis of compounds of general formula (13)**

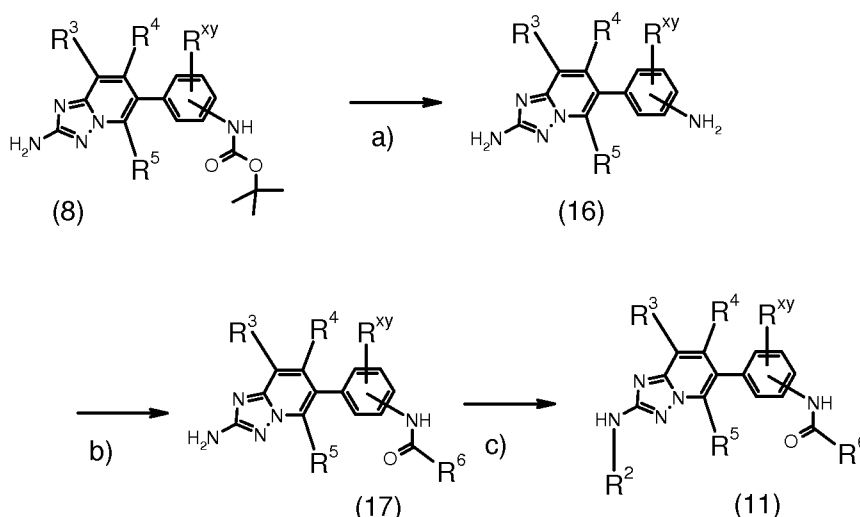


Scheme 4: Synthesis of compounds of general formula (13), wherein R², R³, R⁴, R⁵, R⁶ and R⁷ are as defined in the definitions and claims. R^{xy} is halogen, hydroxy or C₁-C₆-alkyl. a) Conditions for the formation of an urea, e.g. using an isocyanate in an inert solvent like for example THF, DMF, DCM or NMP at temperatures ranging from room temperature to 70°C. Alternatively, a two step procedure which involves reaction of 4-Nitrophenyl chloroformate in an inert solvent like for example THF or DCM and a base like pyridine at temperatures ranging from 0°C to room temperature, followed by reaction with an amine in an inert solvent like THF or DCM at temperatures ranging from 0°C to 40°C, can be used.

Scheme 5: Synthesis of compounds of general formula (15)

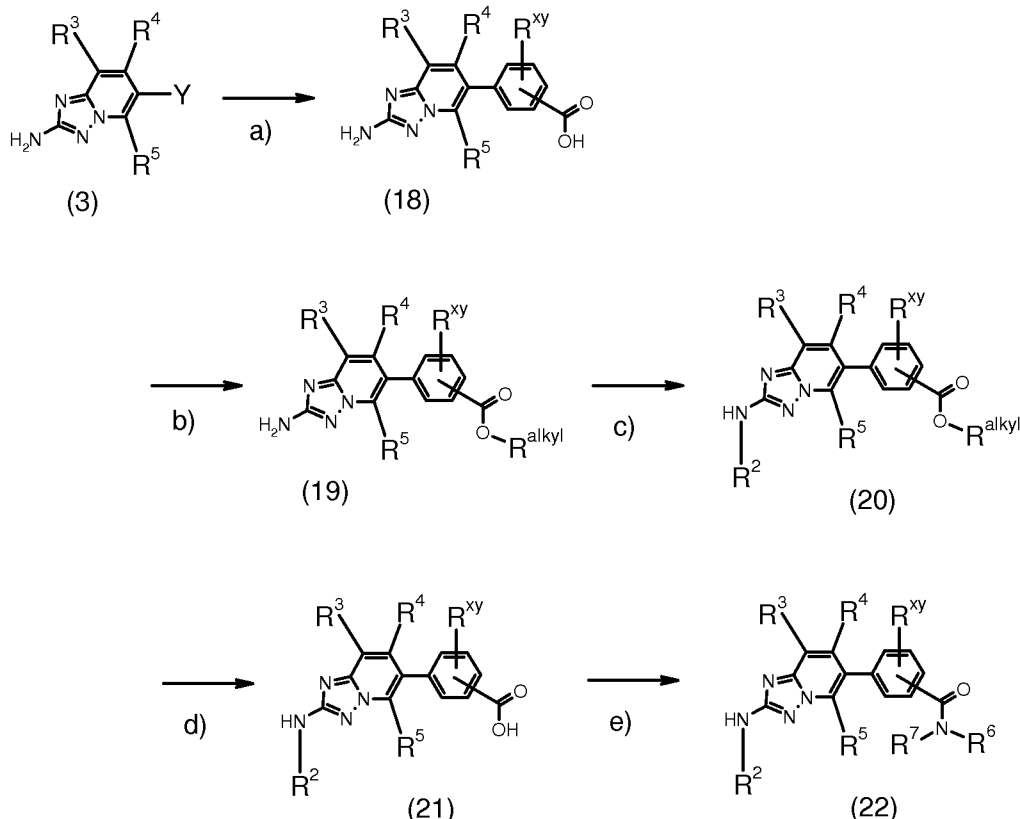


- Scheme 5: Synthesis of compounds of general formula (15), wherein R^2 , R^3 , R^4 , and R^5 are as defined in the definitions and claims. R^{xy} is halogen, hydroxy or $\text{C}_1\text{-C}_6\text{-alkyl}$. R^{xz} is a leaving group, e.g. a halogen. R^{Het} is 3- to 10-membered heterocyclyl, as defined *supra*.
- a) Conditions for the formation of an amide bond, e.g. using coupling reagents like for example HATU or TBTU and a base like for example potassium carbonate or DIPEA in an inert solvent like for example THF, DMF, DCM or NMP. Alternatively, an acid chloride and a base like for example pyridine can be used in an inert solvent like for example THF or DCM.
- b) Reaction with a heterocyclic amine, like e.g. piperidine in a polar solvent like for example DMF or NMP using a base like for example potassium carbonate and optionally using a catalytic amount of potassium iodide.

Scheme 6: Synthesis of compounds of general formula (11)

Scheme 6: Synthesis of compounds of general formula (11), wherein R^2 , R^3 , R^4 , R^5 and R^6 are as defined in the definitions and claims. R^{xy} is halogen, hydroxy or C_1 - C_6 -alkyl. a) removal of a Boc-protecting group using conditions known to the person skilled in the art (see for example T.W. Greene and P.G.M. Wuts in *Protective Groups in Organic Synthesis*, 3rd edition, Wiley 1999); b) conditions for the formation of an amide bond, e.g. using coupling reagents like for example HATU or TBTU and a base like for example potassium carbonate or DIPEA in an inert solvent like for example THF, DMF, DCM or NMP; c) coupling reaction using conditions as described supra for synthesis of intermediates of general formula (4).

Scheme 7: Synthesis of compounds of general formula (22)



- Scheme 7: Synthesis of compounds of general formula (21), wherein R^2 , R^3 , R^4 , R^5 , R^6 and R^7 are as defined in the definitions and claims. R^{xy} is halogen, hydroxy or C_1 - C_6 -alkyl. R^{alkyl} is C_1 - C_6 -alkyl. a) coupling reaction using conditions as described supra for synthesis of intermediates of general formula (5); b) formation of an ester using conditions known to the person skilled in the art (see for example T.W. Greene and P.G.M. Wuts in *Protective Groups in Organic Synthesis*, 3rd edition, Wiley 1999), e.g. using thionyl chloride in the appropriate alcohol at temperatures ranging from room temperature to 100°C; c) coupling reaction using conditions as described supra for synthesis of intermediates of general formula (4); d) hydrolysis for an ester using conditions known to the person skilled in the art (see for example T.W. Greene and P.G.M. Wuts in *Protective Groups in Organic Synthesis*, 3rd edition, Wiley 1999), e.g. sodium hydroxide in a mixture of THF, methanol and water at r.t.; e) conditions for the formation of an amide bond, e.g. using coupling reagents like for example HATU or TBTU and a base like for example potassium carbonate or DIPEA in an inert solvent like for example THF, DMF, DCM or NMP.

The compounds and intermediates produced according to the methods of the invention may require purification. Purification of organic compounds is well known to the person skilled in the art and there may be several ways of

5 purifying the same compound. In some cases, no purification may be necessary. In some cases, the compounds may be purified by crystallisation. In some cases, impurities may be stirred out using a suitable solvent. In some cases, the compounds may be purified by chromatography, particularly flash chromatography, using for example pre-packed silica gel cartridges, *e.g.* from

10 Separtis such as Isolute® Flash silica gel (silica gel chromatography) or Isolute® Flash NH₂ silica gel (aminophase-silica-gel chromatography) in combination with a suitable chromatographic system such as a Flashmaster II (Separtis) or an Isolera system (Biotage) and eluents such as, for example, gradients of hexane/ethyl acetate or DCM/methanol. In some cases, the

15 compounds may be purified by preparative HPLC using, for example, a Waters autopurifier equipped with a diode array detector and/or on-line electrospray ionisation mass spectrometer in combination with a suitable pre-packed reverse phase column and eluants such as, for example, gradients of water and acetonitrile which may contain additives such as trifluoroacetic acid, formic

20 acid or aqueous ammonia.

Analytical UPLC-MS was performed as follows:

Method A: System: UPLC Acquity (Waters) with PDA Detector und Waters ZQ mass spectrometer; Column: Acquity BEH C18 1.7µm 2.1x50mm; Temperature:

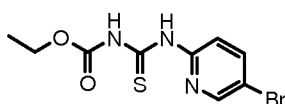
25 60°C; Solvent A: Water + 0.1% formic acid; Solvent B: acetonitrile; Gradient: 99 % A → 1 % A (1.6 min) → 1 % A (0.4 min) ; Flow: 0.8 mL/min; Injection Volume: 1.0 µl (0.1mg-1mg/mL sample concentration); Detection: PDA scan range 210-400 nm - Fixed and ESI (+), scan range 170-800 m/z

Names of compounds were generated using ACD/Name Batch ver. 12.00 or ACD/Name Batch ver. 12.01. Names of compounds in table format were generated using ACD/Name Batch ver. 12.00.

5 Synthesis of Intermediate compounds

Intermediate Example Int1.1

Ethyl [(5-bromopyridin-2-yl)carbamothioyl]carbamate



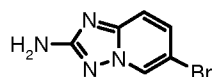
- 10 Ethoxycarbonylisothiocyanat (16.7 g) was added to a stirred solution of 2-amino-5-bromopyridine (20 g) in dioxane (200 ml). The mixture was stirred for 2h at r.t. A white solid precipitated. Hexane (20 ml) was added and the white solid was collected by filtration.

Yield: 30.4 g of the title compound.

- 15 ¹H-NMR (300MHz, DMSO-d₆): δ [ppm]= 1.22 (t, 3H), 4.19 (q, 2H), 8.08 (dd, 1H), 8.49 (d, 1H), 8.57 (br. d, 1H), 11.37 - 12.35 (m, 2H).

Intermediate Example Int1.2

- 20 **6-Bromo[1,2,4]triazolo[1,5-a]pyridin-2-amine**



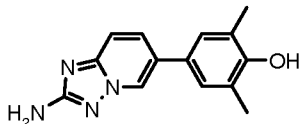
- Hydroxylammoniumchlorid (39.8 g) was suspended in methanol (200 ml) and ethanol (190 ml) and Hünig Base (59 ml) was added at r.t. The mixture was heated to 60°C, **Int1.1** (30 g) was added portionwise, and the mixture was stirred at 60°C for 2h. The solvent was removed in vacuum and water (150 ml) was added. A solid was collected by filtration and was washed with water and dried in vacuum.

Yield: 19.3 g of the title compound.

¹H-NMR (300MHz, DMSO-d₆): δ [ppm]= 6.10 (s, 2H), 7.28 (dd, 1H), 7.51 (dd, 1H), 8.88 (dd, 1H).

5 Intermediate Example Int2.1

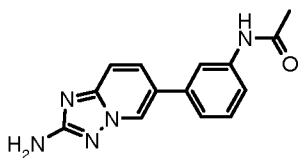
4-(2-amino[1,2,4]triazolo[1,5-a]pyridin-6-yl)-2,6-dimethylphenol



- 4-Hydroxy-3,5-dimethylphenylboronic acid pinacol ester (700 mg) was dissolved in dichloromethane (2.5 ml) and 2N hydrochloric acid (2.5 ml) was added. It was stirred vigorously for 1,5 h and the mixture was extracted with a mixture of dichloromethane and methanol (100:1; 50 ml). The solution was dried (sodium sulfate) and the solvent was removed in vacuum. The residue was dissolved in 1-propanol (35 ml) and **Int1.2** (500 mg), 2M potassium carbonate-solution (3,5 ml), triphenylphosphine (12.6 mg) and PdCl₂(PPh₃)₂ (161 mg) were added. The mixture was heated to reflux for 2h, water (50 ml) was added and the mixture was extracted with ethyl acetate. The solution was dried (sodium sulfate) and the solvent was removed in vacuum. Silica gel chromatography gave 266 mg of the title compound.
- ¹H-NMR (300MHz, DMSO-d₆): δ [ppm]= 2.18 (s, 6H), 5.94 (s, 2H), 7.24 (s, 2H), 7.32 (dd, 1H), 7.64 (dd, 1H), 8.56 - 8.78 (m, 1H).

Intermediate Example Int2.2

25 N-[3-(2-Amino-[1,2,4]triazolo[1,5-a]pyridin-6-yl)-phenyl]-acetamide



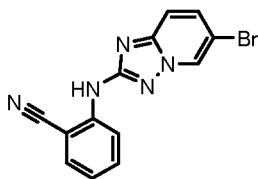
To a stirred solution of 20.00 g (94 mmol) **Int1.2** in THF (1200 mL) was added 25.21 g (141 mmol, 1.5 eq) [3-(acetylamino)phenyl]-boronic acid, 0.42 g (1.88 mmol, 0.2 eq) Pd(OAc)₂, 1.14 g (3.76 mmol, 0.4 eq) P(oTol)₃ and 281 mL potassium carbonate solution (1M in water, 3 eq) at room temperature in a flask. The mixture was heated to reflux overnight. After cooling, the solvent was evaporated, the residue taken up in ethyl acetate, washed with brine, dried with sodium sulfate, concentrated and carefully crystallized to yield 17.27 g (68.9 %) of the title compound.

¹H-NMR (300 MHz, d₆-DMSO): δ = 9.79 (1H, s), 8.89 (1H, s), 7.72 (2H, d), 7.32 (1H, d), 6.89 (2H, d), 6.75 (2H, d) ppm.

UPLC-MS: RT = 0.64 min; m/z (ES⁺) 268.3 [MH⁺]; required MW = 267.3.

Intermediate Example Int3.1

(6-Bromo-[1,2,4]triazolo[1,5-a]pyridin-2-yl)-o-cyanophenyl-amine

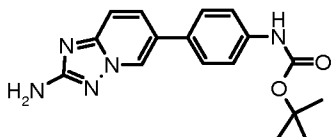


To a stirred solution of 213 mg (1 mmol) **Int1.2** in THF (2.5 mL) was added 364 mg (2 mmol, 2 eq) 2-Bromobenzonitril, 183 mg (0.2 mmol, 0.2 eq) Pd₂(dba)₃, 374 mg (0.6 mmol, 0.6 eq) rac-BINAP and 240 mg (2.5 mmol, 2.5 eq) NaOtBu at room temperature in a microwave reactor. The solution was heated at 150 °C for 50 min under microwave irradiation. After cooling, the solution was filtered and evaporated. Subsequent purification by by preparative reverse phase HPLC gave 186 mg (59 %) of the title compound.

¹H-NMR (300 MHz, d₆-DMSO): δ = 9.56 (1H, s), 9.16 (1H, s), 7.91 (1H, d), 7.72 (1H, d), 7.70 (1H, d), 7.62 (1H, dd) 7.54 (1H, d), 7.15 (1H, dd) ppm.

UPLC-MS: RT = 1.15 min; m/z (ES⁺) 315.2 [MH⁺]; required MW = 314.2.

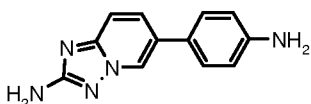
Intermediate Example Int4.1

tert-butyl [4-(2-amino[1,2,4]triazolo[1,5-a]pyridin-6-yl)phenyl]carbamate

To a stirred solution of **Int1.2** (5.82 g) in 1-propanol (400 ml) was added 2M
5 potassium carbonate solution (41 ml), {4-[(tert-butoxycarbonyl) amino] phenyl}
boronic acid (8.6 g), triphenylphosphine (150 mg) and PdCl₂(PPh₃)₂ (1.9 g). The
mixture was heated to reflux for 4h, the solvent was removed in vacuum,
water (150 mL) was added and the mixture was extracted with ethyl acetate
(500 mL). The organic phase was dried (sodium sulfate), filtered through Celite
10 and the solvent was removed in vacuum. The residue was triturated with DCM
to give the title compound as a white solid. Yield: 7.2 g.

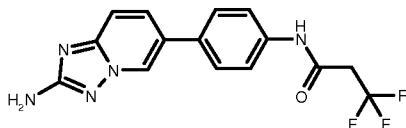
¹H-NMR (400MHz, DMSO-d₆): δ [ppm]= 1.37 - 1.55 (m, 9H), 5.99 (s, 2H), 7.36
(dd, 1H), 7.48 - 7.55 (m, 2H), 7.55 - 7.62 (m, 2H), 7.69 (dd, 1H), 8.78 (dd, 1H),
9.44 (s, 1H).

15

Intermediate Example Int5.1**6-(4-aminophenyl)[1,2,4]triazolo[1,5-a]pyridin-2-amine**

To a stirred suspension of **Int4.1** (7.05 g) in DCM (210 mL) was added TFA (66
20 mL). The mixture was stirred at r.t. for 1 h. The mixture was concentrated in
vacuum. A saturated solution of potassium carbonate was added, until pH 10
was reached and the mixture was extracted for three times with DCM and
methanol (10:1). The organic phase was dried (sodium sulfate) and the solvent
was removed in vacuum to give 4.6 g of the title compound.

25 ¹H-NMR (300MHz, DMSO-d₆): δ [ppm]= 5.26 (s, 2H), 5.95 (s, 2H), 6.64 (d, 2H),
7.29 - 7.45 (m, 3H), 7.64 (dd, 1H), 8.60 - 8.70 (m, 1H).

Intermediate Example Int5.2**N-[4-(2-amino[1,2,4]triazolo[1,5-a]pyridin-6-yl)phenyl]-3,3,3-trifluoropropanamide**

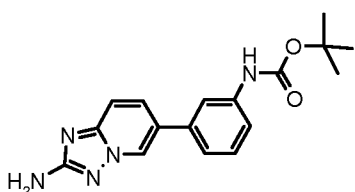
5

To a stirred solution of **Int5.1** (3.0 g) in THF (95 mL) was added Hünig Base (2.75 mL), cyclopropylacetic acid (1.65 g) and HATU (6.08 g). The mixture was stirred at r.t. for 16 h. Water was added, the mixture was stirred at room temperature for 20 minutes and the mixture was extracted with ethyl acetate.

10 The organic phase was washed with saturated sodium chloride solution, dried (sodium sulfate) and the solvent was removed in vacuum. Trituration of the residue with warm ethanol gave 1.42 g of the title compound.

¹H-NMR (300MHz, DMSO-d₆): δ [ppm]= 3.50 (q, 3H), 6.01 (br. s., 2H), 7.38 (dd, 1H), 7.57 - 7.76 (m, 5H), 8.83 (dd, 1H), 10.38 (s, 1H).

15

Intermediate Example Int6.1**tert-butyl [3-(2-amino[1,2,4]triazolo[1,5-a]pyridin-6-yl)phenyl]carbamate**

20 To a stirred solution of **Int1.2** (5.0 g) in 1-propanol (350 ml) was added 2M potassium carbonate solution (34.5 ml), {3-[(tert-butoxycarbonyl) amino] phenyl} boronic acid (10.9 g), triphenylphosphine (126 mg) and PdCl₂(PPh₃)₂ (1.61 g). The mixture was heated to reflux for 1h, the solvent was removed in vacuum, water was added and the mixture was extracted with ethyl acetate

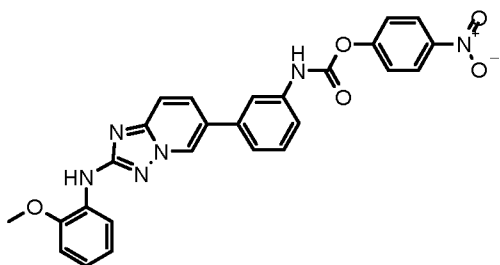
25 and methanol (9:1). The organic phase was dried (sodium sulfate), filtered

through Celite and the solvent was removed in vacuum. The residue was triturated with DCM to give the title compound as a white solid. Yield: 6.65 g. ¹H-NMR (300MHz, DMSO-d₆): δ [ppm]= 1.49 (s, 9H), 6.08 (s, 2H), 7.26 - 7.39 (m, 2H), 7.44 (dd, 2H), 7.65 (dd, 1H), 7.78 (s, 1H), 8.74 (d, 1H), 9.45 (s, 1H).

5

Intermediate Example Int6.2

4-nitrophenyl (3-{2-[(2-methoxyphenyl)amino][1,2,4]triazolo[1,5-a]pyridin-6-yl}phenyl)carbamate



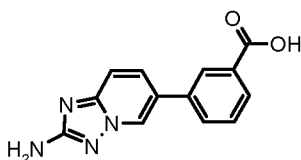
10

To a stirred solution of 4-Nitrophenyl chloroformate (564 mg) in THF (20 mL) was added pyridine (0.37 mL) and DMAP (11 mg). The mixture was cooled to 0°C and **Example8.2** (300 mg) was added. The mixture was stirred at 0°C for 2 h. Water was added and the mixture was extracted with ethyl acetate. The organic phase was washed with water and saturated sodium chloride solution, was dried (sodium sulfate) and the solvent was removed in vacuum. The residue was triturated with DCM. A solid was collected by filtration. Yield: 380 mg of the title compound as a crude product that was used without further purification.

20 UPLC-MS: RT = 1.43 min; m/z (ES⁺) 497 [MH⁺]; required MW = 496.

Intermediate Example Int7.1

3-(2-amino[1,2,4]triazolo[1,5-a]pyridin-6-yl)benzoic acid

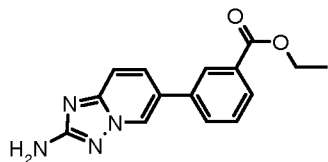


To a stirred solution of **Int1.2** (7.0 g) in 1-propanol (480 ml) was added 2M potassium carbonate solution (48 ml), 3-carboxyphenyl-boronic acid (10.7 g), triphenylphosphine (177 mg) and $\text{PdCl}_2(\text{PPh}_3)_2$ (2.26 g). The mixture was heated to reflux for 15h. Water (1000 mL) was added and the mixture was washed with ethyl acetate (1000 mL). A 4N solution of hydrochloric acid was added to the aqueous phase until pH 5 was reached. A white solid precipitated, was collected by filtration, washed with water and ethanol and dried in vacuum. Yield: 7.3 g of the title compound.

$^1\text{H-NMR}$ (300MHz, DMSO-d_6): δ [ppm]= 6.11 (br. s., 2H), 7.45 (d, 1H), 7.56 - 7.68 (m, 1H), 7.79 (dd, 1H), 7.90 - 8.04 (m, 2H), 8.21 (s, 1H), 8.88 - 9.07 (m, 1H), 13.13 (br. s., 1H).

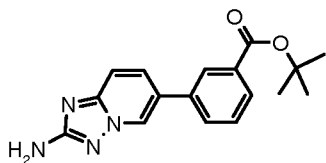
Intermediate Example Int7.2

ethyl 3-(2-amino[1,2,4]triazolo[1,5-a]pyridin-6-yl)benzoate



To a stirred suspension of **Int7.1** (2.00 g) in ethanol (40 mL) was added thionyl chloride (0.86 mL) at 0°C. The mixture was heated to reflux for 96h. Further thionyl chloride (1.72 mL) was added and the mixture was heated to reflux for 48h. The mixture was allowed to cool to r.t. A white solid precipitated, was collected by filtration. The solid was washed with ethanol and dried in vacuum. A half-saturated solution of potassium carbonate was added and the mixture was extracted with DCM and methanol (10:1). The organic phase was washed with saturated sodium chloride solution, dried (sodium sulfate) and the solvent was removed in vacuum to give 1.52 g of the title compound.

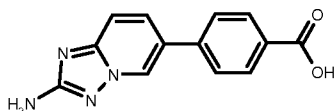
$^1\text{H-NMR}$ (300MHz, DMSO-d_6): δ [ppm]= 1.35 (t, 3H), 4.35 (q, 2H), 6.11 (s, 2H), 7.45 (dd, 1H), 7.63 (t, 1H), 7.79 (dd, 1H), 7.90 - 8.08 (m, 2H), 8.21 (t, 1H), 8.97 (d, 1H).

Intermediate Example Int8.1**tert-butyl 3-(2-amino[1,2,4]triazolo[1,5-a]pyridin-6-yl)benzoate**

- 5 To a stirred solution of **Int1.2** (1.2 g) in 1-propanol (83 ml) was added 2M potassium carbonate solution (8.3 ml), [3-(tert-butoxycarbonyl)phenyl]boronic acid (2.45 g), triphenylphosphine (30 mg) and $\text{PdCl}_2(\text{PPh}_3)_2$ (387 g). The mixture was heated to reflux for 15h. Water (50 mL) was added and the mixture was extracted with ethyl acetate. The organic phase was washed with
- 10 saturated sodium chloride solution, dried (sodium sulfate) and the solvent was removed in vacuum. Silica gel chromatography gave 1.04 g of the title compound.

$^1\text{H-NMR}$ (300MHz, DMSO-d_6): δ [ppm]= 1.57 (s, 9H), 6.10 (s, 2H), 7.45 (dd, 1H), 7.56 - 7.64 (m, 1H), 7.78 (dd, 1H), 7.90 (dt, 1H), 7.94 - 8.01 (m, 1H), 8.15 (t,

15 1H), 8.95 (dd, 1H).

Intermediate Example Int9.1**4-(2-amino[1,2,4]triazolo[1,5-a]pyridin-6-yl)benzoic acid**

20

- To a stirred solution of **Int1.2** (10.0 g) in 1-propanol (470 ml) was added 2M potassium carbonate solution (70 ml), 4-carboxyphenylboronic acid (10.3 g), triphenylphosphine (1.23 g) and $\text{PdCl}_2(\text{PPh}_3)_2$ (3.30 g). The mixture was heated to reflux for 1 h. Water (1.0 L) was added and the mixture was extracted with
- 25 ethyl acetate (2 x 400 mL). 1 N hydrochloric acid was added to the aqueous phase until pH 5 was reached. The precipitated solid was collected by

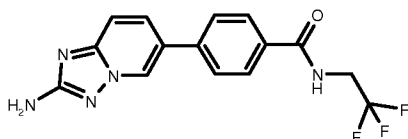
filtration, was washed with water and ethanol and was dried in vacuum to give 9.55 g of the title compound.

¹H-NMR (400MHz, DMSO-d₆): δ [ppm]= 6.12 (br. s., 2H), 7.42 (d, 1H), 7.76 - 7.87 (m, 3H), 7.98 (d, 2H), 8.98 (d, 1H), 12.99 (br. s., 1H).

5

Intermediate Example Int9.2

4-(2-amino[1,2,4]triazolo[1,5-a]pyridin-6-yl)-N-(2,2,2-trifluoroethyl)benzamide



10

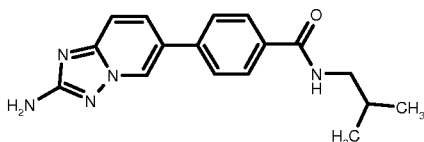
To a stirred suspension of **Int9.1** (5.0 g) in DMF (100 mL) molecular sieves (4 Å) were added and the mixture was stirred for 15 minutes. Potassium carbonate (13.6 g), 2,2,2-trifluoroethanamine (3.98 g) and HATU (12.7 g) were added and the mixture was stirred at r.t. for 16 h. Further 2,2,2-trifluoroethanamine (1.8 g) and HATU (4.0 g) were added and the mixture was stirred for 1 h. Water was added, the mixture was stirred at room temperature for 20 minutes and the mixture was extracted with ethyl acetate. The organic phase was washed with saturated sodium chloride solution, dried (sodium sulfate) and the solvent was removed in vacuum. Trituration of the residue with warm ethanol gave 3.5 g of the title compound.

20

¹H-NMR (400MHz, DMSO-d₆): δ [ppm]= 4.02 - 4.16 (m, 2H), 6.09 (s, 2H), 7.42 (d, 1H), 7.82 (dd, 1H), 7.84 - 7.99 (m, 4H), 8.99 (d, 1H), 9.12 (t, 1H).

25 Intermediate Example Int9.3

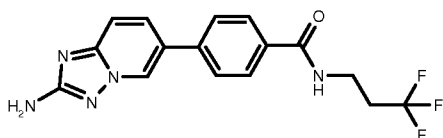
4-(2-amino[1,2,4]triazolo[1,5-a]pyridin-6-yl)-N-(2-methylpropyl)benzamide



To a stirred suspension of **Int9.1** (3.0 g) in DMF (60 mL) potassium carbonate (8.15 g), 2-methylpropan-1-amine (1.76 g) and HATU (7.63 g) were added and the mixture was stirred at r.t. for 60 h. The mixture was concentrated in vacuum, water was added and the mixture was extracted with dichloromethane and methanol (9:1). The organic phase was washed with saturated sodium chloride solution, dried (sodium sulfate) and the solvent was removed in vacuum. Trituration of the residue with warm ethanol gave 3.5 g of the title compound. ¹H-NMR (400MHz, DMSO-d₆): δ [ppm]= 0.86 (d, 6H), 1.75 - 1.91 (m, 1H), 3.07 (t, 2H), 6.08 (s, 2H), 7.41 (d, 1H), 7.77 - 7.96 (m, 5H), 8.49 (t, 1H), 8.96 (d, 1H).

Intermediate Example Int9.4

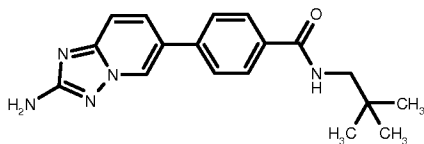
4-(2-amino[1,2,4]triazolo[1,5-a]pyridin-6-yl)-N-(3,3,3-trifluoropropyl)benzamide



To a stirred suspension of **Int9.1** (4.0 g) in DMF (75 mL) potassium carbonate (6.52 g), 3,3,3-trifluoropropan-1-amine (2.72 g) and HATU (8.97 g) were added and the mixture was stirred at r.t. for 16 h. Water and ethyl acetate were added and the mixture was stirred at room temperature for 20. A solid precipitated and was collected by filtration. The solid was washed with water and methanol and dried in vacuum to yield 2.8 g of the title compound. ¹H-NMR (300MHz, DMSO-d₆): δ [ppm] = 2.48 - 2.63 (m, 2H), 3.41 - 3.56 (m, 2H), 6.08 (s, 2H), 7.41 (d, 1H), 7.75 - 7.96 (m, 5H), 8.71 (t, 1H), 8.97 (d, 1H).

Intermediate Example Int9.5

4-(2-amino[1,2,4]triazolo[1,5-a]pyridin-6-yl)-N-(2,2-dimethylpropyl)benzamide

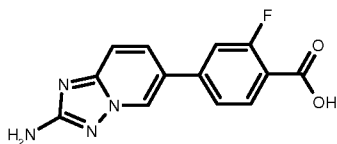


To a stirred suspension of **Int9.1** (5.0 g) in DMF (125 mL) molecular sieves (4 Å) were added and the mixture was stirred for 15 minutes. Potassium carbonate (13.6 g), 2,2-dimethylpropan-1-amine (3.43 g) and HATU (12.7 g) were added and the mixture was stirred at r.t. for 16 h. The mixture was concentrated in vacuum, water was added, the mixture was stirred at room temperature for 20 minutes and the mixture was extracted with ethyl acetate. The organic phase was washed with saturated sodium chloride solution, dried (sodium sulfate) and the solvent was removed in vacuum. Trituration of the residue with warm ethanol gave 4.5 g of the title compound.

$^1\text{H-NMR}$ (300MHz, DMSO-d_6): δ [ppm] = 0.87 (s, 9H), 3.09 (d, 2H), 6.08 (s, 2H), 7.41 (dd, 1H), 7.76 - 7.96 (m, 5H), 8.39 (t, 1H), 8.96 (dd, 1H).

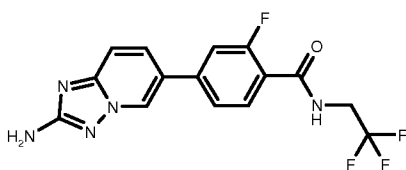
15 Intermediate Example Int10.1

4-(2-amino[1,2,4]triazolo[1,5-a]pyridin-6-yl)-2-fluorobenzoic acid



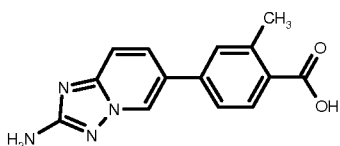
To a stirred solution of **Int1.2** (4.45 g) in 1-propanol (150 mL) was added 2M potassium carbonate solution (31 mL), 4-carboxy-3-fluorophenylboronic acid (3.92 g), triphenylphosphine (0.55 g) and $\text{PdCl}_2(\text{PPh}_3)_2$ (1.50 g). The mixture was heated to reflux for 2 h. Water (800 mL) was added and the mixture was extracted with ethyl acetate (2 x 500 mL). 1 N hydrochloric acid was added to the aqueous phase until pH 3 was reached. The precipitated solid was collected by filtration, was washed with water, ethanol and ether and was dried in vacuum to give 3.10 g of the title compound.

$^1\text{H-NMR}$ (300MHz, DMSO-d_6): δ [ppm] = 6.13 (s, 2H), 7.41 (d, 1H), 7.59 - 7.96 (m, 4H), 9.06 (s, 1H), 13.24 (br. s., 1H).

Intermediate Example Int10.2**4-(2-amino[1,2,4]triazolo[1,5-a]pyridin-6-yl)-2-fluoro-N-(2,2,2-trifluoroethyl)benzamide**

To a stirred suspension of **Int10.1** (1.6 g) in DMF (60 mL) were added molecular sieves (4 Å) and the mixture was stirred for 1.5 h. Potassium carbonate (4.1 g), 2,2,2-trifluoroethanamine (0.87 g) and HATU (3.35 g) were added and the mixture was stirred at room temperature for 2 h. Solids were removed by filtration. The mixture was concentrated in vacuum. A mixture of ethanol and water (4:1) was added and the mixture was stirred at room temperature for 15 minutes. The precipitated solid was collected by filtration, was washed with a mixture of ethanol and water (4:1) and dried in vacuum to give 1.4 g of the title compound.

¹H-NMR (400MHz, DMSO-d₆): δ [ppm]= 4.07 (dd, 2H), 6.12 (s, 2H), 7.39 - 7.44 (m, 1H), 7.64 - 7.72 (m, 2H), 7.74 - 7.79 (m, 1H), 7.84 (dd, 1H), 8.96 (br. s., 1H), 9.05 (d, 1H).

Intermediate Example Int11.1**4-(2-amino[1,2,4]triazolo[1,5-a]pyridin-6-yl)-2-methylbenzoic acid**

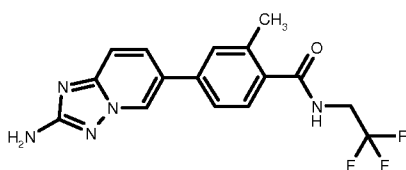
To a stirred solution of **Int1.2** (1.45 g) in 1-propanol (65 mL) was added 2M potassium carbonate solution (10 mL), 4-carboxy-3-methylphenylboronic acid (1.22 g), triphenylphosphine (0.17 g) and PdCl₂(PPh₃)₂ (0.35 g). The mixture

was heated to reflux for 1 h. Water (200 mL) was added and the mixture was extracted with ethyl acetate (2 x 100 mL). 1 N hydrochloric acid was added to the aqueous phase until pH 5 was reached. The precipitated solid was collected by filtration, was washed with water, ethanol and ether and was dried in vacuum to give 0.8 g of the title compound.

¹H-NMR (400MHz, DMSO-d₆): δ [ppm]= 2.57 (s, 3H), 6.37 (br. s., 2H), 7.52 (d, 1H), 7.65 (dd, 1H), 7.70 (s, 1H), 7.89 (d, 1H), 7.95 (dd, 1H), 9.06 (d, 1H), 12.87 (br. s., 1H).

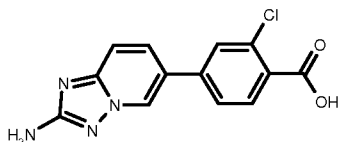
Intermediate Example Int11.2

4-(2-amino[1,2,4]triazolo[1,5-a]pyridin-6-yl)-2-methyl-N-(2,2,2-trifluoroethyl)benzamide



To a stirred suspension of **Int11.1** (0.32 g) in DMF (9.5 mL) were added molecular sieves (4 Å) and the mixture was stirred for 1.5 h. Potassium carbonate (0.82 g), 2,2,2-trifluoroethanamine (0.18 g) and HATU (0.91 g) were added and the mixture was stirred at room temperature for 3 h. Solids were removed by filtration. The mixture was concentrated in vacuum. A half-saturated solution of sodium bicarbonate was added and the mixture was extracted with dichloromethane and methanol (10:1). The organic phase was washed with saturated sodium chloride solution, dried (sodium sulfate) and the solvent was removed in vacuum. Silica gel chromatography gave 240 mg of the title compound.

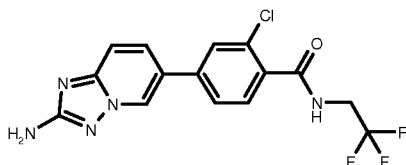
¹H-NMR (300MHz, DMSO-d₆): δ [ppm]= 2.38 (s, 3H), 3.95 - 4.14 (m, 2H), 6.06 (s, 2H), 7.37 - 7.39 (m, 1H), 7.40 - 7.43 (m, 1H), 7.60 (dd, 1H), 7.64 (s, 1H), 7.77 (dd, 1H), 8.91 (dd, 1H), 8.96 (t, 1H).

Intermediate Example Int12.1**4-(2-amino[1,2,4]triazolo[1,5-a]pyridin-6-yl)-2-chlorobenzoic acid**

- 5 To a stirred solution of **Int1.2** (2.0 g) in 1-propanol (100 mL) was added 2M potassium carbonate solution (15 mL), 4-carboxy-3-chlorophenylboronic acid (1.92 g), triphenylphosphine (0.25 g) and $\text{PdCl}_2(\text{PPh}_3)_2$ (0.66 g). The mixture was heated to reflux for 1 h. Water (200 mL) was added and the mixture was extracted with ethyl acetate (2 x 100 mL). 1 N hydrochloric acid was added to
- 10 the aqueous phase until pH 5 was reached. The precipitated solid was collected by filtration, was washed with water, ethanol and ether and was dried in vacuum to give 1.6 g of the title compound.

$^1\text{H-NMR}$ (300MHz, DMSO-d_6): δ [ppm]= 6.13 (br. s., 2H), 7.41 (d, 1H), 7.73 - 7.88 (m, 3H), 7.92 (d, 1H), 9.04 (d, 1H), 13.37 (br. s., 1H).

15

Intermediate Example Int12.2**4-(2-amino[1,2,4]triazolo[1,5-a]pyridin-6-yl)-2-chloro-N-(2,2,2-trifluoroethyl)benzamide**

20

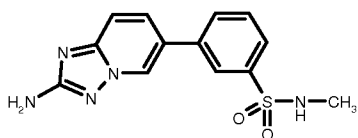
- To a stirred suspension of **Int12.1** (0.5 g) in DMF (14 mL) were added molecular sieves (4 Å) and the mixture was stirred for 1 h. Potassium carbonate (1.2 g), 2,2,2-trifluoroethanamine (0.26 g) and HATU (1.3 g) were added and the mixture was stirred at room temperature for 16 h. Solids were removed by
- 25 filtration. The mixture was concentrated in vacuum. A half-saturated solution of sodium bicarbonate was added and the mixture was extracted with

dichloromethane and methanol (10:1). The organic phase was washed with saturated sodium chloride solution, dried (sodium sulfate) and the solvent was removed in vacuum. Trituration of the residue with warm ethanol gave 350 mg of the title compound.

- 5 $^1\text{H-NMR}$ (300MHz, DMSO-d_6): δ [ppm]= 4.06 (q, 2H), 6.10 (s, 2H), 7.41 (dd, 1H), 7.47 (d, 1H), 7.73 - 7.84 (m, 2H), 7.91 (d, 1H), 9.02 (d, 1H), 9.17 (br. s., 1H).

Intermediate Example Int13.1

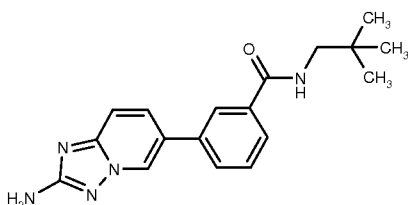
- 10 **3-(2-amino[1,2,4]triazolo[1,5-a]pyridin-6-yl)-N-methylbenzenesulfonamide**



- To a stirred solution of **Int1.2** (300 mg) in 1-propanol (15 ml) was added 2M potassium carbonate solution (2.1 ml), [4-(methylsulfamoyl)phenyl]boronic acid (394 mg), triphenylphosphine (18 mg) and $\text{PdCl}_2(\text{PPh}_3)_2$ (99 mg). The mixture was heated to reflux for 2 h. The mixture was concentrated in vacuum. Water was added and the mixture was extracted with a mixture of ethyl acetate and methanol (9:1). Silica gel chromatography gave a solid that was triturated with ethanol to give 306 mg of the title compound.
- 15 $^1\text{H-NMR}$ (300MHz, DMSO-d_6): δ [ppm]= 2.41 (s, 3H), 6.11 (s, 2H), 7.44 (d, 2H), 7.62 - 7.81 (m, 3H), 7.94 - 8.06 (m, 2H), 8.95 (d, 1H).
- 20

Intermediate Example Int14.1

- 25 **3-(2-amino[1,2,4]triazolo[1,5-a]pyridin-6-yl)-N-(2,2-dimethylpropyl)benzamide**



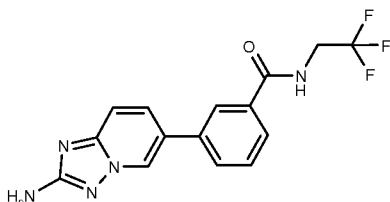
Preparation analogously to Procedure 7

Starting materials: **Int7.1** and **2,2-dimethylpropan-1-amine**

- ¹H-NMR (400 MHz, DMSO-d₆): δ [ppm] = 0.93 (s, 9H), 3.15 (d, 2H), 6.07 (s, 2H),
5 7.47 (d, 1H), 7.56 (t, 1H), 7.79 - 7.91 (m, 3H), 8.15 (s, 1H), 8.45 (t, 1H), 8.99
(d, 1H).

Intermediate Example Int14.2

- 10 **3-(2-amino[1,2,4]triazolo[1,5-a]pyridin-6-yl)-N-(2,2,2-trifluoroethyl)benzamide**

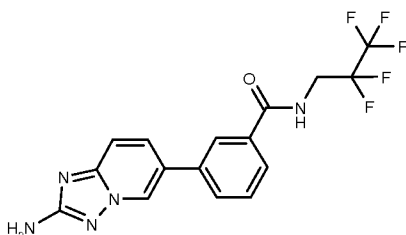


Preparation analogously to Procedure 7

Starting materials: **Int7.1** and **2,2,2-trifluoroethanamine**

- 15 ¹H-NMR (400M Hz, DMSO-d₆): δ [ppm]= 4.16 (qd, 2H), 6.11 (s, 2H), 7.47 (dd, 1H), 7.60 (t, 1H), 7.83 - 7.91 (m, 2H), 7.93 - 8.00 (m, 1H), 8.22 (t, 1H), 9.01 (d, 1H), 9.21 (t, 1H).

- 20 **Intermediate Example Int14.3**

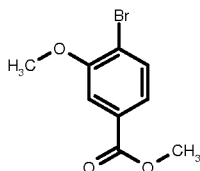


Preparation analogously to Procedure 7

Starting materials: **Int7.1** and **2,2,3,3,3-pentafluoropropan-1-amine**

$^1\text{H-NMR}$ (400 MHz, DMSO-d_6): δ [ppm] = 4.21 (td, 2H), 6.11 (s, 2H), 7.48 (d, 1H), 7.61 (t, 1H), 7.82 - 7.91 (m, 2H), 7.96 (d, 1H), 8.21 (s, 1H), 9.00 (s, 1H), 9.20 (t, 1H).

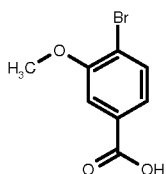
5

Intermediate Example Int15.1**methyl 4-bromo-3-methoxybenzoate**

- 10 To a stirred solution of methyl 4-bromo-3-hydroxybenzoate (10.0 g) in DMF (50 mL) was added potassium carbonate (17.9 g) and iodomethane (9.2 mg). The mixture was stirred at room temperature for 2 h. Ethyl acetate was added and the mixture was washed with water. The organic phase was washed with saturated sodium chloride solution, dried (sodium sulfate) and the solvent was
- 15 removed in vacuum to give 10 g of the title compound, that was used without further purification.

$^1\text{H-NMR}$ (400MHz, DMSO-d_6): δ [ppm]= 3.82 (s, 3H), 3.87 (s, 3H), 7.41 (dd, 1H), 7.47 (d, 1H), 7.67 (d, 1H).

20

Intermediate Example Int15.2**4-bromo-3-methoxybenzoic acid**

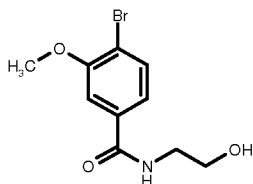
- To a stirred solution of methyl 4-bromo-3-methoxybenzoate (11.2 g) in THF
- 25 (130 mL), methanol (45 mL) and water (45 mL) was added a 1 M solution of lithium hydroxide in water (140 mL). The mixture was stirred at room

temperature for 1 h. The solvent was removed in vacuum. Water was added and 1 N hydrochloric acid was added with ice bath cooling until pH 4 was reached. The precipitated solid was collected by filtration, washed with water and dried in vacuum to give 10.1 g of the title compound, that was used without further purification.

$^1\text{H-NMR}$ (300MHz, DMSO- d_6): δ [ppm]= 3.87 (s, 3H), 7.42 (dd, 1H), 7.50 (d, 1H), 7.68 (d, 1H), 13.21 (br. s., 1H).

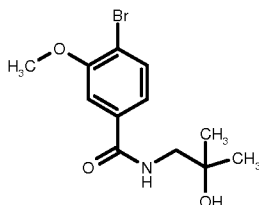
10 Intermediate Example Int15.3

4-bromo-N-(2-hydroxyethyl)-3-methoxybenzamide

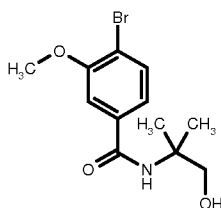


To a stirred suspension of 4-bromo-3-methoxybenzoic acid (1.65 g) in dichloromethane (50 mL) was added DMF (0.5 mL) and oxalyl chloride (0.98 g). The mixture was stirred at room temperature for 1 h. The solvent was removed in vacuum, and the residue was dissolved in THF (40 mL). Hünig Base (3.7 mL) and 2-aminoethanol (0.65 g) was added and the mixture was stirred at room temperature for 1 h. The solvent was removed in vacuum, a mixture of ethyl acetate and methanol (100:1) was added and the mixture was washed with a half-saturated solution of ammonium chloride. The organic phase was washed with saturated sodium chloride solution, dried (sodium sulfate) and the solvent was removed in vacuum. Silica gel chromatography gave 1.87 g of the title compound.

$^1\text{H-NMR}$ (300MHz, CHLOROFORM- d): δ [ppm]= 2.75 (br. s., 1H), 3.56 - 3.67 (m, 2H), 3.75 - 3.89 (m, 2H), 3.93 (s, 3H), 6.74 (br. s., 1H), 7.12 (dd, 1H), 7.40 (d, 1H), 7.55 (d, 1H).

Intermediate Example Int15.4**4-bromo-N-(2-hydroxy-2-methylpropyl)-3-methoxybenzamide**

- 5 To a stirred suspension of 4-bromo-3-methoxybenzoic acid (1.5 g) in dichloromethane (30 mL) was added DMF (0.5 mL) and oxalyl chloride (1.05 g). The mixture was stirred at room temperature for 1 h. The solvent was removed in vacuum, and the residue was dissolved in dichloromethane (40 mL). 1-Amino-2-methylpropan-2-ol (1.7 g) was added and the mixture was
- 10 stirred for 3 h at room temperature. Water was added and the reaction mixture was extracted with ethyl acetate. The organic phase was washed with saturated sodium chloride solution, dried (sodium sulfate) and the solvent was removed in vacuum. Aminophase-silica-gel chromatography gave 1.45 g of the title compound.
- 15 ¹H-NMR (300MHz, DMSO-d₆): δ [ppm]= 1.06 (s, 6H), 3.17 - 3.24 (m, 2H), 3.88 (s, 3H), 4.52 (s, 1H), 7.36 (dd, 1H), 7.50 (d, 1H), 7.63 (d, 1H), 8.34 (t, 1H).

Intermediate Example Int15.5**20 4-bromo-N-(1-hydroxy-2-methylpropan-2-yl)-3-methoxybenzamide**

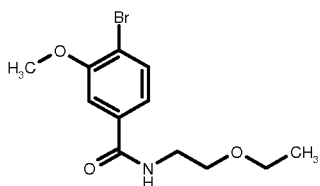
- To a stirred solution of 4-bromo-3-methoxybenzoic acid (1.7 g) in
- 25 dichloromethane (22 mL) and DMF (1.0 mL) was added oxalyl chloride (1.19 g)

at 0 °C. The mixture was stirred at room temperature for 0.5 h. The solvent was removed in vacuum. The residue was dissolved in dichloromethane (30 mL) and 2-amino-2-methylpropan-1-ol (1.93 g) were added. The mixture was stirred at room temperature for 3 h. A half-saturated solution of sodium bicarbonate was added and the mixture was extracted with ethyl acetate. The organic phase was washed with saturated sodium chloride solution, dried (sodium sulfate) and the solvent was removed in vacuum. Aminophase-silica-gel chromatography gave 1.90 g of the title compound.

¹H-NMR (400MHz, DMSO-d₆): δ [ppm]= 1.27 (s, 6H), 3.48 (d, 2H), 3.87 (s, 3H), 4.85 (t, 1H), 7.30 (dd, 1H), 7.40 (d, 1H), 7.57 - 7.62 (m, 2H).

Intermediate Example Int15.6

4-bromo-N-(2-ethoxyethyl)-3-methoxybenzamide



15

To a stirred suspension of 4-bromo-3-methoxybenzoic acid (1.55 g) in dichloromethane (40 mL) was added DMF (0.5 mL) and oxalyl chloride (0.92 g). The mixture was stirred at room temperature for 1 h. The solvent was removed in vacuum, and the residue was dissolved in THF (40 mL). Hünig Base (3.4 mL) and 2-ethoxyethanamine (0.89 g) was added and the mixture was stirred at room temperature for 1 h. The solvent was removed in vacuum, ethyl acetate was added and the mixture was washed with a half-saturated solution of ammonium chloride. The organic phase was washed with saturated sodium chloride solution, dried (sodium sulfate) and the solvent was removed in vacuum. Recrystallization of the residue from diisopropyl ether and cyclohexane gave 1.8 g of the title compound.

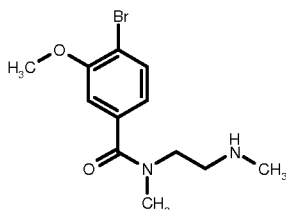
20

25

¹H-NMR (400MHz, CHLOROFORM-d): δ [ppm]= 1.22 (t, 3H), 3.54 (q, 2H), 3.58 - 3.68 (m, 4H), 3.95 (s, 3H), 6.53 (br. s., 1H), 7.12 (dd, 1H), 7.43 (d, 1H), 7.58 (d, 1H).

5 Intermediate Example Int15.7

4-bromo-3-methoxy-N-methyl-N-[2-(methylamino)ethyl]benzamide



To a stirred suspension of 4-bromo-3-methoxybenzoic acid (2.0 g) in dichloromethane (150 mL) was added DMF (0.5 mL) and oxalyl chloride (1.4 g).

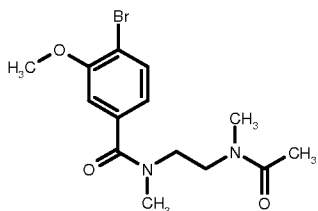
- 10 The mixture was stirred at room temperature for 1 h. The solvent was removed in vacuum, and the residue was dissolved in dichloromethane (40 mL). This mixture was slowly added to a solution of N,N'-dimethylethane-1,2-diamine (2.24 g) in dichloromethane (40 mL) at 0 °C and the mixture was stirred at room temperature for 1 h. 4N Aqueous hydrochloric acid was added
- 15 (100 mL) and the mixture was washed with dichloromethane. Aqueous sodium hydroxide solution was added to the aqueous phase until pH8 was reached and the mixture was extracted with dichloromethane. The organic phase was dried (sodium sulfate) and the solvent was removed in vacuum. Silica gel chromatography gave 1.25 g of the title compound.

- 20 ¹H-NMR (500MHz, DMSO-d₆): δ [ppm]= 2.28 (br. s., 3H), 2.69 (br. s., 2H), 2.96 (s, 3H), 3.05 (br. s., 1H), 3.39 (br. s., 2H), 3.90 (s, 3H), 6.91 (dd, 1H), 7.12 (d, 1H), 7.61 (d, 1H).

25

Intermediate Example Int15.8

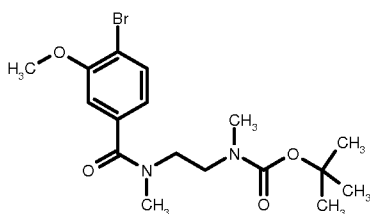
N-{2-[acetyl(methyl)amino]ethyl}-4-bromo-3-methoxy-N-methylbenzamide



- To a stirred solution of **Int15.7** (720 mg) in dichloromethane (15 mL) was added pyridine (580 μ L) and acetyl chloride (340 μ L). The mixture was stirred at room temperature for 1 h. Ethyl acetate was added and the mixture was washed with a half-saturated solution of ammonium chloride. The organic phase was washed with saturated sodium chloride solution, dried (sodium sulfate) and the solvent was removed in vacuum. Silica gel chromatography gave 1.94 g of the title compound.
- ¹H-NMR (500MHz, DMSO-d₆, 80°C, selected signals): δ [ppm]= 3.90 (s, 3H), 6.87 (dd, 1H), 7.07 (br. s., 1H), 7.62 (d, 1H).

Intermediate Example Int15.9

- tert-butyl {2-[(4-bromo-3-methoxybenzoyl)(methyl)amino]ethyl}methylcarbamate**

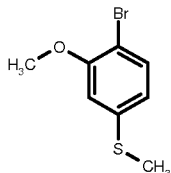


- To a stirred solution of **Int15.7** (890 mg) in dichloromethane (35 mL) was added Hünig Base (1.5 mL) and di-tert-butyl dicarbonate (775 mg). The mixture was stirred at room temperature for 16 h. A half-saturated solution of sodium bicarbonate was added and the mixture was extracted with ethyl acetate. The organic phase was washed with saturated sodium chloride solution, dried (sodium sulfate) and the solvent was removed in vacuum. Silica gel chromatography gave 1.0 g of the title compound.

$^1\text{H-NMR}$ (500MHz, DMSO-d_6 , 80°C): δ [ppm]= 1.37 (s, 9H), 2.70 (br. s., 3H), 2.95 (s, 3H), 3.35 (br. s., 2H), 3.48 (br. s., 2H), 3.88 (s, 3H), 6.85 (dd, 1H), 7.02 (s, 1H), 7.59 (d, 1H).

5 Intermediate Example Int15.10

1-bromo-2-methoxy-4-(methylsulfanyl)benzene

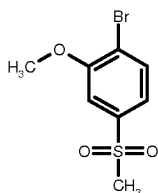


To a stirred solution of 1-bromo-4-fluoro-2-methoxybenzene (4.0 mg) in DMF
10 (40 mL) was added sodium methanethiolate (2.76 g). The mixture was stirred at room temperature for 30 minutes and at 85°C for 2 h. Water was added and the mixture was extracted with ethyl acetate. The organic phase was washed with saturated sodium chloride solution, dried (sodium sulfate) and the solvent was removed in vacuum. Silica gel chromatography gave 280 mg of
15 the title compound.

$^1\text{H-NMR}$ (400MHz, DMSO-d_6): δ [ppm]= 2.46 (s, 3H), 3.82 (s, 3H), 6.74 (dd, 1H), 6.91 (d, 1H), 7.44 (d, 1H).

Intermediate Example Int15.11

20 1-bromo-2-methoxy-4-(methylsulfonyl)benzene



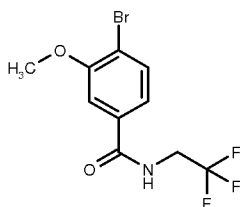
To a stirred solution of Int15.10 (265 mg) in chloroform (10 mL) was added 3-chlorobenzenecarboperoxoic acid (mCPBA) (890 mg). The mixture was stirred at room temperature for 1 h. A half-saturated solution of sodium bicarbonate
25 was added and the mixture was extracted with dichloromethane. The organic

phase was washed with saturated sodium chloride solution, dried (sodium sulfate) and the solvent was removed in vacuum. Silica gel chromatography gave 252 mg of the title compound.

¹H-NMR (300MHz, DMSO-d₆): δ [ppm]= 3.22 (s, 3H), 3.93 (s, 3H), 7.39 (dd, 1H),
5 7.50 (d, 1H), 7.84 (d, 1H).

Intermediate Example Int15.12

4-bromo-3-methoxy-N-(2,2,2-trifluoroethyl)benzamide



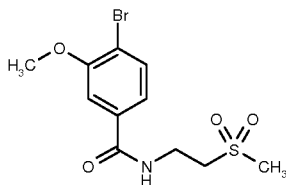
10 To a stirred suspension of 4-bromo-3-methoxybenzoic acid (2.0 g) in THF (100 mL) was added 2,2,2-trifluoroethylamine (1.26 g), HATU (3.87 g), and DIEA (1.7 ml). The mixture was stirred at room temperature for 12 h. Water (350 ml) and saturated sodium bicarbonate solution (350 ml) were added. The organic phase was separated and the aqueous phase was extracted with ethyl
15 acetate. The combined organic extracts were dried (sodium sulfate) and the solvent was removed in vacuum. Silica gel chromatography gave 2.57 g of the title compound.

¹H-NMR (400 MHz, DMSO-d₆): δ [ppm] = 3.92 (s, 3H), 4.11 (qd, 2H), 7.43 (dd, 1H), 7.56 (d, 1H), 7.72 (d, 1H), 9.19 (t, 1H).

20

Intermediate Example Int15.13

4-bromo-3-methoxy-N-[2-(methylsulfonyl)ethyl]benzamide

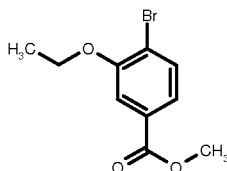


To a stirred suspension of 4-bromo-3-methoxybenzoic acid (1.0 g) in THF (50
25 mL) was added 2-(methylsulfonyl)ethanamine hydrochloride (1.09 g), HATU

(1.97 g), and DIEA (0.89 ml). The mixture was stirred at room temperature for 12 h. Water (350 ml) and saturated sodium bicarbonate solution (350 ml) were added. The organic phase was separated and the aqueous phase was extracted with ethyl acetate. The combined organic extracts were dried (sodium sulfate) and the solvent was removed in vacuum. Silica gel chromatography gave 809 mg of the title compound.

$^1\text{H-NMR}$ (400 MHz, DMSO-d_6): δ [ppm] = 3.04 (s, 3H), 3.38 (t, 2H), 3.63 - 3.72 (m, 2H), 3.90 (s, 3H), 7.36 (dd, 1H), 7.51 (d, 1H), 7.69 (d, 1H), 8.84 (t, 1H).

10 Intermediate Example Int16.1 methyl 4-bromo-3-ethoxybenzoate

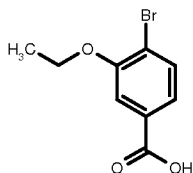


To a stirred solution of methyl 4-bromo-3-hydroxybenzoate (6.4 g) in DMF (35 mL) was added potassium carbonate (11.5 g and iodoethane (6.48 mg). The mixture was stirred at room temperature for 16 h. The solvent was removed in vacuum, ethyl acetate was added and the mixture was washed with water. The organic phase was washed with saturated sodium chloride solution, dried (sodium sulfate) and the solvent was removed in vacuum. Trituration of the residue with warm ethanol gave 5.7 g of the title compound.

$^1\text{H-NMR}$ (300MHz, DMSO-d_6): δ [ppm]= 1.34 (t, 3H), 3.82 (s, 3H), 4.14 (q, 2H), 7.42 (dd, 1H), 7.48 (d, 1H), 7.70 (d, 1H).

Intermediate Example Int16.2

25 4-bromo-3-ethoxybenzoic acid

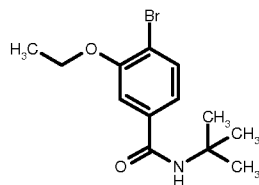


To a stirred solution of methyl 4-bromo-3-ethoxybenzoate (17.3 g) in THF (180 mL), methanol (60 mL) and water (60 mL) was added a 1 M solution of lithium hydroxide in water (200 mL). The mixture was stirred at room temperature for 1 h. Water was added and 1 N hydrochloric acid was added until pH 4 was reached. The precipitated solid was collected by filtration, was washed with water. The solid was dissolved in dichloromethane and methanol (10:1). The solution was washed with saturated sodium chloride solution, dried (sodium sulfate) and the solvent was removed in vacuum. Trituration of the residue with ether gave 15.4 g of the title compound.

¹H-NMR (400MHz, DMSO-d₆): δ [ppm]= 1.34 (t, 3H), 4.13 (q, 2H), 7.40 (dd, 1H), 7.48 (d, 1H), 7.67 (d, 1H), 13.17 (br. s., 1H).

Intermediate Example Int16.3

4-bromo-N-tert-butyl-3-ethoxybenzamide

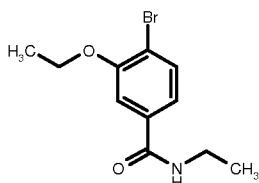


To a stirred suspension of 4-bromo-3-ethoxybenzoic acid (2.5 g) in dichloromethane (25 mL) was added DMF (0.8 mL) and oxalyl chloride (1.42 g). The mixture was stirred at room temperature for 1 h. The solvent was removed in vacuum, and the residue was dissolved in THF (50 mL). Hünig Base (5.3 mL) and 2-methylpropan-2-amine (1.13 g) was added and the mixture was stirred at room temperature for 1 h. The solvent was removed in vacuum, a mixture of dichloromethane and methanol (100:1) was added and the mixture was washed with a half-saturated solution of ammonium chloride. The organic phase was washed with a half-saturated solution of sodium bicarbonate, dried (sodium sulfate) and the solvent was removed in vacuum. Recrystallization of the residue from isopropanol gave 2.4 g of the title compound.

$^1\text{H-NMR}$ (300MHz, CHLOROFORM- d): δ [ppm]= 1.38 - 1.54 (m, 12H), 4.15 (q, 2H), 5.94 (br. s., 1H), 7.01 (dd, 1H), 7.37 (d, 1H), 7.52 (d, 1H).

Intermediate Example Int16.4

5 4-bromo-3-ethoxy-N-ethylbenzamide 101,3

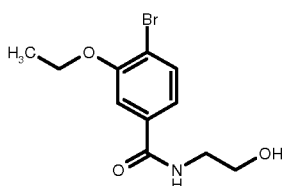


To a stirred suspension of 4-bromo-3-ethoxybenzoic acid (3.0 g) in dichloromethane (35 mL) was added DMF (0.1 mL) and oxalyl chloride (2.0 g). The mixture was stirred at room temperature for 1 h. The solvent was removed in vacuum, and the residue was dissolved in dichloromethane (30 mL). Ethanamine (1.6 g) was added and the mixture was stirred at room temperature for 3 h. Ethyl acetate was added and the mixture was washed with a half-saturated solution of sodium bicarbonate. The organic phase was washed with saturated sodium chloride solution, dried (sodium sulfate) and the solvent was removed in vacuum. Silica gel chromatography gave 2.7 g of the title compound.

$^1\text{H-NMR}$ (300MHz, DMSO- d_6): δ [ppm]= 1.08 (t, 3H), 1.34 (t, 3H), 3.17 - 3.29 (m, 2H), 4.13 (q, 2H), 7.32 (dd, 1H), 7.45 (d, 1H), 7.62 (d, 1H), 8.51 (t, 1H).

20 Intermediate Example Int16.5

4-bromo-3-ethoxy-N-(2-hydroxyethyl)benzamide



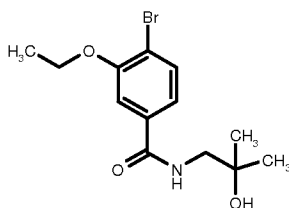
To a stirred suspension of 4-bromo-3-ethoxybenzoic acid (1.65 g) in dichloromethane (50 mL) was added DMF (0.5 mL) and oxalyl chloride (1.45 g). The mixture was stirred at room temperature for 1 h. The solvent was

removed in vacuum, and the residue was dissolved in THF (50 mL). Hünig Base (3.5 mL) and 2-aminoethanol (0.62 g) was added and the mixture was stirred at room temperature for 16 h. The solvent was removed in vacuum, ethyl acetate was added and the mixture was washed with a half-saturated solution of sodium bicarbonate and with a saturated solution of ammonium chloride. The organic phase was dried (sodium sulfate) and the solvent was removed in vacuum. Silica gel chromatography gave 1.3 g of the title compound.

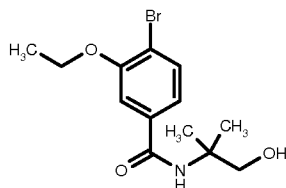
$^1\text{H-NMR}$ (300MHz, DMSO- d_6): δ [ppm]= 1.34 (t, 3H), 3.20 - 3.33 (m, 2H), 3.40 - 3.53 (m, 2H), 4.13 (q, 2H), 4.71 (t, 1H), 7.33 (dd, 1H), 7.48 (d, 1H), 7.62 (d, 1H), 8.50 (t, 1H).

Intermediate Example Int16.6

4-bromo-3-ethoxy-N-(2-hydroxy-2-methylpropyl)benzamide



- To a stirred suspension of 4-bromo-3-ethoxybenzoic acid (1.8 g) in dichloromethane (25 mL) was added DMF (0.1 mL) and oxalyl chloride (1.19 g). The mixture was stirred at room temperature for 1 h. The solvent was removed in vacuum, and the residue was dissolved in dichloromethane (25 mL). 1-Amino-2-methylpropan-2-ol (1.93 g) was added and the mixture was stirred at room temperature for 3 h. Ethyl acetate was added and the mixture was washed with a half-saturated solution of sodium bicarbonate. The organic phase was washed with saturated sodium chloride solution, dried (sodium sulfate) and the solvent was removed in vacuum. Silica gel chromatography gave 1.8 g of the title compound.
- $^1\text{H-NMR}$ (300MHz, DMSO- d_6): δ [ppm]= 1.06 (s, 6H), 1.34 (t, 3H), 3.21 (d, 2H), 4.14 (q, 2H), 4.51 (s, 1H), 7.35 (dd, 1H), 7.48 (d, 1H), 7.62 (d, 1H), 8.32 (t, 1H).

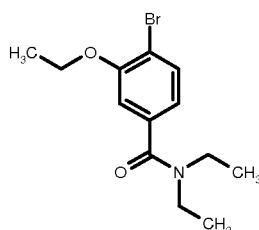
Intermediate Example Int16.7**4-bromo-3-ethoxy-N-(1-hydroxy-2-methylpropan-2-yl)benzamide**

5

To a stirred suspension of 4-bromo-3-ethoxybenzoic acid (1.7 g) in dichloromethane (50 mL) was added DMF (0.5 mL) and oxalyl chloride (1.50g). The mixture was stirred at room temperature for 1 h. The solvent was removed in vacuum, and the residue was dissolved in THF (50 mL). Hünig Base
10 (3.6 mL) and 2-Amino-2-methylpropan-1-ol (0.98 g) was added and the mixture was stirred at room temperature for 16 h. The solvent was removed in vacuum, ethyl acetate and methanol (100:1) were added and the mixture was washed with a half-saturated solution of sodium bicarbonate and with a saturated solution of ammonium chloride. The organic phase was dried
15 (sodium sulfate) and the solvent was removed in vacuum. Silica gel chromatography gave 1.66 g of the title compound.

¹H-NMR (400MHz, DMSO-d₆): δ [ppm]= 1.27 (s, 6H), 1.34 (t, 3H), 3.44 - 3.51 (m, 2H), 4.13 (q, 2H), 4.84 (t, 1H), 7.29 (dd, 1H), 7.39 (d, 1H), 7.57 (br. s, 1H), 7.59 (d, 1H).

20

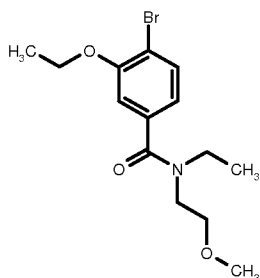
Intermediate Example Int16.8**4-bromo-3-ethoxy-N,N-diethylbenzamide**

To a stirred solution of 4-bromo-3-ethoxybenzoic acid (1.0 g) in THF (50 mL) was added Hünig Base (0.82 mL), diethylamine (0.50 mL) and HATU (1.83 g). The mixture was stirred at room temperature for 16 h. A mixture of ethyl acetate and hexane (3:1) was added and the mixture was washed with a half-saturated solution of sodium bicarbonate and with a saturated solution of ammonium chloride. The organic phase was washed with saturated sodium chloride solution, dried (sodium sulfate) and the solvent was removed in vacuum. Silica gel chromatography gave 850 mg of the title compound.

¹H-NMR (300MHz, CHLOROFORM-d): δ [ppm]= 0.98 - 1.34 (m, 6H), 1.47 (t, 3H), 3.10 - 3.67 (m, 4H), 4.11 (q, 2H), 6.80 (dd, 1H), 6.89 (d, 1H), 7.54 (d, 1H).

Intermediate Example Int16.9

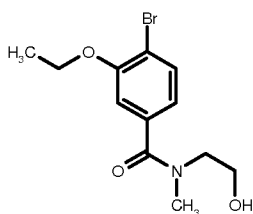
4-bromo-3-ethoxy-N-ethyl-N-(2-methoxyethyl)benzamide



To a stirred solution of 4-bromo-3-ethoxybenzoic acid (0.83 g) in THF (25 mL) was added Hünig Base (0.68 mL), 2-ethoxy-N-ethylethanamine (0.50 mL) and HATU (1.51 g). The mixture was stirred at room temperature for 16 h. Ethyl acetate was added and the mixture was washed with a half-saturated solution of sodium bicarbonate and with a saturated solution of ammonium chloride. The organic phase was washed with saturated sodium chloride solution, dried (sodium sulfate) and the solvent was removed in vacuum. Aminophase-silica-gel chromatography gave 870 mg of the title compound.

¹H-NMR (300MHz, DMSO-d₆): δ [ppm]= 0.90 - 1.15 (m, 3H), 1.31 (t, 3H), 3.09 - 3.59 (m, 9H), 4.09 (q, 2H), 6.80 (d, 1H), 7.02 (br. d, 1H), 7.57 (d, 1H).

Intermediate Example Int16.10

4-bromo-3-ethoxy-N-(2-hydroxyethyl)-N-methylbenzamide

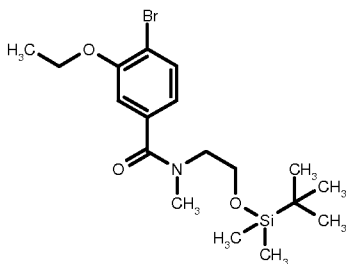
To a stirred suspension of 4-bromo-3-ethoxybenzoic acid (1.5 g) in dichloromethane (45 mL) was added DMF (0.1 mL) and oxalyl chloride (1.01 g).

- 5 The mixture was stirred at room temperature for 1 h. The solvent was removed in vacuum, and the residue was dissolved in dichloromethane (25 mL). 2-(methylamino)ethanol (1.38 g) was added and the mixture was stirred at room temperature for 2 h. Ethyl acetate was added and the mixture was washed with a half-saturated solution of sodium bicarbonate. The organic
- 10 phase was washed with saturated sodium chloride solution, dried (sodium sulfate) and the solvent was removed in vacuum. Silica gel chromatography followed by aminophase-silica-gel chromatography gave 1.3 g of the title compound.

- ¹H-NMR (400MHz, DMSO-d₆): δ [ppm]= 1.32 (t, 3H), 2.82 - 2.98 (m, 3H), 3.15 - 3.63 (m, 4H), 4.02 - 4.14 (m, 2H), 4.71 - 4.84 (m, 1H), 6.85 (dd, 1H), 6.98 - 7.13 (m, 1H), 7.51 - 7.63 (m, 1H).
- 15

Intermediate Example Int16.11

- 4-bromo-N-(2-[[tert-butyl(dimethyl)silyl]oxy]ethyl)-3-ethoxy-N-methylbenzamide**
- 20



To a stirred solution of **Int15.10** (1.3 g) in THF (15 mL) was added Hünig Base (0.88 mL), imidazole (30 mg) and tert-butyl(chloro)dimethylsilane (0.78 g).

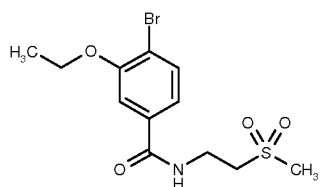
The mixture was stirred at room temperature for 16 h. Water was added and the mixture extracted with ethyl acetate. The organic phase was washed with saturated sodium chloride solution, dried (sodium sulfate) and the solvent was removed in vacuum. Silica gel chromatography gave 1.45 g of the title

5 compound.

$^1\text{H-NMR}$ (300MHz, DMSO-d_6): δ [ppm]= -0.13 - 0.11 (m, 6H), 0.81 (d, 9H), 1.31 (t, 3H), 2.92 (br. s., 3H), 3.29 - 3.82 (m, 4H), 4.08 (q, 2H), 6.75 - 6.90 (m, 1H), 7.00 (d, 1H), 7.48 - 7.66 (m, 1H).

10 Intermediate Example Int16.12

4-bromo-3-ethoxy-N-[2-(methylsulfonyl)ethyl]benzamide



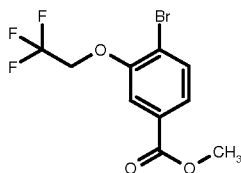
To a stirred suspension of 4-bromo-3-ethoxybenzoic acid (1.1 g) in THF (53 mL) was added 2-(methylsulfonyl)ethanamine hydrochloride (1.13 g), HATU (2.05 g), and DIEA (0.92 ml). The mixture was stirred at room temperature for 12 h. Water (350 ml) and saturated sodium bicarbonate solution (350 ml) were added. The organic phase was separated and the aqueous phase was extracted with ethyl acetate. The combined organic extracts were dried (sodium sulfate) and the solvent was removed in vacuum. Silica gel chromatography gave 808

20 mg of the title compound.

$^1\text{H-NMR}$ (400 MHz, DMSO-d_6): δ [ppm] = 1.38 (t, 3H), 3.03 (s, 3H), 3.38 (t, 2H), 3.61 - 3.71 (m, 2H), 4.16 (q, 2H), 7.35 (dd, 1H), 7.49 (d, 1H), 7.69 (d, 1H), 8.82 (t, 1H).

25 Intermediate Example Int17.1

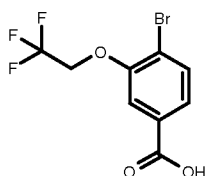
methyl 4-bromo-3-(2,2,2-trifluoroethoxy)benzoate



- To a stirred solution of methyl 4-bromo-3-hydroxybenzoate (2.5 g) in acetonitrile (0.5 mL) and DMF (10 mL) in a microwave tube was added
- 5 potassium carbonate (2.93 g) and 2,2,2-trifluoroethyl trifluoromethanesulfonate (2.79 g). The mixture was heated to 150°C in a microwave oven for 30 minutes. The solvent was removed in vacuum, ethyl acetate was added and the mixture was washed with water. The organic phase was washed with saturated sodium chloride solution, dried (sodium sulfate)
- 10 and the solvent was removed in vacuum. Recrystallization of the residue from ethanol gave 1.2 g of the title compound. The mother liquor was concentrated in vacuum and purified by aminophase-silica-gel chromatography followed by recrystallized from methanol and water to give further 0.64 g of the title compound.
- 15 ¹H-NMR (300MHz, CHLOROFORM-d): δ [ppm]= 3.93 (s, 3H), 4.47 (q, 2H), 7.56 (d, 1H), 7.58 - 7.70 (m, 2H).

Intermediate Example Int17.2

20 4-bromo-3-(2,2,2-trifluoroethoxy)benzoic acid



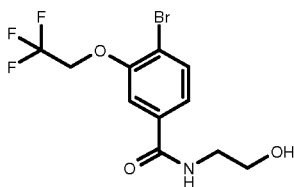
- To a stirred solution of **Int17.1** (1.83 g) in THF (30 mL), methanol (10 mL) and water (10 mL) was added a 1 M solution of lithium hydroxide in water (18 mL).
- 25 The mixture was stirred at room temperature for 1 h. Water was added and 2 N hydrochloric acid was added until pH 4 was reached. The precipitated solid

was collected by filtration, was washed with water. The solid was suspended with toluene and concentrated in vacuum. Trituration of the residue with hexane gave 1.6 g of the title compound.

- ¹H-NMR (300MHz, DMSO-d₆): δ [ppm]= 4.95 (q, 2H), 7.51 (dd, 1H), 7.65 (d, 1H),
5 7.74 (d, 1H), 13.29 (br. s., 1H).

Intermediate Example Int17.3

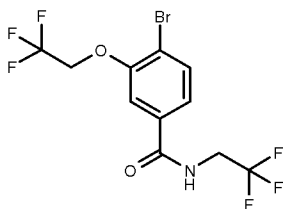
4-bromo-N-(2-hydroxyethyl)-3-(2,2,2-trifluoroethoxy)benzamide



- 10 To a stirred suspension of **Int17.2** (1.53 g) in dichloromethane (35 mL) was added DMF (0.4 mL) and oxalyl chloride (0.97 g). The mixture was stirred at room temperature for 1 h. The solvent was removed in vacuum, and the residue was dissolved in THF (25 mL). Hünig Base (2.7 mL) and 2-aminoethanol (0.47 g) was added and the mixture was stirred at room temperature for 16 h.
- 15 The solvent was removed in vacuum, ethyl acetate was added and the mixture was washed with a half-saturated solution of sodium bicarbonate and with a saturated solution of ammonium chloride. The organic phase was dried (sodium sulfate) and the solvent was removed in vacuum. Silica gel chromatography gave 1.50 g of the title compound.
- 20 ¹H-NMR (300MHz, DMSO-d₆): δ [ppm]= 3.24 - 3.35 (m, 2H), 3.42 - 3.52 (m, 2H), 4.73 (t, 1H), 4.89 (q, 2H), 7.44 (dd, 1H), 7.62 (d, 1H), 7.70 (d, 1H), 8.50 (t, 1H).

Intermediate Example Int17.4

- 25 **4-bromo-3-(2,2,2-trifluoroethoxy)-N-(2,2,2-trifluoroethyl)benzamide**

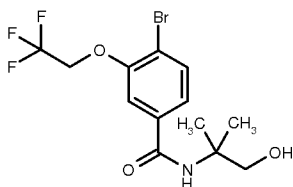


To a stirred suspension of 4-bromo-3-(2,2,2-trifluoroethoxy)benzoic acid (2.0 g) in THF (100 mL) was added 2,2,2-trifluoroethylamine (0.99 g), HATU (3.05 g), and DIEA (1.03 mL). The mixture was stirred at room temperature for 12 h.

- 5 Water (350 mL) and saturated sodium bicarbonate solution (350 mL) were added. The organic phase was separated and the aqueous phase was extracted with ethyl acetate. The combined organic extracts were dried (sodium sulfate) and the solvent was removed in vacuum. Silica gel chromatography gave 2.42 g of the title compound as colourless solid.
- 10 $^1\text{H-NMR}$ (400 MHz, DMSO-d_6): δ [ppm] = 4.13 (qd, 2H), 4.95 (q, 2H), 7.52 (dd, 1H), 7.69 (d, 1H), 7.79 (d, 1H), 9.17 (t, 1H).

Intermediate Example Int17.5

- 15 **4-bromo-N-(1-hydroxy-2-methylpropan-2-yl)-3-(2,2,2-trifluoroethoxy)benzamide**

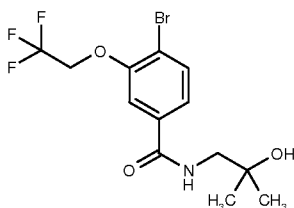


- To a stirred suspension of 4-bromo-3-(2,2,2-trifluoroethoxy)benzoic acid (1.8 g) in THF (70 mL) was added 1-amino-2-methylpropan-2-ol (0.85 g), HATU (2.75 g), and DIEA (1.23 mL). The mixture was stirred at room temperature for
- 20 12 h. Water (350 mL) and saturated sodium bicarbonate solution (350 mL) were added. The organic phase was separated and the aqueous phase was extracted with ethyl acetate. The combined organic extracts were dried (sodium sulfate) and the solvent was removed in vacuum. Silica gel chromatography gave 1.97 g of the title compound.

¹H-NMR (400 MHz, DMSO-d₆): δ [ppm] = 1.31 (s, 6H), 3.52 (d, 2H), 4.88 (t, 1H), 4.94 (q, 2H), 7.43 (dd, 1H), 7.57 (d, 1H), 7.61 (s, 1H), 7.70 (d, 1H).

Intermediate Example Int17.6

5 4-bromo-N-(2-hydroxy-2-methylpropyl)-3-(2,2,2-trifluoroethoxy)benzamide

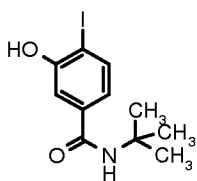


To a stirred suspension of 4-bromo-3-(2,2,2-trifluoroethoxy)benzoic acid (1.8 g) in THF (70 mL) was added 2-amino-2-methylpropan-1-ol (0.85 g), HATU (2.75 g), and DIEA (1.23 ml). The mixture was stirred at room temperature for 12 h. Water (350 ml) and saturated sodium bicarbonate solution (350 ml) were added. The organic phase was separated and the aqueous phase was extracted with ethyl acetate. The combined organic extracts were dried (sodium sulfate) and the solvent was removed in vacuum. Silica gel chromatography gave 2.2 g of the title compound.

¹H-NMR (400 MHz, DMSO-d₆): δ [ppm] = 1.10 (s, 6H), 3.26 (d, 2H), 4.56 (s, 1H), 4.95 (q, 2H), 7.49 (dd, 1H), 7.67 (d, 1H), 7.73 (d, 1H), 8.36 (t, 1H).

Intermediate Example Int18.1

N-tert-butyl-3-hydroxy-4-iodobenzamide



3-Hydroxy-4-iodobenzoic acid (WO2006/18325) (3.00 g) was dissolved in THF (50 mL) and *tert*-butylamine (997 mg), *N*-ethyl-diisopropylamine (1.76 g), and HATU (5.18 g) were added. The mixture was stirred overnight at rt. Subsequently, it was diluted with ethyl acetate (400 mL) and washed with satd. aqueous sodium bicarbonate solution, ammonium chloride solution,

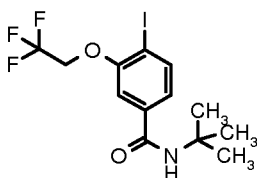
buffer solution (pH 2), and brine. The organic layer was dried over Na₂SO₄, and the solvent was evaporated. The residue was purified by column chromatography on silica gel (eluent: cyclohexane / ethyl acetate gradient 4:1 to 1:1) to yield 2.5 g (60% yield, 88% purity) of the title compound.

- 5 ¹H-NMR (400MHz, DMSO-d₆): δ [ppm]= 1.35 (s, 9H), 7.00 (dd, 1H), 7.24 (d, 1H), 7.68 - 7.72 (m, 2H), 10.49 (br. s, 1H).

Intermediate Example Int18.2

N-tert-butyl-4-iodo-3-(2,2,2-trifluoroethoxy)benzamide

10

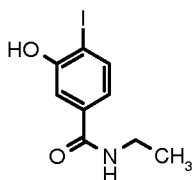


- N-tert-butyl-3-hydroxy-4-iodobenzamide (**Int18.1**) (1.20 g) was dissolved in DMF (7.8 mL) and acetonitrile (0.3 mL), and K₂CO₃ (1.04 g) and 2,2,2-trifluoroethyl trifluoromethanesulfonate (916 mg) were added. The mixture
15 was heated for 30 min in a microwave oven to 150 °C. Subsequently, the reaction mixture was diluted with water and three times extracted with ethyl acetate. The combined organic layers were washed three times with aqueous NH₄Cl solution, then with satd. aqueous NaHCO₃ solution and with brine. It was dried over Na₂SO₄, and the solvent was evaporated to yield 1.43 g (93%) of the
20 title compound as white crystals.

¹H-NMR (400MHz, DMSO-d₆): δ [ppm]= 1.38 (s, 9H), 4.91 (q, 2H), 7.28 (dd, 1H), 7.45 (d, 1H), 7.78 (br. s, 1H), 7.87 (d, 1H).

25 Intermediate Example Int19.1

N-ethyl-3-hydroxy-4-iodobenzamide

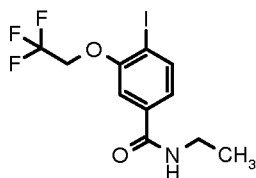


3-Hydroxy-4-iodobenzoic acid (WO2006/18325) (3.00 g) was dissolved in THF (50 mL) and ethylamine (2M solution in THF, 6.8 mL), *N*-ethyl-diisopropylamine (1.76 g), and HATU (5.18 g) were added. The mixture was stirred overnight at
5 rt. Subsequently, it was diluted with ethyl acetate (200 mL) and washed with ½ satd. aqueous ammonium chloride solution, satd. aqueous sodium bicarbonate solution, and brine. The organic layer was dried over Na₂SO₄, and the solvent was evaporated. The residue was titrated with DCM, and the precipitate was collected by suction filtration to yield 1.67 g (49% yield) of the
10 title compound.

¹H-NMR (400MHz, DMSO-d₆): δ [ppm]= 1.10 (t, 3H), 3.20 - 3.28 (m, 2H), 7.04 (dd, 1H), 7.32 (d, 1H), 7.74 (d, 1H), 8.42 (t, 1H), 10.52 (br. s, 1H).

Intermediate Example Int19.2

15 N-ethyl-4-iodo-3-(2,2,2-trifluoroethoxy)benzamide

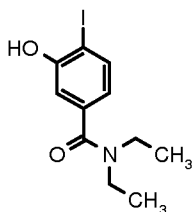


N-ethyl-3-hydroxy-4-iodobenzamide (**Int19.1**) (1.00 g) was dissolved in DMF (7.1 mL) and acetonitrile (0.29 mL), and K₂CO₃ (950 mg) and 2,2,2-
20 trifluoroethyl trifluoromethanesulfonate (837 mg) were added. The mixture was heated for 30 min in a microwave oven to 150 °C. Subsequently, the reaction mixture was diluted with water and three times extracted with ethyl acetate. The combined organic layers were washed three times with aqueous NH₄Cl solution, then with satd. aqueous NaHCO₃ solution and with brine. The
25 organic layer was dried over Na₂SO₄, and the solvent was evaporated to yield 1.25 g (98%) of the title compound.

$^1\text{H-NMR}$ (400MHz, DMSO-d_6): δ [ppm]= 1.13 (t, 3H), 3.25 - 3.33 (m, 2H), 4.89 (q, 2H), 7.30 (dd, 1H), 7.51 (d, 1H), 7.91 (d, 1H), 8.51 (t, 1H).

Intermediate Example Int20.1

5 **N,N-diethyl-3-hydroxy-4-iodobenzamide**

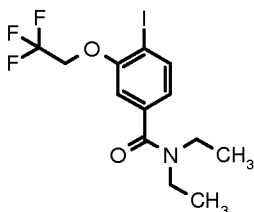


3-Hydroxy-4-iodobenzoic acid (WO2006/18325) (10.0 g) was dissolved in a mixture of DCM (75 mL) and DMF (50 mL) and cooled to 0 °C. Oxalyl chloride
10 (7.21 g) was added, and the mixture was stirred for 10 min. Subsequently, diethylamine (6.93 g) was added, and the mixture was warmed to r.t. and stirred for 1.5 h. The reaction mixture was then diluted with water and three times extracted with ethyl acetate. The combined organic layers were washed with aqueous buffer solution (pH 2), satd. NaHCO_3 solution, and brine, then
15 dried over Na_2SO_4 , and the solvent was evaporated. The title compound (8.40 g, 66%) was obtained as an oil.

$^1\text{H-NMR}$ (400MHz, DMSO-d_6): δ [ppm]= 1.07 (br. s, 6H), 3.16 (br. s, 2H), 3.39 (br. s, 2H), 6.55 (dd, 1H), 6.80 (d, 1H), 7.71 (d, 1H), 10.56 (br. s, 1H).

20 **Intermediate Example Int20.2**

N,N-diethyl-4-iodo-3-(2,2,2-trifluoroethoxy)benzamide



N,N-Diethyl-3-hydroxy-4-iodobenzamide (**Int20.1**) (1.00 g) was dissolved in
25 DMF (6.5 mL) and acetonitrile (0.26 mL), and K_2CO_3 (866 mg) and 2,2,2-

trifluoroethyl trifluoromethanesulfonate (764 mg) were added. The mixture was heated for 30 min in a microwave oven to 150 °C. Subsequently, the reaction mixture was diluted with water and three times extracted with ethyl acetate. The combined organic layers were washed three times with aqueous

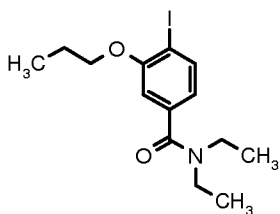
5 NH₄Cl solution, then with satd. aqueous NaHCO₃ solution and with brine. It was dried over Na₂SO₄, and the solvent was evaporated to yield 1.25 g (99%) of the title compound as an oil.

¹H-NMR (400MHz, DMSO-d₆): δ [ppm]= 0.99 - 1.18 (m, 6H), 3.11 - 3.22 (m, 2H), 3.36 - 3.47 (m, 2H), 4.89 (q, 2H), 6.79 (dd, 1H), 7.11 (d, 1H), 7.86 (d, 1H).

10

Intermediate Example Int20.3

N,N-diethyl-4-iodo-3-propoxybenzamide



N,N-Diethyl-3-hydroxy-4-iodobenzamide (**Int20.1**) (630 mg) was dissolved in

15 DMF (4.2 mL) and acetonitrile (0.17 mL), and K₂CO₃ (546 mg) and 1-iodopropane (352 mg) were added. The mixture was heated for 30 min in a microwave oven to 150 °C. Subsequently, the reaction mixture was diluted with water and three times extracted with ethyl acetate. The combined organic layers were washed three times with aqueous NH₄Cl solution, then

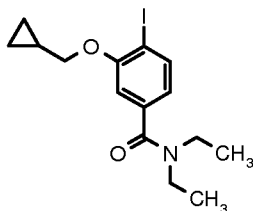
20 with satd. aqueous NaHCO₃ solution and with brine. It was dried over Na₂SO₄, and the solvent was evaporated to yield 670 mg (94%) of the title compound as an oil.

¹H-NMR (400MHz, DMSO-d₆): δ [ppm]= 1.00 - 1.18 (m, 6H), 1.03 (t, 3H), 1.69 - 1.80 (m, 2H), 3.10 - 3.25 (m, 2H), 3.35 - 3.47 (m, 2H), 4.02 (t, 2H), 6.69 (dd, 1H), 6.90 (d, 1H), 7.80 (d, 1H).

25

Intermediate Example Int20.4

3-(cyclopropylmethoxy)-N,N-diethyl-4-iodobenzamide

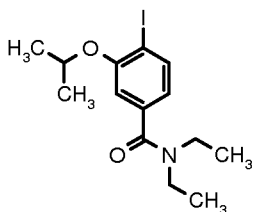


N,N-Diethyl-3-hydroxy-4-iodobenzamide (**Int20.1**) (618 mg) was dissolved in DMF (2.7 mL) and acetonitrile (0.1 mL), and K₂CO₃ (535 mg) and 1-(bromomethyl)cyclopropane (275 g) were added. The mixture was heated for 30 min in a microwave oven to 150 °C. Subsequently, the reaction mixture was diluted with water and extracted three times with ethyl acetate. The combined organic layers were washed three times with aqueous NH₄Cl solution, then with satd. aqueous NaHCO₃ solution and with brine. It was dried over Na₂SO₄, and the solvent was evaporated to yield 498 mg (63%) of the title compound as an oil.

¹H-NMR (400MHz, DMSO-d₆): δ [ppm]= 0.34 - 0.40 (m, 2H), 0.54 - 0.60 (m, 2H), 0.99 - 1.08 (m, 3H), 1.09 - 1.16 (m, 3H), 1.17 - 1.28 (m, 1H), 3.09 - 3.23 (m, 2H), 3.35 - 3.45 (m, 2H), 3.94 (d, 2H), 6.68 (dd, 1H), 6.89 (d, 1H), 7.80 (d, 1H).

Intermediate Example Int20.5

N,N-diethyl-4-iodo-3-isopropoxybenzamide



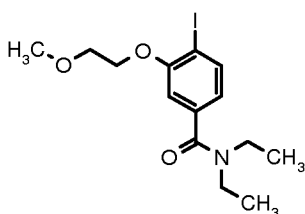
N,N-Diethyl-3-hydroxy-4-iodobenzamide (**Int20.1**) (400 mg) was dissolved in DMF (2.7 mL) and acetonitrile (0.10 mL), and K₂CO₃ (346 mg) and 2-iodopropane (224 mg) were added. The mixture was heated for 30 min in a microwave oven to 150 °C. Subsequently, the reaction mixture was diluted with water and three times extracted with ethyl acetate. The combined organic layers were washed three times with aqueous NH₄Cl solution, then

with satd. aqueous NaHCO₃ solution and with brine. It was dried over Na₂SO₄, and the solvent was evaporated to yield 425 mg (92%) of the title compound as an oil.

¹H-NMR (400MHz, DMSO-d₆): δ [ppm]= 1.00 - 1.18 (m, 6H), 1.29 (d, 6H), 3.11 - 3.25 (m, 2H), 3.34 - 3.47 (m, 2H), 4.72 (spt, 1H), 6.67 (dd, 1H), 6.94 (d, 1H), 7.80 (d, 1H).

Intermediate Example Int20.6

N,N-diethyl-4-iodo-3-(2-methoxyethoxy)benzamide



10

N,N-Diethyl-3-hydroxy-4-iodobenzamide (**Int20.1**) (423 mg) was dissolved in DMF (2.8 mL) and acetonitrile (0.11 mL), and K₂CO₃ (266 mg) and 1-bromo-2-methoxyethane (193 mg) were added. The mixture was heated for 30 min in a microwave oven to 150 °C. Thereafter, further 1-bromo-2-methoxyethane (193 mg) was added, and the mixture was heated for additional 30 min.

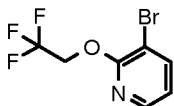
Subsequently, the reaction mixture was diluted with water and three times extracted with ethyl acetate. The combined organic layers were washed three times with aqueous NH₄Cl solution, then with satd. aqueous NaHCO₃ solution and with brine. It was dried over Na₂SO₄, and the solvent was evaporated to yield 470 mg (94%) of the title compound as an oil.

¹H-NMR (400MHz, DMSO-d₆): δ [ppm]= 0.98 - 1.19 (m, 6H), 3.10 - 3.24 (m, 2H), 3.35 (s, 3H), 3.36 - 3.47 (m, 2H), 3.68 - 3.71 (m, 2H), 4.17 - 4.20 (m, 2H), 6.70 (dd, 1H), 6.94 (d, 1H), 7.81 (d, 1H).

25

Intermediate Example Int21.1

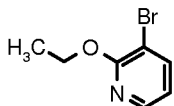
3-bromo-2-(2,2,2-trifluoroethoxy)pyridine



2,2,2-Trifluoroethanol (7.80 g) was dissolved in THF (200 mL) and sodium hydride (3.12 g, 60% in mineral oil) was added. The mixture was stirred for 30 min at rt. The solution was subsequently cooled to <5 °C and 3-bromo-2-chloropyridine (3.00 g) was added as a solution in THF (10 mL). The mixture was heated for 48 h to 50 °C. Satd. aqueous ammonium chloride solution was added, and the solvent was removed in vacuo. The residue was diluted in ethyl acetate and washed with water. The organic layer was dried over sodium sulphate, and the solvent was evaporated. The crude product was purified by column chromatography on silica gel (eluent: cyclohexane / ethyl acetate 20:1) to yield 2.55 g (64% yield) of the title compound as an oil.

¹H-NMR (400MHz, DMSO-d₆): δ [ppm]= 5.07 (q, 2H), 7.09 (dd, 1H), 8.15 (dd, 1H), 8.21 (dd, 1H).

Intermediate Example Int22.1
3-bromo-2-ethoxypyridine



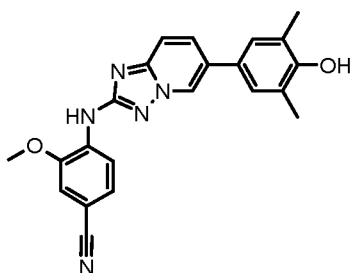
3-Bromo-2-chloropyridine (10.0 g) was dissolved in ethanol (100 mL) and a solution of sodium ethylate in ethanol (70.8 mL, 21%) was added. The mixture was heated to reflux overnight. The solvent was then removed in vacuo and the residue was dissolved in ethyl acetate and washed with satd. aqueous ammonium chloride solution. The organic layer was dried over sodium sulphate, and the solvent was evaporated. The crude product was purified by column chromatography on silica gel (eluent: cyclohexane / ethyl acetate 10:1) to yield 7.26 g (69%) of an yellow oil.

¹H-NMR (400MHz, DMSO-d₆): δ [ppm]= 1.34 (t, 3H), 4.37 (q, 2H), 6.93 (dd, 1H), 8.02 (dd, 1H), 8.15 (dd, 1H).

EXAMPLES

Example 1.1

4-{{6-(4-hydroxy-3,5-dimethylphenyl)[1,2,4]triazolo[1,5-a]pyridin-2-yl}amino}-3-methoxybenzonitrile

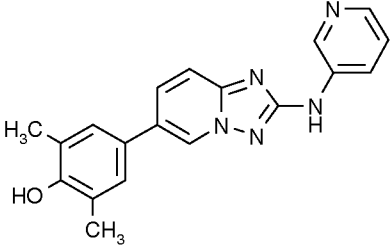
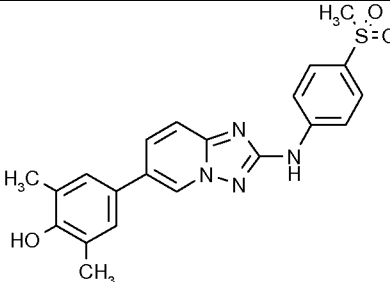
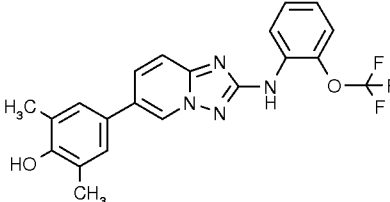
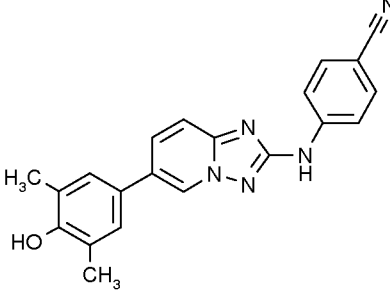
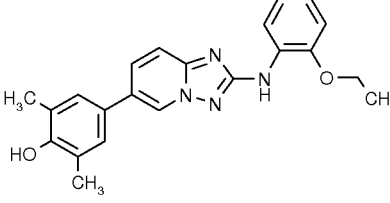
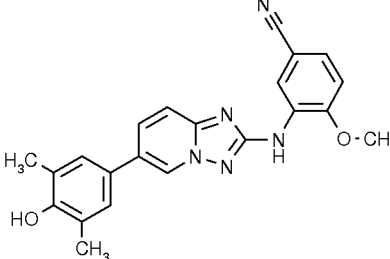
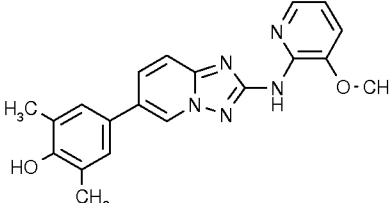


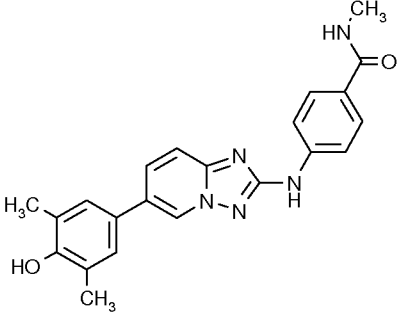
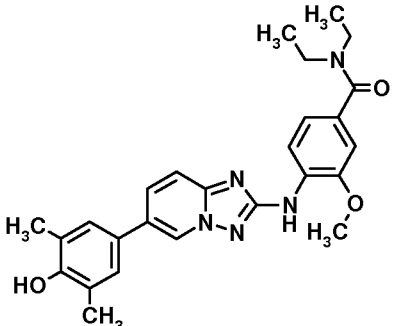
0.18 mmol intermediate example 2.1 (0.45 mL, 0.4M in NMP), 0.15 mmol 4-Bromo-3-methoxybenzonitrile (1.44 mL, 0.5M in NMP, 4 eq), 0.018 mmol $\text{Pd}_2(\text{dba})_3$ (0.180 mL, 0.1M in NMP, 0.1 eq), 0.036 mmol rac-BINAP (0.180 mL, 0.1M in NMP, 0.2 eq) and 0.3 mmol NaOtBu (0.188 mL, 1.6M in water, 3 eq) were combined in a sealed vial and heated at 170 °C under microwave irradiation for 45 min. After cooling, the solution was filtered and subjected to preparative HPLC to give 12.0 mg (17 %) 4-{{6-(4-hydroxy-3,5-dimethylphenyl)[1,2,4]triazolo[1,5-a]pyridin-2-yl}amino}-3-methoxybenzonitrile: $^1\text{H-NMR}$ (300 MHz, $\text{d}_6\text{-DMSO}$): δ = 9.00 (1H, s), 9.02 (1H, s), 8.61 (1H, s), 8.42 (1H, d), 8.41 (1H, s), 7.88 (1H, d), 7.62 (1H, d), 7.43 (1H, d), 7.40 (1H, s), 7.33 (2H, s), 3.90 (3H, s), 2.20 (6H, s) ppm. UPLC-MS: RT = 1.23 min; m/z (ES+) 386.4 $[\text{MH}^+]$; required MW = 385.4.

The following compound examples were prepared analogously to the procedure described above [LC-MS data such as retention time (RT in min) or observed mass peak were collected using LC-MS Method A unless explicitly stated]:

N.B. In the Table, "MW_{found}" means "[M+H]⁺_{found}", *i.e.* molecular weight plus one atomic mass unit.

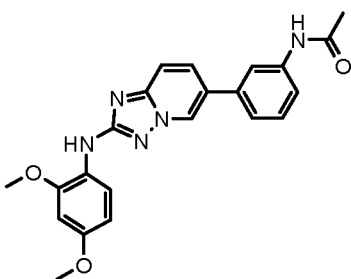
Example	Structure	Name	Analytical Data
1.2		4-{2-[(2,4-dimethoxyphenyl)amino][1,2,4]triazolo[1,5-a]pyridin-6-yl}-2,6-dimethylphenol	RT = 1.20 MW _{found} = 391.4 MW _{calc} = 390.4
1.3		4-{2-[(2-methoxyphenyl)amino][1,2,4]triazolo[1,5-a]pyridin-6-yl}-2,6-dimethylphenol	RT = 1.25 MW _{found} = 361.4 MW _{calc} = 360.4
1.4		2,6-dimethyl-4-{2-(pyrimidin-5-ylamino)[1,2,4]triazolo[1,5-a]pyridin-6-yl}phenol	RT = 0.86 MW _{found} = 333.4 MW _{calc} = 332.4
1.5		4-{2-[(2,5-dimethoxyphenyl)amino][1,2,4]triazolo[1,5-a]pyridin-6-yl}-2,6-dimethylphenol	RT = 1.25 MW _{found} = 391.4 MW _{calc} = 390.4
1.6		4-{2-[(5-fluoro-2-methoxyphenyl)amino][1,2,4]triazolo[1,5-a]pyridin-6-yl}-2,6-dimethylphenol	RT = 1.30 MW _{found} = 379.4 MW _{calc} = 378.4
1.7		2-{[6-(4-hydroxy-3,5-dimethylphenyl)[1,2,4]triazolo[1,5-a]pyridin-2-yl]amino}benzonitrile	RT = 0.75 MW _{found} = 356.4 MW _{calc} = 355.4

1.8		2,6-dimethyl-4-[2-(pyridin-3-ylamino)[1,2,4]triazolo[1,5-a]pyridin-6-yl]phenol	RT = 0.72 MW _{found} = 332.4 MW _{calc} = 331.4
1.9		2,6-dimethyl-4-(2-{[4-(methylsulfonyl)phenyl]amino}[1,2,4]triazolo[1,5-a]pyridin-6-yl]phenol	RT = 1.02 MW _{found} = 409.5 MW _{calc} = 408.5
1.10		2,6-dimethyl-4-(2-{[2-(trifluoromethoxy)phenyl]amino}[1,2,4]triazolo[1,5-a]pyridin-6-yl]phenol	RT = 1.36 MW _{found} = 415.4 MW _{calc} = 414.4
1.11		4-{[6-(4-hydroxy-3,5-dimethylphenyl)[1,2,4]triazolo[1,5-a]pyridin-2-yl]amino}benzonitrile	RT = 1.10 MW _{found} = 356.4 MW _{calc} = 355.4
1.12		4-{2-[(2-ethoxyphenyl)amino][1,2,4]triazolo[1,5-a]pyridin-6-yl}-2,6-dimethylphenol	RT = 1.33 MW _{found} = 375.4 MW _{calc} = 374.4
1.13		3-{[6-(4-hydroxy-3,5-dimethylphenyl)[1,2,4]triazolo[1,5-a]pyridin-2-yl]amino}-4-methoxybenzonitrile	RT = 1.22 MW _{found} = 386.4 MW _{calc} = 385.4
1.14		4-{2-[(3-methoxypyridin-2-yl)amino][1,2,4]triazolo[1,5-a]pyridin-6-yl}-2,6-dimethylphenol	RT = 0.74 MW _{found} = 362.4 MW _{calc} = 361.4

1.15		4-[[6-(4-hydroxy-3,5-dimethylphenyl)[1,2,4]triazolo[1,5-a]pyridin-2-yl]amino]-N-methylbenzamide	RT = 0.96 MW _{found} = 388.4 MW _{calc} = 387.4
1.16		N,N-Diethyl-4-[[6-(4-hydroxy-3,5-dimethylphenyl)-[1,2,4]triazolo[1,5-a]pyridin-2-yl]amino]-3-methoxybenzamide	RT = 1.31 MW _{found} = 460.6 MW _{calc} = 459.6

Example 2.1

N-(3-{2-[(2,5-dimethoxyphenyl)amino][1,2,4]triazolo[1,5-a]pyridin-6-yl}phenyl)acetamide



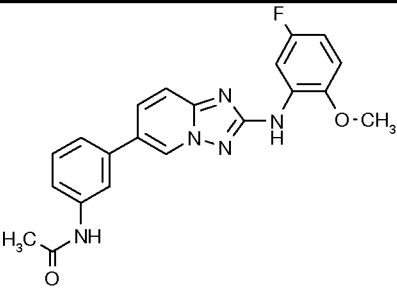
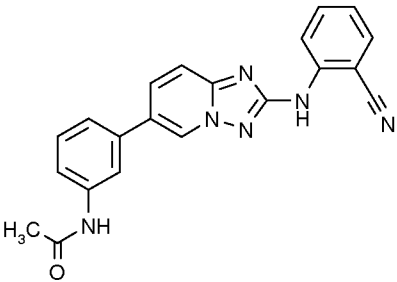
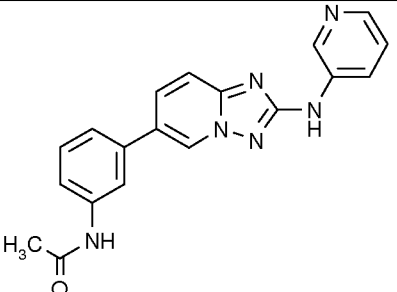
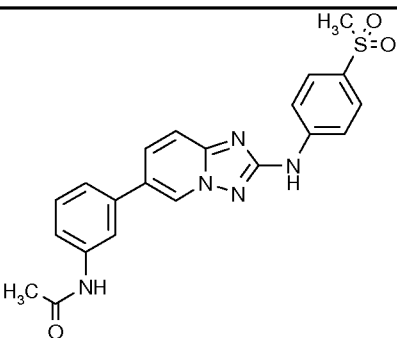
Example 2.1 was synthesized analogously to example 1.1 using 0.18 mmol intermediate example 2.2 to give 7.2 mg (10 %) N-(3-{2-[(2,5-dimethoxyphenyl)amino][1,2,4]triazolo[1,5-a]pyridin-6-yl}phenyl)acetamide:

¹H-NMR (300 MHz, d₆-DMSO): δ = 10.05 (1H, s), 9.02 (1H, s), 8.00 - 7.91 (2H, m), 7.80 (1H, d), 7.65 (1H, d), 7.58 (1H, d) 7.45 - 7.35 (2H, m), 6.90 (1H, d), 6.46 (1H, d), 3.79 (3H, s), 3.70 (3H, s), 2.03 (3H, s) ppm. UPLC-MS: RT = 1.10 min; m/z (ES⁺) 404.4 [MH⁺]; required MW = 403.4.

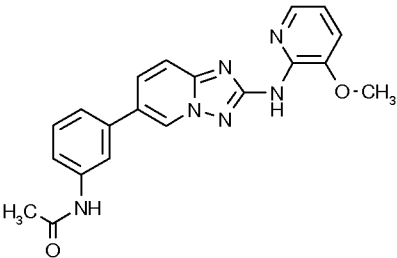
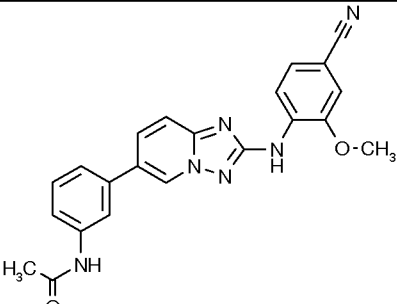
The following compound examples were prepared analogously to the procedure described above [LC-MS data such as retention time (RT in min) or observed mass peak were collected using LC-MS Method A unless explicitly stated]:

5

N.B. In the Table, "MW_{found}" means "[M+H]⁺_{found}", *i.e.* molecular weight plus one atomic mass unit.

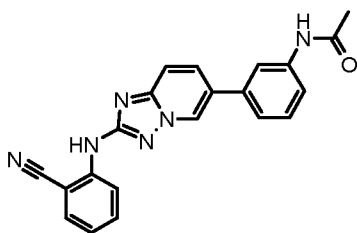
Example	Structure	Name	Analytical Data
2.2		N-(3-{2-[(5-fluoro-2-methoxyphenyl)amino][1,2,4]triazolo[1,5-a]pyridin-6-yl}phenyl)acetamide	RT = 1.15 MW _{found} = 392.4 MW _{calc} = 391.4
2.3		N-(3-{2-[(2-cyanophenyl)amino][1,2,4]triazolo[1,5-a]pyridin-6-yl}phenyl)acetamide	RT = 0.65 MW _{found} = 369.4 MW _{calc} = 368.4
2.4		N-{3-[2-(pyridin-3-ylamino)[1,2,4]triazolo[1,5-a]pyridin-6-yl]phenyl}acetamide	RT = 0.62 MW _{found} = 345.4 MW _{calc} = 344.4
2.5		N-[3-(2-{[4-(methylsulfonyl)phenyl]amino}[1,2,4]triazolo[1,5-a]pyridin-6-yl}phenyl)acetamide	RT = 0.89 MW _{found} = 422.5 MW _{calc} = 421.5

2.6		N-[3-(2-{[2-(trifluoromethoxy)phenyl]amino}[1,2,4]triazolo[1,5-a]pyridin-6-yl)phenyl]acetamide	RT = 1.21 MW _{found} = 428.4 MW _{calc} = 427.4
2.7		N-[3-(2-{[4-(trifluoromethoxy)phenyl]amino}[1,2,4]triazolo[1,5-a]pyridin-6-yl)phenyl]acetamide	RT = 1.22 MW _{found} = 428.4 MW _{calc} = 427.4
2.8		N-(3-{2-[(4-cyanophenyl)amino][1,2,4]triazolo[1,5-a]pyridin-6-yl}phenyl)acetamide	RT = 1.01 MW _{found} = 369.4 MW _{calc} = 368.4
2.9		N-[3-(2-{[4-(propan-2-yl)phenyl]amino}[1,2,4]triazolo[1,5-a]pyridin-6-yl)phenyl]acetamide	RT = 1.24 MW _{found} = 386.5 MW _{calc} = 385.5
2.10		N-(3-{2-[(2-ethoxyphenyl)amino][1,2,4]triazolo[1,5-a]pyridin-6-yl}phenyl)acetamide	RT = 1.18 MW _{found} = 388.4 MW _{calc} = 387.4

2.11		N-(3-{2-[(3-methoxypyridin-2-yl)amino][1,2,4]triazolo[1,5-a]pyridin-6-yl}phenyl)acetamide	RT = 0.65 MW _{found} = 375.4 MW _{calc} = 374.4
2.12		N-(3-{2-[(4-cyano-2-methoxyphenyl)amino][1,2,4]triazolo[1,5-a]pyridin-6-yl}phenyl)acetamide	RT = 1.08 MW _{found} = 399.4 MW _{calc} = 398.4

Example 2.3

N-(3-{2-[(2-cyanophenyl)amino][1,2,4]triazolo[1,5-a]pyridin-6-yl}phenyl)acetamide



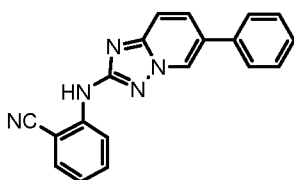
5

¹H-NMR (300MHz, DMSO-d₆): δ [ppm]= 2.04 (s, 3H), 7.09 - 7.19 (m, 1H), 7.32 - 7.43 (m, 2H), 7.49 - 7.58 (m, 1H), 7.59 - 7.69 (m, 2H), 7.72 (dd, 1H), 7.76 - 7.83 (m, 1H), 7.91 (s, 1H), 7.99 (d, 1H), 8.98 (s, 1H), 9.51 (s, 1H), 10.04 (s, 1H).

10

Example 3.1

2-[(6-phenyl[1,2,4]triazolo[1,5-a]pyridin-2-yl)amino]benzonitrile



0.1 mmol intermediate example 3.1 (1 mL, 0.1 M in NMP), 0.15 mmol (2-methoxyphenyl)boronic acid (0.3 mL, 0.5 M in NMP, 1.5 eq), 0.01 mmol

15

Pd(OAc)₂ (0.267 mL, 0.0375M in NMP, 0.1 eq), 0.02 mmol P(oTol)₃ (0.4 mL, 0.05M in NMP, 0.2 eq) and 0.3 mmol potassium carbonate (0.3 mL, 1M in water, 3 eq) were combined in a sealed vial and heated at 140 °C under microwave irradiation for 40 min. After cooling, the solution was filtered and subjected to preparative HPLC to give 7.5 mg (18 %) 2-[(6-phenyl[1,2,4]triazolo[1,5-a]pyridin-2-yl)amino]benzonitrile: ¹H-NMR (300 MHz, d₆-DMSO): δ = 9.53 (1H, s), 9.15 (1H, s), 8.03 (1H, d), 7.96 (1H, d), 7.80 (2H, d), 7.76 (1H, d) 7.68 (1H, tr), 7.55 - 7.48 (5H, m), 7.18 (1H, tr) ppm. UPLC-MS: RT = 1.26 min; m/z (ES+) 312.3 [MH⁺]; required MW = 311.3.

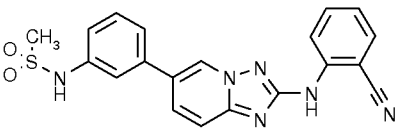
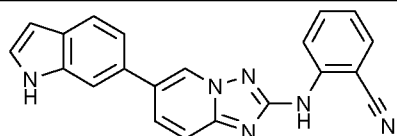
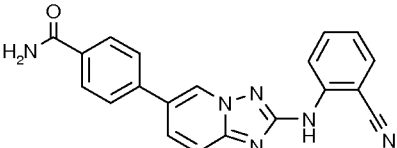
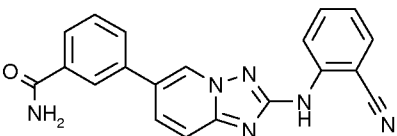
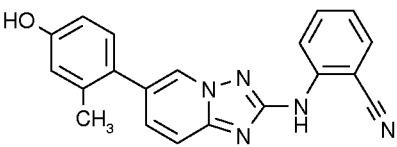
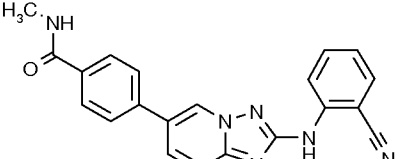
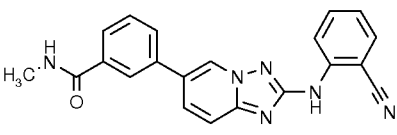
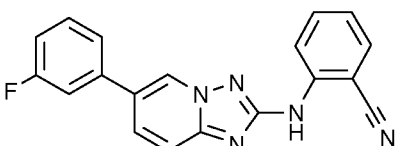
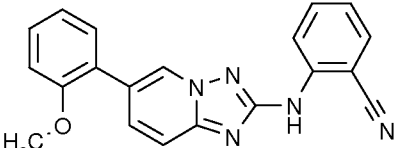
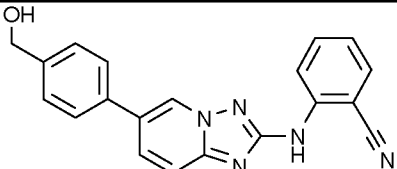
10

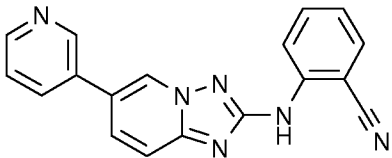
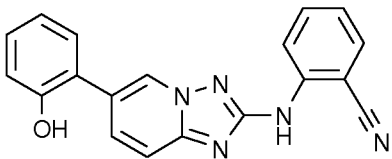
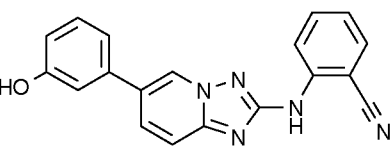
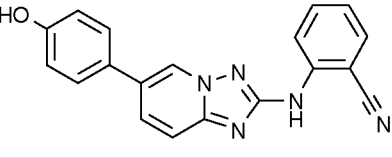
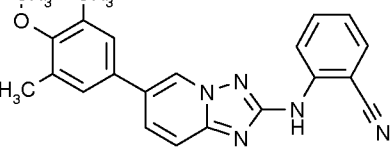
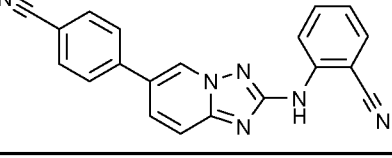
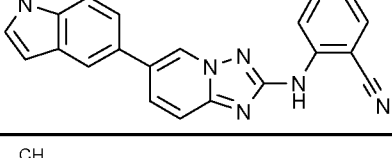
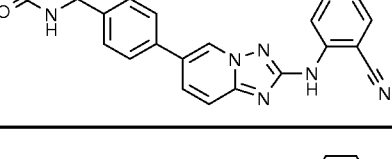
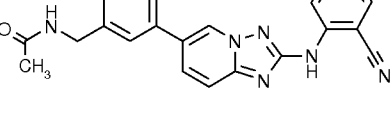
The following compound examples were prepared analogously to the procedure described above [LC-MS data such as retention time (RT in min) or observed mass peak were collected using LC-MS Method A unless explicitly stated]:

15

N.B. In the Table, "MW_{found}" means "[M+H]⁺_{found}", *i.e.* molecular weight plus one atomic mass unit.

Example	Structure	Name	Analytical Data
3.2		2-({6-[3-(hydroxymethyl)phenyl][1,2,4]triazolo[1,5-a]pyridin-2-yl}amino)benzonitrile	RT = 1.04 MW _{found} = 342.4 MW _{calc} = 341.4
3.3		2-({6-[3-methylphenyl][1,2,4]triazolo[1,5-a]pyridin-2-yl}amino)benzonitrile	RT = 1.34 MW _{found} = 326.4 MW _{calc} = 325.4
3.4		N-(2-({2-[(2-cyanophenyl)amino][1,2,4]triazolo[1,5-a]pyridin-6-yl}phenyl)acetamide	RT = 0.99 MW _{found} = 369.4 MW _{calc} = 368.4

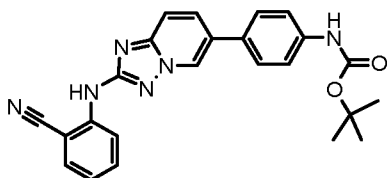
3.5		N-(3-{2-[(2-cyanophenyl)amino][1,2,4]triazolo[1,5-a]pyridin-6-yl}phenyl)methanesulfonamide	RT = 1.05 MW _{found} = 405.4 MW _{calc} = 404.4
3.6		2-{[6-(1H-indol-6-yl)[1,2,4]triazolo[1,5-a]pyridin-2-yl]amino}benzonitrile	RT = 1.22 MW _{found} = 351.4 MW _{calc} = 350.4
3.7		4-{2-[(2-cyanophenyl)amino][1,2,4]triazolo[1,5-a]pyridin-6-yl}benzamide	RT = 0.92 MW _{found} = 355.4 MW _{calc} = 354.4
3.8		3-{2-[(2-cyanophenyl)amino][1,2,4]triazolo[1,5-a]pyridin-6-yl}benzamide	RT = 0.95 MW _{found} = 355.4 MW _{calc} = 354.4
3.9		2-{[6-(4-hydroxy-2-methylphenyl)[1,2,4]triazolo[1,5-a]pyridin-2-yl]amino}benzonitrile	RT = 1.10 MW _{found} = 342.4 MW _{calc} = 341.4
3.10		4-{2-[(2-cyanophenyl)amino][1,2,4]triazolo[1,5-a]pyridin-6-yl}-N-methylbenzamide	RT = 0.97 MW _{found} = 369.4 MW _{calc} = 368.4
3.11		3-{2-[(2-cyanophenyl)amino][1,2,4]triazolo[1,5-a]pyridin-6-yl}-N-methylbenzamide	RT = 1.00 MW _{found} = 369.4 MW _{calc} = 368.4
3.12		2-{[6-(3-fluorophenyl)[1,2,4]triazolo[1,5-a]pyridin-2-yl]amino}benzonitrile	RT = 1.27 MW _{found} = 330.3 MW _{calc} = 329.3
3.13		2-{[6-(2-methoxyphenyl)[1,2,4]triazolo[1,5-a]pyridin-2-yl]amino}benzonitrile	RT = 1.27 MW _{found} = 342.4 MW _{calc} = 341.4
3.14		2-{[6-(4-(hydroxymethyl)phenyl)[1,2,4]triazolo[1,5-a]pyridin-2-yl]amino}benzonitrile	RT = 1.02 MW _{found} = 342.4 MW _{calc} = 341.4

3.15		2-[[6-(pyridin-3-yl)[1,2,4]triazolo[1,5-a]pyridin-2-yl]amino}benzonitrile	RT = 0.81 MW _{found} = 313.3 MW _{calc} = 312.3
3.16		2-[[6-(2-hydroxyphenyl)[1,2,4]triazolo[1,5-a]pyridin-2-yl]amino}benzonitrile	RT = 1.12 MW _{found} = 328.3 MW _{calc} = 327.3
3.17		2-[[6-(3-hydroxyphenyl)[1,2,4]triazolo[1,5-a]pyridin-2-yl]amino}benzonitrile	RT = 1.07 MW _{found} = 328.3 MW _{calc} = 327.3
3.18		2-[[6-(4-hydroxyphenyl)[1,2,4]triazolo[1,5-a]pyridin-2-yl]amino}benzonitrile	RT = 1.05 MW _{found} = 328.3 MW _{calc} = 327.3
3.19		2-[[6-(4-methoxy-3,5-dimethylphenyl)[1,2,4]triazolo[1,5-a]pyridin-2-yl]amino}benzonitrile	RT = 1.37 MW _{found} = 370.4 MW _{calc} = 369.4
3.20		2-[[6-(4-cyanophenyl)[1,2,4]triazolo[1,5-a]pyridin-2-yl]amino}benzonitrile	RT = 1.16 MW _{found} = 337.3 MW _{calc} = 336.3
3.21		2-[[6-(1H-indol-5-yl)[1,2,4]triazolo[1,5-a]pyridin-2-yl]amino}benzonitrile	RT = 1.19 MW _{found} = 351.4 MW _{calc} = 350.4
3.22		N-(4-{2-[(2-cyanophenyl)amino][1,2,4]triazolo[1,5-a]pyridin-6-yl}benzyl)acetamide	RT = 0.99 MW _{found} = 383.4 MW _{calc} = 382.4
3.23		N-(3-{2-[(2-cyanophenyl)amino][1,2,4]triazolo[1,5-a]pyridin-6-yl}benzyl)acetamide	RT = 1.01 MW _{found} = 383.4 MW _{calc} = 382.4

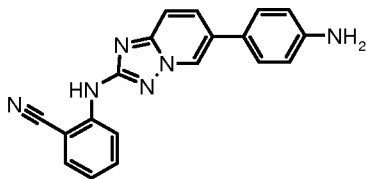
Procedure 1

Example 4.1

- 5 **tert-butyl (4-{2-[(2-cyanophenyl)amino][1,2,4]triazolo[1,5-a]pyridin-6-yl}phenyl)carbamate**



- 10 To a stirred solution of **Int4.1** (8.0 g) in toluene (95 ml) was added 2-bromobenzonitril (6.33 g), Pd₂dba₃ (1.13 g) and rac-BINAP (1.56 g). The flask was twice degased and backfilled with argon. The mixture was stirred at r.t. for 5 minutes. Caesium carbonate (24.3 g) was added, the flask was twice degased and backfilled with argon and the mixture was heated to reflux for
- 15 3h. Water was added and the reaction mixture was extracted with ethyl acetate and methanol (10:1). The organic phase was washed with water, dried (sodium sulfate) and the solvent was removed in vacuum. Silica gel chromatography gave a white solid, that was recrystallized from ethanol. Yield: 5.8 g of the title compound.
- 20 ¹H-NMR (400MHz, DMSO-d₆): δ [ppm]= 1.46 (s, 9H), 7.11 (t, 1H), 7.53 (d, 2H), 7.57 - 7.68 (m, 4H), 7.70 (d, 1H), 7.87 (dd, 1H), 8.00 (d, 1H), 9.03 (s, 1H), 9.47 (br. s., 2H).

Example 4.2**2-[[6-(4-aminophenyl)[1,2,4]triazolo[1,5-a]pyridin-2-yl]amino]benzonitrile**

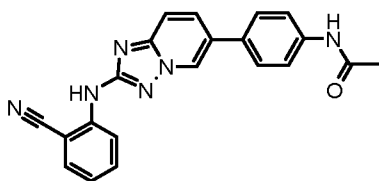
5

To a stirred suspension of **Example 4.1** (2.0 g) in DCM (100 mL) and acetic acid (46 mL) was added 1,3-dimethoxybenzene (6.0 mL) and borontrifluoride diethyletherate (2.4 mL). The mixture was stirred at r.t. for 2 h. The mixture was poured into a half-saturated solution of potassium carbonate (400 mL) and
10 was extracted with ethyl acetate. The organic phase was washed with saturated sodium chloride solution, dried (sodium sulfate) and the solvent was removed in vacuum. Silica gel chromatography gave 943 mg of the title compound.

¹H-NMR (400MHz, DMSO-d₆): δ [ppm]= 5.29 (s, 2H), 6.62 (d, 2H), 7.09 - 7.16
15 (m, 1H), 7.42 (d, 2H), 7.56 (d, 1H), 7.59 - 7.67 (m, 1H), 7.71 (dd, 1H), 7.80 (dd, 1H), 8.00 (d, 1H), 8.88 (d, 1H), 9.39 (s, 1H).

Example 4.3**N-(4-{2-[(2-cyanophenyl)amino][1,2,4]triazolo[1,5-a]pyridin-6-yl}phenyl)acetamide**

20



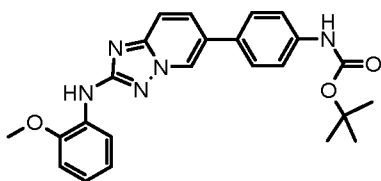
To a stirred solution of **Example 4.2** (80 mg) in THF (16 mL) was added pyridine (60 µL) and acetyl chloride (35 µL). The mixture was stirred at r.t. for 65 h. A half-saturated solution of sodium bicarbonate was added and the mixture was
25 extracted with ethyl acetate and methanol (100:1). The organic phase was

washed with saturated sodium chloride solution, dried (sodium sulfate) and the solvent was removed in vacuum. Silica gel chromatography gave a solid that was recrystallized from ethanol. Yield: 39 mg of the title compound.

¹H-NMR (300MHz, DMSO-d₆): δ [ppm]= 2.03 (s, 3H), 7.14 (td, 1H), 7.59 - 7.65 (m, 2H), 7.65 - 7.76 (m, 5H), 7.89 (dd, 1H), 7.99 (d, 1H), 9.05 (br. s, 1H), 9.47 (s, 1H), 10.02 (br. s, 1H).

Example 5.1

tert-Butyl (4-{2-[(2-methoxyphenyl)amino][1,2,4]triazolo[1,5-a]pyridin-6-yl}phenyl)carbamate

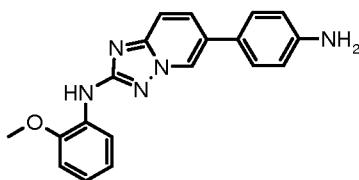


To a stirred solution of **Int4.1** (1.0 g) in toluene (10 ml) was added 2-bromo-anisol (830 mg), Pd₂dba₃ (141 mg) and rac-BINAP (195 mg). The flask was twice degased and backfilled with argon. The mixture was stirred at r.t. for 5 minutes. Caesium carbonate (5.06 g) was added, the flask was twice degased and backfilled with argon and the mixture was heated to reflux for 15h. Water was added and the reaction mixture was consecutively extracted with ethyl acetate and with a mixture of dichloromethane and methanol (10:1). The combined organic phases were washed with saturated sodium chloride solution, dried (sodium sulfate) and the solvent was removed in vacuum. Silica gel chromatography gave 238 mg of the title compound.

¹H-NMR (300MHz, DMSO-d₆): δ [ppm]= 1.46 (s, 9H), 3.84 (s, 3H), 6.86 - 6.95 (m, 2H), 6.97 - 7.02 (m, 1H), 7.49 - 7.61 (m, 3H), 7.62 - 7.69 (m, 2H), 7.86 (dd, 1H), 7.93 (s, 1H), 8.22 (dd, 1H), 9.04 (dd, 1H), 9.47 (s, 1H).

Example 5.2

6-(4-aminophenyl)-N-(2-methoxyphenyl)[1,2,4]triazolo[1,5-a]pyridin-2-amine

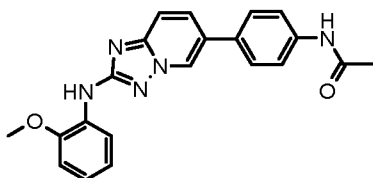


- 5 To a stirred suspension of **Example5.1** (210 mg) in DCM (6.2 mL) was added 1,3-dimethoxybenzene (0.62 mL) and TFA (1.9 mL). The mixture was stirred at r.t. for 3 h. The mixture was poured into a half-saturated solution of potassium carbonate (30 mL) and was extracted with a mixture of DCM and methanol (10:1). The organic phase was washed with saturated sodium
- 10 chloride solution, dried (sodium sulfate) and the solvent was removed in vacuum. Silica gel chromatography gave 120 mg of the title compound.
- ¹H-NMR (300MHz, DMSO-d₆): δ [ppm]= 3.84 (s, 3H), 5.28 (s, 2H), 6.62 (d, 2H), 6.84 - 6.96 (m, 2H), 6.97 - 7.03 (m, 1H), 7.41 (d, 2H), 7.53 (dd, 1H), 7.78 (dd, 1H), 7.87 (s, 1H), 8.22 (dd, 1H), 8.88 (d, 1H).

15

Example5.3

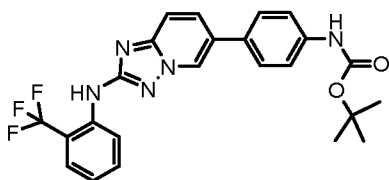
N-(4-{2-[(2-methoxyphenyl)amino][1,2,4]triazolo[1,5-a]pyridin-6-yl}phenyl)acetamide



- 20 Starting with **Example5.2**, **Example5.3** was prepared analogously to the procedure for the preparation of **Example4.3**.
- ¹H-NMR (400MHz, DMSO-d₆): δ [ppm]= 2.04 (s, 3H), 3.85 (s, 3H), 6.87 - 6.97 (m, 2H), 6.98 - 7.03 (m, 1H), 7.59 (dd, 1H), 7.63 - 7.73 (m, 4H), 7.84 - 7.91 (m, 1H), 7.94 (s, 1H), 8.22 (dd, 1H), 9.04 - 9.08 (m, 1H), 10.04 (s, 1H).

25 **Example6.1**

tert-butyl [4-(2-{[2-(trifluoromethyl)phenyl]amino}[1,2,4]triazolo[1,5-a]pyridin-6-yl)phenyl]carbamate

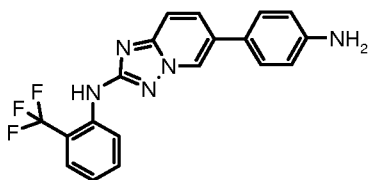


To a stirred solution of **Int4.1** (2.0 g) in toluene (28 ml) was added 1-bromo-2-(trifluoromethyl)benzene (5.53 g), Pd₂dba₃ (562 mg) and rac-BINAP (765 mg). The flask was twice degased and backfilled with argon. The mixture was stirred at r.t. for 5 minutes. Caesium carbonate (10 g) was added, the flask was twice degased and backfilled with argon and the mixture was heated to reflux for 15h. Further Pd₂dba₃ (562 mg) and rac-BINAP (765 mg) was added, the flask was twice degased and backfilled with argon and the mixture was heated to reflux for 4h. Water was added and the reaction mixture was extracted with a mixture of dichloromethane and methanol (10:1). The combined organic phases were washed with saturated sodium chloride solution, dried (sodium sulfate) and the solvent was removed in vacuum. Silica gel chromatography gave 2.48 g of the title compound.

¹H-NMR (400MHz, DMSO-d₆): δ [ppm]= 1.45 (s, 9H), 7.25 (t, 1H), 7.47 - 7.60 (m, 3H), 7.60 - 7.71 (m, 4H), 7.85 (dd, 1H), 8.03 (d, 1H), 8.34 (s, 1H), 9.00 (s, 1H), 9.46 (s, 1H).

Example 6.2

6-(4-aminophenyl)-N-[2-(trifluoromethyl)phenyl][1,2,4]triazolo[1,5-a]pyridin-2-amine



To a stirred suspension of **Example6.1** (2.47 g) in DCM (50 mL) was added TFA (16 mL). The mixture was stirred at r.t. for 1 h. A half-saturated solution of potassium carbonate was added until the pH of the solution was basic. The mixture was extracted with DCM. The organic phase was washed with

5 saturated sodium chloride solution, dried (sodium sulfate) and the solvent was removed in vacuum. Silica gel chromatography gave 1.71 g of the title compound.

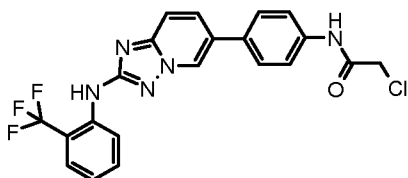
¹H-NMR (300MHz, DMSO-d₆): δ [ppm]= 5.28 (s, 2H), 6.62 (d, 2H), 7.22 (t, 1H), 7.40 (d, 2H), 7.51 (dd, 1H), 7.58 - 7.69 (m, 2H), 7.77 (dd, 1H), 8.05 (d, 1H),

10 8.24 (s, 1H), 8.83 (d, 1H).

Example6.3

2-chloro-N-[4-(2-{[2-(trifluoromethyl)phenyl]amino}[1,2,4]triazolo[1,5-a]pyridin-6-yl)phenyl]acetamide

15



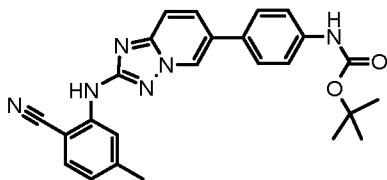
To a stirred suspension of **Example6.2** (400 mg) in DCM (50 mL) was added pyridine (214 mg) and DMAP (13 mg). The mixture was cooled to 0°C and chloroacetyl chloride (0.095 mL) was added. The mixture was stirred at 0°C

20 for 2 h. Water was added, and a white solid was collected by filtration, washed with ethanol and dried in vacuum to give 342 mg of the title compound.

¹H-NMR (300MHz, DMSO-d₆): δ [ppm]= 4.26 (s, 2H), 7.25 (t, 1H), 7.58 (d, 1H), 7.60 - 7.78 (m, 6H), 7.88 (dd, 1H), 8.02 (d, 1H), 8.39 (s, 1H), 9.04 (s, 1H),

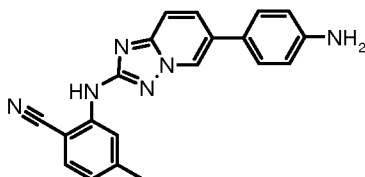
25 10.42 (s, 1H).

Example7.1

tert-butyl [4-(2-amino[1,2,4]triazolo[1,5-a]pyridin-6-yl)phenyl]carbamate

To a stirred solution of **Int4.1** (500 mg) in toluene (7.5 ml) was added 2-bromo-4-methylbenzonitrile (1.2 g), Pd₂dba₃ (140 mg) and rac-BINAP (191 mg). The flask was twice degased and backfilled with argon. The mixture was stirred at r.t. for 5 minutes. Caesium carbonate (2.5 g) was added, the flask was twice degased and backfilled with argon and the mixture was heated to reflux for 4h. Further Pd₂dba₃ (140 mg) and rac-BINAP (191 mg) was added, the flask was twice degased and backfilled with argon and the mixture was heated to reflux for 2h. Water was added and the reaction mixture was extracted with a mixture of dichloromethane and methanol (10:1). The combined organic phases were washed with saturated sodium chloride solution, dried (sodium sulfate) and the solvent was removed in vacuum. Silica gel chromatography gave 205 mg of the title compound.

¹H-NMR (400MHz, DMSO-d₆): δ [ppm]= 1.46 (s, 9H), 2.35 (s, 3H), 6.96 (dd, 1H), 7.54 (d, 2H), 7.57 - 7.63 (m, 2H), 7.66 (d, 2H), 7.79 (s, 1H), 7.87 (dd, 1H), 9.04 (dd, 1H), 9.34 (s, 1H), 9.47 (s, 1H).

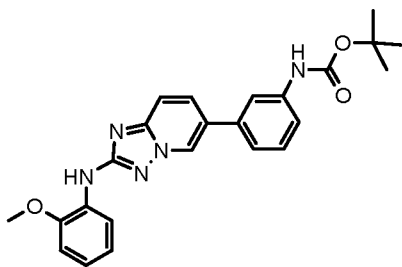
Example 7.2**2-[[6-(4-aminophenyl)[1,2,4]triazolo[1,5-a]pyridin-2-yl]amino]-4-methylbenzonitrile**

To a stirred suspension of **Example7.1** (200 mg) in DCM (4.5 mL) was added TFA (1.4 mL). The mixture was stirred at r.t. for 1 h. The mixture was concentrated in vacuum. A half-saturated solution of potassium carbonate was added. The mixture was extracted with DCM and methanol (10:1). The organic phase was washed with saturated sodium chloride solution, dried (sodium sulfate) and the solvent was removed in vacuum to give 103 mg of the title compound as a crude product that was used without purification.

¹H-NMR (300MHz, DMSO-d₆): δ [ppm]= 2.34 (s, 3H), 5.29 (s, 2H), 6.62 (d, 2H), 6.95 (d, 1H), 7.37 - 7.45 (m, 2H), 7.52 - 7.61 (m, 2H), 7.76 - 7.83 (m, 2H), 8.85 - 8.90 (m, 1H), 9.27 (br. s., 1H).

Example8.1

tert-butyl (3-{2-[(2-methoxyphenyl)amino][1,2,4]triazolo[1,5-a]pyridin-6-yl}phenyl)carbamate



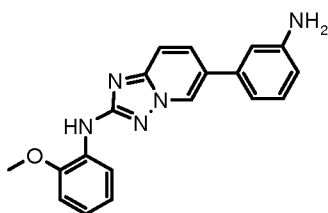
To a stirred solution of **Int6.1** (1.4 g) in toluene (20 ml) was added 2-bromoanisole (3.22 g), Pd₂dba₃ (394 mg) and rac-BINAP (536 mg). The flask was twice degased and backfilled with argon. The mixture was stirred at r.t. for 5 minutes. Caesium carbonate (6.99 g) was added, the flask was twice degased and backfilled with argon and the mixture was heated to reflux for 15h. Further Pd₂dba₃ (197 mg) and rac-BINAP (268 mg) was added, the flask was twice degased and backfilled with argon and the mixture was heated to reflux for 2h. Water was added and the reaction mixture was extracted with a mixture of dichloromethane and methanol (10:1). The organic phase was washed with saturated sodium chloride solution, dried (sodium sulfate) and the solvent was removed in vacuum. Silica gel chromatography gave 1.25 g of the title compound.

¹H-NMR (300MHz, DMSO-d₆): δ [ppm]= 1.50 (s, 9H), 3.88 (s, 3H), 6.90 - 7.01 (m, 2H), 7.01 - 7.07 (m, 1H), 7.37 (d, 2H), 7.41 - 7.49 (m, 1H), 7.66 (dd, 1H), 7.81 (dd, 1H), 7.85 (s, 1H), 8.01 (s, 1H), 8.22 - 8.30 (m, 1H), 9.00 (dd, 1H), 9.48 (s, 1H).

5

Example 8.2

6-(3-aminophenyl)-N-(2-methoxyphenyl)[1,2,4]triazolo[1,5-a]pyridin-2-amine



10

To a stirred suspension of **Example 8.1** (1.20 g) in DCM (7.5 mL) was added 1,3-dimethoxybenzene (0.77 g) and TFA (3.2 mL). The mixture was stirred at r.t. for 1 h. A 1M solution of sodium hydroxide was added at 0°C, until pH 9 was reached and the mixture was extracted with a mixture of DCM and methanol (9:1). The organic phase was washed with saturated sodium chloride solution, dried (sodium sulfate) and the solvent was removed in vacuum.

15

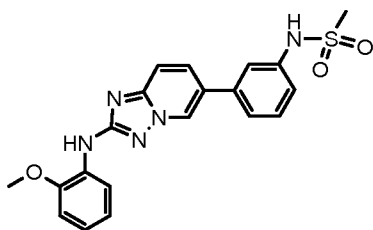
Chromatography at aminophase silica gel gave 710 mg of the title compound.

¹H-NMR (300MHz, DMSO-d₆): δ [ppm]= 3.88 (s, 3H), 5.21 (s, 2H), 6.57 - 6.64 (m, 1H), 6.84 - 7.06 (m, 5H), 7.13 (t, 1H), 7.62 (dd, 1H), 7.79 (dd, 1H), 7.98 (s, 1H), 8.21 - 8.31 (m, 1H), 8.93 (dd, 1H).

20

Example 8.3

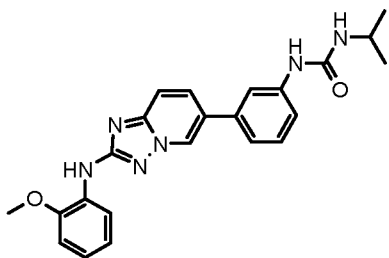
N-(3-{2-[(2-methoxyphenyl)amino][1,2,4]triazolo[1,5-a]pyridin-6-yl}phenyl)methanesulfonamide



To a stirred solution of **Example8.2** (75 mg) in THF (5 mL) was added Hünig Base (117 µL) and methanesulfonyl chloride (28 µL). The mixture was stirred at r.t. for 4 h. Water was added and the mixture was extracted with ethyl acetate. The organic phase was washed with saturated sodium chloride solution, dried (sodium sulfate) and the solvent was removed in vacuum. Aminophase-silica-gel chromatography gave 15 mg of the title compound. ¹H-NMR (300MHz, DMSO-d₆): δ [ppm]= 3.01 (s, 3H), 3.84 (s, 3H), 6.80 - 7.05 (m, 3H), 7.17 (d, 1H), 7.30 - 7.52 (m, 3H), 7.63 (d, 1H), 7.80 (d, 1H), 7.98 (s, 1H), 8.21 (dd, 1H), 9.05 (s, 1H), 9.86 (br. s., 1H).

Example8.4

1-(3-{2-[(2-methoxyphenyl)amino][1,2,4]triazolo[1,5-a]pyridin-6-yl}phenyl)-3-propan-2-ylurea

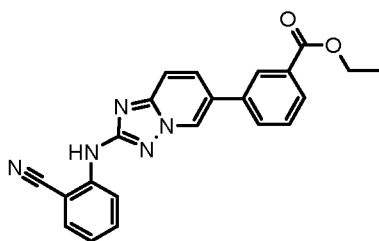


To a stirred solution of **Example8.2** (93 mg) in THF (5 mL) was added *iso*-propyl-isocyanat (0,14 µL). The mixture was heated to 60°C for 8 h. Water was added and the mixture was extracted with ethyl acetate. The organic phase was washed with saturated sodium chloride solution, dried (sodium sulfate) and the solvent was removed in vacuum. Silica gel chromatography gave 50 mg of the title compound.

$^1\text{H-NMR}$ (300MHz, DMSO- d_6): δ [ppm]= 1.07 (d, 6H), 3.68 - 3.80 (m, 1H), 3.84 (s, 3H), 6.12 (d, 1H), 6.85 - 7.04 (m, 3H), 7.21 - 7.37 (m, 3H), 7.61 (dd, 1H), 7.72 - 7.84 (m, 2H), 7.97 (s, 1H), 8.22 (dd, 1H), 8.42 (s, 1H), 8.97 (d, 1H).

5 Example9.1

ethyl 3-{2-[(2-cyanophenyl)amino][1,2,4]triazolo[1,5-a]pyridin-6-yl}benzoate



To a stirred solution of **Int7.2** (1.5 g) in toluene (25 ml) was added

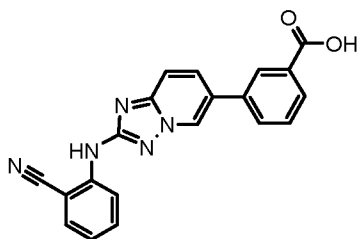
- 10 2-bromobenzonitril (3.87 g), Pd_2dba_3 (487 mg) and rac-BINAP (662 mg). The flask was twice degased and backfilled with argon. The mixture was stirred at r.t. for 5 minutes. Caesium carbonate (8.6 g) was added, the flask was twice degased and backfilled with argon and the mixture was heated to reflux for 3h. Water was added and the reaction mixture was extracted with ethyl
- 15 acetate and methanol (10:1). The organic phase was washed with water, dried (sodium sulfate) and the solvent was removed in vacuum. The residue was recrystallized from ethanol to give 1,85 g of the title compound.

$^1\text{H-NMR}$ (400MHz, DMSO- d_6): δ [ppm]= 1.36 (t, 3H), 4.36 (q, 2H), 7.18 (td, 1H), 7.62 - 7.72 (m, 3H), 7.76 (dd, 1H), 7.95 - 8.01 (m, 2H), 8.02 (d, 1H), 8.05 -

- 20 8.09 (m, 1H), 8.27 (t, 1H), 9.23 (dd, 1H), 9.55 (s, 1H).

Example9.2

3-{2-[(2-cyanophenyl)amino][1,2,4]triazolo[1,5-a]pyridin-6-yl}benzoic acid

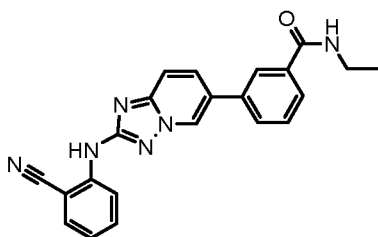


To a stirred solution of **Example9.1** (1.8 g) in THF (30 mL) and methanol (60 mL) was added a 2.5M solution of sodium hydroxide (47 mL). The mixture was stirred at r.t. for 4h. A 1N solution of hydrochloric acid was added until pH 3 was reached. A white solid precipitated, was collected by filtration, washed with water and ethanol and dried in vacuum. Yield: 1.12 g of the title compound.

¹H-NMR (400MHz, DMSO-d₆, selected signals): δ [ppm]= 7.15 (t, 1H), 7.55 - 7.68 (m, 3H), 7.73 (dd, 1H), 7.94 (d, 2H), 7.99 (t, 2H), 8.23 (s, 1H), 9.17 (s, 1H), 9.54 (s, 1H).

Example9.3

3-{2-[(2-cyanophenyl)amino][1,2,4]triazolo[1,5-a]pyridin-6-yl}-N-ethylbenzamide

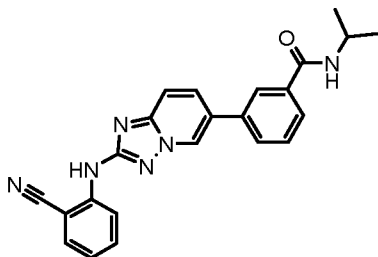


To a stirred solution of **Example9.1** (100 mg) in DMF (5.5 mL) was added potassium carbonate (272 mg), ethylamine (0.7 mL) and TBTU (271 mg). The mixture was stirred at r.t. for 24 h. Water was added and the mixture was extracted with ethyl acetate. The organic phase was washed with saturated sodium chloride solution, dried (sodium sulfate) and the solvent was removed in vacuum. Silica gel chromatography followed by aminophase-silica-gel chromatography gave 27 mg of the title compound.

¹H-NMR (300MHz, DMSO-d₆): δ [ppm]= 1.12 (t, 3H), 3.19 - 3.29 (m, 2H), 7.12 (br. t, 1H), 7.50 - 7.58 (m, 1H), 7.58 - 7.75 (m, 3H), 7.82 (d, 1H), 7.90 (d, 1H), 7.94 - 8.03 (m, 2H), 8.17 (s, 1H), 8.57 (t, 1H), 9.20 (s, 1H), 9.52 (br. s., 1H).

Example9.4

3-{2-[(2-cyanophenyl)amino][1,2,4]triazolo[1,5-a]pyridin-6-yl}-N-(propan-2-yl)benzamide

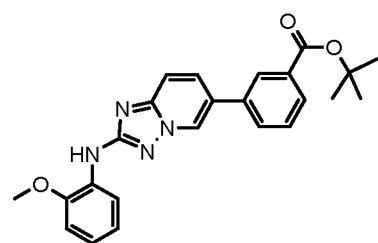


- 5 Starting with **Example9.1**, **Example9.4** was prepared analogously to the procedure for the preparation of **Example9.3**.

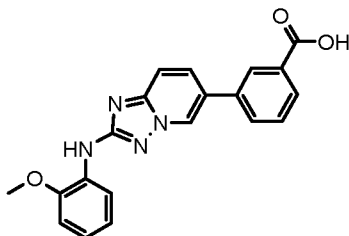
1H-NMR (400MHz, DMSO-d₆): δ [ppm]= 1.17 (d, 6H), 4.00 - 4.19 (m, 1H), 7.15 (t, 1H), 7.54 (t, 1H), 7.62 - 7.67 (m, 1H), 7.69 (d, 1H), 7.73 (dd, 1H), 7.83 (d, 1H), 7.90 (d, 1H), 7.99 (d, 2H), 8.16 (s, 1H), 8.31 (d, 1H), 9.23 (d, 1H), 9.53 (s, 1H).

Example10.1

tert-butyl 3-{2-[(2-methoxyphenyl)amino][1,2,4]triazolo[1,5-a]pyridin-6-yl}benzoate

**Example10.2**

3-{2-[(2-methoxyphenyl)amino][1,2,4]triazolo[1,5-a]pyridin-6-yl}benzoic acid



To a stirred solution of **Int8.1** (1.0 g) in toluene (15 ml) was added 2-bromo-anisol (1.2 g), Pd₂dba₃ (148 mg) and rac-BINAP (201 mg). The flask was twice
 5 degased and backfilled with argon. The mixture was stirred at r.t. for 5 minutes. Sodium-*tert*-butoxide (619 mg) was added, the flask was twice degased and backfilled with argon and the mixture was heated to reflux for 1h. Water was added and the mixture was extracted with ethyl acetate and methanol (10:1).

10 The organic phase was washed with saturated sodium chloride solution, dried (sodium sulfate) and the solvent was removed in vacuum. Silica gel chromatography gave 71 mg of **Example10.1**.

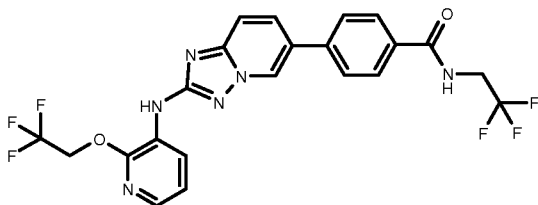
¹H-NMR (300MHz, DMSO-d₆): δ [ppm]= 1.59 (s, 9H), 3.89 (s, 3H), 6.93 - 7.00 (m, 2H), 7.02 - 7.07 (m, 1H), 7.58 - 7.70 (m, 2H), 7.90 - 7.98 (m, 2H), 8.01 - 8.07
 15 (m, 2H), 8.21 (t, 1H), 8.23 - 8.30 (m, 1H), 9.22 (d, 1H).

A 4N solution of hydrochloric acid was added to the aqueous phase of the workup until pH 3 was reached and the mixture was extracted with DCM and methanol (10:1). The organic phase was dried (sodium sulfate) and the solvent was removed in vacuum to give 155 mg of **Example10.2**.

20 ¹H-NMR (400MHz, DMSO-d₆): δ [ppm]= 3.81 - 3.92 (m, 3H), 6.94 - 7.00 (m, 2H), 7.02 - 7.07 (m, 1H), 7.63 (t, 1H), 7.69 - 7.73 (m, 1H), 7.97 (dt, 1H), 7.99 - 8.07 (m, 3H), 8.20 - 8.24 (m, 1H), 8.27 (t, 1H), 9.25 (d, 1H).

Example 11.001

25 4-(2-{[2-(2,2,2-trifluoroethoxy)pyridin-3-yl]amino}[1,2,4]triazolo[1,5-a]-pyridin-6-yl)-N-(2,2,2-trifluoroethyl)benzamide



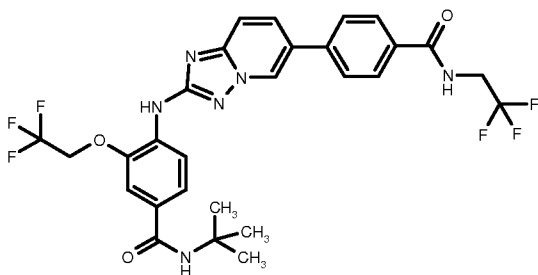
4-(2-Amino[1,2,4]triazolo[1,5-a]pyridin-6-yl)-N-(2,2,2-trifluoroethyl)benzamide **Int9.2** (100 mg), 3-bromo-2-(2,2,2-trifluoroethoxy)pyridine **Int21.1** (92 mg), chloro(2-dicyclohexylphosphino-2',4',6'-tri-*i*-propyl-1,1'-biphenyl)[2-(2-aminoethyl)phenyl] palladium(II) (8.8 mg), X-Phos (6 mg), and sodium tert-butoxide (52.3 mg) were pre-mixed, and degassed toluene (2 mL) was added. The mixture was heated for 12h to 130 °C. Subsequently, ethyl acetate was added, and the mixture was washed with satd. aqueous Na₂CO₃ solution. The organic layer was dried over Na₂SO₄, and the solvent was evaporated. The crude product was purified by flash chromatography on silica gel (eluent: ethyl acetate / cyclohexane 1:1) to yield 72 mg (47%) of the title compound.

¹H-NMR (400MHz, DMSO-d₆): δ [ppm]= 4.07 - 4.18 (m, 2H), 5.08 (q, 2H), 7.16 (dd, 1H), 7.72 (d, 1H), 7.80 (dd, 1H), 7.94 - 8.05 (m, 4H), 8.06 (d, 1H), 8.59 (dd, 1H), 8.62 (s, 1H), 9.18 (t, 1H), 9.29 (s, 1H).

15

Example 11.002

N-tert-butyl-3-(2,2,2-trifluoroethoxy)-4-[(6-{4-[(2,2,2-trifluoroethyl)-carbamoyl]phenyl}[1,2,4]triazolo[1,5-a]pyridin-2-yl)amino]benzamide



20

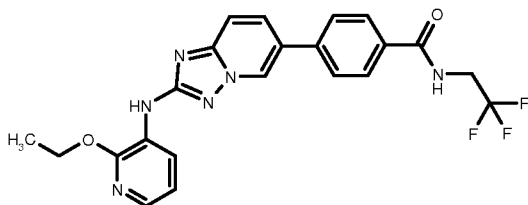
4-(2-Amino[1,2,4]triazolo[1,5-a]pyridin-6-yl)-N-(2,2,2-trifluoroethyl)benzamide **Int9.2** (100 mg), N-tert-butyl-4-iodo-3-(2,2,2-trifluoroethoxy)benzamide **Int18.2** (144 mg), chloro(2-dicyclohexylphosphino-2',4',6'-tri-*i*-propyl-1,1'-biphenyl)[2-(2-aminoethyl)phenyl] palladium(II) (8.8 mg), X-Phos (6 mg), and

sodium tert-butoxide (52.3 mg) were pre-mixed, and degassed toluene (2 mL) was added. The mixture was heated for 12h to 130 °C. Subsequently, ethyl acetate was added, and the mixture was washed with satd. aqueous Na₂CO₃ solution. The organic layer was dried over Na₂SO₄, and the solvent was evaporated. The crude product was purified by flash chromatography on silica gel (eluent: ethyl acetate / cyclohexane 5:1) to yield 89 mg (49%) of the title compound.

¹H-NMR (400MHz, DMSO-d₆): δ [ppm]= 1.41 (s, 9H), 4.13 (qd, 2H), 4.95 (q, 2H), 7.57 - 7.63 (m, 3H), 7.74 (d, 1H), 8.00 (d, 4H), 8.06 (dd, 1H), 8.25 - 8.27 (m, 1H), 8.33 - 8.36 (m, 1H), 9.18 (t, 1H), 9.33 (s, 1H).

Example 11.003

4-{2-[(2-ethoxypyridin-3-yl)amino][1,2,4]triazolo[1,5-a]pyridin-6-yl}-N-(2,2,2-trifluoroethyl)benzamide

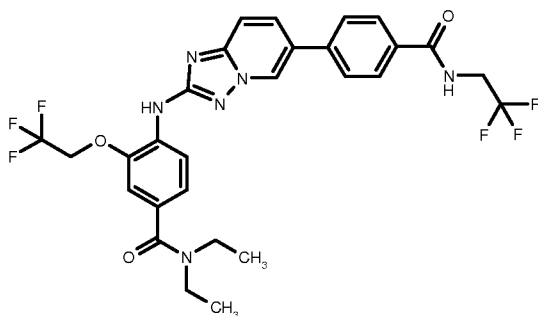


4-(2-Amino[1,2,4]triazolo[1,5-a]pyridin-6-yl)-N-(2,2,2-trifluoroethyl)benzamide **Int9.2** (100 mg), 3-bromo-2-ethoxypyridine **Int22.1** (72 mg), chloro(2-dicyclohexylphosphino-2',4',6'-tri-*i*-propyl-1,1'-biphenyl)[2-(2-aminoethyl)phenyl] palladium(II) (22 mg), X-Phos (14 mg), and sodium tert-butoxide (52.3 mg) were pre-mixed, and degassed toluene (2.2 mL) was added. The mixture was heated for 6h to 130 °C. Subsequently, DCM was added, and the mixture was washed with satd. aqueous Na₂CO₃ solution. The organic layer was dried over Na₂SO₄, and the solvent was evaporated. The crude product was purified by flash chromatography on silica gel (eluent: ethyl acetate / ethanol gradient 50:1 to 20:1) to yield 86 mg (63%) of the title compound.

¹H-NMR (400MHz, DMSO-d₆): δ [ppm]= 1.41 (t, 3H), 4.08 - 4.18 (m, 2H), 4.42 (q, 2H), 7.01 (dd, 1H), 7.70 - 7.75 (m, 2H), 7.95 - 8.06 (m, 5H), 8.35 (s, 1H), 8.53 (dd, 1H), 9.18 (t, 1H), 9.30 (s, 1H).

Example 11.004

N,N-diethyl-3-(2,2,2-trifluoroethoxy)-4-[(6-{4-[(2,2,2-trifluoroethyl)-carbamoyl]phenyl}[1,2,4]triazolo[1,5-a]pyridin-2-yl)amino]benzamide



5

4-(2-Amino[1,2,4]triazolo[1,5-a]pyridin-6-yl)-N-(2,2,2-trifluoroethyl)benzamide

Int9.2 (92 mg), N,N-diethyl-4-iodo-3-(2,2,2-trifluoroethoxy)benzamide **Int20.2**

(133 mg), chloro(2-dicyclohexylphosphino-2',4',6'-tri-*i*-propyl-1,1'-biphenyl)[2-(2-aminoethyl)phenyl] palladium(II) (20 mg), X-Phos (13 mg), and sodium tert-

10 butoxide (48.5 mg) were pre-mixed, and degassed toluene (2 mL) was added.

The mixture was heated for 6h to 130 °C. Subsequently, DCM was added, and the mixture was washed with satd. aqueous Na₂CO₃ solution. The organic layer was dried over Na₂SO₄, and the solvent was evaporated. The crude product

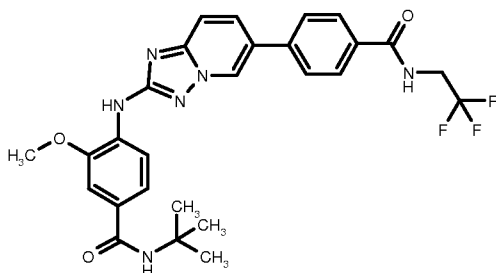
15 was purified by flash chromatography on silica gel (eluent: ethyl acetate / ethanol gradient 50:1 to 20:1). The product was titrated with tert butyl methylether and collected by suction filtration to yield 83 mg (49%) of the title compound.

¹H-NMR (400MHz, DMSO-d₆): δ [ppm]= 1.13 (t, 6H), 3.30 - 3.43 (m, 4H), 4.07 - 4.18 (m, 2H), 4.93 (q, 2H), 7.11 (dd, 1H), 7.21 (d, 1H), 7.72 (d, 1H), 7.95 - 20 8.04 (m, 4H), 8.05 (dd, 1H), 8.23 (s, 1H), 8.33 (d, 1H), 9.18 (t, 1H), 9.32 (s, 1H).

Procedure 2

25 **Example 11.005**

N-tert-butyl-3-methoxy-4-[(6-{4-[(2,2,2-trifluoroethyl)carbamoyl]phenyl}[1,2,4]triazolo[1,5-a]pyridin-2-yl)amino]benzamide



- 5 To a stirred suspension of **Int9.2** (400 mg) in toluene (12.0 mL) and NMP (4.0 mL) was added 4-bromo-N-tert-butyl-3-methoxybenzamide (528 mg), chloro(2-dicyclohexylphosphino-2',4',6'-tri-*i*-propyl-1,1'-biphenyl)[2-(2-aminoethyl)phenyl] palladium(II) methyl-*t*-butylether adduct (49 mg) and X-Phos (28 mg). Powdered potassium phosphate (1.27 g) was added and the flask
- 10 was twice degased and backfilled with argon. The mixture was heated to reflux for 2 h. Water was added and the reaction mixture was extracted with a mixture of dichloromethane and methanol (100:1). The organic phase was washed with saturated sodium chloride solution and the solvent was removed in vacuum. Aminophase-silica-gel chromatography gave a solid that was
- 15 triturated with warm ethyl acetate to give 450 mg of the title compound.
- ¹H-NMR (400MHz, DMSO-*d*₆): δ [ppm]= 1.37 (s, 9H), 3.92 (s, 3H), 4.02 - 4.17 (m, 2H), 7.43 (d, 1H), 7.47 (dd, 1H), 7.57 (s, 1H), 7.68 (dd, 1H), 7.91 - 8.04 (m, 5H), 8.25 - 8.33 (m, 2H), 9.15 (t, 1H), 9.28 (dd, 1H).

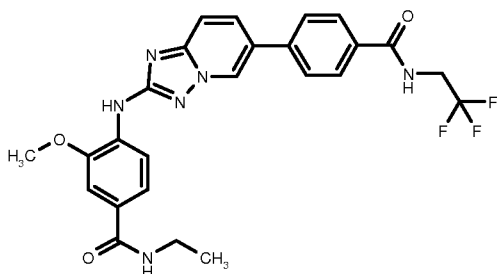
20

Procedure 3

Example 11.006

N-ethyl-3-methoxy-4-[(6-{4-[(2,2,2-trifluoroethyl)carbamoyl]phenyl}[1,2,4]triazolo[1,5-a]pyridin-2-yl)amino]benzamide

25

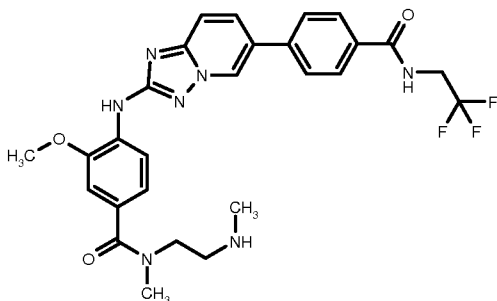


- To a stirred suspension of **Int9.2** (100 mg) in toluene (2.7 mL) and NMP (1.2 mL) was added 4-bromo-N-ethyl-3-methoxybenzamide (118 mg), chloro(2-dicyclohexylphosphino-2',4',6'-tri-*i*-propyl-1,1'-biphenyl)[2-(2-aminoethyl)phenyl] palladium(II) methyl-*t*-butylether adduct (17.3 mg), X-Phos (10.0 mg), and sodium tert-butoxide (143 mg). The flask was twice degased and backfilled with argon. The mixture was heated to reflux for 2 h. Water was added and the reaction mixture was extracted with ethyl acetate and methanol (9:1). The organic phase was washed with saturated sodium chloride solution, dried (sodium sulfate) and the solvent was removed in vacuum. Aminophase-silica-gel chromatography gave a solid that was recrystallized from ethanol to give 62 mg of the title compound.
- ¹H-NMR (300MHz, DMSO-*d*₆): δ [ppm]= 1.10 (t, 3H), 3.21 - 3.29 (m, 2H), 3.91 (s, 3H), 3.98 - 4.20 (m, 2H), 7.44 - 7.55 (m, 2H), 7.69 (d, 1H), 7.88 - 8.06 (m, 5H), 8.26 - 8.38 (m, 3H), 9.15 (t, 1H), 9.29 (d, 1H).

Procedure 4

Example 11.007

- 3-methoxy-N-methyl-N-[2-(methylamino)ethyl]-4-[(6-{4-[(2,2,2-trifluoroethyl)carbamoyl]phenyl}[1,2,4]triazolo[1,5-*a*]pyridin-2-yl)amino]benzamide**



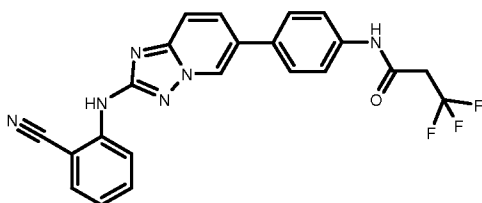
To a stirred suspension of **Example 11.021** (42 mg) in dichloromethane (1.0 mL) was added TFA (0.5 mL). The mixture was stirred at room temperature for 2 h. A half-saturated solution of sodium bicarbonate was added until pH 9 was reached. The precipitated solid was collected by filtration. Aminophase-silica-gel chromatography gave 29 mg of the title compound.

¹H-NMR (500MHz, DMSO-d₆, detected signals): δ [ppm]= 2.32 (s, 3H), 2.75 (t, 2H), 3.01 (s, 3H), 3.47 (t, 2H), 3.96 (s, 3H), 4.12 (qd, 2H), 7.07 (dd, 1H), 7.11 (d, 1H), 7.69 (dd, 1H), 7.94 (d, 2H), 7.97 - 8.06 (m, 4H), 8.32 (d, 1H), 8.95 (t, 1H), 9.20 (s, 1H).

Procedure 5

Example 11.008

N-(4-{2-[(2-cyanophenyl)amino][1,2,4]triazolo[1,5-a]pyridin-6-yl}phenyl)-3,3,3-trifluoropropanamide



To a stirred solution of **Example 4.2** (100 mg) in THF (6.7 mL) was added Hünig Base (0.063 mL), 3,3,3-trifluoropropanoic acid (59 mg) and HATU (140 mg). The mixture was stirred at r.t. for 16 h. A half-saturated solution of sodium bicarbonate was added and the mixture was extracted with ethyl acetate. The organic phase was washed with saturated sodium chloride solution, dried (sodium sulfate) and the solvent was removed in vacuum.

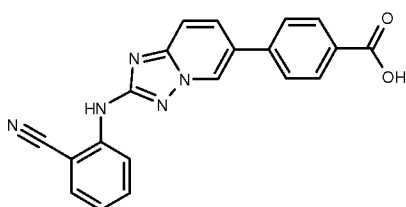
Trituration of the residue with warm ethanol gave 130 mg of the title compound.

¹H-NMR (300MHz, DMSO-d₆): δ [ppm]= 3.51 (q, 2H), 7.14 (td, 1H), 7.59 - 7.69 (m, 4H), 7.69 - 7.79 (m, 3H), 7.90 (dd, 1H), 7.99 (d, 1H), 9.03 - 9.13 (m, 1H), 9.48 (s, 1H), 10.41 (s, 1H).

Procedure 6

Example 11.009

10 4-{2-[(2-cyanophenyl)amino][1,2,4]triazolo[1,5-a]pyridin-6-yl}benzoic acid



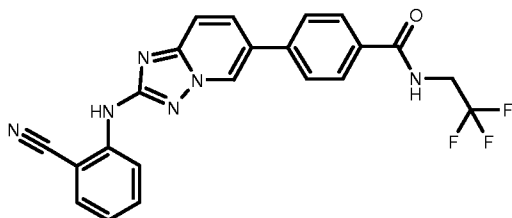
To a stirred solution of **Int3.1** (1.60 g) in 1-propanol (75 ml) was added 2M potassium carbonate solution (7.5 ml), 4-Carboxyphenylboronic acid, (1.2 g), triphenylphosphine (27 mg) and PdCl₂(PPh₃)₂ (350 mg). The mixture was heated to reflux for 2 h. Water (200 mL) was added and the mixture was washed with ethyl acetate (200 mL). A 4N solution of hydrochloric acid was added to the aqueous phase until pH 5 was reached. A white solid precipitated, was collected by filtration, washed with water and ethanol and dried in vacuum. Yield: 985 mg g of the title compound.

¹H-NMR (400 MHz, DMSO-d₆): δ [ppm] = 7.14 - 7.25 (m, 1H), 7.62 - 7.74 (m, 2H), 7.77 (dd, 1H), 7.93 (d, 2H), 7.97 - 8.07 (m, 4H), 9.26 (d, 1H), 9.61 (s, 1H), 12.55 - 13.48 (m, 1H).

25 Procedure 7

Example 11.010

4-{2-[(2-cyanophenyl)amino][1,2,4]triazolo[1,5-a]pyridin-6-yl}-N-(2,2,2-trifluoroethyl)benzamide

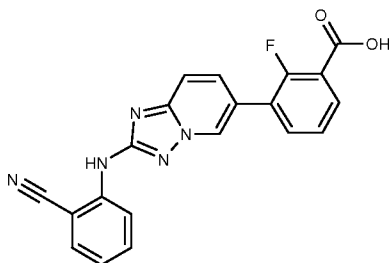


To a stirred solution of **Example 11.009** (110 mg) in DMF (5 mL) was added potassium carbonate (76 mg), 2,2,2-trifluoroethylamine (54.8 mg) and HATU (209 mg). The mixture was stirred at r.t. for 18 h. The mixture was

5 concentrated in vacuum, water was added and the mixture was extracted with ethyl acetate. The organic phase was washed with water and with saturated sodium chloride solution, dried (sodium sulfate) and the solvent was removed in vacuum. Silica-gel chromatography gave a solid that was triturated with ethanol to give 57 mg of the title compound.

10 $^1\text{H-NMR}$ (400 MHz, DMSO-d_6): δ [ppm] = 4.06 - 4.19 (m, 2H), 7.13 - 7.24 (m, 1H), 7.64 - 7.74 (m, 2H), 7.77 (dd, 1H), 7.92 - 7.99 (m, 2H), 7.99 - 8.08 (m, 4H), 9.19 (t, 1H), 9.28 (d, 1H), 9.59 (s, 1H).

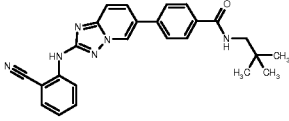
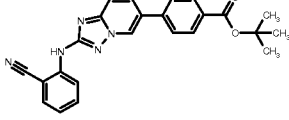
15 **Example 11.011**

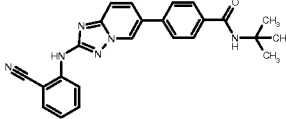
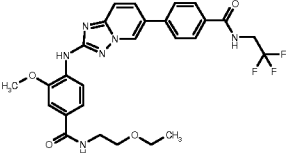


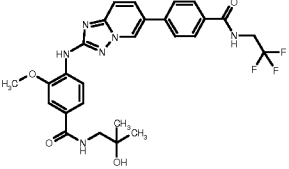
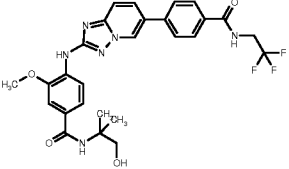
Preparation analogously to Procedure 6.

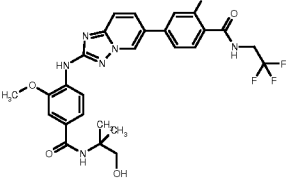
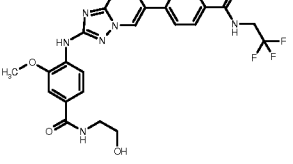
Starting materials: **Int3.1** and **3-Carboxy-2-fluorophenylboronic acid**

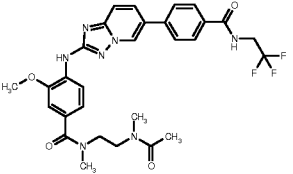
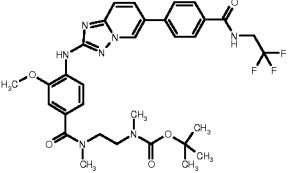
$^1\text{H-NMR}$ (400 MHz, DMSO-d_6): δ [ppm] = 7.19 (td, 1H), 7.36 - 7.46 (m, 1H), 7.63 -
20 7.94 (m, 6H), 8.01 (d, 1H), 9.04 (s, 1H), 9.61 (s, 1H), 13.31 (br, 1H).

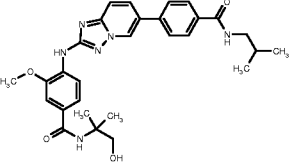
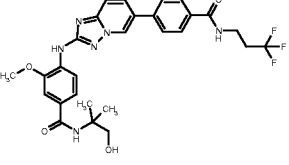
Example No	Structure	IUPAC Name; NMR-Signale
Example 11.012		<p>4-{2-[(2-cyanophenyl)amino][1,2,4]triazolo[1,5-a]pyridin-6-yl}-N-(2,2-dimethylpropyl)benzamide</p> <p>Preparation analogously to Procedure 7</p> <p>Starting materials: Example 11.009; 2,2-dimethylpropan-1-amine</p> <p>¹H-NMR (300 MHz, DMSO-d₆): δ [ppm] = 0.91 (s, 9H), 3.13 (d, 2H), 7.19 (td, 1H), 7.62 - 7.74 (m, 2H), 7.77 (dd, 1H), 7.86 - 7.94 (m, 2H), 7.94 - 8.07 (m, 4H), 8.44 (t, 1H), 9.25 (d, 1H), 9.57 (s, 1H).</p>
Example 11.013		<p>tert-butyl 4-{2-[(2-cyanophenyl)amino][1,2,4]triazolo[1,5-a]pyridin-6-yl}benzoate</p> <p>Preparation analogously to Procedure 6</p> <p>Starting materials: Int3.1; [4-(tert-butoxycarbonyl)phenyl]boronic acid</p> <p>¹H-NMR (300 MHz, DMSO-d₆): δ [ppm] = 1.57 (s, 9H), 7.13 - 7.24 (m, 1H), 7.61 - 7.83 (m, 3H), 7.86 - 8.09 (m, 6H), 9.27 (d, 1H), 9.59 (s, 1H).</p>

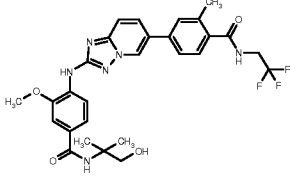
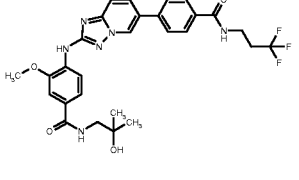
<p>Example 11.014</p>		<p>N-tert-butyl-4-{2-[(2-cyanophenyl)amino][1,2,4]triazolo[1,5-a]pyridin-6-yl}benzamide</p> <p>Preparation analogously to Procedure 7</p> <p>Starting materials: Example 11.009; tert-butylamine</p> <p>¹H-NMR (300 MHz, DMSO-d₆): δ [ppm] = 1.40 (s, 9H), 7.13 - 7.23 (m, 1H), 7.62 - 7.74 (m, 2H), 7.77 (dd, 1H), 7.80 - 7.97 (m, 5H), 7.98 - 8.06 (m, 2H), 9.25 (d, 1H), 9.57 (s, 1H).</p>
<p>Example 11.015</p>		<p>N-(2-ethoxyethyl)-3-methoxy-4-[(6-{4-[(2,2,2-trifluoroethyl)carbamoyl]phenyl}[1,2,4]triazolo[1,5-a]pyridin-2-yl)amino]benzamide</p> <p>Preparation analogously to procedure 3</p> <p>Starting materials: Int9.2; Int15.6</p> <p>¹H-NMR (300MHz, DMSO-d₆): δ [ppm]= 1.09 (t, 3H), 3.33 - 3.51 (m, 6H), 3.91 (s, 3H), 4.00 - 4.17 (m, 2H), 7.45 - 7.57 (m, 2H), 7.69 (d, 1H), 7.89 - 8.07 (m, 5H), 8.28 - 8.35 (m, 2H), 8.39 (t, 1H), 9.15 (t, 1H), 9.29 (d, 1H).</p>

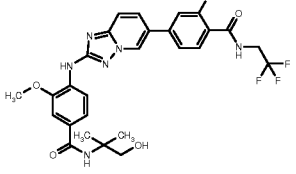
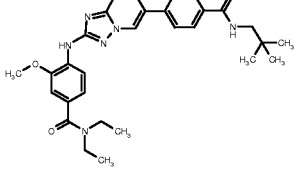
<p>Example 11.016</p>		<p>N-(2-hydroxy-2-methylpropyl)-3-methoxy-4-[(6-{4-[(2,2,2-trifluoroethyl)carbamoyl]phenyl}[1,2,4]triazolo[1,5-a]pyridin-2-yl)amino]benzamide</p> <p>Preparation analogously to procedure 3</p> <p>Starting materials: Int9.2; Int15.4</p> <p>¹H-NMR (300MHz, DMSO-d₆): δ [ppm]= 1.08 (s, 6H), 3.24 (d, 2H), 3.92 (s, 3H), 4.00 - 4.19 (m, 2H), 4.58 (s, 1H), 7.46 - 7.58 (m, 2H), 7.69 (d, 1H), 7.89 - 8.06 (m, 5H), 8.16 (t, 1H), 8.27 - 8.38 (m, 2H), 9.16 (t, 1H), 9.29 (s, 1H).</p>
<p>Example 11.017</p>		<p>N-(1-hydroxy-2-methylpropan-2-yl)-3-methoxy-4-[(6-{4-[(2,2,2-trifluoroethyl)carbamoyl]phenyl}[1,2,4]triazolo[1,5-a]pyridin-2-yl)amino]benzamide</p> <p>Preparation analogously to procedure 2</p> <p>Starting materials: Int9.2; Int15.5</p> <p>¹H-NMR (400MHz, DMSO-d₆): δ [ppm]= 1.29 (s, 6H), 3.49 (d, 2H), 3.92 (s, 3H), 4.03 - 4.17 (m, 2H), 4.94 (t, 1H), 7.36 - 7.51 (m, 3H), 7.69 (dd, 1H), 7.89 - 8.06 (m, 5H), 8.24 - 8.37 (m, 2H), 9.16 (t, 1H), 9.28 (d, 1H).</p>

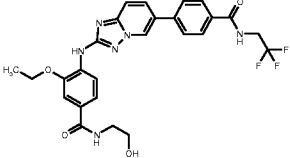
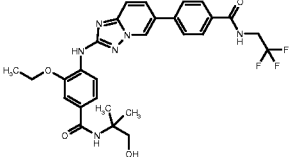
<p>Example 11.018</p>		<p>2-fluoro-4-[2-({4-[(1-hydroxy-2-methylpropan-2-yl)carbamoyl]-2-methoxyphenyl}amino)[1,2,4]triazolo[1,5-a]pyridin-6-yl]-N-(2,2,2-trifluoroethyl)benzamide</p> <p>Preparation analogously to procedure 2</p> <p>Starting materials: Int10.2; Int15.5</p> <p>¹H-NMR (300MHz, DMSO-d₆): δ [ppm]= 1.29 (s, 6H), 3.49 (d, 2H), 3.92 (s, 3H), 3.98 - 4.17 (m, 2H), 4.87 - 4.96 (m, 1H), 7.35 - 7.50 (m, 3H), 7.65 - 7.79 (m, 3H), 7.85 (dd, 1H), 8.03 (dd, 1H), 8.28 (d, 1H), 8.34 (s, 1H), 9.00 (td, 1H), 9.33 (d, 1H).</p>
<p>Example 11.019</p>		<p>N-(2-hydroxyethyl)-3-methoxy-4-[(6-{4-[(2,2,2-trifluoroethyl)carbamoyl]phenyl}[1,2,4]triazolo[1,5-a]pyridin-2-yl)amino]benzamide</p> <p>Preparation analogously to procedure 3</p> <p>Starting materials: Int9.2; Int15.3</p> <p>¹H-NMR (400MHz, DMSO-d₆): δ [ppm]= 3.30 (s, 2H), 3.44 - 3.53 (m, 2H), 3.92 (s, 3H), 4.01 - 4.16 (m, 2H), 4.72 (t, 1H), 7.46 - 7.56 (m, 2H), 7.69 (d, 1H), 7.90 - 8.07 (m, 5H), 8.27 - 8.37 (m, 3H), 9.15 (t, 1H), 9.27 - 9.33 (m, 1H).</p>

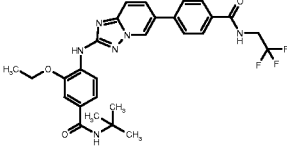
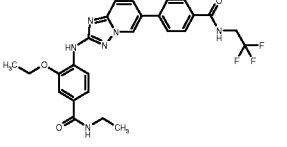
<p>Example 11.020</p>		<p>N-{2-[acetyl(methyl)amino]ethyl}-3-methoxy-N-methyl-4-[(6-{4-[(2,2,2-trifluoroethyl)carbamoyl]phenyl}[1,2,4]triazolo[1,5-a]pyridin-2-yl)amino]benzamide</p> <p>Preparation analogously to procedure 2</p> <p>Starting materials: Int9.2; Int15.8</p> <p>¹H-NMR (500MHz, DMSO-d₆): δ [ppm]= 1.97 (s, 3H), 2.70 - 3.04 (m, 6H), 3.45 - 3.64 (m, 4H), 3.96 (s, 3H), 4.12 (q, 2H), 6.98 - 7.10 (m, 2H), 7.69 (dd, 1H), 7.89 - 8.07 (m, 6H), 8.33 (d, 1H), 8.94 (br. s., 1H), 9.20 (d, 1H).</p>
<p>Example 11.021</p>		<p>tert-butyl {2-[{3-methoxy-4-[(6-{4-[(2,2,2-trifluoroethyl)carbamoyl]phenyl}[1,2,4]triazolo[1,5-a]pyridin-2-yl)amino]benzoyl}(methyl)amino]ethyl}methylcarbamate</p> <p>Preparation analogously to procedure 2</p> <p>Starting materials: Int9.2; Int15.9</p> <p>¹H-NMR (500MHz, DMSO-d₆): δ [ppm]= 1.39 (s, 9H), 2.72 (br. s., 3H), 3.00 (s, 3H), 3.33 - 3.41 (m, 2H), 3.54 (br. t, 2H), 3.94 (s, 3H), 4.10 (q, 2H), 6.96 - 7.07 (m, 2H), 7.67 (d, 1H), 7.89 - 8.05 (m, 6H), 8.30 (d, 1H), 8.93 (br. s., 1H), 9.17 (d, 1H).</p>

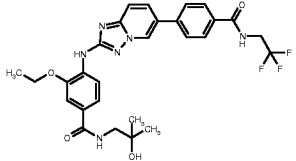
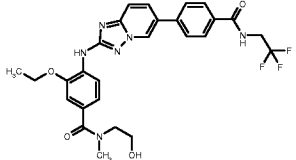
<p>Example 11.022</p>		<p>N-(1-hydroxy-2-methylpropan-2-yl)-3-methoxy-4-[(6-{4-[(2-methylpropyl)carbamoyl]phenyl}[1,2,4]triazolo[1,5-a]pyridin-2-yl)amino]benzamide</p> <p>Preparation analogously to procedure 2</p> <p>Starting materials: Int9.3; Int15.5</p> <p>¹H-NMR (300MHz, DMSO-d₆): δ [ppm]= 0.87 (d, 6H), 1.29 (s, 6H), 1.74 - 1.91 (m, 1H), 3.07 (br. t, 2H), 3.49 (s, 2H), 3.92 (s, 3H), 4.94 (br. s., 1H), 7.34 - 7.50 (m, 3H), 7.68 (d, 1H), 7.83 - 8.04 (m, 5H), 8.24 - 8.35 (m, 2H), 8.51 (t, 1H), 9.25 (s, 1H).</p>
<p>Example 11.023</p>		<p>N-(1-hydroxy-2-methylpropan-2-yl)-3-methoxy-4-[(6-{4-[(3,3,3-trifluoropropyl)carbamoyl]phenyl}[1,2,4]triazolo[1,5-a]pyridin-2-yl)amino]benzamide</p> <p>Preparation analogously to procedure 2</p> <p>Starting materials: Int9.4; Int15.5</p> <p>¹H-NMR (400MHz, DMSO-d₆): δ [ppm]= 7.40 - 7.48 (m, 2H), 7.52 (dd, 1H), 7.73 (d, 1H), 7.92 - 8.01 (m, 4H), 8.05 (dd, 1H), 8.31 - 8.37 (m, 2H), 8.77 (t, 1H), 9.30 (d, 1H).</p>

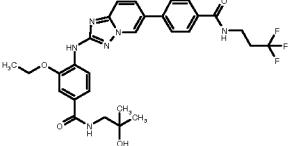
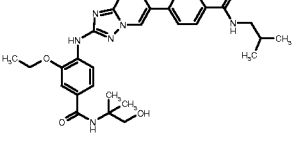
<p>Example 11.024</p>		<p>4-[2-({4-[(1-hydroxy-2-methylpropan-2-yl)carbamoyl]-2-methoxyphenyl}amino)[1,2,4]triazolo[1,5-a]pyridin-6-yl]-2-methyl-N-(2,2,2-trifluoroethyl)benzamide</p> <p>Preparation analogously to procedure 2</p> <p>Starting materials: Int11.2; Int15.5</p> <p>¹H-NMR (300MHz, DMSO-d₆): δ [ppm]= 1.29 (s, 6H), 2.39 (s, 3H), 3.49 (d, 2H), 3.92 (s, 3H), 3.97 - 4.12 (m, 2H), 4.92 (t, 1H), 7.33 - 7.51 (m, 4H), 7.62 - 7.77 (m, 3H), 7.97 (dd, 1H), 8.29 (t, 2H), 8.98 (t, 1H), 9.21 (s, 1H).</p>
<p>Example 11.025</p>		<p>N-(2-hydroxy-2-methylpropyl)-3-methoxy-4-[(6-{4-[(3,3,3-trifluoropropyl)carbamoyl]phenyl}[1,2,4]triazolo[1,5-a]pyridin-2-yl)amino]benzamide</p> <p>Preparation analogously to procedure 3</p> <p>Starting materials: Int9.4; Int15.4</p> <p>¹H-NMR (400MHz, DMSO-d₆): δ [ppm]= 1.08 (s, 6H), 2.49 - 2.61 (m, 2H), 3.24 (d, 2H), 3.44 - 3.54 (m, 2H), 3.92 (s, 3H), 4.57 (s, 1H), 7.47 - 7.57 (m, 2H), 7.69 (d, 1H), 7.87 - 7.95 (m, 4H), 8.01 (dd, 1H), 8.16 (t, 1H), 8.27 - 8.36 (m, 2H), 8.74 (t, 1H), 9.27 (d, 1H).</p>

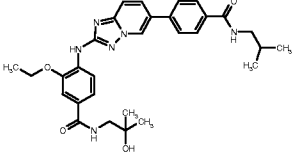
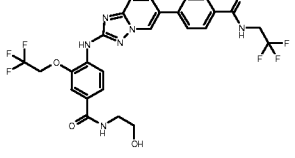
<p>Example 11.026</p>		<p>2-chloro-4-[2-({4-[(1-hydroxy-2-methylpropan-2-yl)carbamoyl]-2-methoxyphenyl}amino)[1,2,4]triazolo[1,5-a]pyridin-6-yl]-N-(2,2,2-trifluoroethyl)benzamide</p> <p>Preparation analogously to procedure 2</p> <p>Starting materials: Int12.2; Int15.5</p> <p>¹H-NMR (400MHz, DMSO-d₆): δ [ppm]= 1.29 (s, 6H), 3.50 (d, 2H), 3.92 (s, 3H), 4.01 - 4.13 (m, 2H), 4.92 (t, 1H), 7.37 - 7.43 (m, 2H), 7.46 (dd, 1H), 7.51 (d, 1H), 7.68 (d, 1H), 7.84 (dd, 1H), 7.96 - 8.04 (m, 2H), 8.29 (d, 1H), 8.33 (s, 1H), 9.19 (t, 1H), 9.32 (d, 1H).</p>
<p>Example 11.027</p>		<p>4-[(6-{4-[(2,2-dimethylpropyl)carbamoyl]phenyl}[1,2,4]triazolo[1,5-a]pyridin-2-yl)amino]-N,N-diethyl-3-methoxybenzamide</p> <p>Preparation analogously to procedure 1</p> <p>Starting materials: Int9.5; 4-bromo-N,N-diethyl-3-methoxybenzamide</p> <p>¹H-NMR (400MHz, DMSO-d₆): δ [ppm]= 1.00 (s, 9H), 1.10 (t, 6H), 2.18 (br. s, 2H), 3.21 - 3.40 (m, 4H), 3.88 (s, 3H), 6.93 - 6.99 (m, 2H), 7.63 (d, 1H), 7.65 - 7.75 (m, 4H), 7.90 (dd, 1H), 8.18 (s, 1H), 8.28 (d, 1H), 9.08 (s, 1H), 9.90 (s, 1H).</p>

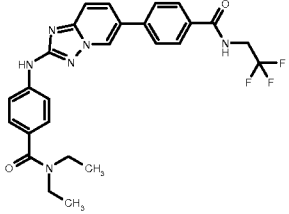
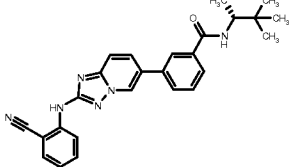
<p>Example 11.028</p>		<p>3-ethoxy-N-(2-hydroxyethyl)-4-[(6-{4-[(2,2,2-trifluoroethyl)carbamoyl]phenyl}[1,2,4]triazolo[1,5-a]pyridin-2-yl)amino]benzamide</p> <p>Preparation analogously to procedure 2</p> <p>Starting materials: Int9.2; Int16.5</p> <p>¹H-NMR (400MHz, DMSO-d₆): δ [ppm]= 1.48 (t, 3H), 3.34 - 3.40 (m, 2H), 3.48 - 3.59 (m, 2H), 4.08 - 4.18 (m, 2H), 4.23 (q, 2H), 4.74 (t, 1H), 7.51 - 7.60 (m, 2H), 7.74 (d, 1H), 7.94 - 8.11 (m, 5H), 8.24 (s, 1H), 8.31 - 8.41 (m, 2H), 9.19 (t, 1H), 9.34 (s, 1H).</p>
<p>Example 11.029</p>		<p>3-ethoxy-N-(1-hydroxy-2-methylpropan-2-yl)-4-[(6-{4-[(2,2,2-trifluoroethyl)carbamoyl]phenyl}[1,2,4]triazolo[1,5-a]pyridin-2-yl)amino]benzamide</p> <p>Preparation analogously to procedure 2</p> <p>Starting materials: Int9.2; Int16.7</p> <p>¹H-NMR (300MHz, DMSO-d₆): δ [ppm]= 1.29 (s, 6H), 1.42 (t, 3H), 3.49 (d, 2H), 4.01 - 4.24 (m, 4H), 4.92 (t, 1H), 7.31 - 7.51 (m, 3H), 7.68 (d, 1H), 7.87 - 8.07 (m, 5H), 8.20 (s, 1H), 8.30 (d, 1H), 9.15 (t, 1H), 9.28 (s, 1H).</p>

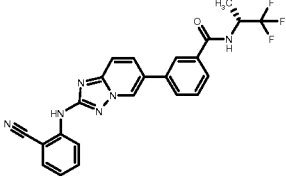
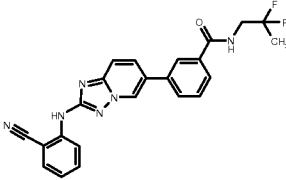
<p>Example 11.030</p>		<p>N-tert-butyl-3-ethoxy-4-[(6-{4-[(2,2,2-trifluoroethyl)carbamoyl]phenyl}[1,2,4]triazolo[1,5-a]pyridin-2-yl)amino]benzamide</p> <p>Preparation analogously to procedure 3</p> <p>Starting materials: Int9.2; Int16.3</p> <p>¹H-NMR (300MHz, DMSO-d₆): δ [ppm]= 1.36 (s, 9H), 1.42 (t, 3H), 3.99 - 4.23 (m, 4H), 7.42 (d, 1H), 7.46 (dd, 1H), 7.55 (s, 1H), 7.68 (d, 1H), 7.89 - 8.06 (m, 5H), 8.18 (s, 1H), 8.29 (d, 1H), 9.15 (t, 1H), 9.28 (d, 1H).</p>
<p>Example 11.031</p>		<p>3-ethoxy-N-ethyl-4-[(6-{4-[(2,2,2-trifluoroethyl)carbamoyl]phenyl}[1,2,4]triazolo[1,5-a]pyridin-2-yl)amino]benzamide</p> <p>Preparation analogously to procedure 3</p> <p>Starting materials: Int9.2; Int16.4</p> <p>¹H-NMR (300MHz, DMSO-d₆): δ [ppm]= 1.10 (t, 3H), 1.43 (t, 3H), 3.20 - 3.34 (m, 2H), 3.95 - 4.24 (m, 4H), 7.43 - 7.53 (m, 2H), 7.68 (dd, 1H), 7.89 - 8.06 (m, 5H), 8.20 (s, 1H), 8.26 - 8.36 (m, 2H), 9.15 (t, 1H), 9.29 (dd, 1H).</p>

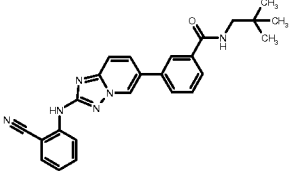
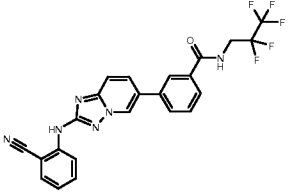
<p>Example 11.032</p>		<p>3-ethoxy-N-(2-hydroxy-2-methylpropyl)-4-[(6-{4-[(2,2,2-trifluoroethyl)carbamoyl]phenyl}[1,2,4]triazolo[1,5-a]pyridin-2-yl)amino]benzamide</p> <p>Preparation analogously to procedure 3</p> <p>Starting materials: Int9.2; Int16.5</p> <p>¹H-NMR (400MHz, DMSO-d₆): δ [ppm]= 1.08 (s, 6H), 1.43 (t, 3H), 3.23 (d, 2H), 4.03 - 4.14 (m, 2H), 4.19 (q, 2H), 4.57 (s, 1H), 7.48 - 7.56 (m, 2H), 7.69 (d, 1H), 7.91 - 8.06 (m, 5H), 8.15 (t, 1H), 8.23 (s, 1H), 8.32 (d, 1H), 9.16 (t, 1H), 9.28 - 9.32 (m, 1H).</p>
<p>Example 11.033</p>		<p>3-ethoxy-N-(2-hydroxyethyl)-N-methyl-4-[(6-{4-[(2,2,2-trifluoroethyl)carbamoyl]phenyl}[1,2,4]triazolo[1,5-a]pyridin-2-yl)amino]benzamide</p> <p>Preparation analogously to procedure 3</p> <p>Starting materials: Int9.2; Int16.10</p> <p>¹H-NMR (400MHz, DMSO-d₆): δ [ppm]= 1.40 (t, 3H), 2.96 (br. s., 3H), 3.33 - 3.64 (m, 4H), 4.03 - 4.18 (m, 4H), 4.79 (br. s., 1H), 6.99 - 7.12 (m, 2H), 7.67 (d, 1H), 7.89 - 8.05 (m, 5H), 8.14 (s, 1H), 8.29 (d, 1H), 9.16 (t, 1H), 9.28 (d, 1H).</p>

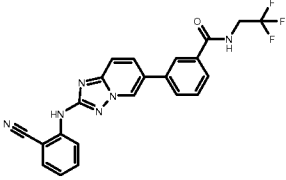
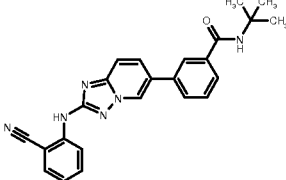
<p>Example 11.034</p>		<p>3-ethoxy-N-(2-hydroxy-2-methylpropyl)-4-[(6-{4-[(3,3,3-trifluoropropyl)carbamoyl]phenyl}[1,2,4]triazolo[1,5-a]pyridin-2-yl)amino]benzamide</p> <p>Preparation analogously to procedure 3</p> <p>Starting materials: Int9.4; Int16.6</p> <p>¹H-NMR (300MHz, DMSO-d₆): δ [ppm]= 1.08 (s, 6H), 1.43 (t, 3H), 2.49 - 2.64 (m, 2H), 3.23 (d, 2H), 3.43 - 3.56 (m, 2H), 4.18 (q, 2H), 4.57 (s, 1H), 7.48 - 7.58 (m, 2H), 7.68 (d, 1H), 7.87 - 7.96 (m, 4H), 8.01 (dd, 1H), 8.14 (t, 1H), 8.21 (s, 1H), 8.32 (d, 1H), 8.74 (t, 1H), 9.27 (d, 1H).</p>
<p>Example 11.035</p>		<p>3-ethoxy-N-(1-hydroxy-2-methylpropan-2-yl)-4-[(6-{4-[(2-methylpropyl)carbamoyl]phenyl}[1,2,4]triazolo[1,5-a]pyridin-2-yl)amino]benzamide</p> <p>Preparation analogously to procedure 2</p> <p>Starting materials: Int9.3; Int16.7</p> <p>¹H-NMR (400MHz, DMSO-d₆): δ [ppm]= 0.87 (d, 6H), 1.29 (s, 6H), 1.43 (t, 3H), 1.77 - 1.91 (m, 1H), 3.08 (t, 2H), 3.49 (d, 2H), 4.18 (q, 2H), 4.93 (t, 1H), 7.35 - 7.43 (m, 2H), 7.46 (dd, 1H), 7.63 - 7.72 (m, 1H), 7.85 - 7.97 (m, 4H), 8.00 (dd, 1H), 8.19 (s, 1H), 8.30 (d, 1H), 8.52 (t, 1H), 9.25 (d, 1H).</p>

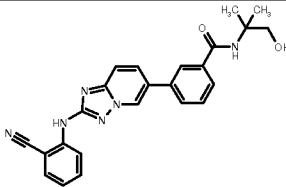
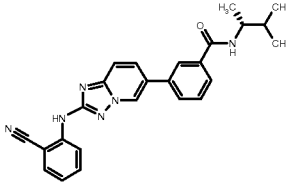
<p>Example 11.036</p>		<p>3-ethoxy-N-(2-hydroxy-2-methylpropyl)-4-[(6-{4-[(2-methylpropyl)carbamoyl]phenyl}[1,2,4]triazolo[1,5-a]pyridin-2-yl)amino]benzamide</p> <p>Preparation analogously to procedure 2</p> <p>Starting materials: Int9.3; Int16.6</p> <p>¹H-NMR (400MHz, DMSO-d₆): δ [ppm]= 0.87 (d, 6H), 1.08 (s, 6H), 1.43 (t, 3H), 1.75 - 1.92 (m, 1H), 3.08 (t, 2H), 3.23 (d, 2H), 4.18 (q, 2H), 4.57 (s, 1H), 7.47 - 7.57 (m, 2H), 7.68 (d, 1H), 7.84 - 7.97 (m, 4H), 8.00 (dd, 1H), 8.14 (t, 1H), 8.20 (s, 1H), 8.32 (d, 1H), 8.52 (t, 1H), 9.26 (s, 1H).</p>
<p>Example 11.037</p>		<p>N-(2-hydroxyethyl)-3-(2,2,2-trifluoroethoxy)-4-[(6-{4-[(2,2,2-trifluoroethyl)carbamoyl]phenyl}[1,2,4]triazolo[1,5-a]pyridin-2-yl)amino]benzamide</p> <p>Preparation analogously to procedure 2</p> <p>Starting materials: Int9.2; Int17.3</p> <p>¹H-NMR (400MHz, DMSO-d₆): δ [ppm]= 3.37 (q, 2H), 3.50 - 3.59 (m, 2H), 4.05 - 4.22 (m, 2H), 4.76 (t, 1H), 4.95 (q, 2H), 7.67 (d, 1H), 7.70 (d, 1H), 7.75 (d, 1H), 7.95 - 8.11 (m, 5H), 8.28 - 8.43 (m, 3H), 9.19 (t, 1H), 9.34 (d, 1H).</p>

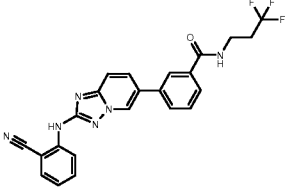
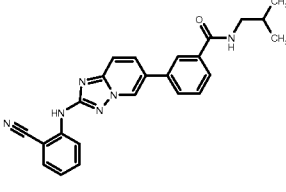
<p>Example 11.038</p>		<p>N,N-diethyl-4-[(6-{4-[(2,2,2-trifluoroethyl)carbamoyl]phenyl}[1,2,4]triazolo[1,5-a]pyridin-2-yl)amino]benzamide</p> <p>Preparation analogously to procedure 2</p> <p>Starting materials: Int9.2; 4-bromo-N,N-diethylbenzamide</p> <p>¹H-NMR (300MHz, DMSO-d₆): δ [ppm]= 1.00 - 1.14 (m, 6H), 3.18 - 3.41 (m, 4H), 3.96 - 4.18 (m, 2H), 7.29 (d, 2H), 7.63 - 7.77 (m, 3H), 7.87 - 8.05 (m, 5H), 9.15 (t, 1H), 9.27 (s, 1H), 9.92 (s, 1H).</p>
<p>Example 11.039</p>		<p>3-{2-[(2-cyanophenyl)amino][1,2,4]triazolo[1,5-a]pyridin-6-yl}-N-[(2R)-3,3-dimethylbutan-2-yl]benzamide</p> <p>Preparation analogously to Procedure 7</p> <p>Starting materials: Example9.2; (2R)-3,3-dimethylbutan-2-amine</p> <p>¹H -NMR (300 MHz, DMSO-d₆): d [ppm] = 0.93 (s, 33H), 1.13 (d, 3H), 3.97 - 4.11 (m, 1H), 7.19 (t, 1H), 7.53 - 7.63 (m, 1H), 7.64 - 7.81 (m, 3H), 7.85 (d, 1H), 7.93 (d, 1H), 7.97 - 8.12 (m, 3H), 8.16 (s, 1H), 9.29 (s, 1H), 9.55 (s, 1H).</p>

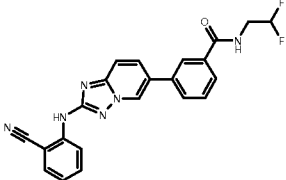
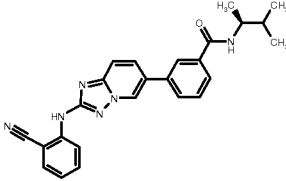
<p>Example 11.040</p>		<p>3-{2-[(2-cyanophenyl)amino][1,2,4]triazolo[1,5-a]pyridin-6-yl}-N-[(2R)-1,1,1-trifluoropropan-2-yl]benzamide</p> <p>Preparation analogously to Procedure 7</p> <p>Starting materials: Example 9.2; (2R)-1,1,1-trifluoropropan-2-amine hydrochloride</p> <p>¹H -NMR (400 MHz, DMSO-d₆): δ [ppm] = 1.41 (d, 3H), 4.92 (dq, 1H), 7.19 (td, 1H), 7.63 (t, 1H), 7.68 (td, 1H), 7.73 (d, 1H), 7.77 (dd, 1H), 7.91 (d, 1H), 7.98 - 8.07 (m, 3H), 8.24 (s, 1H), 8.95 (d, 1H), 9.28 (d, 1H), 9.57 (s, 1H).</p>
<p>Example 11.041</p>		<p>3-{2-[(2-cyanophenyl)amino][1,2,4]triazolo[1,5-a]pyridin-6-yl}-N-(2,2-difluoropropyl)benzamide</p> <p>Preparation analogously to Procedure 7</p> <p>Starting materials: Example 9.2; 2,2-difluoropropan-1-amine hydrochloride</p> <p>¹H -NMR (400 MHz, DMSO-d₆): δ [ppm] = 1.65 (t, 3H), 3.79 (td, 2H), 7.14 - 7.22 (m, 1H), 7.61 (t, 1H), 7.65 - 7.71 (m, 1H), 7.73 (d, 1H), 7.77 (dd, 1H), 7.90 (d, 1H), 7.95 - 8.08 (m, 3H), 8.27 (s, 1H), 8.98 (t, 1H), 9.27 (d, 1H), 9.56 (s, 1H).</p>

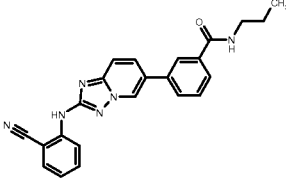
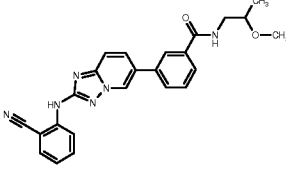
<p>Example 11.042</p>		<p>3-{2-[(2-cyanophenyl)amino][1,2,4]triazolo[1,5-a]pyridin-6-yl}-N-(2,2-dimethylpropyl)benzamide</p> <p>Preparation analogously to Procedure 7</p> <p>Starting materials: Example 9.2; 2,2-dimethylpropan-1-amine</p> <p>¹H -NMR (300 MHz, DMSO-d₆): δ [ppm] = 0.93 (s, 9H), 3.16 (d, 2H), 7.19 (td, 1H), 7.55 - 7.63 (m, 1H), 7.64 - 7.80 (m, 3H), 7.87 (d, 1H), 7.91 - 7.98 (m, 1H), 7.99 - 8.03 (m, 1H), 8.05 (d, 1H), 8.22 (s, 1H), 8.49 (t, 1H), 9.27 (d, 1H), 9.56 (s, 1H).</p>
<p>Example 11.043</p>		<p>3-{2-[(2-cyanophenyl)amino][1,2,4]triazolo[1,5-a]pyridin-6-yl}-N-(2,2,3,3,3-pentafluoropropyl)benzamide</p> <p>Preparation analogously to Procedure 7</p> <p>Starting materials: Example 9.2; 2,2,3,3,3-pentafluoropropan-1-amine</p> <p>¹H -NMR (400 MHz, DMSO-d₆): δ [ppm] = 4.22 (td, 10H), 7.19 (t, 1H), 7.55 - 7.81 (m, 4H), 7.91 (d, 1H), 7.98 - 8.09 (m, 3H), 8.27 (s, 1H), 9.15 - 9.31 (m, 2H), 9.58 (s, 1H).</p>

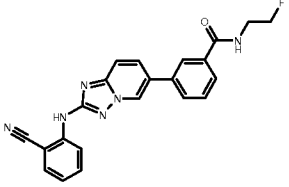
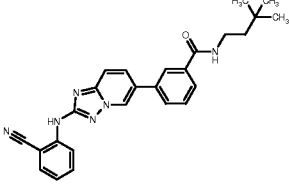
<p>Example 11.044</p>		<p>3-{2-[(2-cyanophenyl)amino][1,2,4]triazolo[1,5-a]pyridin-6-yl}-N-(2,2,2-trifluoroethyl)benzamide</p> <p>Preparation analogously to Procedure 7</p> <p>Starting materials: Example 9.2; 2,2,2-trifluoroethanamine</p> <p>¹H -NMR (400 MHz, DMSO-d₆): δ [ppm] = 4.11 - 4.23 (m, 2H), 7.19 (td, 1H), 7.60 - 7.71 (m, 2H), 7.71 - 7.80 (m, 2H), 7.92 (d, 1H), 7.98 - 8.07 (m, 3H), 8.28 (s, 1H), 9.19 - 9.30 (m, 2H), 9.58 (s, 1H).</p>
<p>Example 11.045</p>		<p>N-tert-butyl-3-{2-[(2-cyanophenyl)amino][1,2,4]triazolo[1,5-a]pyridin-6-yl}benzamide</p> <p>Preparation analogously to Procedure 7</p> <p>Starting materials: Example 9.2; 2-methylpropan-2-amine</p> <p>¹H -NMR (400 MHz, DMSO-d₆): δ [ppm] = 1.42 (s, 9H), 7.19 (td, 1H), 7.56 (t, 1H), 7.65 - 7.74 (m, 2H), 7.77 (dd, 1H), 7.82 (dt, 1H), 7.89 - 7.94 (m, 2H), 8.00 - 8.06 (m, 2H), 8.13 (t, 1H), 9.28 (dd, 1H), 9.57 (s, 1H).</p>

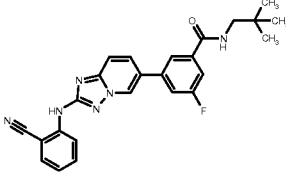
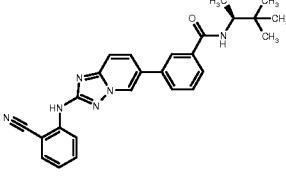
<p>Example 11.046</p>		<p>3-{2-[(2-cyanophenyl)amino][1,2,4]triazolo[1,5-a]pyridin-6-yl}-N-(1-hydroxy-2-methylpropan-2-yl)benzamide</p> <p>Preparation analogously to Procedure 7</p> <p>Starting materials: Example 9.2; 2-amino-2-methylpropan-1-ol</p> <p>¹H -NMR (300 MHz, DMSO-d₆): δ [ppm] = 1.35 (s, 6H), 3.50 - 3.62 (m, 2H), 4.84 - 4.97 (m, 1H), 7.19 (td, 1H), 7.51 - 7.62 (m, 1H), 7.63 - 7.86 (m, 5H), 7.92 (d, 1H), 7.98 - 8.08 (m, 2H), 8.13 (s, 1H), 9.27 (d, 1H), 9.56 (s, 1H).</p>
<p>Example 11.047</p>		<p>3-{2-[(2-cyanophenyl)amino][1,2,4]triazolo[1,5-a]pyridin-6-yl}-N-[(2R)-3-methylbutan-2-yl]benzamide</p> <p>Preparation analogously to Procedure 7</p> <p>Starting materials: Example 9.2; (2R)-3-methylbutan-2-amine</p> <p>¹H -NMR (400 MHz, DMSO-d₆): δ [ppm] = 0.89 (dd, 6H), 1.11 (d, 3H), 1.76 (dq, 1H), 3.78 - 3.91 (m, 1H), 7.12 - 7.20 (m, 1H), 7.55 (t, 1H), 7.61 - 7.71 (m, 2H), 7.73 (dd, 1H), 7.83 (d, 1H), 7.90 (d, 1H), 7.95 - 8.03 (m, 2H), 8.15 (s, 1H), 8.21 (d, 1H), 9.24 (d, 1H), 9.52 (s, 1H).</p>

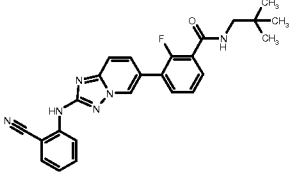
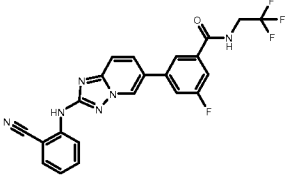
<p>Example 11.048</p>		<p>3-{2-[(2-cyanophenyl)amino][1,2,4]triazolo[1,5-a]pyridin-6-yl}-N-(3,3,3-trifluoropropyl)benzamide</p> <p>Preparation analogously to Procedure 7</p> <p>Starting materials: Example 9.2; 3,3,3-trifluoropropan-1-amine</p> <p>¹H -NMR (400 MHz, DMSO-d₆): δ [ppm] = 2.54 - 2.66 (m, 2H), 3.49 - 3.60 (m, 2H), 7.19 (t, 1H), 7.61 (t, 1H), 7.64 - 7.81 (m, 3H), 7.86 (d, 1H), 7.97 (d, 1H), 7.99 - 8.07 (m, 2H), 8.21 (s, 1H), 8.85 (t, 1H), 9.23 (s, 1H), 9.58 (s, 1H).</p>
<p>Example 11.049</p>		<p>3-{2-[(2-cyanophenyl)amino][1,2,4]triazolo[1,5-a]pyridin-6-yl}-N-isobutylbenzamide</p> <p>Preparation analogously to Procedure 7</p> <p>Starting materials: Example 9.2; 2-methylpropan-1-amine</p> <p>¹H -NMR (400 MHz, DMSO-d₆): δ [ppm] = 0.92 (d, 6H), 1.88 (dt, 1H), 3.13 (t, 2H), 7.19 (td, 1H), 7.59 (t, 1H), 7.64 - 7.75 (m, 2H), 7.77 (dd, 1H), 7.87 (d, 1H), 7.91 - 7.98 (m, 1H), 8.03 (dd, 2H), 8.22 (s, 1H), 8.61 (t, 1H), 9.26 (d, 1H), 9.57 (s, 1H).</p>

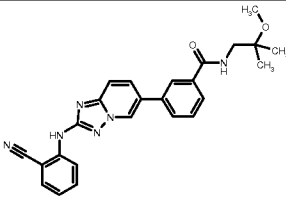
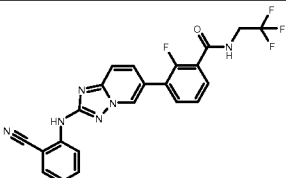
<p>Example 11.050</p>		<p>3-{2-[(2-cyanophenyl)amino][1,2,4]triazolo[1,5-a]pyridin-6-yl}-N-(2,2-difluoroethyl)benzamide</p> <p>Preparation analogously to Procedure 7</p> <p>Starting materials: Example 9.2; 2,2-difluoroethanamine</p> <p>¹H -NMR (400 MHz, DMSO-d₆): δ [ppm] = 3.64 - 3.81 (m, 2H), 5.98 - 6.35 (m, 1H), 7.19 (td, 1H), 7.62 (t, 1H), 7.65 - 7.71 (m, 1H), 7.71 - 7.75 (m, 1H), 7.77 (dd, 1H), 7.90 (d, 1H), 7.97 - 8.09 (m, 3H), 8.27 (s, 1H), 9.01 (t, 1H), 9.26 (d, 1H), 9.58 (s, 1H).</p>
<p>Example 11.051</p>		<p>3-{2-[(2-cyanophenyl)amino][1,2,4]triazolo[1,5-a]pyridin-6-yl}-N-[(2S)-3-methylbutan-2-yl]benzamide</p> <p>Preparation analogously to Procedure 7</p> <p>Starting materials: Example 9.2; (2S)-3-methylbutan-2-amine</p> <p>¹H NMR (400 MHz, DMSO-d₆): δ [ppm] = 0.92 (dd, 6H), 1.15 (d, 3H), 1.79 (dq, 1H), 3.80 - 3.96 (m, 1H), 7.15 - 7.23 (m, 1H), 7.58 (t, 1H), 7.64 - 7.81 (m, 3H), 7.87 (d, 1H), 7.93 (d, 1H), 7.99 - 8.07 (m, 2H), 8.19 (s, 1H), 8.25 (d, 1H), 9.27 (d, 1H), 9.56 (s, 1H).</p>

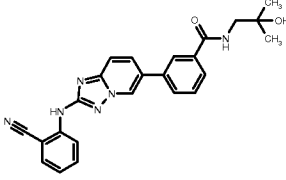
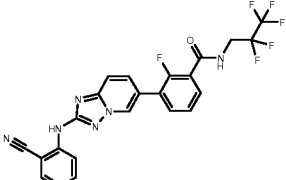
<p>Example 11.052</p>		<p>3-{2-[(2-cyanophenyl)amino][1,2,4]triazolo[1,5-a]pyridin-6-yl}-N-propylbenzamide</p> <p>Preparation analogously to Procedure 7</p> <p>Starting materials: Example 9.2; propan-1-amine</p> <p>¹H -NMR (400 MHz, DMSO-d₆): δ [ppm] = 0.92 (t, 3H), 1.49 - 1.66 (m, 2H), 3.27 (q, 2H), 7.19 (t, 1H), 7.59 (t, 1H), 7.64 - 7.81 (m, 3H), 7.86 (d, 1H), 7.94 (d, 1H), 8.03 (d, 2H), 8.21 (s, 1H), 8.60 (t, 1H), 9.25 (s, 1H), 9.57 (s, 1H).</p>
<p>Example 11.053</p>		<p>rac-3-{2-[(2-cyanophenyl)amino][1,2,4]triazolo[1,5-a]pyridin-6-yl}-N-(2-methoxypropyl)benzamide</p> <p>Preparation analogously to Procedure 7</p> <p>Starting materials: Example 9.2; rac-2-methoxypropan-1-amine hydrochloride</p> <p>¹H -NMR (300 MHz, DMSO-d₆): δ [ppm] = 1.11 (d, 3H), 3.3 (s, 3H), 3.44 - 3.57 (m, 1H), 7.19 (t, 1H), 7.52 - 7.64 (m, 1H), 7.64 - 7.82 (m, 3H), 7.88 (d, 1H), 7.95 (d, 1H), 8.03 (d, 2H), 8.24 (s, 1H), 8.68 (br. s., 1H), 9.26 (s, 1H), 9.57 (s, 1H).</p>

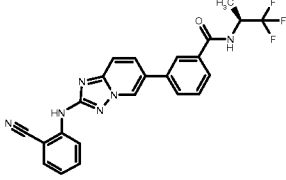
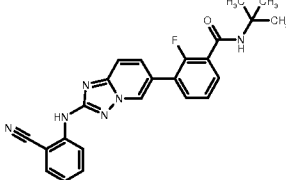
<p>Example 11.054</p>		<p>3-{2-[(2-cyanophenyl)amino][1,2,4]triazolo[1,5-a]pyridin-6-yl}-N-(2-fluoroethyl)benzamide</p> <p>Preparation analogously to Procedure 7</p> <p>Starting materials: Example 9.2; 2-fluoroethanamine hydrochloride</p> <p>¹H -NMR (400 MHz, DMSO-d₆): δ [ppm] = 3.59 (q, 1H), 3.66 (q, 1H), 4.52 (t, 1H), 4.64 (t, 1H), 7.12 - 7.26 (m, 1H), 7.60 (t, 1H), 7.64 - 7.80 (m, 3H), 7.89 (d, 1H), 7.97 (d, 1H), 8.00 - 8.09 (m, 2H), 8.25 (s, 1H), 8.87 (t, 1H), 9.26 (d, 1H), 9.57 (s, 1H).</p>
<p>Example 11.055</p>		<p>3-{2-[(2-cyanophenyl)amino][1,2,4]triazolo[1,5-a]pyridin-6-yl}-N-(3,3-dimethylbutyl)benzamide</p> <p>Preparation analogously to Procedure 7</p> <p>Starting materials: Example 9.2; 3,3-dimethylbutan-1-amine</p> <p>¹H -NMR (300 MHz, DMSO-d₆): δ [ppm] = 0.95 (s, 9H), 1.43 - 1.56 (m, 2H), 3.29 - 3.36 (m, 2H), 7.19 (td, 1H), 7.54 - 7.62 (m, 1H), 7.64 - 7.80 (m, 3H), 7.85 (d, 1H), 7.94 (d, 1H), 7.99 - 8.07 (m, 2H), 8.20 (s, 1H), 8.53 (t, 1H), 9.24 (d, 1H), 9.56 (s, 1H).</p>

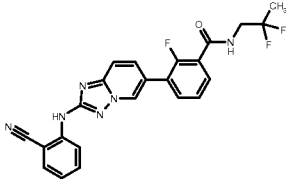
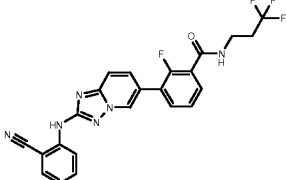
<p>Example 11.056</p>		<p>3-{2-[(2-cyanophenyl)amino][1,2,4]triazolo[1,5-a]pyridin-6-yl}-N-(2,2-dimethylpropyl)-5-fluorobenzamide</p> <p>Preparation analogously to Procedure 7</p> <p>Starting materials: Example 11.073; 2,2-dimethylpropan-1-amine</p> <p>¹H -NMR (400 MHz, DMSO-d₆): δ [ppm] = 0.93 (s, 9H), 3.16 (d, 2H), 7.20 (t, 1H), 7.60 - 7.71 (m, 2H), 7.73 (d, 1H), 7.77 (d, 1H), 7.88 (d, 1H), 8.01 (d, 1H), 8.04 - 8.13 (m, 2H), 8.58 (t, 1H), 9.34 (s, 1H), 9.61 (s, 1H).</p>
<p>Example 11.057</p>		<p>3-{2-[(2-cyanophenyl)amino][1,2,4]triazolo[1,5-a]pyridin-6-yl}-N-[(2S)-3,3-dimethylbutan-2-yl]benzamide</p> <p>Preparation analogously to Procedure 7</p> <p>Starting materials: Example 9.2; (2S)-3,3-dimethylbutan-2-amine</p> <p>¹H -NMR (300MHz, DMSO-d₆): δ [ppm] = 0.93 (s, 9H), 1.13 (d, 3H), 3.95 - 4.13 (m, 1H), 7.19 (td, 1H), 7.54 - 7.63 (m, 1H), 7.63 - 7.81 (m, 3H), 7.85 (d, 1H), 7.93 (d, 1H), 7.98 - 8.13 (m, 3H), 8.16 (s, 1H), 9.29 (d, 1H), 9.55 (s, 1H).</p>

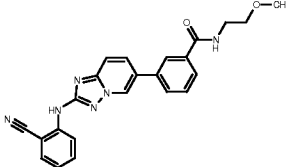
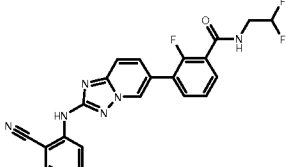
<p>Example 11.058</p>		<p>3-{2-[(2-cyanophenyl)amino][1,2,4]triazolo[1,5-a]pyridin-6-yl}-N-(2,2-dimethylpropyl)-2-fluorobenzamide</p> <p>Preparation analogously to Procedure 7</p> <p>Starting materials: Example 11.011; 2,2-dimethylpropan-1-amine</p> <p>¹H -NMR (400 MHz, DMSO-d₆): δ [ppm] = 0.92 (s, 9H), 3.11 (d, 2H), 7.19 (t, 1H), 7.39 (t, 1H), 7.52 - 7.62 (m, 1H), 7.64 - 7.79 (m, 4H), 7.79 - 7.88 (m, 1H), 8.01 (d, 1H), 8.36 (t, 1H), 9.03 (s, 1H), 9.59 (s, 1H).</p>
<p>Example 11.059</p>		<p>3-{2-[(2-cyanophenyl)amino][1,2,4]triazolo[1,5-a]pyridin-6-yl}-5-fluoro-N-(2,2,2-trifluoroethyl)benzamide</p> <p>Preparation analogously to Procedure 7</p> <p>Starting materials: Example 11.73; 2,2,2-trifluoroethanamine</p> <p>¹H -NMR (400 MHz, DMSO-d₆): δ [ppm] = 4.08 - 4.26 (m, 2H), 7.20 (t, 1H), 7.62 - 7.83 (m, 4H), 7.91 - 8.13 (m, 3H), 8.17 (s, 1H), 9.34 (s, 2H), 9.62 (s, 1H).</p>

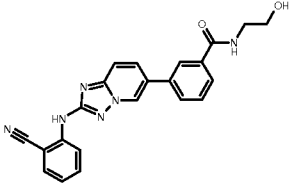
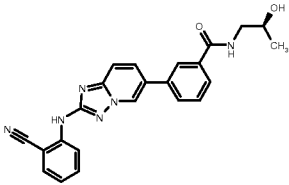
<p>Example 11.060</p>		<p>3-{2-[(2-cyanophenyl)amino][1,2,4]triazolo[1,5-a]pyridin-6-yl}-N-(2-methoxy-2-methylpropyl)benzamide</p> <p>Preparation analogously to Procedure 7</p> <p>Starting materials: Example 9.2; 2-methoxy-2-methylpropan-1-amine</p> <p>¹H -NMR (400 MHz, DMSO-d₆): δ [ppm] = 1.14 (s, 6H), 3.17 (s, 3H), 3.38 (d, 2H), 7.19 (td, 1H), 7.59 (t, 1H), 7.65 - 7.81 (m, 3H), 7.87 (d, 1H), 7.94 (d, 1H), 8.00 - 8.09 (m, 2H), 8.23 (s, 1H), 8.47 (t, 1H), 9.28 (d, 1H), 9.57 (s, 1H).</p>
<p>Example 11.061</p>		<p>3-{2-[(2-cyanophenyl)amino][1,2,4]triazolo[1,5-a]pyridin-6-yl}-2-fluoro-N-(2,2,2-trifluoroethyl)benzamide</p> <p>Preparation analogously to Procedure 7</p> <p>Starting materials: Example 11.011; 2,2,2-trifluoroethanamine</p> <p>¹H -NMR (400 MHz, DMSO-d₆): δ [ppm] = 4.07 - 4.19 (m, 2H), 7.19 (t, 1H), 7.43 (t, 1H), 7.59 - 7.87 (m, 6H), 8.01 (d, 1H), 9.05 (s, 1H), 9.11 (t, 1H), 9.61 (s, 1H).</p>

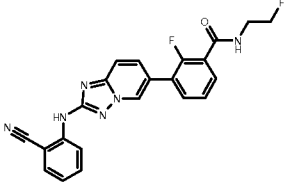
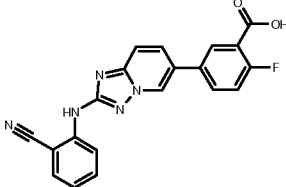
<p>Example 11.062</p>		<p>3-{2-[(2-cyanophenyl)amino][1,2,4]triazolo[1,5-a]pyridin-6-yl}-N-(2-hydroxy-2-methylpropyl)benzamide</p> <p>Preparation analogously to Procedure 7</p> <p>Starting materials: Example 9.2; 1-amino-2-methylpropan-2-ol</p> <p>¹H -NMR (300 MHz, DMSO-d₆): δ [ppm] = 1.13 (s, 6H), 3.30 (d, 2H), 4.59 (s, 1H), 7.14 - 7.24 (m, 1H), 7.53 - 7.63 (m, 1H), 7.63 - 7.81 (m, 3H), 7.88 (d, 1H), 7.95 (d, 1H), 7.99 - 8.10 (m, 2H), 8.26 (s, 1H), 8.48 (t, 1H), 9.29 (d, 1H), 9.56 (s, 1H).</p>
<p>Example 11.063</p>		<p>3-{2-[(2-cyanophenyl)amino][1,2,4]triazolo[1,5-a]pyridin-6-yl}-2-fluoro-N-(2,2,3,3,3-pentafluoropropyl)benzamide</p> <p>Preparation analogously to Procedure 7</p> <p>Starting materials: Example 11.011; 2,2,3,3,3-pentafluoropropan-1-amine</p> <p>¹H -NMR (400 MHz, DMSO-d₆): δ [ppm] = 4.18 (td, 12H), 7.19 (t, 1H), 7.43 (t, 1H), 7.58 - 7.86 (m, 6H), 8.01 (d, 1H), 9.04 (s, 1H), 9.11 (t, 1H), 9.60 (s, 1H).</p>

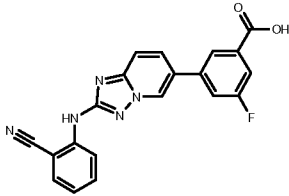
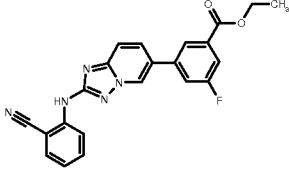
<p>Example 11.064</p>		<p>3-{2-[(2-cyanophenyl)amino][1,2,4]triazolo[1,5-a]pyridin-6-yl}-N-[(2S)-1,1,1-trifluoropropan-2-yl]benzamide</p> <p>Preparation analogously to Procedure 7</p> <p>Starting materials: Example 9.2; (2S)-1,1,1-trifluoropropan-2-amine hydrochloride</p> <p>¹H -NMR (400 MHz, DMSO-d₆): δ [ppm] = 1.41 (d, 3H), 4.92 (dq, 1H), 7.19 (t, 1H), 7.56 - 7.81 (m, 4H), 7.91 (d, 1H), 7.96 - 8.08 (m, 3H), 8.24 (s, 1H), 8.95 (d, 1H), 9.28 (s, 1H), 9.57 (s, 1H).</p>
<p>Example 11.065</p>		<p>N-tert-butyl-3-{2-[(2-cyanophenyl)amino][1,2,4]triazolo[1,5-a]pyridin-6-yl}-2-fluorobenzamide</p> <p>Preparation analogously to Procedure 7</p> <p>Starting materials: Example 11.011; 2-methylpropan-2-amine</p> <p>¹H -NMR (400 MHz, DMSO-d₆): δ [ppm] = 1.37 (s, 9H), 7.15 - 7.24 (m, 1H), 7.31 - 7.40 (m, 1H), 7.49 - 7.59 (m, 1H), 7.64 - 7.74 (m, 3H), 7.77 (dd, 1H), 7.82 (d, 1H), 7.96 - 8.05 (m, 2H), 9.02 (s, 1H), 9.59 (s, 1H).</p>

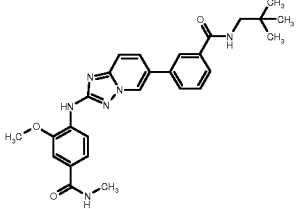
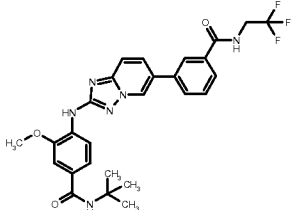
<p>Example 11.066</p>		<p>3-{2-[(2-cyanophenyl)amino][1,2,4]triazolo[1,5-a]pyridin-6-yl}-N-(2,2-difluoropropyl)-2-fluorobenzamide</p> <p>Preparation analogously to Procedure 7</p> <p>Starting materials: Example 11.011; 2,2-difluoropropan-1-amine hydrochloride</p> <p>¹H -NMR (400 MHz, DMSO-d₆): δ [ppm] = 1.65 (t, 3H), 3.75 (td, 2H), 7.19 (t, 1H), 7.41 (t, 1H), 7.56 - 7.88 (m, 6H), 8.01 (d, 1H), 8.85 (t, 1H), 9.04 (s, 1H), 9.59 (s, 1H).</p>
<p>Example 11.067</p>		<p>3-{2-[(2-cyanophenyl)amino][1,2,4]triazolo[1,5-a]pyridin-6-yl}-2-fluoro-N-(3,3,3-trifluoropropyl)benzamide</p> <p>Preparation analogously to Procedure 7</p> <p>Starting materials: Example 11.011; 3,3,3-trifluoropropan-1-amine hydrochloride</p> <p>¹H -NMR (400 MHz, DMSO-d₆): δ [ppm] = 2.53 - 2.63 (m, 2H), 3.52 (q, 2H), 7.19 (td, 1H), 7.41 (t, 1H), 7.61 - 7.74 (m, 3H), 7.74 - 7.83 (m, 3H), 8.01 (d, 1H), 8.64 (t, 1H), 9.03 (s, 1H), 9.60 (s, 1H).</p>

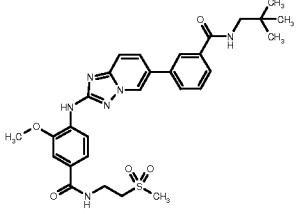
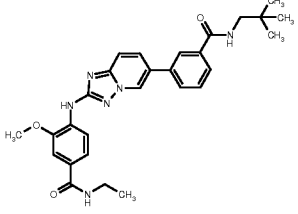
<p>Example 11.068</p>		<p>3-{2-[(2-cyanophenyl)amino][1,2,4]triazolo[1,5-a]pyridin-6-yl}-N-(2-methoxyethyl)benzamide</p> <p>Preparation analogously to Procedure 7</p> <p>Starting materials: Example 9.2; 2-methoxyethanamine</p> <p>¹H -NMR (300 MHz, DMSO-d₆): δ [ppm] = 3.29 (s, 3H), 3.49 (s, 4H), 7.19 (t, 1H), 7.53 - 7.64 (m, 1H), 7.64 - 7.82 (m, 3H), 7.83 - 7.99 (m, 2H), 8.03 (d, 2H), 8.23 (s, 1H), 8.70 (br. s., 1H), 9.26 (s, 1H), 9.56 (s, 1H).</p>
<p>Example 11.069</p>		<p>3-{2-[(2-cyanophenyl)amino][1,2,4]triazolo[1,5-a]pyridin-6-yl}-N-(2,2-difluoroethyl)-2-fluorobenzamide</p> <p>Preparation analogously to Procedure 7</p> <p>Starting materials: Example 11.011; 2,2-difluoroethanamine</p> <p>¹H -NMR (400 MHz, DMSO-d₆): δ [ppm] = 3.71 (tdd, 2H), 5.97 - 6.33 (m, 1H), 7.12 - 7.24 (m, 1H), 7.42 (t, 1H), 7.61 - 7.74 (m, 3H), 7.74 - 7.87 (m, 3H), 8.01 (d, 1H), 8.81 (t, 1H), 9.04 (s, 1H), 9.60 (s, 1H).</p>

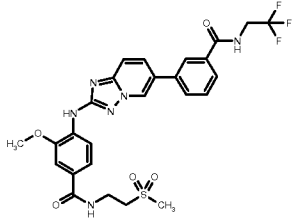
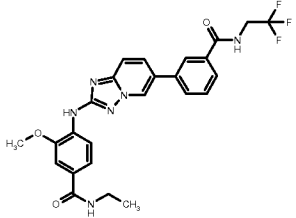
<p>Example 11.070</p>		<p>3-{2-[(2-cyanophenyl)amino][1,2,4]triazolo[1,5-a]pyridin-6-yl}-N-(2-hydroxyethyl)benzamide</p> <p>Preparation analogously to Procedure 7</p> <p>Starting materials: Example 9.2; 2-aminoethanol</p> <p>¹H -NMR (400 MHz, DMSO-d₆): δ [ppm] = 3.38 (q, 2H), 3.55 (q, 2H), 4.79 (t, 1H), 7.19 (t, 1H), 7.59 (t, 1H), 7.64 - 7.80 (m, 3H), 7.87 (d, 1H), 7.95 (d, 1H), 7.99 - 8.08 (m, 2H), 8.24 (s, 1H), 8.63 (t, 1H), 9.26 (s, 1H), 9.57 (s, 1H).</p>
<p>Example 11.071</p>		<p>3-{2-[(2S)-2-hydroxypropyl]amino}[1,2,4]triazolo[1,5-a]pyridin-6-yl}-N-[(2S)-2-hydroxypropyl]benzamide</p> <p>Preparation analogously to Procedure 7</p> <p>Starting materials: Example 9.2; (2S)-1-aminopropan-2-ol</p> <p>¹H -NMR (400 MHz, DMSO-d₆): δ [ppm] = 1.03 - 1.09 (m, 3H), 3.14 - 3.26 (m, 2H), 3.78 (spt, 1H), 4.77 (d, 1H), 7.16 (td, 1H), 7.55 (t, 1H), 7.65 (td, 1H), 7.69 (d, 1H), 7.73 (dd, 1H), 7.84 (d, 1H), 7.91 (d, 1H), 8.00 (td, 2H), 8.22 (s, 1H), 8.57 (t, 1H), 9.23 (d, 1H), 9.53 (s, 1H).</p>

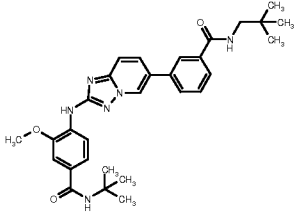
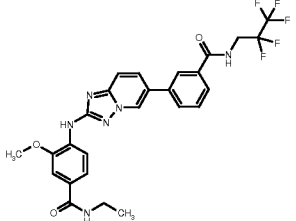
<p>Example 11.072</p>		<p>3-{2-[(2-cyanophenyl)amino][1,2,4]triazolo[1,5-a]pyridin-6-yl}-2-fluoro-N-(2-fluoroethyl)benzamide</p> <p>Preparation analogously to Procedure 7</p> <p>Starting materials: Example 11.011; 2-fluoroethanamine hydrochloride</p> <p>¹H -NMR (400 MHz, DMSO-d₆): δ [ppm] = 3.56 (q, 1H), 3.62 (q, 1H), 4.49 (t, 1H), 4.61 (t, 1H), 7.19 (t, 1H), 7.40 (t, 1H), 7.59 - 7.85 (m, 6H), 8.01 (d, 1H), 8.66 (t, 1H), 9.04 (s, 1H), 9.60 (s, 1H).</p>
<p>Example 11.073</p>		<p>5-{2-[(2-cyanophenyl)amino][1,2,4]triazolo[1,5-a]pyridin-6-yl}-2-fluorobenzoic acid</p> <p>Preparation analogously to Procedure 6</p> <p>Starting materials: Int3.1; 3-carboxy-4-fluorobenzeneboronic acid</p> <p>¹H -NMR (400 MHz, DMSO-d₆): δ [ppm] = 7.19 (t, 9H), 7.45 (t, 1H), 7.63 - 7.73 (m, 2H), 7.76 (d, 1H), 7.95 (d, 1H), 8.02 (d, 2H), 8.14 - 8.21 (m, 1H), 9.21 (s, 1H), 9.57 (s, 1H), 13.3 (b, 1H).</p>

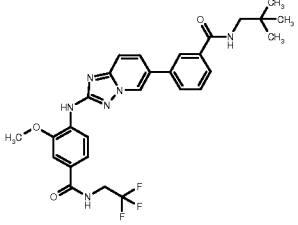
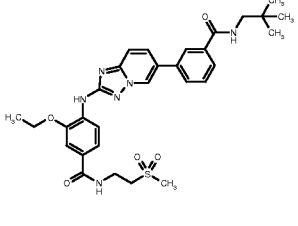
<p>Example 11.074</p>		<p>3-{2-[(2-cyanophenyl)amino][1,2,4]triazolo[1,5-a]pyridin-6-yl}-5-fluorobenzoic acid</p> <p>Preparation analogously to Procedure 6</p> <p>Starting materials: Int3.1; (3-carboxy-5-fluoro)benzeneboronic acid</p> <p>¹H -NMR (400 MHz, DMSO-d₆): δ [ppm] = 7.19 (t, 1H), 7.62 - 7.73 (m, 3H), 7.76 (d, 1H), 7.89 - 8.08 (m, 3H), 8.13 (s, 1H), 9.30 (s, 1H), 9.61 (s, 1H), 13.34 (br, 1H).</p>
<p>Example 11.075</p>		<p>ethyl 3-{2-[(2-cyanophenyl)amino][1,2,4]triazolo[1,5-a]pyridin-6-yl}-5-fluorobenzoate</p> <p>Preparation analogously to Procedure 6</p> <p>Starting materials: Int3.1; 3-Fluoro-5-(ethoxycarbonyl)benzeneboronic acid</p> <p>¹H -NMR (400 MHz, DMSO-d₆): δ [ppm] = 1.36 (t, 3H), 4.37 (q, 2H), 7.19 (td, 1H), 7.64 - 7.74 (m, 3H), 7.77 (dd, 1H), 7.98 - 8.06 (m, 3H), 8.14 (d, 1H), 9.30 - 9.34 (m, 1H), 9.61 (s, 1H).</p>

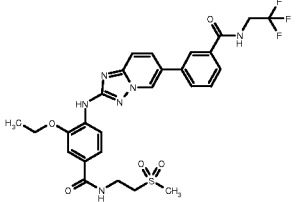
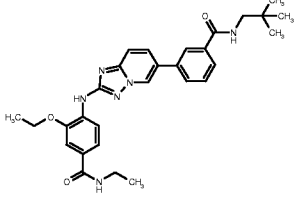
<p>Example 11.076</p>		<p>4-[(6-{3-[(2,2-dimethylpropyl)carbamoyl]phenyl}[1,2,4]triazolo[1,5-a]pyridin-2-yl)amino]-3-methoxy-N-methylbenzamide</p> <p>Preparation analogously to procedure 2</p> <p>Starting materials: Int14.1; 4-bromo-3-methoxy-N-methylbenzamide</p> <p>¹H -NMR (300 MHz, DMSO-d₆): δ [ppm] = 0.94 (s, 9H), 2.80 (d, 3H), 3.17 (d, 2H), 3.95 (s, 3H), 7.44 - 7.56 (m, 2H), 7.56 - 7.65 (m, 1H), 7.74 (d, 1H), 7.88 (d, 1H), 7.96 (d, 1H), 8.05 (dd, 1H), 8.24 (s, 1H), 8.27 - 8.40 (m, 3H), 8.50 (t, 1H), 9.31 (d, 1H).</p>
<p>Example 11.077</p>		<p>N-tert-butyl-3-methoxy-4-[(6-{3-[(2,2,2-trifluoroethyl)carbamoyl]phenyl}[1,2,4]triazolo[1,5-a]pyridin-2-yl)amino]benzamide</p> <p>Preparation analogously to procedure 2</p> <p>Starting materials: Int14.2; 4-bromo-N-tert-butyl-3-methoxybenzamide</p> <p>¹H -NMR (400 MHz, DMSO-d₆): δ [ppm] = 1.40 (s, 9H), 3.96 (s, 3H), 4.09 - 4.26 (m, 2H), 7.46 (s, 1H), 7.51 (d, 1H), 7.56 - 7.69 (m, 2H), 7.74 (d, 1H), 7.92 (d, 1H), 7.99 - 8.09 (m, 2H), 8.26 - 8.37 (m, 3H), 9.25 (s, 1H), 9.30 (s, 1H).</p>

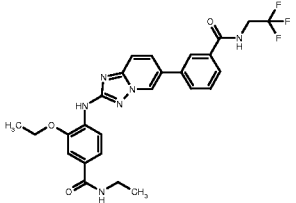
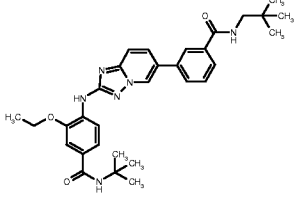
<p>Example 11.078</p>		<p>4-[(6-{3-[(2,2-dimethylpropyl)carbamoyl]phenyl}[1,2,4]triazolo[1,5-a]pyridin-2-yl)amino]-3-methoxy-N-[2-(methylsulfonyl)ethyl]benzamide</p> <p>Preparation analogously to procedure 2</p> <p>Starting materials: Int14.1; Int16.13</p> <p>¹H -NMR (400 MHz, DMSO-d₆): δ [ppm] = 0.94 (s, 9H), 3.05 (s, 3H), 3.17 (d, 2H), 3.39 (t, 2H), 3.68 (q, 2H), 3.95 (s, 3H), 7.47 - 7.57 (m, 2H), 7.60 (t, 1H), 7.75 (d, 1H), 7.88 (d, 1H), 7.96 (d, 1H), 8.05 (dd, 1H), 8.24 (s, 1H), 8.35 - 8.42 (m, 2H), 8.50 (t, 1H), 8.63 (t, 1H), 9.31 (s, 1H).</p>
<p>Example 11.079</p>		<p>4-[(6-{3-[(2,2-dimethylpropyl)carbamoyl]phenyl}[1,2,4]triazolo[1,5-a]pyridin-2-yl)amino]-N-ethyl-3-methoxybenzamide</p> <p>Preparation analogously to procedure 2</p> <p>Starting materials: Int14.1; 4-bromo-3-methoxy-N-ethylbenzamide</p> <p>¹H -NMR (400 MHz, DMSO-d₆): δ [ppm] = 0.94 (s, 9H), 1.14 (t, 3H), 3.17 (d, 2H), 3.95 (s, 3H), 7.47 - 7.65 (m, 3H), 7.74 (d, 1H), 7.88 (d, 1H), 7.96 (d, 1H), 8.05 (dd, 1H), 8.24 (s, 1H), 8.29 - 8.41 (m, 3H), 8.51 (t, 1H), 9.31 (s, 1H).</p>

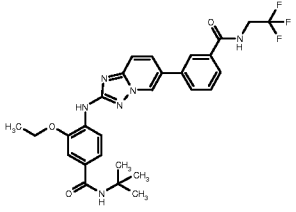
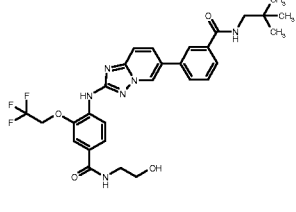
<p>Example 11.080</p>		<p>3-methoxy-N-[2-(methylsulfonyl)ethyl]-4-[(6-{3-[(2,2,2-trifluoroethyl)carbamoyl]phenyl}[1,2,4]triazolo[1,5-a]pyridin-2-yl)amino]benzamide</p> <p>Preparation analogously to procedure 2</p> <p>Starting materials: Int14.2; Int16.13</p> <p>¹H -NMR (400 MHz, DMSO-d₆): δ [ppm] = 3.05 (s, 3H), 3.39 (t, 2H), 3.63 - 3.73 (m, 2H), 3.95 (s, 3H), 4.08 - 4.24 (m, 2H), 7.49 - 7.57 (m, 2H), 7.64 (t, 1H), 7.75 (d, 1H), 7.92 (d, 1H), 7.99 - 8.10 (m, 2H), 8.30 (s, 1H), 8.37 (d, 1H), 8.41 (s, 1H), 8.63 (t, 1H), 9.24 (t, 1H), 9.31 (s, 1H).</p>
<p>Example 11.081</p>		<p>N-ethyl-3-methoxy-4-[(6-{3-[(2,2,2-trifluoroethyl)carbamoyl]phenyl}[1,2,4]triazolo[1,5-a]pyridin-2-yl)amino]benzamide</p> <p>Preparation analogously to procedure 2</p> <p>Starting materials: Int14.2; 4-bromo-3-methoxy-N-ethylbenzamide</p> <p>¹H -NMR (400 MHz, DMSO-d₆): δ [ppm] = 1.14 (t, 3H), 3.25 - 3.33 (m, 2H), 3.95 (s, 3H), 4.09 - 4.27 (m, 2H), 7.47 - 7.57 (m, 2H), 7.64 (t, 1H), 7.74 (d, 1H), 7.92 (d, 1H), 7.99 - 8.09 (m, 2H), 8.26 - 8.41 (m, 4H), 9.25 (s, 1H), 9.31 (s, 1H).</p>

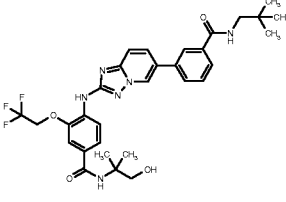
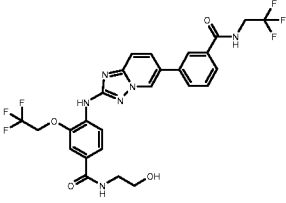
<p>Example 11.082</p>		<p>N-tert-butyl-4-[(6-{3-[(2,2-dimethylpropyl)carbamoyl]phenyl}[1,2,4]triazolo[1,5-a]pyridin-2-yl)amino]-3-methoxybenzamide</p> <p>Preparation analogously to procedure 2</p> <p>Starting materials: Int14.1; 4-bromo-N-tert-butyl-3-methoxybenzamide</p> <p>¹H -NMR (400 MHz, DMSO-d₆): δ [ppm] = 0.94 (s, 9H), 1.40 (s, 9H), 3.17 (d, 2H), 3.96 (s, 3H), 7.46 (s, 1H), 7.51 (d, 1H), 7.55 - 7.63 (m, 2H), 7.74 (d, 1H), 7.88 (d, 1H), 7.96 (d, 1H), 8.04 (dd, 1H), 8.24 (s, 1H), 8.28 - 8.37 (m, 2H), 8.51 (t, 1H), 9.30 (s, 1H).</p>
<p>Example 11.083</p>		<p>N-ethyl-3-methoxy-4-[(6-{3-[(2,2,3,3,3-pentafluoropropyl)carbamoyl]phenyl}[1,2,4]triazolo[1,5-a]pyridin-2-yl)amino]benzamide</p> <p>Preparation analogously to procedure 2</p> <p>Starting materials: Int14.3; 4-bromo-3-methoxy-N-ethylbenzamide</p> <p>¹H -NMR (400 MHz, DMSO-d₆): δ [ppm] = 1.14 (t, 12H), 3.26 - 3.31 (m, 2H), 3.95 (s, 3H), 4.23 (td, 2H), 7.49 - 7.57 (m, 2H), 7.64 (t, 1H), 7.75 (d, 1H), 7.91 (d, 1H), 8.00 - 8.08 (m, 2H), 8.29 (s, 1H), 8.32 - 8.39 (m, 3H), 9.23 (t, 1H), 9.31 (s, 1H).</p>

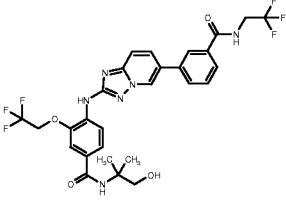
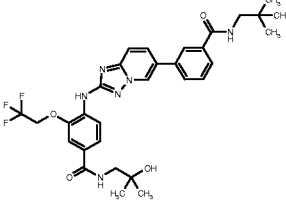
<p>Example 11.084</p>		<p>4-[(6-{3-[(2,2-dimethylpropyl)carbamoyl]phenyl}[1,2,4]triazolo[1,5-a]pyridin-2-yl)amino]-3-methoxy-N-(2,2,2-trifluoroethyl)benzamide</p> <p>Preparation analogously to procedure 2</p> <p>Starting materials: Int14.1; Int15.12</p> <p>¹H -NMR (400 MHz, DMSO-d₆): δ [ppm] = 0.94 (s, 9H), 3.17 (d, 2H), 3.97 (s, 3H), 4.04 - 4.18 (m, 2H), 7.56 - 7.65 (m, 3H), 7.75 (d, 1H), 7.88 (d, 1H), 7.96 (d, 1H), 8.06 (dd, 1H), 8.24 (s, 1H), 8.39 (d, 1H), 8.44 (s, 1H), 8.50 (t, 1H), 8.94 (t, 1H), 9.32 (d, 1H).</p>
<p>Example 11.085</p>		<p>4-[(6-{3-[(2,2-dimethylpropyl)carbamoyl]phenyl}[1,2,4]triazolo[1,5-a]pyridin-2-yl)amino]-3-ethoxy-N-[2-(methylsulfonyl)ethyl]benzamide</p> <p>Preparation analogously to procedure 2</p> <p>Starting materials: Int14.1; Int16.12</p> <p>¹H -NMR (400 MHz, DMSO-d₆): δ [ppm] = 0.93 (s, 9H), 1.46 (t, 3H), 3.05 (s, 3H), 3.17 (d, 2H), 3.39 (t, 2H), 3.60 - 3.75 (m, 2H), 4.21 (q, 2H), 7.47 - 7.57 (m, 2H), 7.60 (t, 1H), 7.74 (d, 1H), 7.88 (d, 1H), 7.95 (d, 1H), 8.05 (dd, 1H), 8.23 (s, 1H), 8.29 (s, 1H), 8.37 (d, 1H), 8.51 (t, 1H), 8.62 (t, 1H), 9.31 (s, 1H).</p>

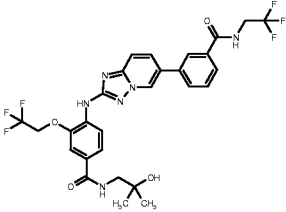
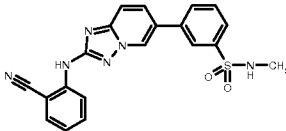
<p>Example 11.086</p>		<p>3-ethoxy-N-[2-(methylsulfonyl)ethyl]-4-[(6-{3-[(2,2,2-trifluoroethyl)carbamoyl]phenyl}[1,2,4]triazolo[1,5-a]pyridin-2-yl)amino]benzamide</p> <p>Preparation analogously to procedure 2</p> <p>Starting materials: Int14.2; Int16.12</p> <p>¹H-NMR (400 MHz, DMSO-d₆): δ [ppm] = 1.47 (t, 3H), 3.05 (s, 3H), 3.39 (t, 2H), 3.63 - 3.73 (m, 2H), 4.11 - 4.25 (m, 4H), 7.49 - 7.57 (m, 2H), 7.64 (t, 1H), 7.75 (d, 1H), 7.92 (d, 1H), 8.03 (d, 1H), 8.06 (dd, 1H), 8.29 (s, 2H), 8.37 (d, 1H), 8.62 (t, 1H), 9.24 (t, 1H), 9.31 (d, 1H).</p>
<p>Example 11.087</p>		<p>4-[(6-{3-[(2,2-dimethylpropyl)carbamoyl]phenyl}[1,2,4]triazolo[1,5-a]pyridin-2-yl)amino]-3-ethoxy-N-ethylbenzamide</p> <p>Preparation analogously to procedure 2</p> <p>Starting materials: Int14.1; Int16.4</p> <p>¹H-NMR (300 MHz, DMSO-d₆): δ [ppm] = 0.94 (s, 9H), 1.13 (t, 3H), 1.46 (t, 3H), 3.17 (d, 2H), 4.21 (q, 2H), 7.46 - 7.66 (m, 3H), 7.73 (d, 1H), 7.88 (d, 1H), 7.95 (d, 1H), 8.05 (dd, 1H), 8.23 (d, 2H), 8.28 - 8.40 (m, 2H), 8.51 (t, 1H), 9.31 (s, 1H).</p>

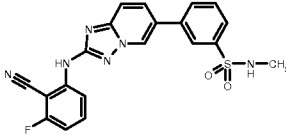
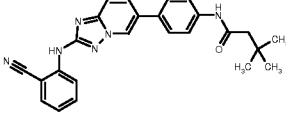
<p>Example 11.088</p>		<p>3-ethoxy-N-ethyl-4-[(6-{3-[(2,2,2-trifluoroethyl)carbamoyl]phenyl}[1,2,4]triazolo[1,5-a]pyridin-2-yl)amino]benzamide</p> <p>Preparation analogously to procedure 2</p> <p>Starting materials: Int14.2; Int16.4</p> <p>¹H-NMR (400 MHz, DMSO-d₆): δ [ppm] = 1.13 (t, 3H), 1.46 (t, 3H), 3.25 - 3.30 (m, 2H), 4.11 - 4.26 (m, 4H), 7.48 - 7.56 (m, 2H), 7.64 (t, 1H), 7.74 (d, 1H), 7.92 (d, 1H), 8.00 - 8.09 (m, 2H), 8.23 (s, 1H), 8.30 (s, 1H), 8.31 - 8.38 (m, 2H), 9.24 (t, 1H), 9.31 (d, 1H).</p>
<p>Example 11.089</p>		<p>N-tert-butyl-4-[(6-{3-[(2,2-dimethylpropyl)carbamoyl]phenyl}[1,2,4]triazolo[1,5-a]pyridin-2-yl)amino]-3-ethoxybenzamide</p> <p>Preparation analogously to procedure 2</p> <p>Starting materials: Int14.1; Int16.3</p> <p>¹H-NMR (400 MHz, DMSO-d₆): δ [ppm] = 0.90 (s, 9H), 1.36 (s, 9H), 1.42 (t, 3H), 3.13 (d, 2H), 4.18 (q, 2H), 7.37 - 7.51 (m, 2H), 7.51 - 7.62 (m, 2H), 7.70 (d, 1H), 7.84 (d, 1H), 7.92 (d, 1H), 8.01 (d, 1H), 8.18 (d, 2H), 8.29 (d, 1H), 8.47 (t, 1H), 9.27 (s, 1H).</p>

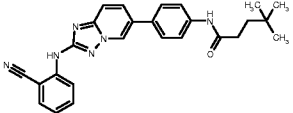
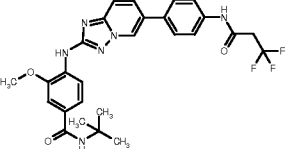
<p>Example 11.090</p>		<p>N-tert-butyl-3-ethoxy-4-[(6-{3-[(2,2,2-trifluoroethyl)carbamoyl]phenyl}[1,2,4]triazolo[1,5-a]pyridin-2-yl)amino]benzamide</p> <p>Preparation analogously to procedure 2</p> <p>Starting materials: Int14.2; Int16.3</p> <p>¹H-NMR (400 MHz, DMSO-d₆): δ [ppm] = 1.40 (s, 9H), 1.46 (t, 3H), 4.14 - 4.26 (m, 4H), 7.46 (s, 1H), 7.50 (d, 1H), 7.58 (s, 1H), 7.64 (t, 1H), 7.74 (d, 1H), 7.92 (d, 1H), 8.04 (t, 2H), 8.21 (s, 1H), 8.25 - 8.36 (m, 2H), 9.25 (t, 1H), 9.30 (s, 1H).</p>
<p>Example 11.091</p>		<p>4-[(6-{3-[(2,2,2-dimethylpropyl)carbamoyl]phenyl}[1,2,4]triazolo[1,5-a]pyridin-2-yl)amino]-N-(2-hydroxyethyl)-3-(2,2,2-trifluoroethoxy)benzamide</p> <p>Preparation analogously to procedure 2</p> <p>Starting materials: Int14.1; Int17.3</p> <p>¹H-NMR (400 MHz, DMSO-d₆): δ [ppm] = 0.94 (s, 9H), 3.17 (d, 2H), 3.35 - 3.39 (m, 2H), 3.52 (q, 2H), 4.78 (t, 1H), 4.94 (q, 2H), 7.60 (t, 1H), 7.63 - 7.71 (m, 2H), 7.75 (d, 1H), 7.88 (d, 1H), 7.96 (d, 1H), 8.06 (dd, 1H), 8.23 (s, 1H), 8.31 (s, 1H), 8.33 - 8.40 (m, 2H), 8.50 (t, 1H), 9.32 (d, 1H).</p>

<p>Example 11.092</p>		<p>4-[(6-{3-[(2,2-dimethylpropyl)carbamoyl]phenyl}[1,2,4]triazolo[1,5-a]pyridin-2-yl)amino]-N-(1-hydroxy-2-methylpropan-2-yl)-3-(2,2,2-trifluoroethoxy)benzamide</p> <p>Preparation analogously to procedure 2</p> <p>Starting materials: Int14.1; Int17.5</p> <p>¹H-NMR (400 MHz, DMSO-d₆): δ [ppm] = 0.94 (s, 9H), 1.33 (s, 6H), 3.17 (d, 2H), 3.54 (d, 2H), 4.89 - 5.02 (m, 3H), 7.41 (s, 1H), 7.56 - 7.66 (m, 3H), 7.75 (d, 1H), 7.88 (d, 1H), 7.95 (d, 1H), 8.06 (dd, 1H), 8.25 (d, 2H), 8.32 - 8.39 (m, 1H), 8.50 (t, 1H), 9.30 (d, 1H).</p>
<p>Example 11.093</p>		<p>N-(2-hydroxyethyl)-3-(2,2,2-trifluoroethoxy)-4-[(6-{3-[(2,2,2-trifluoroethyl)carbamoyl]phenyl}[1,2,4]triazolo[1,5-a]pyridin-2-yl)amino]benzamide</p> <p>Preparation analogously to procedure 2</p> <p>Starting materials: Int14.2; Int17.3</p> <p>¹H-NMR (400 MHz, DMSO-d₆): δ [ppm] = 3.34 - 3.39 (m, 2H), 3.53 (q, 2H), 4.09 - 4.25 (m, 2H), 4.77 (t, 1H), 4.94 (q, 2H), 7.60 - 7.71 (m, 3H), 7.76 (d, 1H), 7.92 (d, 1H), 7.99 - 8.10 (m, 2H), 8.27 - 8.40 (m, 4H), 9.24 (t, 1H), 9.31 (d, 1H).</p>

<p>Example 11.094</p>		<p>N-(1-hydroxy-2-methylpropan-2-yl)-3-(2,2,2-trifluoroethoxy)-4-[(6-{3-[(2,2,2-trifluoroethyl)carbamoyl]phenyl}[1,2,4]triazolo[1,5-a]pyridin-2-yl)amino]benzamide</p> <p>Preparation analogously to procedure 2</p> <p>Starting materials: Int14.2; Int17.5</p> <p>¹H-NMR (400 MHz, DMSO-d₆): δ [ppm] = 1.24 - 1.36 (m, 6H), 3.50 (d, 2H), 4.04 - 4.22 (m, 2H), 4.86 - 4.98 (m, 3H), 7.38 (s, 1H), 7.53 - 7.65 (m, 3H), 7.72 (d, 1H), 7.89 (d, 1H), 7.97 - 8.06 (m, 2H), 8.25 (d, 2H), 8.28 - 8.34 (m, 1H), 9.20 (t, 1H), 9.27 (d, 1H).</p>
<p>Example 11.095</p>		<p>4-[(6-{3-[(2,2-dimethylpropyl)carbamoyl]phenyl}[1,2,4]triazolo[1,5-a]pyridin-2-yl)amino]-N-(2-hydroxy-2-methylpropyl)-3-(2,2,2-trifluoroethoxy)benzamide</p> <p>Preparation analogously to procedure 2</p> <p>Starting materials: Int14.1; Int17.6</p> <p>¹H-NMR (400 MHz, DMSO-d₆): δ [ppm] = 0.94 (s, 9H), 1.12 (s, 6H), 3.17 (d, 2H), 3.28 (d, 2H), 4.96 (q, 2H), 7.60 (t, 1H), 7.64 - 7.79 (m, 3H), 7.88 (d, 1H), 7.95 (d, 1H), 8.02 - 8.10 (m, 1H), 8.17 - 8.33 (m, 3H), 8.37 (d, 1H), 8.51 (t, 1H), 9.31 (s, 1H).</p>

<p>Example 11.096</p>		<p>N-(2-hydroxy-2-methylpropyl)-3-(2,2,2-trifluoroethoxy)-4-[(6-{3-[(2,2,2-trifluoroethyl)carbamoyl]phenyl}[1,2,4]triazolo[1,5-a]pyridin-2-yl)amino]benzamide</p> <p>Preparation analogously to procedure 2</p> <p>Starting materials: Int14.2; Int17.6</p> <p>¹H-NMR (400 MHz, DMSO-d₆): δ [ppm] = 1.12 (s, 6H), 3.28 (d, 2H), 4.10 - 4.24 (m, 2H), 4.60 (s, 1H), 4.96 (q, 2H), 7.59 - 7.72 (m, 3H), 7.76 (d, 1H), 7.93 (d, 1H), 8.03 (d, 1H), 8.07 (dd, 1H), 8.18 (t, 1H), 8.30 (d, 2H), 8.37 (d, 1H), 9.24 (t, 1H), 9.31 (d, 1H).</p>
<p>Example 11.097</p>		<p>3-{2-[(2-cyanophenyl)amino][1,2,4]triazolo[1,5-a]pyridin-6-yl}-N-methylbenzenesulfonamide</p> <p>Preparation analogously to procedure 1</p> <p>Starting materials: Int13.1; 2-bromobenzonitrile</p> <p>¹H-NMR (300MHz, DMSO-d₆): δ [ppm]= 2.42 (s, 3H), 7.15 (td, 1H), 7.43 (br. s., 1H), 7.58 - 7.80 (m, 5H), 7.94 (dd, 1H), 7.99 (d, 1H), 8.04 (dt, 1H), 8.07 - 8.11 (m, 1H), 9.21 (d, 1H), 9.53 (br. s., 1H).</p>

<p>Example 11.098</p>		<p>3-{2-[(2-cyano-3-fluorophenyl)amino][1,2,4]triazolo[1,5-a]pyridin-6-yl}-N-methylbenzenesulfonamide</p> <p>Preparation analogously to procedure 1</p> <p>Starting materials: Int13.1; 2-bromo-6-fluorobenzonitrile</p> <p>¹H-NMR (400MHz, DMSO-d₆): δ [ppm]= 2.43 (s, 3H), 7.05 (br. t, 1H), 7.46 (br. s., 1H), 7.62 - 7.80 (m, 4H), 7.87 (d, 1H), 7.96 (dd, 1H), 8.03 - 8.07 (m, 1H), 8.08 - 8.11 (m, 1H), 9.24 (d, 1H), 9.93 (br. s., 1H).</p>
<p>Example 11.099</p>		<p>N-(4-{2-[(2-cyanophenyl)amino][1,2,4]triazolo[1,5-a]pyridin-6-yl}phenyl)-3,3-dimethylbutanamide</p> <p>Preparation analogously to procedure 5</p> <p>Starting materials: Example4.2; 3,3-dimethylbutanoic acid</p> <p>¹H-NMR (400MHz, DMSO-d₆): δ [ppm]= 0.99 (s, 9H), 2.17 (s, 2H), 7.12 (t, 1H), 7.55 - 7.75 (m, 7H), 7.87 (dd, 1H), 8.01 (d, 1H), 9.04 (d, 1H), 9.46 (s, 1H), 9.90 (s, 1H).</p>

<p>Example 11.100</p>		<p>N-(4-{2-[(2-cyanophenyl)amino][1,2,4]triazolo[1,5-a]pyridin-6-yl}phenyl)-4,4-dimethylpentanamide</p> <p>Preparation analogously to procedure 5</p> <p>Starting materials: Example 4.2; 4,4-dimethylpentanoic acid</p> <p>¹H-NMR (300MHz, DMSO-d₆): δ [ppm]= 0.87 (s, 9H), 1.41 - 1.56 (m, 2H), 2.20 - 2.33 (m, 2H), 7.14 (td, 1H), 7.57 - 7.76 (m, 7H), 7.89 (dd, 1H), 7.99 (d, 1H), 9.05 (dd, 1H), 9.47 (s, 1H), 10.00 (s, 1H).</p>
<p>Example 11.101</p>		<p>N-tert-butyl-3-methoxy-4-[(6-{4-[(3,3,3-trifluoropropanoyl)amino]phenyl}[1,2,4]triazolo[1,5-a]pyridin-2-yl)amino]benzamide</p> <p>Preparation analogously to procedure 2</p> <p>Starting materials: Int 5.2; 4-bromo-N-tert-butyl-3-methoxybenzamide</p> <p>¹H-NMR (400MHz, DMSO-d₆): δ [ppm]= 1.36 (s, 9H), 3.43 - 3.61 (m, 2H), 3.92 (s, 3H), 7.42 (d, 1H), 7.47 (dd, 1H), 7.56 (s, 1H), 7.62 - 7.81 (m, 5H), 7.92 (dd, 1H), 8.21 - 8.32 (m, 2H), 9.12 (s, 1H), 10.42 (s, 1H).</p>

Further, the compounds of formula (I) of the present invention can be converted to any salt as described herein, by any method which is known to the person skilled in the art. Similarly, any salt of a compound of formula (I) of the present invention can be converted into the free compound, by any method which is known to the person skilled in the art.

Pharmaceutical compositions of the compounds of the invention

This invention also relates to pharmaceutical compositions containing one or more compounds of the present invention. These compositions can be utilised
5 to achieve the desired pharmacological effect by administration to a patient in need thereof. A patient, for the purpose of this invention, is a mammal, including a human, in need of treatment for the particular condition or disease. Therefore, the present invention includes pharmaceutical compositions that are comprised of a pharmaceutically acceptable carrier and
10 a pharmaceutically effective amount of a compound, or salt thereof, of the present invention. A pharmaceutically acceptable carrier is preferably a carrier that is relatively non-toxic and innocuous to a patient at concentrations consistent with effective activity of the active ingredient so that any side effects ascribable to the carrier do not vitiate the beneficial effects of the
15 active ingredient. A pharmaceutically effective amount of compound is preferably that amount which produces a result or exerts an influence on the particular condition being treated. The compounds of the present invention can be administered with pharmaceutically-acceptable carriers well known in the art using any effective conventional dosage unit forms, including
20 immediate, slow and timed release preparations, orally, parenterally, topically, nasally, ophthalmically, optically, sublingually, rectally, vaginally, and the like.

For oral administration, the compounds can be formulated into solid or liquid preparations such as capsules, pills, tablets, troches, lozenges, melts,
25 powders, solutions, suspensions, or emulsions, and may be prepared according to methods known to the art for the manufacture of pharmaceutical compositions. The solid unit dosage forms can be a capsule that can be of the ordinary hard- or soft-shelled gelatin type containing, for example,

surfactants, lubricants, and inert fillers such as lactose, sucrose, calcium phosphate, and corn starch.

In another embodiment, the compounds of this invention may be tableted with conventional tablet bases such as lactose, sucrose and cornstarch in
5 combination with binders such as acacia, corn starch or gelatin, disintegrating agents intended to assist the break-up and dissolution of the tablet following administration such as potato starch, alginic acid, corn starch, and guar gum, gum tragacanth, acacia, lubricants intended to improve the flow of tablet granulation and to prevent the adhesion of tablet material to the surfaces of
10 the tablet dies and punches, for example talc, stearic acid, or magnesium, calcium or zinc stearate, dyes, coloring agents, and flavoring agents such as peppermint, oil of wintergreen, or cherry flavoring, intended to enhance the aesthetic qualities of the tablets and make them more acceptable to the patient. Suitable excipients for use in oral liquid dosage forms include
15 dicalcium phosphate and diluents such as water and alcohols, for example, ethanol, benzyl alcohol, and polyethylene alcohols, either with or without the addition of a pharmaceutically acceptable surfactant, suspending agent or emulsifying agent. Various other materials may be present as coatings or to otherwise modify the physical form of the dosage unit. For instance tablets,
20 pills or capsules may be coated with shellac, sugar or both.

Dispersible powders and granules are suitable for the preparation of an aqueous suspension. They provide the active ingredient in admixture with a dispersing or wetting agent, a suspending agent and one or more preservatives. Suitable dispersing or wetting agents and suspending agents are
25 exemplified by those already mentioned above. Additional excipients, for example those sweetening, flavoring and coloring agents described above, may also be present.

The pharmaceutical compositions of this invention may also be in the form of oil-in-water emulsions. The oily phase may be a vegetable oil such as liquid

paraffin or a mixture of vegetable oils. Suitable emulsifying agents may be (1) naturally occurring gums such as gum acacia and gum tragacanth, (2) naturally occurring phosphatides such as soy bean and lecithin, (3) esters or partial esters derived from fatty acids and hexitol anhydrides, for example, sorbitan monooleate, (4) condensation products of said partial esters with ethylene oxide, for example, polyoxyethylene sorbitan monooleate. The emulsions may also contain sweetening and flavoring agents.

Oily suspensions may be formulated by suspending the active ingredient in a vegetable oil such as, for example, arachis oil, olive oil, sesame oil or coconut oil, or in a mineral oil such as liquid paraffin. The oily suspensions may contain a thickening agent such as, for example, beeswax, hard paraffin, or cetyl alcohol. The suspensions may also contain one or more preservatives, for example, ethyl or n-propyl p-hydroxybenzoate ; one or more coloring agents ; one or more flavoring agents ; and one or more sweetening agents such as sucrose or saccharin.

Syrups and elixirs may be formulated with sweetening agents such as, for example, glycerol, propylene glycol, sorbitol or sucrose. Such formulations may also contain a demulcent, and preservative, such as methyl and propyl parabens and flavoring and coloring agents.

The compounds of this invention may also be administered parenterally, that is, subcutaneously, intravenously, intraocularly, intrasynovially, intramuscularly, or interperitoneally, as injectable dosages of the compound in preferably a physiologically acceptable diluent with a pharmaceutical carrier which can be a sterile liquid or mixture of liquids such as water, saline, aqueous dextrose and related sugar solutions, an alcohol such as ethanol, isopropanol, or hexadecyl alcohol, glycols such as propylene glycol or polyethylene glycol, glycerol ketals such as 2,2-dimethyl-1,1-dioxolane-4-methanol, ethers such as poly(ethylene glycol) 400, an oil, a fatty acid, a fatty acid ester or, a fatty acid glyceride, or an acetylated fatty acid glyceride, with

or without the addition of a pharmaceutically acceptable surfactant such as a soap or a detergent, suspending agent such as pectin, carbomers, methycellulose, hydroxypropylmethylcellulose, or carboxymethylcellulose, or emulsifying agent and other pharmaceutical adjuvants.

- 5 Illustrative of oils which can be used in the parenteral formulations of this invention are those of petroleum, animal, vegetable, or synthetic origin, for example, peanut oil, soybean oil, sesame oil, cottonseed oil, corn oil, olive oil, petrolatum and mineral oil. Suitable fatty acids include oleic acid, stearic acid, isostearic acid and myristic acid. Suitable fatty acid esters are, for
- 10 example, ethyl oleate and isopropyl myristate. Suitable soaps include fatty acid alkali metal, ammonium, and triethanolamine salts and suitable detergents include cationic detergents, for example dimethyl dialkyl ammonium halides, alkyl pyridinium halides, and alkylamine acetates ; anionic detergents, for example, alkyl, aryl, and olefin sulfonates, alkyl, olefin, ether,
- 15 and monoglyceride sulfates, and sulfosuccinates ; non-ionic detergents, for example, fatty amine oxides, fatty acid alkanolamides, and poly(oxyethylene-oxypropylene)s or ethylene oxide or propylene oxide copolymers ; and amphoteric detergents, for example, alkyl-beta-aminopropionates, and 2-alkylimidazoline quarternary ammonium salts, as well as mixtures.
- 20 The parenteral compositions of this invention will typically contain from about 0.5% to about 25% by weight of the active ingredient in solution. Preservatives and buffers may also be used advantageously. In order to minimise or eliminate irritation at the site of injection, such compositions may contain a non-ionic surfactant having a hydrophile-lipophile balance (HLB) preferably of
- 25 from about 12 to about 17. The quantity of surfactant in such formulation preferably ranges from about 5% to about 15% by weight. The surfactant can be a single component having the above HLB or can be a mixture of two or more components having the desired HLB.

Illustrative of surfactants used in parenteral formulations are the class of polyethylene sorbitan fatty acid esters, for example, sorbitan monooleate and the high molecular weight adducts of ethylene oxide with a hydrophobic base, formed by the condensation of propylene oxide with propylene glycol.

- 5 The pharmaceutical compositions may be in the form of sterile injectable aqueous suspensions. Such suspensions may be formulated according to known methods using suitable dispersing or wetting agents and suspending agents such as, for example, sodium carboxymethylcellulose, methylcellulose, hydroxypropylmethyl-cellulose, sodium alginate, polyvinylpyrrolidone, gum
- 10 tragacanth and gum acacia ; dispersing or wetting agents which may be a naturally occurring phosphatide such as lecithin, a condensation product of an alkylene oxide with a fatty acid, for example, polyoxyethylene stearate, a condensation product of ethylene oxide with a long chain aliphatic alcohol, for example, heptadeca-ethyleneoxycetanol, a condensation product of ethylene
- 15 oxide with a partial ester derived from a fatty acid and a hexitol such as polyoxyethylene sorbitol monooleate, or a condensation product of an ethylene oxide with a partial ester derived from a fatty acid and a hexitol anhydride, for example polyoxyethylene sorbitan monooleate.

The sterile injectable preparation may also be a sterile injectable solution or

20 suspension in a non-toxic parenterally acceptable diluent or solvent. Diluents and solvents that may be employed are, for example, water, Ringer's solution, isotonic sodium chloride solutions and isotonic glucose solutions. In addition, sterile fixed oils are conventionally employed as solvents or suspending media. For this purpose, any bland, fixed oil may be employed including synthetic

25 mono- or diglycerides. In addition, fatty acids such as oleic acid can be used in the preparation of injectables.

A composition of the invention may also be administered in the form of suppositories for rectal administration of the drug. These compositions can be prepared by mixing the drug with a suitable non-irritation excipient which is

solid at ordinary temperatures but liquid at the rectal temperature and will therefore melt in the rectum to release the drug. Such materials are, for example, cocoa butter and polyethylene glycol.

Another formulation employed in the methods of the present invention
5 employs transdermal delivery devices ("patches"). Such transdermal patches may be used to provide continuous or discontinuous infusion of the compounds of the present invention in controlled amounts. The construction and use of transdermal patches for the delivery of pharmaceutical agents is well known in the art (see, e.g., US Patent No. 5,023,252, issued June 11, 1991, incorporated
10 herein by reference). Such patches may be constructed for continuous, pulsatile, or on demand delivery of pharmaceutical agents.

Controlled release formulations for parenteral administration include liposomal, polymeric microsphere and polymeric gel formulations that are known in the art.

15 It may be desirable or necessary to introduce the pharmaceutical composition to the patient via a mechanical delivery device. The construction and use of mechanical delivery devices for the delivery of pharmaceutical agents is well known in the art. Direct techniques for, for example, administering a drug directly to the brain usually involve placement of a drug delivery catheter into
20 the patient's ventricular system to bypass the blood-brain barrier. One such implantable delivery system, used for the transport of agents to specific anatomical regions of the body, is described in US Patent No. 5,011,472, issued April 30, 1991.

The compositions of the invention can also contain other conventional
25 pharmaceutically acceptable compounding ingredients, generally referred to as carriers or diluents, as necessary or desired. Conventional procedures for preparing such compositions in appropriate dosage forms can be utilized. Such ingredients and procedures include those described in the following references, each of which is incorporated herein by reference: Powell, M.F. *et*

- al.*, "Compendium of Excipients for Parenteral Formulations" PDA Journal of Pharmaceutical Science & Technology **1998**, 52(5), 238-311 ; Strickley, R.G "Parenteral Formulations of Small Molecule Therapeutics Marketed in the United States (1999)-Part-1" PDA Journal of Pharmaceutical Science & Technology **1999**, 53(6), 324-349 ; and Nema, S. *et al.*, "Excipients and Their Use in Injectable Products" PDA Journal of Pharmaceutical Science & Technology **1997**, 51(4), 166-171.

Commonly used pharmaceutical ingredients that can be used as appropriate to formulate the composition for its intended route of administration include:

- 10 **acidifying agents** (examples include but are not limited to acetic acid, citric acid, fumaric acid, hydrochloric acid, nitric acid) ;

- alkalinizing agents** (examples include but are not limited to ammonia solution, ammonium carbonate, diethanolamine, monoethanolamine, potassium hydroxide, sodium borate, sodium carbonate, sodium hydroxide, triethanolamine, triethylamine) ;

adsorbents (examples include but are not limited to powdered cellulose and activated charcoal) ;

aerosol propellants (examples include but are not limited to carbon dioxide, CCl₂F₂, F₂ClC-CClF₂ and CClF₃)

- 20 **air displacement agents** (examples include but are not limited to nitrogen and argon) ;

antifungal preservatives (examples include but are not limited to benzoic acid, butylparaben, ethylparaben, methylparaben, propylparaben, sodium benzoate) ;

- 25 **antimicrobial preservatives** (examples include but are not limited to benzalkonium chloride, benzethonium chloride, benzyl alcohol,

cetylpyridinium chloride, chlorobutanol, phenol, phenylethyl alcohol, phenylmercuric nitrate and thimerosal) ;

antioxidants (examples include but are not limited to ascorbic acid, ascorbyl palmitate, butylated hydroxyanisole, butylated hydroxytoluene,

- 5 hypophosphorus acid, monothioglycerol, propyl gallate, sodium ascorbate, sodium bisulfite, sodium formaldehyde sulfoxylate, sodium metabisulfite) ;

binding materials (examples include but are not limited to block polymers, natural and synthetic rubber, polyacrylates, polyurethanes, silicones, polysiloxanes and styrene-butadiene copolymers) ;

- 10 **buffering agents** (examples include but are not limited to potassium metaphosphate, dipotassium phosphate, sodium acetate, sodium citrate anhydrous and sodium citrate dihydrate)

carrying agents (examples include but are not limited to acacia syrup, aromatic syrup, aromatic elixir, cherry syrup, cocoa syrup, orange syrup,

- 15 syrup, corn oil, mineral oil, peanut oil, sesame oil, bacteriostatic sodium chloride injection and bacteriostatic water for injection)

chelating agents (examples include but are not limited to edetate disodium and edetic acid)

colorants (examples include but are not limited to FD&C Red No. 3, FD&C Red No. 20, FD&C Yellow No. 6, FD&C Blue No. 2, D&C Green No. 5, D&C Orange No. 5, D&C Red No. 8, caramel and ferric oxide red) ;

clarifying agents (examples include but are not limited to bentonite) ;

emulsifying agents (examples include but are not limited to acacia, cetomacrogol, cetyl alcohol, glyceryl monostearate, lecithin, sorbitan

- 25 monooleate, polyoxyethylene 50 monostearate) ;

encapsulating agents (examples include but are not limited to gelatin and cellulose acetate phthalate)

flavorants (examples include but are not limited to anise oil, cinnamon oil, cocoa, menthol, orange oil, peppermint oil and vanillin) ;

- 5 **humectants** (examples include but are not limited to glycerol, propylene glycol and sorbitol) ;

levigating agents (examples include but are not limited to mineral oil and glycerin) ;

- 10 **oils** (examples include but are not limited to arachis oil, mineral oil, olive oil, peanut oil, sesame oil and vegetable oil) ;

ointment bases (examples include but are not limited to lanolin, hydrophilic ointment, polyethylene glycol ointment, petrolatum, hydrophilic petrolatum, white ointment, yellow ointment, and rose water ointment) ;

- 15 **penetration enhancers (transdermal delivery)** (examples include but are not limited to monohydroxy or polyhydroxy alcohols, mono-or polyvalent alcohols, saturated or unsaturated fatty alcohols, saturated or unsaturated fatty esters, saturated or unsaturated dicarboxylic acids, essential oils, phosphatidyl derivatives, cephalin, terpenes, amides, ethers, ketones and ureas)

- 20 **plasticizers** (examples include but are not limited to diethyl phthalate and glycerol) ;

solvents (examples include but are not limited to ethanol, corn oil, cottonseed oil, glycerol, isopropanol, mineral oil, oleic acid, peanut oil, purified water, water for injection, sterile water for injection and sterile water for irrigation) ;

stiffening agents (examples include but are not limited to cetyl alcohol, cetyl esters wax, microcrystalline wax, paraffin, stearyl alcohol, white wax and yellow wax) ;

5 **suppository bases** (examples include but are not limited to cocoa butter and polyethylene glycols (mixtures)) ;

surfactants (examples include but are not limited to benzalkonium chloride, nonoxynol 10, oxtoxynol 9, polysorbate 80, sodium lauryl sulfate and sorbitan mono-palmitate) ;

10 **suspending agents** (examples include but are not limited to agar, bentonite, carbomers, carboxymethylcellulose sodium, hydroxyethyl cellulose, hydroxypropyl cellulose, hydroxypropyl methylcellulose, kaolin, methylcellulose, tragacanth and veegum) ;

15 **sweetening agents** (examples include but are not limited to aspartame, dextrose, glycerol, mannitol, propylene glycol, saccharin sodium, sorbitol and sucrose) ;

tablet anti-adherents (examples include but are not limited to magnesium stearate and talc) ;

20 **tablet binders** (examples include but are not limited to acacia, alginic acid, carboxymethylcellulose sodium, compressible sugar, ethylcellulose, gelatin, liquid glucose, methylcellulose, non-crosslinked polyvinyl pyrrolidone, and pregelatinized starch) ;

25 **tablet and capsule diluents** (examples include but are not limited to dibasic calcium phosphate, kaolin, lactose, mannitol, microcrystalline cellulose, powdered cellulose, precipitated calcium carbonate, sodium carbonate, sodium phosphate, sorbitol and starch) ;

tablet coating agents (examples include but are not limited to liquid glucose, hydroxyethyl cellulose, hydroxypropyl cellulose, hydroxypropyl methylcellulose, methylcellulose, ethylcellulose, cellulose acetate phthalate and shellac) ;

- 5 **tablet direct compression excipients** (examples include but are not limited to dibasic calcium phosphate) ;

- tablet disintegrants** (examples include but are not limited to alginic acid, carboxymethylcellulose calcium, microcrystalline cellulose, polacrillin potassium, cross-linked polyvinylpyrrolidone, sodium alginate, sodium starch glycollate and starch) ;
- 10

tablet glidants (examples include but are not limited to colloidal silica, corn starch and talc) ;

tablet lubricants (examples include but are not limited to calcium stearate, magnesium stearate, mineral oil, stearic acid and zinc stearate) ;

- 15 **tablet/capsule opaquants** (examples include but are not limited to titanium dioxide) ;

tablet polishing agents (examples include but are not limited to carnuba wax and white wax) ;

- thickening agents** (examples include but are not limited to beeswax, cetyl alcohol and paraffin) ;
- 20

tonicity agents (examples include but are not limited to dextrose and sodium chloride) ;

- viscosity increasing agents** (examples include but are not limited to alginic acid, bentonite, carbomers, carboxymethylcellulose sodium, methylcellulose, polyvinyl pyrrolidone, sodium alginate and tragacanth) ; and
- 25

wetting agents (examples include but are not limited to heptadecaethylene oxycetanol, lecithins, sorbitol monooleate, polyoxyethylene sorbitol monooleate, and polyoxyethylene stearate).

Pharmaceutical compositions according to the present invention can be

5 illustrated as follows:

Sterile IV Solution: A 5 mg/mL solution of the desired compound of this invention can be made using sterile, injectable water, and the pH is adjusted if necessary. The solution is diluted for administration to 1 - 2 mg/mL with sterile 5% dextrose and is administered as an IV infusion over about 60

10 minutes.

Lyophilised powder for IV administration: A sterile preparation can be prepared with (i) 100 - 1000 mg of the desired compound of this invention as a lyophilised powder, (ii) 32- 327 mg/mL sodium citrate, and (iii) 300 - 3000 mg Dextran 40. The formulation is reconstituted with sterile, injectable saline or

15 dextrose 5% to a concentration of 10 to 20 mg/mL, which is further diluted with saline or dextrose 5% to 0.2 - 0.4 mg/mL, and is administered either IV bolus or by IV infusion over 15 - 60 minutes.

Intramuscular suspension: The following solution or suspension can be prepared, for intramuscular injection:

20 50 mg/mL of the desired, water-insoluble compound of this invention

5 mg/mL sodium carboxymethylcellulose

4 mg/mL TWEEN 80

9 mg/mL sodium chloride

9 mg/mL benzyl alcohol

Hard Shell Capsules: A large number of unit capsules are prepared by filling standard two-piece hard galantine capsules each with 100 mg of powdered active ingredient, 150 mg of lactose, 50 mg of cellulose and 6 mg of magnesium stearate.

- 5 Soft Gelatin Capsules: A mixture of active ingredient in a digestible oil such as soybean oil, cottonseed oil or olive oil is prepared and injected by means of a positive displacement pump into molten gelatin to form soft gelatin capsules containing 100 mg of the active ingredient. The capsules are washed and dried. The active ingredient can be dissolved in a mixture of polyethylene glycol, glycerin and sorbitol to prepare a water miscible medicine mix.
- 10

- Tablets: A large number of tablets are prepared by conventional procedures so that the dosage unit is 100 mg of active ingredient, 0.2 mg. of colloidal silicon dioxide, 5 mg of magnesium stearate, 275 mg of microcrystalline cellulose, 11 mg. of starch, and 98.8 mg of lactose. Appropriate aqueous and non-aqueous coatings may be applied to increase palatability, improve elegance and stability or delay absorption.
- 15

- Immediate Release Tablets/Capsules: These are solid oral dosage forms made by conventional and novel processes. These units are taken orally without water for immediate dissolution and delivery of the medication. The active ingredient is mixed in a liquid containing ingredient such as sugar, gelatin, pectin and sweeteners. These liquids are solidified into solid tablets or caplets by freeze drying and solid state extraction techniques. The drug compounds may be compressed with viscoelastic and thermoelastic sugars and polymers or effervescent components to produce porous matrices intended for immediate release, without the need of water.
- 20
- 25

Combination therapies

The compounds of this invention can be administered as the sole pharmaceutical agent or in combination with one or more other pharmaceutical agents where the combination causes no unacceptable adverse effects. The present invention relates also to such combinations. For example, the compounds of this invention can be combined with known anti-hyperproliferative or other indication agents, and the like, as well as with admixtures and combinations thereof. Other indication agents include, but are not limited to, anti-angiogenic agents, mitotic inhibitors, alkylating agents, anti-metabolites, DNA-intercalating antibiotics, growth factor inhibitors, cell cycle inhibitors, enzyme inhibitors, topoisomerase inhibitors, biological response modifiers, or anti-hormones.

The additional pharmaceutical agent can be aldesleukin, alendronic acid, alfaferone, alitretinoin, allopurinol, aloprim, aloxi, altretamine, aminoglutethimide, amifostine, amrubicin, amsacrine, anastrozole, anzmec, aranesp, arglabin, arsenic trioxide, aromasin, 5-azacytidine, azathioprine, BAY 80-6946, BCG or tice BCG, bestatin, betamethasone acetate, betamethasone sodium phosphate, bexarotene, bleomycin sulfate, broxuridine, bortezomib, busulfan, calcitonin, campath, capecitabine, carboplatin, casodex, cefesone, celmoleukin, cerubidine, chlorambucil, cisplatin, cladribine, cladribine, clodronic acid, cyclophosphamide, cytarabine, dacarbazine, dactinomycin, DaunoXome, decadron, decadron phosphate, delestrogen, denileukin diftitox, depo-medrol, deslorelin, dexrazoxane, diethylstilbestrol, diflucan, docetaxel, doxifluridine, doxorubicin, dronabinol, DW-166HC, eligard, elitek, ellence, emend, epirubicin, epoetin alfa, epogen, eptaplatin, ergamisol, estrace, estradiol, estramustine phosphate sodium, ethinyl estradiol, ethylol, etidronic acid, etopophos, etoposide, fadrozole, farston, filgrastim, finasteride, fligrastim, floxuridine, fluconazole, fludarabine, 5-fluorodeoxyuridine monophosphate, 5-fluorouracil (5-FU), fluoxymesterone, flutamide, formestane, fosteabine, fotemustine, fulvestrant, gammagard, gemcitabine,

gemtuzumab, gleevec, gliadel, goserelin, granisetron HCl, histrelin, hycamtin, hydrocortone, eyrthro-hydroxynonyladenine, hydroxyurea, ibritumomab tiuxetan, idarubicin, ifosfamide, interferon alpha, interferon-alpha 2, interferon alfa-2A, interferon alfa-2B, interferon alfa-n1, interferon alfa-n3, 5 interferon beta, interferon gamma-1a, interleukin-2, intron A, iressa, irinotecan, kytril, lentinan sulfate, letrozole, leucovorin, leuprolide, leuprolide acetate, levamisole, levofolinic acid calcium salt, levothroid, levoxyl, lomustine, lonidamine, marinol, mechlorethamine, mecobalamin, medroxyprogesterone acetate, megestrol acetate, melphalan, menest, 6- 10 mercaptopurine, Mesna, methotrexate, metvix, miltefosine, minocycline, mitomycin C, mitotane, mitoxantrone, Modrenal, Myocet, nedaplatin, neulasta, neumega, neupogen, nilutamide, nolvadex, NSC-631570, OCT-43, octreotide, ondansetron HCl, orapred, oxaliplatin, paclitaxel, pediapred, pegaspargase, Pegasys, pentostatin, picibanil, pilocarpine HCl, pirarubicin, 15 plicamycin, porfimer sodium, prednimustine, prednisolone, prednisone, premarin, procarbazine, procrit, raltitrexed, RDEA 119, rebif, rhenium-186 etidronate, rituximab, roferon-A, romurtide, salagen, sandostatin, sargramostim, semustine, sizofiran, sobuzoxane, solu-medrol, sparfosic acid, stem-cell therapy, streptozocin, strontium-89 chloride, synthroid, tamoxifen, 20 tamsulosin, tasonermin, tastolactone, taxotere, teceleukin, temozolomide, teniposide, testosterone propionate, testred, thioguanine, thiotepa, thyrotropin, tiludronic acid, topotecan, toremifene, tositumomab, trastuzumab, treosulfan, tretinoin, trexall, trimethylmelamine, trimetrexate, triptorelin acetate, triptorelin pamoate, UFT, uridine, valrubicin, vesnarinone, 25 vinblastine, vincristine, vindesine, vinorelbine, virulizin, zinecard, zinostatin stimalamer, zofran, ABI-007, acolbifene, actimmune, affinitak, aminopterin, arzoxifene, asoprisnil, atamestane, atrasentan, sorafenib, avastin, CCI-779, CDC-501, celebrex, cetuximab, crisnatol, cyproterone acetate, decitabine, DN- 101, doxorubicin-MTC, dSLIM, dutasteride, edotecarin, eflornithine, exatecan, 30 fenretinide, histamine dihydrochloride, histrelin hydrogel implant, holmium-166 DOTMP, ibandronic acid, interferon gamma, intron-PEG, ixabepilone,

- keyhole limpet hemocyanin, L-651582, lanreotide, lasofoxifene, libra, lonafarnib, miproxifene, minodronate, MS-209, liposomal MTP-PE, MX-6, nafarelin, nemorubicin, neovastat, nolatrexed, oblimersen, onco-TCS, osidem, paclitaxel polyglutamate, pamidronate disodium, PN-401, QS-21, quazepam, R-
5 1549, raloxifene, ranpirnase, 13-cis -retinoic acid, satraplatin, seocalcitol, T-138067, tarceva, taxoprexin, thymosin alpha 1, tiazofurine, tipifarnib, tirapazamine, TLK-286, toremifene, TransMID-107R, valspodar, vapreotide, vatalanib, verteporfin, vinflunine, Z-100, zoledronic acid or combinations thereof.
- 10 Optional anti-hyper-proliferative agents which can be added to the composition include but are not limited to compounds listed on the cancer chemotherapy drug regimens in the 11th Edition of the Merck Index, (1996), which is hereby incorporated by reference, such as asparaginase, bleomycin, carboplatin, carmustine, chlorambucil, cisplatin, colaspase,
15 cyclophosphamide, cytarabine, dacarbazine, dactinomycin, daunorubicin, doxorubicin (adriamycine), epirubicin, etoposide, 5-fluorouracil, hexamethylmelamine, hydroxyurea, ifosfamide, irinotecan, leucovorin, lomustine, mechlorethamine, 6-mercaptopurine, mesna, methotrexate, mitomycin C, mitoxantrone, prednisolone, prednisone, procarbazine,
20 raloxifen, streptozocin, tamoxifen, thioguanine, topotecan, vinblastine, vincristine, and vindesine.

- Other anti-hyper-proliferative agents suitable for use with the composition of the invention include but are not limited to those compounds acknowledged to be used in the treatment of neoplastic diseases in Goodman and Gilman's The
25 Pharmacological Basis of Therapeutics (Ninth Edition), editor Molinoff *et al.*, publ. by McGraw-Hill, pages 1225-1287, (1996), which is hereby incorporated by reference, such as aminoglutethimide, L-asparaginase, azathioprine, 5-azacytidine cladribine, busulfan, diethylstilbestrol, 2',2'-difluorodeoxycytidine, docetaxel, erythrohydroxynonyl adenine, ethinyl estradiol, 5-
30 fluorodeoxyuridine, 5-fluorodeoxyuridine monophosphate, fludarabine

phosphate, fluoxymesterone, flutamide, hydroxyprogesterone caproate, idarubicin, interferon, medroxyprogesterone acetate, megestrol acetate, melphalan, mitotane, paclitaxel, pentostatin, N-phosphonoacetyl-L-aspartate (PALA), plicamycin, semustine, teniposide, testosterone propionate, thiotepa, 5 trimethylmelamine, uridine, and vinorelbine.

Other anti-hyper-proliferative agents suitable for use with the composition of the invention include but are not limited to other anti-cancer agents such as epothilone and its derivatives, irinotecan, raloxifen and topotecan.

The compounds of the invention may also be administered in combination with 10 protein therapeutics. Such protein therapeutics suitable for the treatment of cancer or other angiogenic disorders and for use with the compositions of the invention include, but are not limited to, an interferon (e.g., interferon .alpha., .beta., or .gamma.) supraagonistic monoclonal antibodies, Tuebingen, TRP-1 protein vaccine, Colostrinin, anti-FAP antibody, YH-16, gemtuzumab, 15 infliximab, cetuximab, trastuzumab, denileukin diftitox, rituximab, thymosin alpha 1, bevacizumab, mecasermin, mecasermin rinfabate, oprelvekin, natalizumab, rhMBL, MFE-CP1 + ZD-2767-P, ABT-828, ErbB2-specific immunotoxin, SGN-35, MT-103, rinfabate, AS-1402, B43-genistein, L-19 based radioimmunotherapeutics, AC-9301, NY-ESO-1 vaccine, IMC-1C11, CT-322, 20 rhCC10, r(m)CRP, MORAb-009, aviscumine, MDX-1307, Her-2 vaccine, APC-8024, NGR-hTNF, rhH1.3, IGN-311, Endostatin, volociximab, PRO-1762, lexatumumab, SGN-40, pertuzumab, EMD-273063, L19-IL-2 fusion protein, PRX-321, CNTO-328, MDX-214, tigapotide, CAT-3888, labetuzumab, alpha-particle-emitting radioisotope-linked lintuzumab, EM-1421, HyperAcute vaccine, 25 tucotuzumab celmoleukin, galiximab, HPV-16-E7, Javelin - prostate cancer, Javelin - melanoma, NY-ESO-1 vaccine, EGF vaccine, CYT-004-MelQbG10, WT1 peptide, oregovomab, ofatumumab, zalutumumab, cintredekin besudotox, WX-G250, Albuferon, aflibercept, denosumab, vaccine, CTP-37, efungumab, or 131I-chTNT-1/B. Monoclonal antibodies useful as the protein therapeutic 30 include, but are not limited to, muromonab-CD3, abciximab, edrecolomab,

daclizumab, gentuzumab, alemtuzumab, ibritumomab, cetuximab, bevicizumab, efalizumab, adalimumab, omalizumab, muromomab-CD3, rituximab, daclizumab, trastuzumab, palivizumab, basiliximab, and infliximab.

Generally, the use of cytotoxic and/or cytostatic agents in combination with a
5 compound or composition of the present invention will serve to:

- (1) yield better efficacy in reducing the growth of a tumor or even eliminate the tumor as compared to administration of either agent alone,
- (2) provide for the administration of lesser amounts of the administered chemotherapeutic agents,
- 10 (3) provide for a chemotherapeutic treatment that is well tolerated in the patient with fewer deleterious pharmacological complications than observed with single agent chemotherapies and certain other combined therapies,
- (4) provide for treating a broader spectrum of different cancer types in mammals, especially humans,
- 15 (5) provide for a higher response rate among treated patients,
- (6) provide for a longer survival time among treated patients compared to standard chemotherapy treatments,
- (7) provide a longer time for tumor progression, and/or
- (8) yield efficacy and tolerability results at least as good as those of the
20 agents used alone, compared to known instances where other cancer agent combinations produce antagonistic effects.

Methods of Sensitizing Cells to Radiation

In a distinct embodiment of the present invention, a compound of the present invention may be used to sensitize a cell to radiation. That is, treatment of a cell with a compound of the present invention prior to radiation treatment of the cell renders the cell more susceptible to DNA damage and cell death than
5 the cell would be in the absence of any treatment with a compound of the invention. In one aspect, the cell is treated with at least one compound of the invention.

Thus, the present invention also provides a method of killing a cell, wherein a cell is administered one or more compounds of the invention in combination
10 with conventional radiation therapy.

The present invention also provides a method of rendering a cell more susceptible to cell death, wherein the cell is treated one or more compounds of the invention prior to the treatment of the cell to cause or induce cell death. In one aspect, after the cell is treated with one or more compounds of
15 the invention, the cell is treated with at least one compound, or at least one method, or a combination thereof, in order to cause DNA damage for the purpose of inhibiting the function of the normal cell or killing the cell.

In one embodiment, a cell is killed by treating the cell with at least one DNA damaging agent. That is, after treating a cell with one or more compounds of
20 the invention to sensitize the cell to cell death, the cell is treated with at least one DNA damaging agent to kill the cell. DNA damaging agents useful in the present invention include, but are not limited to, chemotherapeutic agents (*e.g.*, cisplatinum), ionizing radiation (X-rays, ultraviolet radiation), carcinogenic agents, and mutagenic agents.

25 In another embodiment, a cell is killed by treating the cell with at least one method to cause or induce DNA damage. Such methods include, but are not limited to, activation of a cell signalling pathway that results in DNA damage when the pathway is activated, inhibiting of a cell signalling pathway that results in DNA damage when the pathway is inhibited, and inducing a

biochemical change in a cell, wherein the change results in DNA damage. By way of a non-limiting example, a DNA repair pathway in a cell can be inhibited, thereby preventing the repair of DNA damage and resulting in an abnormal accumulation of DNA damage in a cell.

- 5 In one aspect of the invention, a compound of the invention is administered to a cell prior to the radiation or other induction of DNA damage in the cell. In another aspect of the invention, a compound of the invention is administered to a cell concomitantly with the radiation or other induction of DNA damage in the cell. In yet another aspect of the invention, a compound of the
- 10 invention is administered to a cell immediately after radiation or other induction of DNA damage in the cell has begun.

In another aspect, the cell is *in vitro*. In another embodiment, the cell is *in vivo*.

- As mentioned *supra*, the compounds of the present invention have surprisingly
- 15 been found to effectively inhibit Mps-1 and may therefore be used for the treatment or prophylaxis of diseases of uncontrolled cell growth, proliferation and/or survival, inappropriate cellular immune responses, or inappropriate cellular inflammatory responses, or diseases which are accompanied with uncontrolled cell growth, proliferation and/or survival, inappropriate cellular
- 20 immune responses, or inappropriate cellular inflammatory responses, particularly in which the uncontrolled cell growth, proliferation and/or survival, inappropriate cellular immune responses, or inappropriate cellular inflammatory responses is mediated by Mps-1, such as, for example, haematological tumours, solid tumours, and/or metastases thereof, *e.g.*
- 25 leukaemias and myelodysplastic syndrome, malignant lymphomas, head and neck tumours including brain tumours and brain metastases, tumours of the thorax including non-small cell and small cell lung tumours, gastrointestinal tumours, endocrine tumours, mammary and other gynaecological tumours,

urological tumours including renal, bladder and prostate tumours, skin tumours, and sarcomas, and/or metastases thereof.

In accordance with another aspect therefore, the present invention covers a
5 compound of general formula (I), or a stereoisomer, a tautomer, an N-oxide, a hydrate, a solvate, or a salt thereof, particularly a pharmaceutically acceptable salt thereof, or a mixture of same, as described and defined herein, for use in the treatment or prophylaxis of a disease, as mentioned *supra*.

10

Another particular aspect of the present invention is therefore the use of a compound of general formula (I), described *supra*, or a stereoisomer, a tautomer, an N-oxide, a hydrate, a solvate, or a salt thereof, particularly a pharmaceutically acceptable salt thereof, or a mixture of same, for the
15 prophylaxis or treatment of a disease.

20

Another particular aspect of the present invention is therefore the use of a compound of general formula (I) described *supra* for manufacturing a pharmaceutical composition for the treatment or prophylaxis of a disease.

The diseases referred to in the two preceding paragraphs are diseases of uncontrolled cell growth, proliferation and/or survival, inappropriate cellular immune responses, or inappropriate cellular inflammatory responses, or diseases which are accompanied with uncontrolled cell growth, proliferation
25 and/or survival, inappropriate cellular immune responses, or inappropriate cellular inflammatory responses, particularly in which the uncontrolled cell growth, proliferation and/or survival, inappropriate cellular immune responses, or inappropriate cellular inflammatory responses is mediated by Mps-1, such as, for example, haematological tumours, solid tumours, and/or
30 metastases thereof, *e.g.* leukaemias and myelodysplastic syndrome, malignant lymphomas, head and neck tumours including brain tumours and brain

metastases, tumours of the thorax including non-small cell and small cell lung tumours, gastrointestinal tumours, endocrine tumours, mammary and other gynaecological tumours, urological tumours including renal, bladder and prostate tumours, skin tumours, and sarcomas, and/or metastases thereof.

5

The term “inappropriate” within the context of the present invention, in particular in the context of “inappropriate cellular immune responses, or inappropriate cellular inflammatory responses”, as used herein, is to be understood as preferably meaning a response which is less than, or greater than normal, and which is associated with, responsible for, or results in, the pathology of said diseases.

10

Preferably, the use is in the treatment or prophylaxis of diseases, wherein the diseases are haematological tumours, solid tumours and/or metastases

15

thereof.

Method of treating hyper-proliferative disorders

The present invention relates to a method for using the compounds of the present invention and compositions thereof, to treat mammalian hyper-proliferative disorders. Compounds can be utilized to inhibit, block, reduce, decrease, etc., cell proliferation and/or cell division, and/or produce apoptosis. This method comprises administering to a mammal in need thereof, including a human, an amount of a compound of this invention, or a pharmaceutically acceptable salt, isomer, polymorph, metabolite, hydrate, solvate or ester thereof ; etc. which is effective to treat the disorder. Hyper-proliferative disorders include but are not limited, e.g., psoriasis, keloids, and other hyperplasias affecting the skin, benign prostate hyperplasia (BPH), solid tumors, such as cancers of the breast, respiratory tract, brain, reproductive organs, digestive tract, urinary tract, eye, liver, skin, head and neck, thyroid,

20

25

parathyroid and their distant metastases. Those disorders also include lymphomas, sarcomas, and leukemias.

Examples of breast cancer include, but are not limited to invasive ductal carcinoma, invasive lobular carcinoma, ductal carcinoma in situ, and lobular
5 carcinoma in situ.

Examples of cancers of the respiratory tract include, but are not limited to small-cell and non-small-cell lung carcinoma, as well as bronchial adenoma and pleuropulmonary blastoma.

Examples of brain cancers include, but are not limited to brain stem and
10 hypophtalmic glioma, cerebellar and cerebral astrocytoma, medulloblastoma, ependymoma, as well as neuroectodermal and pineal tumor.

Tumors of the male reproductive organs include, but are not limited to prostate and testicular cancer. Tumors of the female reproductive organs include, but are not limited to endometrial, cervical, ovarian, vaginal, and
15 vulvar cancer, as well as sarcoma of the uterus.

Tumors of the digestive tract include, but are not limited to anal, colon, colorectal, esophageal, gallbladder, gastric, pancreatic, rectal, small-intestine, and salivary gland cancers.

Tumors of the urinary tract include, but are not limited to bladder, penile,
20 kidney, renal pelvis, ureter, urethral and human papillary renal cancers.

Eye cancers include, but are not limited to intraocular melanoma and retinoblastoma.

Examples of liver cancers include, but are not limited to hepatocellular carcinoma (liver cell carcinomas with or without fibrolamellar variant),
25 cholangiocarcinoma (intrahepatic bile duct carcinoma), and mixed hepatocellular cholangiocarcinoma.

Skin cancers include, but are not limited to squamous cell carcinoma, Kaposi's sarcoma, malignant melanoma, Merkel cell skin cancer, and non-melanoma skin cancer.

- Head-and-neck cancers include, but are not limited to laryngeal,
- 5 hypopharyngeal, nasopharyngeal, oropharyngeal cancer, lip and oral cavity cancer and squamous cell. Lymphomas include, but are not limited to AIDS-related lymphoma, non-Hodgkin's lymphoma, cutaneous T-cell lymphoma, Burkitt lymphoma, Hodgkin's disease, and lymphoma of the central nervous system.
- 10 Sarcomas include, but are not limited to sarcoma of the soft tissue, osteosarcoma, malignant fibrous histiocyoma, lymphosarcoma, and rhabdomyosarcoma.

- Leukemias include, but are not limited to acute myeloid leukemia, acute lymphoblastic leukemia, chronic lymphocytic leukemia, chronic myelogenous
- 15 leukemia, and hairy cell leukemia.

These disorders have been well characterized in humans, but also exist with a similar etiology in other mammals, and can be treated by administering pharmaceutical compositions of the present invention.

- The term "treating" or "treatment" as stated throughout this document is
- 20 used conventionally, *e.g.*, the management or care of a subject for the purpose of combating, alleviating, reducing, relieving, improving the condition of, *etc.*, of a disease or disorder, such as a carcinoma.

Methods of treating kinase disorders

The present invention also provides methods for the treatment of disorders associated with aberrant mitogen extracellular kinase activity, including, but not limited to stroke, heart failure, hepatomegaly, cardiomegaly, diabetes, 5 Alzheimer's disease, cystic fibrosis, symptoms of xenograft rejections, septic shock or asthma.

Effective amounts of compounds of the present invention can be used to treat such disorders, including those diseases (*e.g.*, cancer) mentioned in the Background section above. Nonetheless, such cancers and other diseases can 10 be treated with compounds of the present invention, regardless of the mechanism of action and/or the relationship between the kinase and the disorder.

The phrase "aberrant kinase activity" or "aberrant tyrosine kinase activity," includes any abnormal expression or activity of the gene encoding the kinase 15 or of the polypeptide it encodes. Examples of such aberrant activity, include, but are not limited to, over-expression of the gene or polypeptide ; gene amplification ; mutations which produce constitutively-active or hyperactive kinase activity ; gene mutations, deletions, substitutions, additions, etc.

The present invention also provides for methods of inhibiting a kinase activity, 20 especially of mitogen extracellular kinase, comprising administering an effective amount of a compound of the present invention, including salts, polymorphs, metabolites, hydrates, solvates, prodrugs (*e.g.*: esters) thereof, and diastereoisomeric forms thereof. Kinase activity can be inhibited in cells (*e.g.*, *in vitro*), or in the cells of a mammalian subject, especially a human 25 patient in need of treatment.

Methods of treating angiogenic disorders

The present invention also provides methods of treating disorders and diseases associated with excessive and/or abnormal angiogenesis.

- Inappropriate and ectopic expression of angiogenesis can be deleterious to an organism. A number of pathological conditions are associated with the growth of extraneous blood vessels. These include, e.g., diabetic retinopathy, ischemic retinal-vein occlusion, and retinopathy of prematurity [Aiello et al. New Engl. J. Med. **1994**, 331, 1480 ; Peer et al. Lab. Invest. **1995**, 72, 638], age-related macular degeneration [AMD ; see, Lopez et al. Invest. Ophthalmol. Vis. Sci. **1996**, 37, 855], neovascular glaucoma, psoriasis, retrolental fibroplasias, angiofibroma, inflammation, rheumatoid arthritis (RA), restenosis, in-stent restenosis, vascular graft restenosis, etc. In addition, the increased blood supply associated with cancerous and neoplastic tissue, encourages growth, leading to rapid tumor enlargement and metastasis.
- Moreover, the growth of new blood and lymph vessels in a tumor provides an escape route for renegade cells, encouraging metastasis and the consequence spread of the cancer. Thus, compounds of the present invention can be utilized to treat and/or prevent any of the aforementioned angiogenesis disorders, e.g., by inhibiting and/or reducing blood vessel formation ; by inhibiting, blocking, reducing, decreasing, etc. endothelial cell proliferation or other types involved in angiogenesis, as well as causing cell death or apoptosis of such cell types.

Dose and administration

- Based upon standard laboratory techniques known to evaluate compounds useful for the treatment of hyper-proliferative disorders and angiogenic disorders, by standard toxicity tests and by standard pharmacological assays for the determination of treatment of the conditions identified above in mammals, and by comparison of these results with the results of known medicaments that are used to treat these conditions, the effective dosage of

the compounds of this invention can readily be determined for treatment of each desired indication. The amount of the active ingredient to be administered in the treatment of one of these conditions can vary widely according to such considerations as the particular compound and dosage unit
5 employed, the mode of administration, the period of treatment, the age and sex of the patient treated, and the nature and extent of the condition treated.

The total amount of the active ingredient to be administered will generally range from about 0.001 mg/kg to about 200 mg/kg body weight per day, and preferably from about 0.01 mg/kg to about 20 mg/kg body weight per day.
10 Clinically useful dosing schedules will range from one to three times a day dosing to once every four weeks dosing. In addition, "drug holidays" in which a patient is not dosed with a drug for a certain period of time, may be beneficial to the overall balance between pharmacological effect and tolerability. A unit dosage may contain from about 0.5 mg to about 1500 mg of active ingredient,
15 and can be administered one or more times per day or less than once a day. The average daily dosage for administration by injection, including intravenous, intramuscular, subcutaneous and parenteral injections, and use of infusion techniques will preferably be from 0.01 to 200 mg/kg of total body weight. The average daily rectal dosage regimen will preferably be from 0.01
20 to 200 mg/kg of total body weight. The average daily vaginal dosage regimen will preferably be from 0.01 to 200 mg/kg of total body weight. The average daily topical dosage regimen will preferably be from 0.1 to 200 mg administered between one to four times daily. The transdermal concentration will preferably be that required to maintain a daily dose of from 0.01 to 200
25 mg/kg. The average daily inhalation dosage regimen will preferably be from 0.01 to 100 mg/kg of total body weight.

Of course the specific initial and continuing dosage regimen for each patient will vary according to the nature and severity of the condition as determined by the attending diagnostician, the activity of the specific compound
30 employed, the age and general condition of the patient, time of

administration, route of administration, rate of excretion of the drug, drug combinations, and the like. The desired mode of treatment and number of doses of a compound of the present invention or a pharmaceutically acceptable salt or ester or composition thereof can be ascertained by those
5 skilled in the art using conventional treatment tests.

Preferably, the diseases of said method are haematological tumours, solid tumour and/or metastases thereof.

- 10 The compounds of the present invention can be used in particular in therapy and prevention, i.e. prophylaxis, of tumour growth and metastases, especially in solid tumours of all indications and stages with or without pre-treatment of the tumour growth.
- 15 Methods of testing for a particular pharmacological or pharmaceutical property are well known to persons skilled in the art.

The example testing experiments described herein serve to illustrate the present invention and the invention is not limited to the examples given.

20

Biological assay: Proliferation Assay

- Cultivated tumor cells (MCF7, hormone dependent human mammary carcinoma cells, ATCC HTB22; NCI-H460, human non-small cell lung carcinoma cells,
25 ATCC HTB-177; DU 145, hormone-independent human prostate carcinoma cells, ATCC HTB-81; HeLa-MaTu, human cervical carcinoma cells, EPO-GmbH, Berlin; HeLa-MaTu-ADR, multidrug-resistant human cervical carcinoma cells, EPO-GmbH, Berlin; HeLa human cervical tumor cells, ATCC CCL-2; B16F10 mouse melanoma cells, ATCC CRL-6475) were plated at a density of 5000
30 cells/well (MCF7, DU145, HeLa-MaTu-ADR), 3000 cells/well (NCI-H460, HeLa-

MaTu, HeLa), or 1000 cells/well (B16F10) in a 96-well multititer plate in 200 μ l of their respective growth medium supplemented 10% fetal calf serum. After 24 hours, the cells of one plate (zero-point plate) were stained with crystal violet (see below), while the medium of the other plates was replaced by fresh culture medium (200 μ l), to which the test substances were added in various concentrations (0 μ M, as well as in the range of 0.01-30 μ M; the final concentration of the solvent dimethyl sulfoxide was 0.5%). The cells were incubated for 4 days in the presence of test substances. Cell proliferation was determined by staining the cells with crystal violet: the cells were fixed by adding 20 μ l/measuring point of an 11% glutaric aldehyde solution for 15 minutes at room temperature. After three washing cycles of the fixed cells with water, the plates were dried at room temperature. The cells were stained by adding 100 μ l/measuring point of a 0.1% crystal violet solution (pH 3.0). After three washing cycles of the stained cells with water, the plates were dried at room temperature. The dye was dissolved by adding 100 μ l/measuring point of a 10% acetic acid solution. The extinction was determined by photometry at a wavelength of 595 nm. The change of cell number, in percent, was calculated by normalization of the measured values to the extinction values of the zero-point plate (=0%) and the extinction of the untreated (0 μ M) cells (=100%). The IC₅₀ values were determined by means of a 4 parameter fit using the company's own software.

Mps-1 kinase assay

The human kinase Mps-1 phosphorylates a biotinylated substrate peptide. Detection of the phosphorylated product is achieved by homogenous time-resolved fluorescence resonance energy transfer (HTRF) from Europium-labelled anti-phospho-Serine/Threonine antibody as donor to streptavidin labelled with cross-linked allophycocyanin (SA-XLent) as acceptor. Compounds are tested for their inhibition of the kinase activity.

N-terminally GST-tagged human full length recombinant Mps-1 kinase (purchased from Invitrogen, Karlsruhe, Germany, cat. no PV4071) was used. As substrate for the kinase reaction a biotinylated peptide of the amino-acid sequence PWDPDADITEILG (C-terminus in amide form, purchased from Biosynthan GmbH, Berlin) was used.

For the assay 50 nl of a 100-fold concentrated solution of the test compound in DMSO was pipetted into a black low volume 384well microtiter plate (Greiner Bio-One, Frickenhausen, Germany), 2 µl of a solution of Mps-1 in assay buffer [0.1 mM sodium-ortho-vanadate, 10 mM MgCl₂, 2 mM DTT, 25 mM Hepes pH 7.7, 0.05% BSA, 0.001% Pluronic F-127] were added and the mixture was incubated for 15 min at 22 °C to allow pre-binding of the test compounds to Mps-1 before the start of the kinase reaction. Then the kinase reaction was started by the addition of 3 µl of a solution of 16.7 µM ATP and 1.67 µM peptide in assay buffer and the resulting mixture was incubated for a reaction time of 60 min at 22 °C. The concentration of Mps-1 in the assay was adjusted to the activity of the enzyme lot and was chosen appropriate to have the assay in the linear range, typical enzyme concentrations were in the range of about 1 nM (final conc. in the 5 µl assay volume). The reaction was stopped by the addition of 3 µl of a solution of HTRF detection reagents (100 mM Hepes pH 7.4, 0.1% BSA, 40 mM EDTA, 140 nM Streptavidin-XLent [# 61GSTXLB, Fa. Cis Biointernational, Marcoule, France], 1.5 nM anti-phospho(Ser/Thr)-Europium-antibody [#AD0180, PerkinElmer LAS, Rodgau-Jügesheim, Germany].

The resulting mixture was incubated 1 h at 22 °C to allow the binding of the phosphorylated peptide to the anti-phospho(Ser/Thr)-Europium-antibody. Subsequently the amount of phosphorylated substrate was evaluated by measurement of the resonance energy transfer from the Europium-labelled anti-phospho(Ser/Thr) antibody to the Streptavidin-XLent. Therefore, the fluorescence emissions at 620 nm and 665 nm after excitation at 350 nm was measured in a HTRF reader, e.g. a Rubystar (BMG Labtechnologies, Offenburg,

Germany) or a Viewlux (PerkinElmer LAS, Rodgau-Jügesheim, Germany). The ratio of the emissions at 665 nm and at 622 nm was taken as the measure for the amount of phosphorylated substrate. The data were normalised (enzyme reaction without inhibitor = 0 % inhibition, all other assay components but no
5 enzyme = 100 % inhibition). Test compounds were tested on the same microtiter plate at 10 different concentrations in the range of 20 μ M to 1 nM (20 μ M, 6.7 μ M, 2.2 μ M, 0.74 μ M, 0.25 μ M, 82 nM, 27 nM, 9.2 nM, 3.1 nM and 1 nM, dilution series prepared before the assay at the level of the 100fold conc. stock solutions by serial 1:3 dilutions) in duplicate values for each
10 concentration and IC₅₀ values were calculated by a 4 parameter fit using an inhouse software.

Example Number	MPS1 Inhibition, IC ₅₀ in M
Example1.1	1.7E-08
Example1.10	1.4E-07
Example1.11	3.9E-07
Example1.12	9.2E-08
Example1.13	6.4E-07
Example1.14	1.6E-07
Example1.15	2.3E-08
Example1.16	2.8E-07
Example1.2	1.8E-07
Example1.3	6.1E-08
Example1.4	2.7E-06

Example1.6	1.5E-07
Example1.7	7.0E-09
Example1.8	3.2E-07
Example1.9	6.6E-08
Example2.1	1.7E-07
Example2.10	1.3E-07
Example2.11	3.5E-06
Example2.12	2.0E-07
Example2.2	4.7E-07
Example2.3	1.3E-07
Example2.4	3.1E-06
Example2.5	7.7E-07
Example2.6	3.4E-07
Example2.7	3.3E-06
Example2.8	1.0E-06
Example2.9	1.8E-06
Example3.1	8.6E-07
Example3.10	2.4E-08
Example3.12	8.9E-07
Example3.13	1.2E-06
Example3.14	7.7E-07

Example3.17	2.8E-08
Example3.19	9.6E-08
Example3.2	5.2E-08
Example3.20	1.5E-06
Example3.21	2.1E-07
Example3.3	6.3E-07
Example3.4	6.1E-06
Example3.5	2.4E-07
Example3.6	9.4E-07
Example3.7	1.4E-07
Example3.8	1.1E-07
Example3.9	7.4E-07
Example4.1	7.8E-08
Example4.2	4.6E-08
Example4.3	2.8E-08
Example5.2	7.2E-08
Example5.3	7.6E-08
Example6.3	2.2E-07
Example8.3	1.9E-07
Example8.4	9.2E-08
Example9.1	5.0E-07

Example9.2	7.2E-08
Example9.3	1.5E-08
Example9.4	8.8E-09

Example Number	MPS1 Inhibition, IC ₅₀ in M
Example 11.001	≤ 1.00E-09
Example 11.002	≤ 1.00E-09
Example 11.003	3.74E-09
Example 11.005	1.01E-09
Example 11.006	≤ 1.00E-09
Example 11.007	≤ 1.00E-09
Example 11.008	4.61E-09
Example 11.010	1.61E-09
Example 11.009	1.55E-06
Example 11.012	8.28E-09
Example 11.013	1.06E-06
Example 11.014	4.25E-08
Example 11.015	1.64E-09
Example 11.016	1.29E-09
Example 11.017	1.73E-09
Example 11.018	1.03E-09
Example 11.019	1.78E-09

Example 11.020	3.05E-09
Example 11.021	3.50E-09
Example 11.022	4.36E-09
Example 11.023	5.22E-09
Example 11.024	3.84E-09
Example 11.025	7.31E-09
Example 11.026	4.08E-09
Example 11.027	3.58E-08
Example 11.028	$\leq 1.00\text{E-}09$
Example 11.029	$\leq 1.00\text{E-}09$
Example 11.030	$\leq 1.00\text{E-}09$
Example 11.031	$\leq 1.00\text{E-}09$
Example 11.032	$\leq 1.00\text{E-}09$
Example 11.033	$\leq 1.00\text{E-}09$
Example 11.034	1.38E-09
Example 11.035	1.92E-09
Example 11.036	2.58E-09
Example 11.037	$\leq 1.00\text{E-}09$
Example 11.038	1.05E-08
Example 11.039	1.71E-09
Example 11.040	1.27E-09
Example 11.041	2.54E-09
Example 11.042	$\leq 1.00\text{E-}09$

Example 11.043	$\leq 1.00\text{E-}09$
Example 11.044	1.47E-09
Example 11.045	1.18E-09
Example 11.046	3.29E-09
Example 11.047	4.15E-09
Example 11.048	3.95E-09
Example 11.049	3.39E-09
Example 11.050	4.18E-09
Example 11.051	5.68E-09
Example 11.052	6.37E-09
Example 11.053	6.72E-09
Example 11.054	6.13E-09
Example 11.055	9.81E-09
Example 11.056	9.21E-09
Example 11.057	1.22E-08
Example 11.058	1.28E-08
Example 11.059	1.26E-08
Example 11.060	9.04E-09
Example 11.061	1.29E-08
Example 11.062	1.39E-08
Example 11.063	1.73E-08
Example 11.064	2.65E-08
Example 11.065	1.82E-08

Example 11.066	2.67E-08
Example 11.067	2.39E-08
Example 11.068	2.47E-08
Example 11.069	3.42E-08
Example 11.070	2.97E-08
Example 11.071	3.69E-08
Example 11.072	4.22E-08
Example 11.073	4.35E-08
Example 11.074	1.70E-07
Example 11.075	1.98E-06
Example 11.076	$\leq 1.00\text{E-}09$
Example 11.077	$\leq 1.00\text{E-}09$
Example 11.078	$\leq 1.00\text{E-}09$
Example 11.079	$\leq 1.00\text{E-}09$
Example 11.080	$\leq 1.00\text{E-}09$
Example 11.081	$\leq 1.00\text{E-}09$
Example 11.082	1.23E-09
Example 11.083	$\leq 1.00\text{E-}09$
Example 11.084	1.07E-09
Example 11.085	$\leq 1.00\text{E-}09$
Example 11.086	$\leq 1.00\text{E-}09$
Example 11.087	$\leq 1.00\text{E-}09$
Example 11.088	$\leq 1.00\text{E-}09$

Example 11.089	1.01E-09
Example 11.090	1.62E-09
Example 11.091	$\leq 1.00\text{E-}09$
Example 11.092	$\leq 1.00\text{E-}09$
Example 11.093	$\leq 1.00\text{E-}09$
Example 11.094	$\leq 1.00\text{E-}09$
Example 11.095	$\leq 1.00\text{E-}09$
Example 11.096	$\leq 1.00\text{E-}09$
Example 11.097	9.73E-08
Example 11.098	9.76E-08
Example 11.099	1.89E-08
Example 11.100	8.08E-09
Example 11.101	2.53E-09

Spindle Assembly Checkpoint Assay

5

The spindle assembly checkpoint assures the proper segregation of chromosomes during mitosis. Upon entry into mitosis, chromosomes begin to condensate which is accompanied by the phosphorylation of histone H3 on serine 10. Dephosphorylation of histone H3 on serine 10 begins in anaphase and ends at early telophase. Accordingly, phosphorylation of histone H3 on serine 10 can be utilized as a marker of cells in mitosis. Nocodazole is a microtubule destabilizing substance. Thus, nocodazole interferes with microtubule dynamics and mobilises the spindle assembly checkpoint. The cells arrest in mitosis at G2/M transition and exhibit phosphorylated histone H3 on serine 10.

10

An inhibition of the spindle assembly checkpoint by Mps-1 inhibitors overrides the mitotic blockage in the presence of nocodazole, and the cells complete mitosis prematurely. This alteration is detected by the decrease of cells with phosphorylation of histone H3 on serine 10. This decline is used as a marker to
5 determine the capability of compounds of the present invention to induce a mitotic breakthrough.

Cultivated cells of the human cervical tumor cell line HeLa (ATCC CCL-2) were plated at a density of 2500 cells/well in a 384-well microtiter plate in 20 μ l
10 Dulbecco's Medium (w/o phenol red, w/o sodium pyruvate, w 1000 mg/ml glucose, w pyridoxine) supplemented with 1% (v/v) glutamine, 1% (v/v) penicillin, 1% (v/v) streptomycin and 10% (v/v) fetal calf serum. After incubation overnight at 37°C, 10 μ l/well nocodazole at a final concentration of 0.1 μ g/ml were added to cells. After 24 h incubation, cells were arrested at
15 G2/M phase of the cell cycle progression. Test compounds solubilised in dimethyl sulfoxide (DMSO) were added at various concentrations (0 μ M, as well as in the range of 0.005 μ M - 10 μ M; the final concentration of the solvent DMSO was 0.5% (v/v)). Cells were incubated for 4 h at 37°C in the presence of test compounds. Thereafter, cells were fixed in 4% (v/v) paraformaldehyde in
20 phosphate buffered saline (PBS) at 4°C overnight then permeabilised in 0.1% (v/v) Triton XTM 100 in PBS at room temperature for 20 min and blocked in 0.5% (v/v) bovine serum albumin (BSA) in PBS at room temperature for 15 min. After washing with PBS, 20 μ l/well antibody solution (anti-phospho-histone H3 clone 3H10, FITC; Upstate, Cat# 16-222; 1:200 dilution) was added to cells,
25 which were incubated for 2 h at room temperature. Afterwards, cells were washed with PBS and 20 μ l/well HOECHST 33342 dye solution (5 μ g/ml) was added to cells and cells were incubated 12 min at room temperature in the dark. Cells were washed twice with PBS then covered with PBS and stored at 4°C until analysis. Images were acquired with a Perkin Elmer OPERATM High-
30 Content Analysis reader. Images were analyzed with image analysis software MetaXpressTM from Molecular devices utilizing the Cell Cycle application

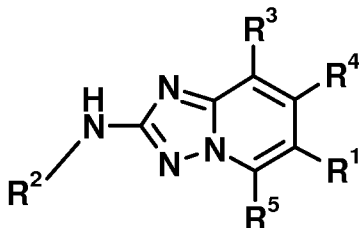
module. In this assay both labels HOECHST 33342 and phosphorylated Histone H3 on serine 10 were measured. HOECHST 33342 labels DNA and is used to count cell number. The staining of phosphorylated Histone H3 on serine 10 determines the number of mitotic cells. Inhibition of Mps-1 decreases the number of mitotic cells in the presence of nocodazole indicating an inappropriate mitotic progression. The raw assay data were further analysed by four parameter logistic regression analysis to determine the IC₅₀ value for each tested compound.

It will be apparent to persons skilled in the art that assays for other Mps kinases may be performed in analogy using the appropriate reagents.

Thus the compounds of the present invention effectively inhibit one or more Mps-1 kinases and are therefore suitable for the treatment or prophylaxis of diseases of uncontrolled cell growth, proliferation and/or survival, inappropriate cellular immune responses, or inappropriate cellular inflammatory responses, particularly in which the uncontrolled cell growth, proliferation and/or survival, inappropriate cellular immune responses, or inappropriate cellular inflammatory responses is mediated by Mps-1, more particularly in which the diseases of uncontrolled cell growth, proliferation and/or survival, inappropriate cellular immune responses, or inappropriate cellular inflammatory responses are haematological tumours, solid tumours and/or metastases thereof, *e.g.* leukaemias and myelodysplastic syndrome, malignant lymphomas, head and neck tumours including brain tumours and brain metastases, tumours of the thorax including non-small cell and small cell lung tumours, gastrointestinal tumours, endocrine tumours, mammary and other gynaecological tumours, urological tumours including renal, bladder and prostate tumours, skin tumours, and sarcomas, and/or metastases thereof.

CLAIMS

1. A compound of general formula (I) :



5 (I)

in which :

R¹ represents an aryl group or a heteroaryl group

- which is optionally substituted, one or more times, identically or
10 differently, with a substituent selected from :

halo-, hydroxy-, cyano-, nitro-, C₁-C₆-alkyl-, halo-C₁-C₆-alkyl-, C₁-C₆-
alkoxy-, halo-C₁-C₆-alkoxy-, hydroxy-C₁-C₆-alkyl, C₁-C₆-alkoxy-C₁-C₆-
alkyl-, halo-C₁-C₆-alkoxy-C₁-C₆-alkyl-, -(CH₂)_q-N(H)C(=O)R⁶, R⁶-(C₁-C₆-
alkyl)-, R⁶-(CH₂)_n(CHOH)(CH₂)_m-, R⁶-(C₁-C₆-alkoxy)-, R⁶-
15 (CH₂)_n(CHOH)(CH₂)_p-O-, R⁶-(C₁-C₆-alkoxy-C₁-C₆-alkyl)-, R⁶-(C₁-C₆-alkoxy-
C₁-C₆-alkyl)-O-, R⁶-O-, -C(=O)R⁶, -C(=O)O-R⁶, -OC(=O)-R⁶, -N(H)C(=O)R⁶,
-N(H)C(=O)OR⁶, -N(R⁷)C(=O)R⁶, -N(H)C(=O)NR⁶R⁷, -N(R⁷)C(=O)NR⁶R⁷,
-NR⁶R⁷, -C(=O)N(H)R⁶, -C(=O)NR⁶R⁷, R⁶-S-, R⁶-S(=O)-, R⁶-S(=O)₂-,
-N(H)S(=O)R⁶, -N(R⁷)S(=O)R⁶, -S(=O)N(H)R⁶, -S(=O)NR⁶R⁷, -N(H)S(=O)₂R⁶,
20 -N(R⁷)S(=O)₂R⁶, -S(=O)₂N(H)R⁶, -S(=O)₂NR⁶R⁷, -S(=O)(=NR⁶)R⁷,
-S(=O)(=NR⁷)R⁶, -N=S(=O)(R⁶)R⁷ ;

R² represents an aryl group or heteroaryl group

which is optionally substituted, one or more times, identically or
25 differently, with a substituent selected from :

halo-, hydroxyl-, cyano-, nitro-, C₁-C₆-alkyl-, halo-C₁-C₆-alkyl-, C₁-C₆-
alkoxy-, halo-C₁-C₆-alkoxy-, hydroxy-C₁-C₆-alkyl, C₁-C₆-alkoxy-C₁-C₆-

- alkyl-, halo-C₁-C₆-alkoxy-C₁-C₆-alkyl-, R⁸-(C₁-C₆-alkyl)-, R⁸-(CH₂)_n-, R⁸-,
 R⁸-(CH₂)_n(CHOH)(CH₂)_m-, R⁸-(C₁-C₆-alkoxy)-, R⁸-(CH₂)_n(CHOH)(CH₂)_p-O-,
 R⁸-(C₁-C₆-alkoxy-C₁-C₆-alkyl)-, R⁸-(C₁-C₆-alkoxy-C₁-C₆-alkyl)-O-, -O-
 (CH₂)_n-C(=O)NR⁸R⁷, R⁸-O-, -C(=O)R⁸, -C(=O)O-R⁸, -OC(=O)-R⁸, -
 5 N(H)C(=O)R⁸, -N(R⁷)C(=O)R⁸, -N(H)C(=O)NR⁸R⁷, -N(R⁷)C(=O)NR⁸R⁷, -
 NR⁸R⁷, -C(=O)N(H)R⁸, -C(=O)NR⁸R⁷, R⁸-S-, R⁸-S(=O)-, R⁸-
 S(=O)₂-, -N(H)S(=O)R⁸, -N(R⁷)S(=O)R⁸, -S(=O)N(H)R⁸, -S(=O)NR⁸R⁷, -
 N(H)S(=O)₂R⁸, -N(R⁷)S(=O)₂R⁸, -S(=O)₂N(H)R⁸, -
 S(=O)₂NR⁸R⁷, -S(=O)(=NR⁸)R⁷, -S(=O)(=NR⁷)R⁸, -N=S(=O)(R⁸)R⁷ ;
- 10
- R³ represents a hydrogen atom, a halogen atom, a hydroxy-, amino,
 cyano-, nitro-, C₁-C₄-alkyl-, halo-C₁-C₄-alkyl-, C₁-C₄-alkoxy-, halo-C₁-C₄-
 alkoxy-, hydroxy-C₁-C₄-alkyl, C₁-C₄-alkoxy-C₁-C₄-alkyl-, halo-C₁-C₄-
 alkoxy-C₁-C₄-alkyl-, C₂-C₆-alkenyl-, C₂-C₆-alkynyl-, halo-C₂-C₆-alkenyl-,
 15 halo-C₂-C₆-alkynyl-, C₃-C₆-cycloalkyl-, halo-C₃-C₆-cycloalkyl- group ;
- R⁴ represents a hydrogen atom, a halogen atom, a hydroxy-, amino,
 cyano-, nitro-, C₁-C₄-alkyl-, halo-C₁-C₄-alkyl-, C₁-C₄-alkoxy-, halo-C₁-C₄-
 alkoxy-, hydroxy-C₁-C₄-alkyl, C₁-C₄-alkoxy-C₁-C₄-alkyl-, halo-C₁-C₄-
 20 alkoxy-C₁-C₄-alkyl-, C₂-C₆-alkenyl-, C₂-C₆-alkynyl-, halo-C₂-C₆-alkenyl-,
 halo-C₂-C₆-alkynyl-, C₃-C₆-cycloalkyl-, halo-C₃-C₆-cycloalkyl- group ;
- R⁵ represents a hydrogen atom ;
- 25 R⁶ represents a hydrogen atom, or a C₁-C₆-alkyl- group, wherein C₁-C₆-
 alkyl-
 is optionally substituted, one or more times, identically or differently,
 with a substituent selected from :
 halo-, hydroxyl-, C₁-C₃-alkyl-, R⁷O-
- 30

R⁷ represents a hydrogen atom, or a C₁-C₆-alkyl- group, wherein C₁-C₆-alkyl- is optionally substituted with one or more identical or different halogen atoms ;

5 R⁸ represents a hydrogen atom, or a C₁-C₆-alkyl- group, wherein C₁-C₆-alkyl- is optionally substituted, one or more times, identically or differently, with a substituent selected from :
halo-, hydroxyl-, -NHR⁷, -N(C₁-C₃-alkyl)-C(=O)R⁷, -N(C₁-C₃-alkyl)-
10 C(=O)OR⁷, C₁-C₃-alkyl-, R⁷-S(=O)₂-, C₁-C₃-alkoxy-,

n, m, p

represent, independently from each other, an integer of 0, 1, 2, 3, 4, or 5 ;

15

q represents an integer of 0, 1, 2 or 3 ;

or a stereoisomer, a tautomer, an N-oxide, a hydrate, a solvate, or a salt thereof, or a mixture of same.

20

2. The compound according to claim 1, wherein :

R¹ represents an aryl group or a heteroaryl group

- which is optionally substituted, one or more times, identically or
25 differently, with a substituent selected from :

halo-, hydroxyl-, cyano-, nitro-, C₁-C₆-alkyl-, halo-C₁-C₆-alkyl-, C₁-C₆-alkoxy-, halo-C₁-C₆-alkoxy-, hydroxy-C₁-C₆-alkyl, C₁-C₆-alkoxy-C₁-C₆-alkyl-, halo-C₁-C₆-alkoxy-C₁-C₆-alkyl-, -(CH₂)_q-N(H)C(=O)R⁶, R⁶-(C₁-C₆-alkyl)-, R⁶-(CH₂)_n(CHOH)(CH₂)_m-, R⁶-(C₁-C₆-alkoxy)-, R⁶-

30

(CH₂)_n(CHOH)(CH₂)_p-O-, R⁶-(C₁-C₆-alkoxy-C₁-C₆-alkyl)-, R⁶-(C₁-C₆-alkoxy-C₁-C₆-alkyl)-O-, R⁶-O-, -C(=O)R⁶, -C(=O)O-R⁶, -OC(=O)-R⁶, -N(H)C(=O)R⁶,

$-N(H)C(=O)OR^6$, $-N(R^7)C(=O)R^6$, $-N(H)C(=O)NR^6R^7$, $-N(R^7)C(=O)NR^6R^7$,
 $-NR^6R^7$, $-C(=O)N(H)R^6$, $-C(=O)NR^6R^7$, R^6-S- , $R^6-S(=O)-$, $R^6-S(=O)_2-$,
 $-N(H)S(=O)R^6$, $-N(R^7)S(=O)R^6$, $-S(=O)N(H)R^6$, $-S(=O)NR^6R^7$, $-N(H)S(=O)_2R^6$,
 $-N(R^7)S(=O)_2R^6$, $-S(=O)_2N(H)R^6$, $-S(=O)_2NR^6R^7$, $-S(=O)(=NR^6)R^7$,
5 $-S(=O)(=NR^7)R^6$, $-N=S(=O)(R^6)R^7$;

R^2 represents an aryl group or heteroaryl group
 which is optionally substituted, one or more times, identically or
 differently, with a substituent selected from :

10 halo-, hydroxyl-, cyano-, nitro-, C_1 - C_6 -alkyl-, halo- C_1 - C_6 -alkyl-, C_1 - C_6 -
 alkoxy-, halo- C_1 - C_6 -alkoxy-, hydroxy- C_1 - C_6 -alkyl, C_1 - C_6 -alkoxy- C_1 - C_6 -
 alkyl-, halo- C_1 - C_6 -alkoxy- C_1 - C_6 -alkyl-, R^8 -(C_1 - C_6 -alkyl)-, R^8 -(CH_2)_n-, R^8 -,
 R^8 -(CH_2)_n(CHOH)(CH_2)_m-, R^8 -(C_1 - C_6 -alkoxy)-, R^8 -(CH_2)_n(CHOH)(CH_2)_p-O-,
 R^8 -(C_1 - C_6 -alkoxy- C_1 - C_6 -alkyl)-, R^8 -(C_1 - C_6 -alkoxy- C_1 - C_6 -alkyl)-O-, -O-
 15 (CH_2)_n- $C(=O)NR^8R^7$, R^8 -O-, $-C(=O)R^8$, $-C(=O)O-R^8$, $-OC(=O)-R^8$, -
 $N(H)C(=O)R^8$, $-N(R^7)C(=O)R^8$, $-N(H)C(=O)NR^8R^7$, $-N(R^7)C(=O)NR^8R^7$, -
 NR^8R^7 , $-C(=O)N(H)R^8$, $-C(=O)NR^8R^7$, R^8-S- , $R^8-S(=O)-$, R^8 -
 $S(=O)_2-$, $-N(H)S(=O)R^8$, $-N(R^7)S(=O)R^8$, $-S(=O)N(H)R^8$, $-S(=O)NR^8R^7$, -
 $N(H)S(=O)_2R^8$, $-N(R^7)S(=O)_2R^8$, $-S(=O)_2N(H)R^8$, -
 20 $S(=O)_2NR^8R^7$, $-S(=O)(=NR^8)R^7$, $-S(=O)(=NR^7)R^8$, $-N=S(=O)(R^8)R^7$;

R^3 represents a hydrogen atom, a halogen atom, a hydroxy-, C_1 - C_4 -alkyl-,
 halo- C_1 - C_4 -alkyl-, C_1 - C_4 -alkoxy- group ;

25 R^4 represents a hydrogen atom, a halogen atom, a C_1 - C_6 -alkyl-, halo- C_1 - C_6 -
 alkyl-, C_1 - C_6 -alkoxy- group ;

R^5 represents a hydrogen atom ;

30 R^6 represents a hydrogen atom, or a C_1 - C_6 -alkyl- group, wherein C_1 - C_6 -
 alkyl-

is optionally substituted, one or more times, identically or differently,
with a substituent selected from :

halo-, hydroxyl-, C₁-C₃-alkyl-, R⁷O-

5 R⁷ represents a hydrogen atom, or a C₁-C₆-alkyl- group, wherein C₁-C₆-
alkyl- is optionally substituted with one or more identical or different
halogen atoms ;

10 R⁸ represents a hydrogen atom, or a C₁-C₆-alkyl- group, wherein C₁-C₆-
alkyl-
is optionally substituted, one or more times, identically or differently,
with a substituent selected from :
halo-, hydroxyl-, -NHR⁷, -N(C₁-C₃-alkyl)-C(=O)R⁷, -N(C₁-C₃-alkyl)-
C(=O)OR⁷, C₁-C₃-alkyl-, R⁷-S(=O)₂-, C₁-C₃-alkoxy-,

15

n, m, p

represent, independently from each other, an integer of 0, 1, 2, or 3 ;

q represents an integer of 0, 1, 2 or 3 ;

20

or a stereoisomer, a tautomer, an N-oxide, a hydrate, a solvate, or a salt
thereof, or a mixture of same.

3. The compound according to claim 1 or 2, wherein :

25

R¹ represents an aryl group or a heteroaryl group
- which is optionally substituted, one or more times, identically or
differently, with a substituent selected from :
halo-, hydroxyl-, cyano-, nitro-, C₁-C₆-alkyl-, halo-C₁-C₆-alkyl-, C₁-C₆-
alkoxy-, halo-C₁-C₆-alkoxy-, hydroxy-C₁-C₆-alkyl, C₁-C₆-alkoxy-C₁-C₆-
30 alkyl-, halo-C₁-C₆-alkoxy-C₁-C₆-alkyl-, -(CH₂)_q-N(H)C(=O)R⁶, R⁶-(C₁-C₆-

- alkyl)-, $R^6-(CH_2)_n(CHOH)(CH_2)_m-$, $R^6-(C_1-C_6-alkoxy)-$, $R^6-(CH_2)_n(CHOH)(CH_2)_p-O-$, $R^6-(C_1-C_6-alkoxy-C_1-C_6-alkyl)-$, $R^6-(C_1-C_6-alkoxy-C_1-C_6-alkyl)-O-$, R^6-O- , $-C(=O)R^6$, $-C(=O)O-R^6$, $-OC(=O)-R^6$, $-N(H)C(=O)R^6$, $-N(H)C(=O)OR^6$, $-N(R^7)C(=O)R^6$, $-N(H)C(=O)NR^6R^7$, $-N(R^7)C(=O)NR^6R^7$, $-NR^6R^7$, $-C(=O)N(H)R^6$, $-C(=O)NR^6R^7$, R^6-S- , $R^6-S(=O)-$, $R^6-S(=O)_2-$, $-N(H)S(=O)R^6$, $-N(R^7)S(=O)R^6$, $-S(=O)N(H)R^6$, $-S(=O)NR^6R^7$, $-N(H)S(=O)_2R^6$, $-N(R^7)S(=O)_2R^6$, $-S(=O)_2N(H)R^6$, $-S(=O)_2NR^6R^7$, $-S(=O)(=NR^6)R^7$, $-S(=O)(=NR^7)R^6$, $-N=S(=O)(R^6)R^7$;
- 5
- 10 R^2 represents an aryl group or heteroaryl group which is optionally substituted, one or more times, identically or differently, with a substituent selected from :
- halo-, hydroxyl-, cyano-, nitro-, $C_1-C_6-alkyl-$, halo- $C_1-C_6-alkyl-$, $C_1-C_6-alkoxy-$, halo- $C_1-C_6-alkoxy-$, hydroxy- $C_1-C_6-alkyl$, $C_1-C_6-alkoxy-C_1-C_6-alkyl-$, halo- $C_1-C_6-alkoxy-C_1-C_6-alkyl-$, $R^8-(C_1-C_6-alkyl)-$, $R^8-(CH_2)_n-$, R^8- , $R^8-(CH_2)_n(CHOH)(CH_2)_m-$, $R^8-(C_1-C_6-alkoxy)-$, $R^8-(CH_2)_n(CHOH)(CH_2)_p-O-$, $R^8-(C_1-C_6-alkoxy-C_1-C_6-alkyl)-$, $R^8-(C_1-C_6-alkoxy-C_1-C_6-alkyl)-O-$, $-O-(CH_2)_n-C(=O)NR^8R^7$, R^8-O- , $-C(=O)R^8$, $-C(=O)O-R^8$, $-OC(=O)-R^8$, $-N(H)C(=O)R^8$, $-N(R^7)C(=O)R^8$, $-N(H)C(=O)NR^8R^7$, $-N(R^7)C(=O)NR^8R^7$, $-NR^8R^7$, $-C(=O)N(H)R^8$, $-C(=O)NR^8R^7$, R^8-S- , $R^8-S(=O)-$, $R^8-S(=O)_2-$, $-N(H)S(=O)R^8$, $-N(R^7)S(=O)R^8$, $-S(=O)N(H)R^8$, $-S(=O)NR^8R^7$, $-N(H)S(=O)_2R^8$, $-N(R^7)S(=O)_2R^8$, $-S(=O)_2N(H)R^8$, $-S(=O)_2NR^8R^7$, $-S(=O)(=NR^8)R^7$, $-S(=O)(=NR^7)R^8$, $-N=S(=O)(R^8)R^7$;
- 15
- 20
- 25 R^3 , R^4 , R^5 represent a hydrogen atom ;
- R^6 represents a hydrogen atom, or a $C_1-C_6-alkyl-$ group, wherein $C_1-C_6-alkyl-$
- 30 is optionally substituted, one or more times, identically or differently, with a substituent selected from :

halo-, hydroxyl-, C₁-C₃-alkyl-, R⁷O-

R⁷ represents a hydrogen atom, or a C₁-C₆-alkyl- group, wherein C₁-C₆-alkyl- is optionally substituted with one or more identical or different halogen atoms ;

R⁸ represents a hydrogen atom, or a C₁-C₆-alkyl- group, wherein C₁-C₆-alkyl- is optionally substituted, one or more times, identically or differently, with a substituent selected from :
halo-, hydroxyl-, -NHR⁷, -N(C₁-C₃-alkyl)-C(=O)R⁷, -N(C₁-C₃-alkyl)-C(=O)OR⁷, C₁-C₃-alkyl-, R⁷-S(=O)₂-, C₁-C₃-alkoxy-,

n represents an integer of 0 or 1 ;

m represents an integer of 0, 1 or 2 ;

p represents an integer of 1 or 2 ;

q represents an integer of 0, 1 or 2 ;

or a stereoisomer, a tautomer, an N-oxide, a hydrate, a solvate, or a salt thereof, or a mixture of same.

4. The compound according to any one of claims 1, 2 or 3, wherein :

R¹ represents a phenyl group, a pyridyl group or an indolyl group - which is optionally substituted, one or more times, identically or differently, with a substituent selected from :
halo-, hydroxyl-, cyano-, nitro-, C₁-C₆-alkyl-, halo-C₁-C₆-alkyl-, C₁-C₆-alkoxy-, halo-C₁-C₆-alkoxy-, hydroxy-C₁-C₆-alkyl, C₁-C₆-alkoxy-C₁-C₆-

alkyl-, halo-C₁-C₆-alkoxy-C₁-C₆-alkyl-, -(CH₂)_q-N(H)C(=O)R⁶, R⁶-(C₁-C₆-alkyl)-, R⁶-(CH₂)_n(CHOH)(CH₂)_m-, R⁶-(C₁-C₆-alkoxy)-, R⁶-(CH₂)_n(CHOH)(CH₂)_p-O-, R⁶-(C₁-C₆-alkoxy-C₁-C₆-alkyl)-, R⁶-(C₁-C₆-alkoxy-C₁-C₆-alkyl)-O-, R⁶-O-, -C(=O)R⁶, -C(=O)O-R⁶, -OC(=O)-R⁶, -N(H)C(=O)R⁶,
 5 -N(H)C(=O)OR⁶, -N(R⁷)C(=O)R⁶, -N(H)C(=O)NR⁶R⁷, -N(R⁷)C(=O)NR⁶R⁷,
 -NR⁶R⁷, -C(=O)N(H)R⁶, -C(=O)NR⁶R⁷, R⁶-S-, R⁶-S(=O)-, R⁶-S(=O)₂-,
 -N(H)S(=O)R⁶, -N(R⁷)S(=O)R⁶, -S(=O)N(H)R⁶, -S(=O)NR⁶R⁷, -N(H)S(=O)₂R⁶,
 -N(R⁷)S(=O)₂R⁶, -S(=O)₂N(H)R⁶, -S(=O)₂NR⁶R⁷, -S(=O)(=NR⁶)R⁷,
 -S(=O)(=NR⁷)R⁶, -N=S(=O)(R⁶)R⁷ ;

10

R² represents a phenyl group, a pyridyl group or a pyrimidinyl group which is optionally substituted, one or more times, identically or differently, with a substituent selected from :

halo-, cyano-, nitro-, C₁-C₆-alkyl-, halo-C₁-C₆-alkyl-, C₁-C₆-alkoxy-, halo-
 15 C₁-C₆-alkoxy-, R⁸-(CH₂)_n-, R⁸-, -O-(CH₂)_n-C(=O)NR⁸R⁷, -C(=O)N(H)R⁸, -
 C(=O)NR⁸R⁷, R⁸-S-, R⁸-S(=O)-, R⁸-S(=O)₂-, -N(H)S(=O)R⁸, -N(R⁷)S(=O)R⁸, -
 S(=O)N(H)R⁸, -S(=O)NR⁸R⁷, -S(=O)₂N(H)R⁸, -S(=O)₂NR⁸R⁷ ;

R³, R⁴, R⁵

20 represent a hydrogen atom ;

R⁶ represents a hydrogen atom, or a C₁-C₆-alkyl- group, wherein C₁-C₆-alkyl-

is optionally substituted, one or more times, identically or differently,
 25 with a substituent selected from :

halo-, hydroxyl-, C₁-C₃-alkyl-, R⁷O-

R⁷ represents a hydrogen atom, or a C₁-C₆-alkyl- group, wherein C₁-C₆-alkyl- is optionally substituted with one or more identical or different
 30 halogen atoms ;

R^8 represents a hydrogen atom, or a C_1 - C_6 -alkyl- group, wherein C_1 - C_6 -alkyl-
 is optionally substituted, one or more times, identically or differently,
 with a substituent selected from :

5 halo-, hydroxyl-, $-NHR^7$, $-N(C_1-C_3\text{-alkyl})-C(=O)R^7$, $-N(C_1-C_3\text{-alkyl})-$
 $C(=O)OR^7$, $C_1-C_3\text{-alkyl-}$, $R^7-S(=O)_2-$, $C_1-C_3\text{-alkoxy-}$,

n represents an integer of 0 or 1 ;

10 q represents an integer of 0, 1 or 2 ;

or a stereoisomer, a tautomer, an N-oxide, a hydrate, a solvate, or a salt thereof, or a mixture of same.

15 5. The compound according to any one of claims 1, 2, 3 or 4 which is selected from the group consisting of :

4-{[6-(4-hydroxy-3,5-dimethylphenyl)[1,2,4]triazolo[1,5-a]pyridin-2-yl]amino}-
 3-methoxybenzonitrile;

20

4-{2-[(2,4-dimethoxyphenyl)amino][1,2,4]triazolo[1,5-a]pyridin-6-yl}-2,6-
 dimethylphenol;

4-{2-[(2-methoxyphenyl)amino][1,2,4]triazolo[1,5-a]pyridin-6-yl}-2,6-

25 dimethylphenol;

2,6-dimethyl-4-[2-(pyrimidin-5-ylamino)[1,2,4]triazolo[1,5-a]pyridin-6-
 yl]phenol;

30 4-{2-[(2,5-dimethoxyphenyl)amino][1,2,4]triazolo[1,5-a]pyridin-6-yl}-2,6-
 dimethylphenol;

4-{2-[(5-fluoro-2-methoxyphenyl)amino][1,2,4]triazolo[1,5-a]pyridin-6-yl}-2,6-dimethylphenol;

5 2-{[6-(4-hydroxy-3,5-dimethylphenyl)[1,2,4]triazolo[1,5-a]pyridin-2-yl]amino}benzonitrile;

2,6-dimethyl-4-[2-(pyridin-3-ylamino)[1,2,4]triazolo[1,5-a]pyridin-6-yl]phenol;

10 2,6-dimethyl-4-(2-{[4-(methylsulfonyl)phenyl]amino}[1,2,4]triazolo[1,5-a]pyridin-6-yl)phenol;

2,6-dimethyl-4-(2-{[2-(trifluoromethoxy)phenyl]amino}[1,2,4]triazolo[1,5-a]pyridin-6-yl)phenol;

15

4-{[6-(4-hydroxy-3,5-dimethylphenyl)[1,2,4]triazolo[1,5-a]pyridin-2-yl]amino}benzonitrile;

4-{2-[(2-ethoxyphenyl)amino][1,2,4]triazolo[1,5-a]pyridin-6-yl}-2,6-dimethylphenol;

20

3-{[6-(4-hydroxy-3,5-dimethylphenyl)[1,2,4]triazolo[1,5-a]pyridin-2-yl]amino}-4-methoxybenzonitrile;

25 4-{2-[(3-methoxypyridin-2-yl)amino][1,2,4]triazolo[1,5-a]pyridin-6-yl}-2,6-dimethylphenol;

4-{[6-(4-hydroxy-3,5-dimethylphenyl)[1,2,4]triazolo[1,5-a]pyridin-2-yl]amino}-N-methylbenzamide;

30

N,N-Diethyl-4-[6-(4-hydroxy-3,5-dimethylphenyl)-[1,2,4]triazolo[1,5-a]

]pyridin-2-ylamino]-3-methoxy-benzamide;

N-(3-{2-[(2,5-dimethoxyphenyl)amino][1,2,4]triazolo[1,5-a]pyridin-6-yl}phenyl)acetamide;

5

N-(3-{2-[(5-fluoro-2-methoxyphenyl)amino][1,2,4]triazolo[1,5-a]pyridin-6-yl}phenyl)acetamide;

N-(3-{2-[(2-cyanophenyl)amino][1,2,4]triazolo[1,5-a]pyridin-6-yl}phenyl)acetamide;

10

N-{3-[2-(pyridin-3-ylamino)][1,2,4]triazolo[1,5-a]pyridin-6-yl}phenyl}acetamide;

N-[3-(2-{[4-(methylsulfonyl)phenyl]amino}[1,2,4]triazolo[1,5-a]pyridin-6-yl)phenyl]acetamide;

15

N-[3-(2-{[2-(trifluoromethoxy)phenyl]amino}[1,2,4]triazolo[1,5-a]pyridin-6-yl)phenyl]acetamide;

20 N-[3-(2-{[4-(trifluoromethoxy)phenyl]amino}[1,2,4]triazolo[1,5-a]pyridin-6-yl)phenyl]acetamide;

N-(3-{2-[(4-cyanophenyl)amino][1,2,4]triazolo[1,5-a]pyridin-6-yl}phenyl)acetamide;

25

N-[3-(2-{[4-(propan-2-yl)phenyl]amino}[1,2,4]triazolo[1,5-a]pyridin-6-yl)phenyl]acetamide;

N-(3-{2-[(2-ethoxyphenyl)amino][1,2,4]triazolo[1,5-a]pyridin-6-yl}phenyl)acetamide;

30

N-(3-{2-[(3-methoxypyridin-2-yl)amino][1,2,4]triazolo[1,5-a]pyridin-6-yl}phenyl)acetamide;

5 N-(3-{2-[(4-cyano-2-methoxyphenyl)amino][1,2,4]triazolo[1,5-a]pyridin-6-yl}phenyl)acetamide;

N-(3-{2-[(2-cyanophenyl)amino][1,2,4]triazolo[1,5-a]pyridin-6-yl}phenyl)acetamide;

10 2-({6-[3-(hydroxymethyl)phenyl][1,2,4]triazolo[1,5-a]pyridin-2-yl}amino)benzonitrile;

2-{[6-(3-methylphenyl)[1,2,4]triazolo[1,5-a]pyridin-2-yl]amino}benzonitrile;

15 N-(2-{2-[(2-cyanophenyl)amino][1,2,4]triazolo[1,5-a]pyridin-6-yl}phenyl)acetamide;

N-(3-{2-[(2-cyanophenyl)amino][1,2,4]triazolo[1,5-a]pyridin-6-yl}phenyl)methanesulfonamide;

20

2-{[6-(1H-indol-6-yl)[1,2,4]triazolo[1,5-a]pyridin-2-yl]amino}benzonitrile;

4-{2-[(2-cyanophenyl)amino][1,2,4]triazolo[1,5-a]pyridin-6-yl}benzamide;

25 3-{2-[(2-cyanophenyl)amino][1,2,4]triazolo[1,5-a]pyridin-6-yl}benzamide;

2-{[6-(4-hydroxy-2-methylphenyl)[1,2,4]triazolo[1,5-a]pyridin-2-yl]amino}benzonitrile;

30 4-{2-[(2-cyanophenyl)amino][1,2,4]triazolo[1,5-a]pyridin-6-yl}-N-methylbenzamide;

3-{2-[(2-cyanophenyl)amino][1,2,4]triazolo[1,5-a]pyridin-6-yl}-N-methylbenzamide;

5 2-{[6-(3-fluorophenyl)[1,2,4]triazolo[1,5-a]pyridin-2-yl]amino}benzonitrile;

2-{[6-(2-methoxyphenyl)[1,2,4]triazolo[1,5-a]pyridin-2-yl]amino}benzonitrile;

10 2-({6-[4-(hydroxymethyl)phenyl][1,2,4]triazolo[1,5-a]pyridin-2-yl}amino)benzonitrile;

2-{[6-(pyridin-3-yl)[1,2,4]triazolo[1,5-a]pyridin-2-yl]amino}benzonitrile;

15 2-{[6-(2-hydroxyphenyl)[1,2,4]triazolo[1,5-a]pyridin-2-yl]amino}benzonitrile;

2-{[6-(3-hydroxyphenyl)[1,2,4]triazolo[1,5-a]pyridin-2-yl]amino}benzonitrile;

2-{[6-(4-hydroxyphenyl)[1,2,4]triazolo[1,5-a]pyridin-2-yl]amino}benzonitrile;

20 2-{[6-(4-methoxy-3,5-dimethylphenyl)[1,2,4]triazolo[1,5-a]pyridin-2-yl]amino}benzonitrile;

2-{[6-(4-cyanophenyl)[1,2,4]triazolo[1,5-a]pyridin-2-yl]amino}benzonitrile;

25 2-{[6-(1H-indol-5-yl)[1,2,4]triazolo[1,5-a]pyridin-2-yl]amino}benzonitrile;

N-(4-{2-[(2-cyanophenyl)amino][1,2,4]triazolo[1,5-a]pyridin-6-yl}benzyl)acetamide;

30 N-(3-{2-[(2-cyanophenyl)amino][1,2,4]triazolo[1,5-a]pyridin-6-yl}benzyl)acetamide;

tert-butyl (4-{2-[(2-cyanophenyl)amino][1,2,4]triazolo[1,5-a]pyridin-6-yl}phenyl)carbamate;

5 2-{[6-(4-aminophenyl)[1,2,4]triazolo[1,5-a]pyridin-2-yl]amino}benzonitrile;

N-(4-{2-[(2-cyanophenyl)amino][1,2,4]triazolo[1,5-a]pyridin-6-yl}phenyl)acetamide;

10 tert-Butyl (4-{2-[(2-methoxyphenyl)amino][1,2,4]triazolo[1,5-a]pyridin-6-yl}phenyl)carbamate;

6-(4-aminophenyl)-N-(2-methoxyphenyl)[1,2,4]triazolo[1,5-a]pyridin-2-amine;

15 N-(4-{2-[(2-methoxyphenyl)amino][1,2,4]triazolo[1,5-a]pyridin-6-yl}phenyl)acetamide;

tert-butyl [4-(2-{[2-(trifluoromethyl)phenyl]amino}[1,2,4]triazolo[1,5-a]pyridin-6-yl)phenyl]carbamate;

20

6-(4-aminophenyl)-N-[2-(trifluoromethyl)phenyl][1,2,4]triazolo[1,5-a]pyridin-2-amine;

2-chloro-N-[4-(2-{[2-(trifluoromethyl)phenyl]amino}[1,2,4]triazolo[1,5-

25 a]pyridin-6-yl)phenyl]acetamide;

tert-butyl [4-(2-amino[1,2,4]triazolo[1,5-a]pyridin-6-yl)phenyl]carbamate;

2-{[6-(4-aminophenyl)[1,2,4]triazolo[1,5-a]pyridin-2-yl]amino}-4-

30 methylbenzonitrile;

tert-butyl (3-{2-[(2-methoxyphenyl)amino][1,2,4]triazolo[1,5-a]pyridin-6-yl}phenyl)carbamate;

6-(3-aminophenyl)-N-(2-methoxyphenyl)[1,2,4]triazolo[1,5-a]pyridin-2-amine;

5

N-(3-{2-[(2-methoxyphenyl)amino][1,2,4]triazolo[1,5-a]pyridin-6-yl}phenyl)methanesulfonamide;

1-(3-{2-[(2-methoxyphenyl)amino][1,2,4]triazolo[1,5-a]pyridin-6-yl}phenyl)-3-propan-2-ylurea;

10

ethyl 3-{2-[(2-cyanophenyl)amino][1,2,4]triazolo[1,5-a]pyridin-6-yl}benzoate;

3-{2-[(2-cyanophenyl)amino][1,2,4]triazolo[1,5-a]pyridin-6-yl}benzoic acid;

15

3-{2-[(2-cyanophenyl)amino][1,2,4]triazolo[1,5-a]pyridin-6-yl}-N-ethylbenzamide;

3-{2-[(2-cyanophenyl)amino][1,2,4]triazolo[1,5-a]pyridin-6-yl}-N-(propan-2-yl)benzamide;

20

tert-butyl 3-{2-[(2-methoxyphenyl)amino][1,2,4]triazolo[1,5-a]pyridin-6-yl}benzoate

25 3-{2-[(2-methoxyphenyl)amino][1,2,4]triazolo[1,5-a]pyridin-6-yl}benzoic acid;

4-{2-[(2-cyanophenyl)amino][1,2,4]triazolo[1,5-a]pyridin-6-yl}-N-(2,2,2-trifluoroethyl)benzamide;

4-{2-[(2-cyanophenyl)amino][1,2,4]triazolo[1,5-a]pyridin-6-yl}-N-(2,2-dimethylpropyl)benzamide;

tert-butyl 4-{2-[(2-cyanophenyl)amino][1,2,4]triazolo[1,5-a]pyridin-6-yl}benzoate;

4-{2-[(2-cyanophenyl)amino][1,2,4]triazolo[1,5-a]pyridin-6-yl}benzoic acid;

N-tert-butyl-4-{2-[(2-cyanophenyl)amino][1,2,4]triazolo[1,5-a]pyridin-6-yl}benzamide;

N-tert-butyl-3-methoxy-4-[(6-{4-[(2,2,2-trifluoroethyl)carbamoyl]phenyl}[1,2,4]triazolo[1,5-a]pyridin-2-yl)amino]benzamide;

N-ethyl-3-methoxy-4-[(6-{4-[(2,2,2-trifluoroethyl)carbamoyl]phenyl}[1,2,4]triazolo[1,5-a]pyridin-2-yl)amino]benzamide;

N-(2-ethoxyethyl)-3-methoxy-4-[(6-{4-[(2,2,2-trifluoroethyl)carbamoyl]phenyl}[1,2,4]triazolo[1,5-a]pyridin-2-yl)amino]benzamide;

N-(2-hydroxy-2-methylpropyl)-3-methoxy-4-[(6-{4-[(2,2,2-trifluoroethyl)carbamoyl]phenyl}[1,2,4]triazolo[1,5-a]pyridin-2-yl)amino]benzamide;

N-(1-hydroxy-2-methylpropan-2-yl)-3-methoxy-4-[(6-{4-[(2,2,2-trifluoroethyl)carbamoyl]phenyl}[1,2,4]triazolo[1,5-a]pyridin-2-yl)amino]benzamide;

2-fluoro-4-[2-({4-[(1-hydroxy-2-methylpropan-2-yl)carbamoyl]-2-methoxyphenyl}amino)[1,2,4]triazolo[1,5-a]pyridin-6-yl]-N-(2,2,2-trifluoroethyl)benzamide;

N-(2-hydroxyethyl)-3-methoxy-4-[(6-{4-[(2,2,2-trifluoroethyl)carbamoyl]phenyl}[1,2,4]triazolo[1,5-a]pyridin-2-yl)amino]benzamide;

3-methoxy-N-methyl-N-[2-(methylamino)ethyl]-4-[(6-{4-[(2,2,2-trifluoroethyl)carbamoyl]phenyl}[1,2,4]triazolo[1,5-a]pyridin-2-yl)amino]benzamide;

N-{2-[acetyl(methyl)amino]ethyl}-3-methoxy-N-methyl-4-[(6-{4-[(2,2,2-trifluoroethyl)carbamoyl]phenyl}[1,2,4]triazolo[1,5-a]pyridin-2-yl)amino]benzamide;

tert-butyl {2-[[3-methoxy-4-[(6-{4-[(2,2,2-trifluoroethyl)carbamoyl]phenyl}[1,2,4]triazolo[1,5-a]pyridin-2-yl)amino]benzoyl}(methyl)amino]ethyl}methylcarbamate;

N-(1-hydroxy-2-methylpropan-2-yl)-3-methoxy-4-[(6-{4-[(2-methylpropyl)carbamoyl]phenyl}[1,2,4]triazolo[1,5-a]pyridin-2-yl)amino]benzamide;

N-(1-hydroxy-2-methylpropan-2-yl)-3-methoxy-4-[(6-{4-[(3,3,3-trifluoropropyl)carbamoyl]phenyl}[1,2,4]triazolo[1,5-a]pyridin-2-yl)amino]benzamide;

4-[2-({4-[(1-hydroxy-2-methylpropan-2-yl)carbamoyl]-2-methoxyphenyl}amino)[1,2,4]triazolo[1,5-a]pyridin-6-yl]-2-methyl-N-(2,2,2-trifluoroethyl)benzamide;

N-(2-hydroxy-2-methylpropyl)-3-methoxy-4-[(6-{4-[(3,3,3-trifluoropropyl)carbamoyl]phenyl}[1,2,4]triazolo[1,5-a]pyridin-2-yl)amino]benzamide;

2-chloro-4-[2-({4-[(1-hydroxy-2-methylpropan-2-yl)carbamoyl]-2-methoxyphenyl}amino)[1,2,4]triazolo[1,5-a]pyridin-6-yl]-N-(2,2,2-trifluoroethyl)benzamide;

4-[(6-{4-[(2,2-dimethylpropyl)carbamoyl]phenyl}[1,2,4]triazolo[1,5-a]pyridin-2-yl)amino]-N,N-diethyl-3-methoxybenzamide;

3-ethoxy-N-(2-hydroxyethyl)-4-[(6-{4-[(2,2,2-trifluoroethyl)carbamoyl]phenyl}[1,2,4]triazolo[1,5-a]pyridin-2-yl)amino]benzamide;

3-ethoxy-N-(1-hydroxy-2-methylpropan-2-yl)-4-[(6-{4-[(2,2,2-trifluoroethyl)carbamoyl]phenyl}[1,2,4]triazolo[1,5-a]pyridin-2-yl)amino]benzamide;

N-tert-butyl-3-ethoxy-4-[(6-{4-[(2,2,2-trifluoroethyl)carbamoyl]phenyl}[1,2,4]triazolo[1,5-a]pyridin-2-yl)amino]benzamide;

3-ethoxy-N-ethyl-4-[(6-{4-[(2,2,2-trifluoroethyl)carbamoyl]phenyl}[1,2,4]triazolo[1,5-a]pyridin-2-yl)amino]benzamide;

3-ethoxy-N-(2-hydroxy-2-methylpropyl)-4-[(6-{4-[(2,2,2-trifluoroethyl)carbamoyl]phenyl}[1,2,4]triazolo[1,5-a]pyridin-2-yl)amino]benzamide;

3-ethoxy-N-(2-hydroxyethyl)-N-methyl-4-[(6-{4-[(2,2,2-trifluoroethyl)carbamoyl]phenyl}[1,2,4]triazolo[1,5-a]pyridin-2-yl)amino]benzamide;

3-ethoxy-N-(2-hydroxy-2-methylpropyl)-4-[(6-{4-[(3,3,3-trifluoropropyl)carbamoyl]phenyl}[1,2,4]triazolo[1,5-a]pyridin-2-yl)amino]benzamide;

3-ethoxy-N-(1-hydroxy-2-methylpropan-2-yl)-4-[(6-{4-[(2-methylpropyl)carbamoyl]phenyl}[1,2,4]triazolo[1,5-a]pyridin-2-yl)amino]benzamide;

3-ethoxy-N-(2-hydroxy-2-methylpropyl)-4-[(6-{4-[(2-methylpropyl)carbamoyl]phenyl}[1,2,4]triazolo[1,5-a]pyridin-2-yl)amino]benzamide;

N-tert-butyl-3-(2,2,2-trifluoroethoxy)-4-[(6-{4-[(2,2,2-trifluoroethyl)carbamoyl]phenyl}[1,2,4]triazolo[1,5-a]pyridin-2-yl)amino]benzamide;

N-(2-hydroxyethyl)-3-(2,2,2-trifluoroethoxy)-4-[(6-{4-[(2,2,2-trifluoroethyl)carbamoyl]phenyl}[1,2,4]triazolo[1,5-a]pyridin-2-yl)amino]benzamide;

N,N-diethyl-3-(2,2,2-trifluoroethoxy)-4-[(6-{4-[(2,2,2-trifluoroethyl)carbamoyl]phenyl}[1,2,4]triazolo[1,5-a]pyridin-2-yl)amino]benzamide;

4-{2-[(2-ethoxypyridin-3-yl)amino][1,2,4]triazolo[1,5-a]pyridin-6-yl}-N-(2,2,2-trifluoroethyl)benzamide;

4-(2-{[2-(2,2,2-trifluoroethoxy)pyridin-3-yl]amino}[1,2,4]triazolo[1,5-a]pyridin-6-yl)-N-(2,2,2-trifluoroethyl)benzamide;

N,N-diethyl-4-[(6-{4-[(2,2,2-trifluoroethyl)carbamoyl]phenyl}[1,2,4]triazolo[1,5-a]pyridin-2-yl)amino]benzamide;

3-{2-[(2-cyanophenyl)amino][1,2,4]triazolo[1,5-a]pyridin-6-yl}-N-[(2R)-3,3-dimethylbutan-2-yl]benzamide;

3-{2-[(2-cyanophenyl)amino][1,2,4]triazolo[1,5-a]pyridin-6-yl}-N-[(2R)-1,1,1-trifluoropropan-2-yl]benzamide;

3-{2-[(2-cyanophenyl)amino][1,2,4]triazolo[1,5-a]pyridin-6-yl}-N-(2,2-difluoropropyl)benzamide;

3-{2-[(2-cyanophenyl)amino][1,2,4]triazolo[1,5-a]pyridin-6-yl}-N-(2,2-dimethylpropyl)benzamide;

3-{2-[(2-cyanophenyl)amino][1,2,4]triazolo[1,5-a]pyridin-6-yl}-N-(2,2,3,3,3-pentafluoropropyl)benzamide;

3-{2-[(2-cyanophenyl)amino][1,2,4]triazolo[1,5-a]pyridin-6-yl}-N-(2,2,2-trifluoroethyl)benzamide;

N-tert-butyl-3-{2-[(2-cyanophenyl)amino][1,2,4]triazolo[1,5-a]pyridin-6-yl}benzamide;

3-{2-[(2-cyanophenyl)amino][1,2,4]triazolo[1,5-a]pyridin-6-yl}-N-(1-hydroxy-2-methylpropan-2-yl)benzamide;

3-{2-[(2-cyanophenyl)amino][1,2,4]triazolo[1,5-a]pyridin-6-yl}-N-[(2R)-3-methylbutan-2-yl]benzamide;

3-{2-[(2-cyanophenyl)amino][1,2,4]triazolo[1,5-a]pyridin-6-yl}-N-(3,3,3-trifluoropropyl)benzamide;

3-{2-[(2-cyanophenyl)amino][1,2,4]triazolo[1,5-a]pyridin-6-yl}-N-isobutylbenzamide;

3-{2-[(2-cyanophenyl)amino][1,2,4]triazolo[1,5-a]pyridin-6-yl}-N-(2,2-difluoroethyl)benzamide;

3-{2-[(2-cyanophenyl)amino][1,2,4]triazolo[1,5-a]pyridin-6-yl}-N-[(2S)-3-methylbutan-2-yl]benzamide;

3-{2-[(2-cyanophenyl)amino][1,2,4]triazolo[1,5-a]pyridin-6-yl}-N-propylbenzamide;

3-{2-[(2-cyanophenyl)amino][1,2,4]triazolo[1,5-a]pyridin-6-yl}-N-(2-methoxypropyl)benzamide;

3-{2-[(2-cyanophenyl)amino][1,2,4]triazolo[1,5-a]pyridin-6-yl}-N-(2-fluoroethyl)benzamide;

3-{2-[(2-cyanophenyl)amino][1,2,4]triazolo[1,5-a]pyridin-6-yl}-N-(3,3-dimethylbutyl)benzamide;

3-{2-[(2-cyanophenyl)amino][1,2,4]triazolo[1,5-a]pyridin-6-yl}-N-(2,2-dimethylpropyl)-5-fluorobenzamide;

3-{2-[(2-cyanophenyl)amino][1,2,4]triazolo[1,5-a]pyridin-6-yl}-N-[(2S)-3,3-dimethylbutan-2-yl]benzamide;

3-{2-[(2-cyanophenyl)amino][1,2,4]triazolo[1,5-a]pyridin-6-yl}-N-(2,2-dimethylpropyl)-2-fluorobenzamide;

3-{2-[(2-cyanophenyl)amino][1,2,4]triazolo[1,5-a]pyridin-6-yl}-5-fluoro-N-(2,2,2-trifluoroethyl)benzamide;

3-{2-[(2-cyanophenyl)amino][1,2,4]triazolo[1,5-a]pyridin-6-yl}-N-(2-methoxy-2-methylpropyl)benzamide;

3-{2-[(2-cyanophenyl)amino][1,2,4]triazolo[1,5-a]pyridin-6-yl}-2-fluoro-N-(2,2,2-trifluoroethyl)benzamide;

3-{2-[(2-cyanophenyl)amino][1,2,4]triazolo[1,5-a]pyridin-6-yl}-N-(2-hydroxy-2-methylpropyl)benzamide;

3-{2-[(2-cyanophenyl)amino][1,2,4]triazolo[1,5-a]pyridin-6-yl}-2-fluoro-N-(2,2,3,3,3-pentafluoropropyl)benzamide;

3-{2-[(2-cyanophenyl)amino][1,2,4]triazolo[1,5-a]pyridin-6-yl}-N-[(2S)-1,1,1-trifluoropropan-2-yl]benzamide;

N-tert-butyl-3-{2-[(2-cyanophenyl)amino][1,2,4]triazolo[1,5-a]pyridin-6-yl}-2-fluorobenzamide;

3-{2-[(2-cyanophenyl)amino][1,2,4]triazolo[1,5-a]pyridin-6-yl}-N-(2,2-difluoropropyl)-2-fluorobenzamide;

3-{2-[(2-cyanophenyl)amino][1,2,4]triazolo[1,5-a]pyridin-6-yl}-2-fluoro-N-(3,3,3-trifluoropropyl)benzamide;

3-{2-[(2-cyanophenyl)amino][1,2,4]triazolo[1,5-a]pyridin-6-yl}-N-(2-methoxyethyl)benzamide;

3-{2-[(2-cyanophenyl)amino][1,2,4]triazolo[1,5-a]pyridin-6-yl}-N-(2,2-difluoroethyl)-2-fluorobenzamide;

3-{2-[(2-cyanophenyl)amino][1,2,4]triazolo[1,5-a]pyridin-6-yl}-N-(2-hydroxyethyl)benzamide;

3-{2-[(2-cyanophenyl)amino][1,2,4]triazolo[1,5-a]pyridin-6-yl}-N-[(2S)-2-hydroxypropyl]benzamide;

3-{2-[(2-cyanophenyl)amino][1,2,4]triazolo[1,5-a]pyridin-6-yl}-2-fluoro-N-(2-fluoroethyl)benzamide;

5-{2-[(2-cyanophenyl)amino][1,2,4]triazolo[1,5-a]pyridin-6-yl}-2-fluorobenzoic acid;

3-{2-[(2-cyanophenyl)amino][1,2,4]triazolo[1,5-a]pyridin-6-yl}-5-fluorobenzoic acid;

ethyl 3-{2-[(2-cyanophenyl)amino][1,2,4]triazolo[1,5-a]pyridin-6-yl}-5-fluorobenzoate;

4-[(6-{3-[(2,2-dimethylpropyl)carbamoyl]phenyl}[1,2,4]triazolo[1,5-a]pyridin-2-yl)amino]-3-methoxy-N-methylbenzamide;

N-tert-butyl-3-methoxy-4-[(6-{3-[(2,2,2-trifluoroethyl)carbamoyl]phenyl}[1,2,4]triazolo[1,5-a]pyridin-2-yl)amino]benzamide;

4-[(6-{3-[(2,2-dimethylpropyl)carbamoyl]phenyl}[1,2,4]triazolo[1,5-a]pyridin-2-yl)amino]-3-methoxy-N-[2-(methylsulfonyl)ethyl]benzamide;

4-[(6-{3-[(2,2-dimethylpropyl)carbamoyl]phenyl}[1,2,4]triazolo[1,5-a]pyridin-2-yl)amino]-N-ethyl-3-methoxybenzamide;

3-methoxy-N-[2-(methylsulfonyl)ethyl]-4-[(6-{3-[(2,2,2-trifluoroethyl)carbamoyl]phenyl}[1,2,4]triazolo[1,5-a]pyridin-2-yl)amino]benzamide;

N-ethyl-3-methoxy-4-[(6-{3-[(2,2,2-trifluoroethyl)carbamoyl]phenyl}[1,2,4]triazolo[1,5-a]pyridin-2-yl)amino]benzamide;

N-tert-butyl-4-[(6-{3-[(2,2-dimethylpropyl)carbamoyl]phenyl}[1,2,4]triazolo[1,5-a]pyridin-2-yl)amino]-3-methoxybenzamide;

N-ethyl-3-methoxy-4-[(6-{3-[(2,2,3,3,3-pentafluoropropyl)carbamoyl]phenyl}[1,2,4]triazolo[1,5-a]pyridin-2-yl)amino]benzamide;

4-[(6-{3-[(2,2-dimethylpropyl)carbamoyl]phenyl}[1,2,4]triazolo[1,5-a]pyridin-2-yl)amino]-3-methoxy-N-(2,2,2-trifluoroethyl)benzamide;

4-[(6-{3-[(2,2-dimethylpropyl)carbamoyl]phenyl}[1,2,4]triazolo[1,5-a]pyridin-2-yl)amino]-3-ethoxy-N-[2-(methylsulfonyl)ethyl]benzamide;

3-ethoxy-N-[2-(methylsulfonyl)ethyl]-4-[(6-{3-[(2,2,2-trifluoroethyl)carbamoyl]phenyl}[1,2,4]triazolo[1,5-a]pyridin-2-yl)amino]benzamide;

4-[(6-{3-[(2,2-dimethylpropyl)carbamoyl]phenyl}[1,2,4]triazolo[1,5-a]pyridin-2-yl)amino]-3-ethoxy-N-ethylbenzamide;

3-ethoxy-N-ethyl-4-[(6-{3-[(2,2,2-trifluoroethyl)carbamoyl]phenyl}[1,2,4]triazolo[1,5-a]pyridin-2-yl)amino]benzamide;

N-tert-butyl-4-[(6-{3-[(2,2-dimethylpropyl)carbamoyl]phenyl}[1,2,4]triazolo[1,5-a]pyridin-2-yl)amino]-3-ethoxybenzamide;

N-tert-butyl-3-ethoxy-4-[(6-{3-[(2,2,2-trifluoroethyl)carbamoyl]phenyl}[1,2,4]triazolo[1,5-a]pyridin-2-yl)amino]benzamide;

4-[(6-{3-[(2,2-dimethylpropyl)carbamoyl]phenyl}[1,2,4]triazolo[1,5-a]pyridin-2-yl)amino]-N-(2-hydroxyethyl)-3-(2,2,2-trifluoroethoxy)benzamide;

4-[(6-{3-[(2,2-dimethylpropyl)carbamoyl]phenyl}[1,2,4]triazolo[1,5-a]pyridin-2-yl)amino]-N-(1-hydroxy-2-methylpropan-2-yl)-3-(2,2,2-trifluoroethoxy)benzamide;

N-(2-hydroxyethyl)-3-(2,2,2-trifluoroethoxy)-4-[(6-{3-[(2,2,2-trifluoroethyl)carbamoyl]phenyl}[1,2,4]triazolo[1,5-a]pyridin-2-yl)amino]benzamide;

N-(1-hydroxy-2-methylpropan-2-yl)-3-(2,2,2-trifluoroethoxy)-4-[(6-{3-[(2,2,2-trifluoroethyl)carbamoyl]phenyl}[1,2,4]triazolo[1,5-a]pyridin-2-yl)amino]benzamide;

4-[(6-{3-[(2,2-dimethylpropyl)carbamoyl]phenyl}[1,2,4]triazolo[1,5-a]pyridin-2-yl)amino]-N-(2-hydroxy-2-methylpropyl)-3-(2,2,2-trifluoroethoxy)benzamide;

N-(2-hydroxy-2-methylpropyl)-3-(2,2,2-trifluoroethoxy)-4-[(6-{3-[(2,2,2-trifluoroethyl)carbamoyl]phenyl}[1,2,4]triazolo[1,5-a]pyridin-2-yl)amino]benzamide;

3-{2-[(2-cyanophenyl)amino][1,2,4]triazolo[1,5-a]pyridin-6-yl}-N-methylbenzenesulfonamide;

3-{2-[(2-cyano-3-fluorophenyl)amino][1,2,4]triazolo[1,5-a]pyridin-6-yl}-N-methylbenzenesulfonamide;

N-(4-{2-[(2-cyanophenyl)amino][1,2,4]triazolo[1,5-a]pyridin-6-yl}phenyl)-3,3,3-trifluoropropanamide;

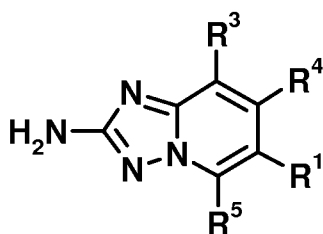
N-(4-{2-[(2-cyanophenyl)amino][1,2,4]triazolo[1,5-a]pyridin-6-yl}phenyl)-3,3-dimethylbutanamide;

N-(4-{2-[(2-cyanophenyl)amino][1,2,4]triazolo[1,5-a]pyridin-6-yl}phenyl)-4,4-dimethylpentanamide

and

N-tert-butyl-3-methoxy-4-[(6-{4-[(3,3,3-trifluoropropanoyl)amino]phenyl}[1,2,4]triazolo[1,5-a]pyridin-2-yl)amino]benzamide.

6. A method of preparing a compound of general formula (I) according to any one of claims 1 to 5, in which method an intermediate compound of general formula (5) :



5

(5)

in which R¹, R³, R⁴, and R⁵ are as defined for the compound of general formula (I) in any one of claims 1 to 5,

is allowed to react with an aryl halide of general formula (5a) :

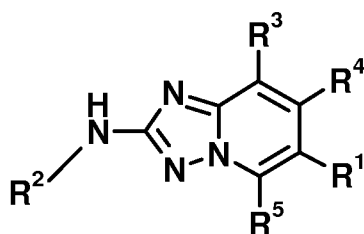
10

R²-Y

(5a)

15 in which R² is as defined for the compound of general formula (I) in any one of claims 1 to 5 and Y represents a leaving group, such as a halogen atom or a trifluoromethylsulphonyloxy or nonafluorobutylsulphonyloxy group for example,

thus providing a compound of general formula (I) :



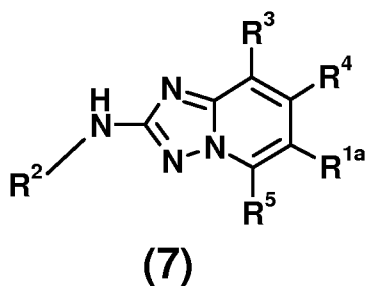
20

(I)

in which R^1 , R^2 , R^3 , R^4 , and R^5 are as defined for the compound of general formula (I) in any one of claims 1 to 5.

5

7. A method of preparing a compound of general formula (I) according to any one of claims 1 to 5, in which method an intermediate compound of general formula (7) :



10

in which R^2 , R^3 , R^4 , and R^5 are as defined for the compound of general formula (I) in any one of claims 1 to 5, and R^{1a} is an aryl group to which an $-NH_2$ substituent is bound,

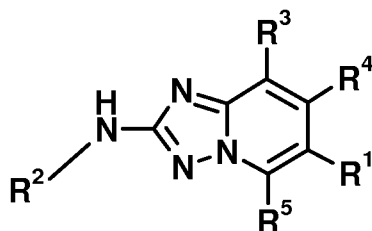
15 is allowed to react with a compound of general formula :



(7a)

20 in which R^{1b} is $-C(=O)R^6$, $-C(=O)NR^6R^7$, $-S(=O)R^6$, $-S(=O)_2R^6$, and X is a suitable functional group via which the R^{1b} of the $R^{1b}-X$ compound (7a) can be coupled, via a coupling reaction, such as an amide coupling reaction for example, onto the $-NH_2$ substituent bound to the aryl group R^{1a} of compound (7), thereby replacing said X with said R^{1a} ,

25 thus providing a compound of general formula (I) :



(I)

in which R¹, R², R³, R⁴, and R⁵ are as defined for the compound of general
5 formula (I) in any one of claims 1 to 5.

8. A compound of general formula (I), or a stereoisomer, a tautomer, an N-oxide, a hydrate, a solvate, or a salt thereof, particularly a pharmaceutically acceptable salt thereof, or a mixture of same, according to any one of claims 1
10 to 5, for use in the treatment or prophylaxis of a disease.

9. A pharmaceutical composition comprising a compound of general formula (I), or a stereoisomer, a tautomer, an N-oxide, a hydrate, a solvate, or a salt thereof, particularly a pharmaceutically acceptable salt thereof, or a mixture
15 of same, according to any one of claims 1 to 5, and a pharmaceutically acceptable diluent or carrier.

10. A pharmaceutical combination comprising :
- one or more compounds of general formula (I), or a stereoisomer, a
20 tautomer, an N-oxide, a hydrate, a solvate, or a salt thereof, particularly a pharmaceutically acceptable salt thereof, or a mixture of same, according to any one of claims 1 to 5 ;
and
- one or more agents selected from : a taxane, such as Docetaxel, Paclitaxel,
25 or Taxol; an epothilone, such as Ixabepilone, Patupilone, or Sagopilone;
Mitoxantrone; Prednisolone; Dexamethasone; Estramustin; Vinblastin;
Vincristin; Doxorubicin; Adriamycin; Idarubicin; Daunorubicin; Bleomycin;

Etoposide; Cyclophosphamide; Ifosfamide; Procarbazine; Melphalan; 5-Fluorouracil; Capecitabine; Fludarabine; Cytarabine; Ara-C; 2-Chloro-2'-deoxyadenosine; Thioguanine; an anti-androgen, such as Flutamide, Cyproterone acetate, or Bicalutamide; Bortezomib; a platinum derivative, such as Cisplatin, or Carboplatin; Chlorambucil; Methotrexate; and Rituximab.

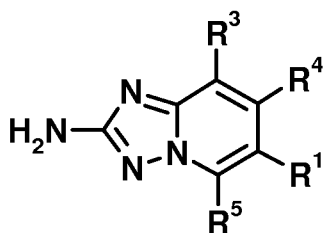
11. Use of a compound of general formula (I), or a stereoisomer, a tautomer, an N-oxide, a hydrate, a solvate, or a salt thereof, particularly a pharmaceutically acceptable salt thereof, or a mixture of same, according to any one of claims 1 to 5, for the prophylaxis or treatment of a disease.

12. Use of a compound of general formula (I), or a stereoisomer, a tautomer, an N-oxide, a hydrate, a solvate, or a salt thereof, particularly a pharmaceutically acceptable salt thereof, or a mixture of same, according to any one of claims 1 to 5, for the preparation of a medicament for the prophylaxis or treatment of a disease.

13. Use according to claim 11 or 12, wherein said disease is a disease of uncontrolled cell growth, proliferation and/or survival, an inappropriate cellular immune response, or an inappropriate cellular inflammatory response, particularly in which the uncontrolled cell growth, proliferation and/or survival, inappropriate cellular immune response, or inappropriate cellular inflammatory response is mediated by Mps-1, more particularly in which the disease of uncontrolled cell growth, proliferation and/or survival, inappropriate cellular immune response, or inappropriate cellular inflammatory response is a haematological tumour, a solid tumour and/or metastases thereof, *e.g.* leukaemias and myelodysplastic syndrome, malignant lymphomas, head and neck tumours including brain tumours and brain metastases, tumours of the thorax including non-small cell and small cell lung tumours, gastrointestinal tumours, endocrine tumours, mammary and other

gynaecological tumours, urological tumours including renal, bladder and prostate tumours, skin tumours, and sarcomas, and/or metastases thereof.

14. A compound of general formula (5) :



5

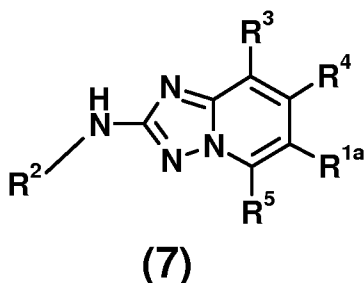
(5)

in which R^1 , R^3 , R^4 , and R^5 are as defined for the compound of general formula (I) in any one of claims 1 to 5,

or a stereoisomer, a tautomer, an N-oxide, a hydrate, a solvate, or a salt

10 thereof, or a mixture of same.

15. A compound of general formula (7) :



15

in which R^2 , R^3 , R^4 , and R^5 are as defined for the compound of general formula (I) in any one of claims 1 to 5, and R^{1a} is an aryl group to which an $-NH_2$ substituent is bound.

20 16. Use of a compound of general formula (5) according to claim 14 for the preparation of a compound of general formula (I) according to any one of claims 1 to 5.

17. Use of a compound of general formula (7) according to claim 15 for the preparation of a compound of general formula (I) according to any one of claims 1 to 5.

INTERNATIONAL SEARCH REPORT

International application No
PCT/EP2010/068298

A. CLASSIFICATION OF SUBJECT MATTER
INV. C07D471/04 A61K31/437 A61P35/00
ADD.

According to International Patent Classification (IPC) or to both national classification and IPC

B. FIELDS SEARCHED

Minimum documentation searched (classification system followed by classification symbols)
C07D

Documentation searched other than minimum documentation to the extent that such documents are included in the fields searched

Electronic data base consulted during the international search (name of data base and, where practical, search terms used)

EPO-Internal, BEILSTEIN Data, CHEM ABS Data

C. DOCUMENTS CONSIDERED TO BE RELEVANT

Category*	Citation of document, with indication, where appropriate, of the relevant passages	Relevant to claim No.
X	WO 2009/068482 A1 (CELLZOME LTD [GB]; RAMSDEN NIGEL [GB]; BELL KATHRYN [GB]; CANSFIELD AN) 4 June 2009 (2009-06-04) pages 49-54,57 pages 63,64,66; claim 1 pages 67,71-79 pages 82-86,89 pages 92-102	14
X	WO 2008/025821 A1 (CELLZOME UK LTD [GB]; WILSON FRANCIS [GB]; RAMSDEN NIGEL [GB]; BELL KA) 6 March 2008 (2008-03-06) cited in the application 6-(3,4-dimethoxyphenyl)-[1,2,4]triazolo[1, 5-a]pyridin-2-amine on page 69 ----- -/--	14

☒ Further documents are listed in the continuation of Box C.

☒ See patent family annex.

* Special categories of cited documents :

"A" document defining the general state of the art which is not considered to be of particular relevance

"E" earlier document but published on or after the international filing date

"L" document which may throw doubts on priority claim(s) or which is cited to establish the publication date of another citation or other special reason (as specified)

"O" document referring to an oral disclosure, use, exhibition or other means

"P" document published prior to the international filing date but later than the priority date claimed

"T" later document published after the international filing date or priority date and not in conflict with the application but cited to understand the principle or theory underlying the invention

"X" document of particular relevance; the claimed invention cannot be considered novel or cannot be considered to involve an inventive step when the document is taken alone

"Y" document of particular relevance; the claimed invention cannot be considered to involve an inventive step when the document is combined with one or more other such documents, such combination being obvious to a person skilled in the art.

"&" document member of the same patent family

Date of the actual completion of the international search

18 January 2011

Date of mailing of the international search report

31/01/2011

Name and mailing address of the ISA/

European Patent Office, P.B. 5818 Patentlaan 2
NL - 2280 HV Rijswijk
Tel. (+31-70) 340-2040,
Fax: (+31-70) 340-3016

Authorized officer

Grassi, Damian

INTERNATIONAL SEARCH REPORT

International application No
PCT/EP2010/068298

C(Continuation). DOCUMENTS CONSIDERED TO BE RELEVANT

Category*	Citation of document, with indication, where appropriate, of the relevant passages	Relevant to claim No.
X	DATABASE REGISTRY [Online] CHEMICAL ABSTRACTS SERVICE, COLUMBUS, OHIO, US; 24 June 2009 (2009-06-24), XP002574925, retrieved from STN Database accession no. 1159883-12-1 compounds 1159883-12-1 -----	14
X	DATABASE REGISTRY [Online] CHEMICAL ABSTRACTS SERVICE, COLUMBUS, OHIO, US; 24 June 2009 (2009-06-24), XP002574926, retrieved from STN Database accession no. 1159883-11-0 compounds 1159883-11-0 -----	14
X	DATABASE REGISTRY [Online] CHEMICAL ABSTRACTS SERVICE, COLUMBUS, OHIO, US; 24 June 2009 (2009-06-24), XP002574927, retrieved from STN Database accession no. 1159883-09-6 compounds 1159883-09-6 -----	14
X	DATABASE REGISTRY [Online] CHEMICAL ABSTRACTS SERVICE, COLUMBUS, OHIO, US; 24 June 2009 (2009-06-24), XP002574929, retrieved from STN Database accession no. 1159883-08-5 compounds 1159883-08-5 -----	14
X	DATABASE REGISTRY [Online] CHEMICAL ABSTRACTS SERVICE, COLUMBUS, OHIO, US; 24 June 2009 (2009-06-24), XP002574930, retrieved from STN Database accession no. 1159883-06-3 compounds 1159883-06-3 -----	14
X	DATABASE REGISTRY [Online] CHEMICAL ABSTRACTS SERVICE, COLUMBUS, OHIO, US; 24 June 2009 (2009-06-24), XP002574931, retrieved from STN Database accession no. 1159883-04-1 compounds 1159883-04-1 ----- -/--	14

INTERNATIONAL SEARCH REPORT

International application No
PCT/EP2010/068298

C(Continuation). DOCUMENTS CONSIDERED TO BE RELEVANT

Category*	Citation of document, with indication, where appropriate, of the relevant passages	Relevant to claim No.
X	DATABASE REGISTRY [Online] CHEMICAL ABSTRACTS SERVICE, COLUMBUS, OHIO, US; 24 June 2009 (2009-06-24), XP002574932, retrieved from STN Database accession no. 1159883-02-9 compounds 1159883-02-9 -----	14
X	DATABASE REGISTRY [Online] CHEMICAL ABSTRACTS SERVICE, COLUMBUS, OHIO, US; 24 June 2009 (2009-06-24), XP002574933, retrieved from STN Database accession no. 1159882-99-1 compounds 1159882-99-1 -----	14
X	DATABASE REGISTRY [Online] CHEMICAL ABSTRACTS SERVICE, COLUMBUS, OHIO, US; 24 June 2009 (2009-06-24), XP002574934, retrieved from STN Database accession no. 1159882-98-0 compounds 1159882-98-0 -----	14
X	DATABASE REGISTRY [Online] CHEMICAL ABSTRACTS SERVICE, COLUMBUS, OHIO, US; 24 June 2009 (2009-06-24), XP002574935, retrieved from STN Database accession no. 1159882-97-9 compounds 1159882-97-9 -----	14
X	EAST S P ET AL: "DNA gyrase (GyrB)/topoisomerase IV (ParE) inhibitors: Synthesis and antibacterial activity", BIOORGANIC & MEDICINAL CHEMISTRY LETTERS, PERGAMON, ELSEVIER SCIENCE, GB, vol. 19, no. 3, 1 February 2009 (2009-02-01), pages 894-899, XP025893593, ISSN: 0960-894X, DOI: DOI:10.1016/J.BMCL.2008.11.102 [retrieved on 2008-12-03] Precursor of compound 5; page 895, left-hand column -----	14
A	WO 2009/024824 A1 (ASTRAZENECA AB [SE]; ASTRAZENECA UK LTD [GB]; ANDREWS DAVID MICHAEL [G] 26 February 2009 (2009-02-26) the whole document -----	1-17
	----- -/--	

INTERNATIONAL SEARCH REPORT

International application No
PCT/EP2010/068298

C(Continuation). DOCUMENTS CONSIDERED TO BE RELEVANT

Category*	Citation of document, with indication, where appropriate, of the relevant passages	Relevant to claim No.
A	WO 2009/010530 A1 (NOVARTIS AG [CH]; LEGRAND DARREN MARK [GB]; BRUCE IAN [GB]; DALE JAMES) 22 January 2009 (2009-01-22) examples 3-7 to 3-9 on page 66 -----	1-17
A	DORER R K ET AL: "A Small-Molecule Inhibitor of Mps1 Blocks the Spindle-Checkpoint Response to a Lack of Tension on Mitotic Chromosomes", CURRENT BIOLOGY, CURRENT SCIENCE, GB, vol. 15, no. 11, 7 June 2005 (2005-06-07), pages 1070-1076, XP025346404, ISSN: 0960-9822 [retrieved on 2005-06-07] cited in the application the whole document -----	1-17
X,P	WO 2010/092015 A1 (CELLZOME LTD [GB]; RAMSDEN NIGEL [GB]; BELL KATHRYN [GB]; TAYLOR JESS) 19 August 2010 (2010-08-19) pages 50-51 -----	14
X,P	WO 2010/092041 A1 (FOVEA PHARMACEUTICALS SA [FR]; LERICHE CAROLINE [FR]; AUCLAIR ERIC [FR] 19 August 2010 (2010-08-19) intermediates 1 and 2; pages 20,21 page 39; compound II -----	14

INTERNATIONAL SEARCH REPORT

Information on patent family members

International application No

PCT/EP2010/068298

Patent document cited in search report	Publication date	Patent family member(s)	Publication date
WO 2009068482 A1	04-06-2009	AU 2008328882 A1 CA 2706578 A1 EP 2222674 A1 KR 20100086492 A	04-06-2009 04-06-2009 01-09-2010 30-07-2010
WO 2008025821 A1	06-03-2008	AU 2007291190 A1 CA 2662074 A1 EP 2057158 A1 JP 2010501633 T US 2010227800 A1	06-03-2008 06-03-2008 13-05-2009 21-01-2010 09-09-2010
WO 2009024824 A1	26-02-2009	AU 2008290330 A1 CA 2696200 A1 CR 11295 A EA 201000341 A1 EC SP100034 A EP 2212326 A1 JP 2010536841 T KR 20100057650 A SV 2010003491 A	26-02-2009 26-02-2009 28-05-2010 29-10-2010 30-04-2010 04-08-2010 02-12-2010 31-05-2010 06-07-2010
WO 2009010530 A1	22-01-2009	AR 067562 A1 AU 2008277628 A1 CA 2693232 A1 CN 101801966 A EA 201000130 A1 EP 2178868 A1 JP 2010533680 T KR 20100049073 A PE 04922009 A1 US 2010197682 A1	14-10-2009 22-01-2009 22-01-2009 11-08-2010 30-08-2010 28-04-2010 28-10-2010 11-05-2010 27-05-2009 05-08-2010
WO 2010092015 A1	19-08-2010	NONE	
WO 2010092041 A1	19-08-2010	NONE	