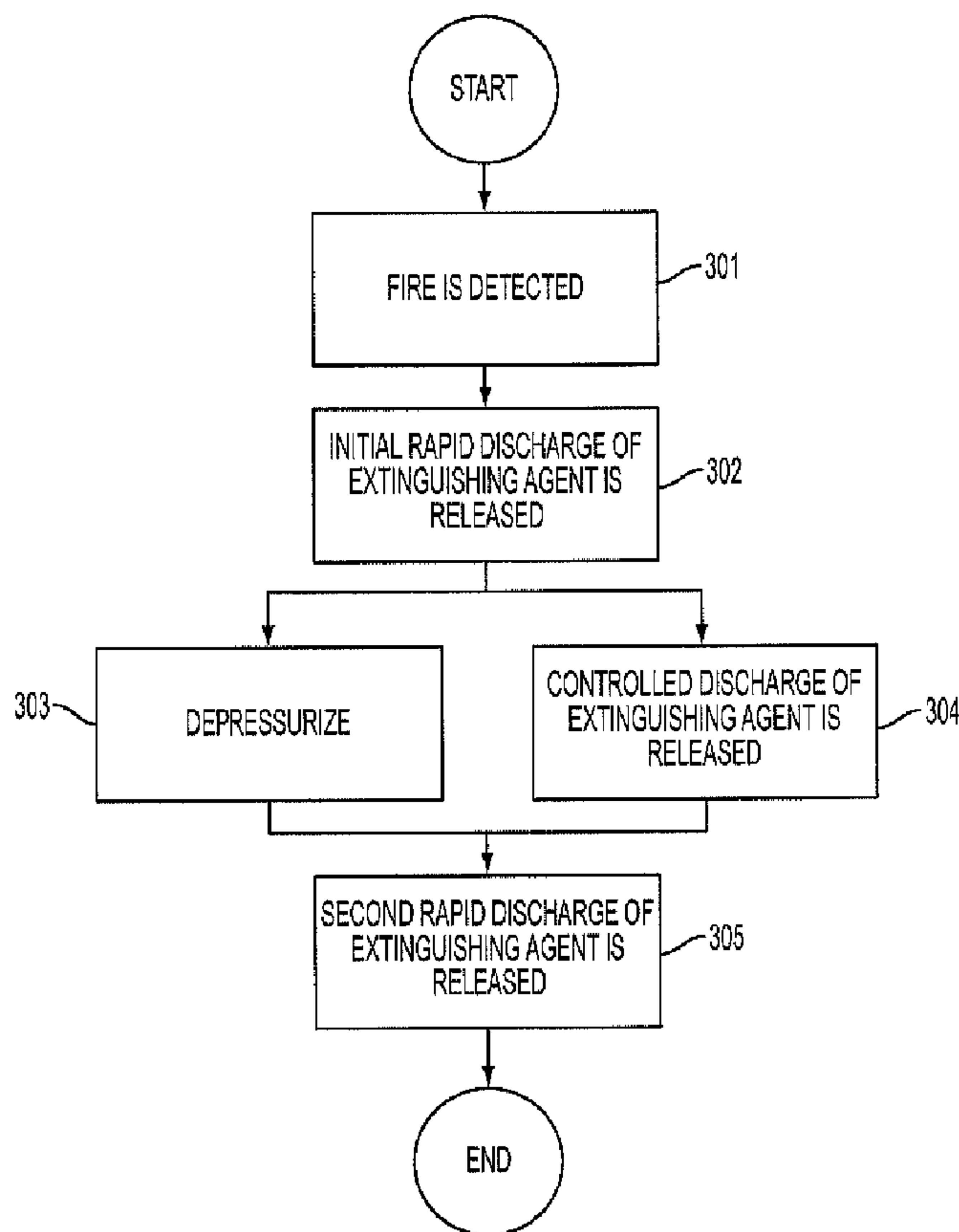




(86) Date de dépôt PCT/PCT Filing Date: 2012/05/01
 (87) Date publication PCT/PCT Publication Date: 2012/12/20
 (45) Date de délivrance/Issue Date: 2015/04/21
 (85) Entrée phase nationale/National Entry: 2013/10/28
 (86) N° demande PCT/PCT Application No.: US 2012/035928
 (87) N° publication PCT/PCT Publication No.: 2012/173708
 (30) Priorité/Priority: 2011/06/17 (US61/498,018)

(51) Cl.Int./Int.Cl. *A62C 3/08* (2006.01),
A62C 37/00 (2006.01)
 (72) Inventeur/Inventor:
RANSOM, JOHN H., JR., US
 (73) Propriétaire/Owner:
UNITED PARCEL SERVICE OF AMERICA, INC., US
 (74) Agent: RIDOUT & MAYBEE LLP

(54) Titre : ELIMINER UN INCENDIE DANS UN CONTENEUR
 (54) Title: SUPPRESSING A FIRE CONDITION IN A CARGO CONTAINER



(57) **Abrégé/Abstract:**

Various concepts are provided for suppressing a fire condition in an aircraft. In one embodiment, the presence of a fire condition in an aircraft is detected. After such a detection, extinguishing agents can be dispensed and/or certain areas of the aircraft can be depressurized.

(12) INTERNATIONAL APPLICATION PUBLISHED UNDER THE PATENT COOPERATION TREATY (PCT)

(19) World Intellectual Property
Organization
International Bureau(43) International Publication Date
20 December 2012 (20.12.2012)

WIPO | PCT

(10) International Publication Number
WO 2012/173708 A3

- (51) International Patent Classification:
A62C 3/08 (2006.01)
- (21) International Application Number:
PCT/US2012/035928
- (22) International Filing Date:
1 May 2012 (01.05.2012)
- (25) Filing Language: English
- (26) Publication Language: English
- (30) Priority Data:
61/498,018 17 June 2011 (17.06.2011) US
- (71) Applicant (for all designated States except US): UNITED
PARCEL SERVICE OF AMERICA, INC. [US/US]; 55
Glenlake Parkway, N.E., Atlanta, GA 30328 (US).
- (72) Inventor: RANSOM, John, H., Jr.; 1504 Cowdrey Park
Lane, Louisville, KY 40245 (US).
- (74) Agents: BALTICH, Dane, A. et al.; Alston & Bird LLP,
Bank of America Plaza, 101 South Tryon Street, Suite
4000, Charlotte, NC 28280-4000 (US).
- (81) Designated States (unless otherwise indicated, for every
kind of national protection available): AE, AG, AL, AM,
AO, AT, AU, AZ, BA, BB, BG, BH, BR, BW, BY, BZ,
CA, CH, CL, CN, CO, CR, CU, CZ, DE, DK, DM, DO,
DZ, EC, EE, EG, ES, FI, GB, GD, GE, GH, GM, GT, HN,
HR, HU, ID, IL, IN, IS, JP, KE, KG, KM, KN, KP, KR,
KZ, LA, LC, LK, LR, LS, LT, LU, LY, MA, MD, ME,
MG, MK, MN, MW, MX, MY, MZ, NA, NG, NI, NO, NZ,
OM, PE, PG, PH, PL, PT, QA, RO, RS, RU, RW, SC, SD,
SE, SG, SK, SL, SM, ST, SV, SY, TH, TJ, TM, TN, TR,
TT, TZ, UA, UG, UZ, VC, VN, ZA, ZM, ZW.

[Continued on next page]

(54) Title: SUPPRESSING A FIRE CONDITION IN A CARGO CONTAINER

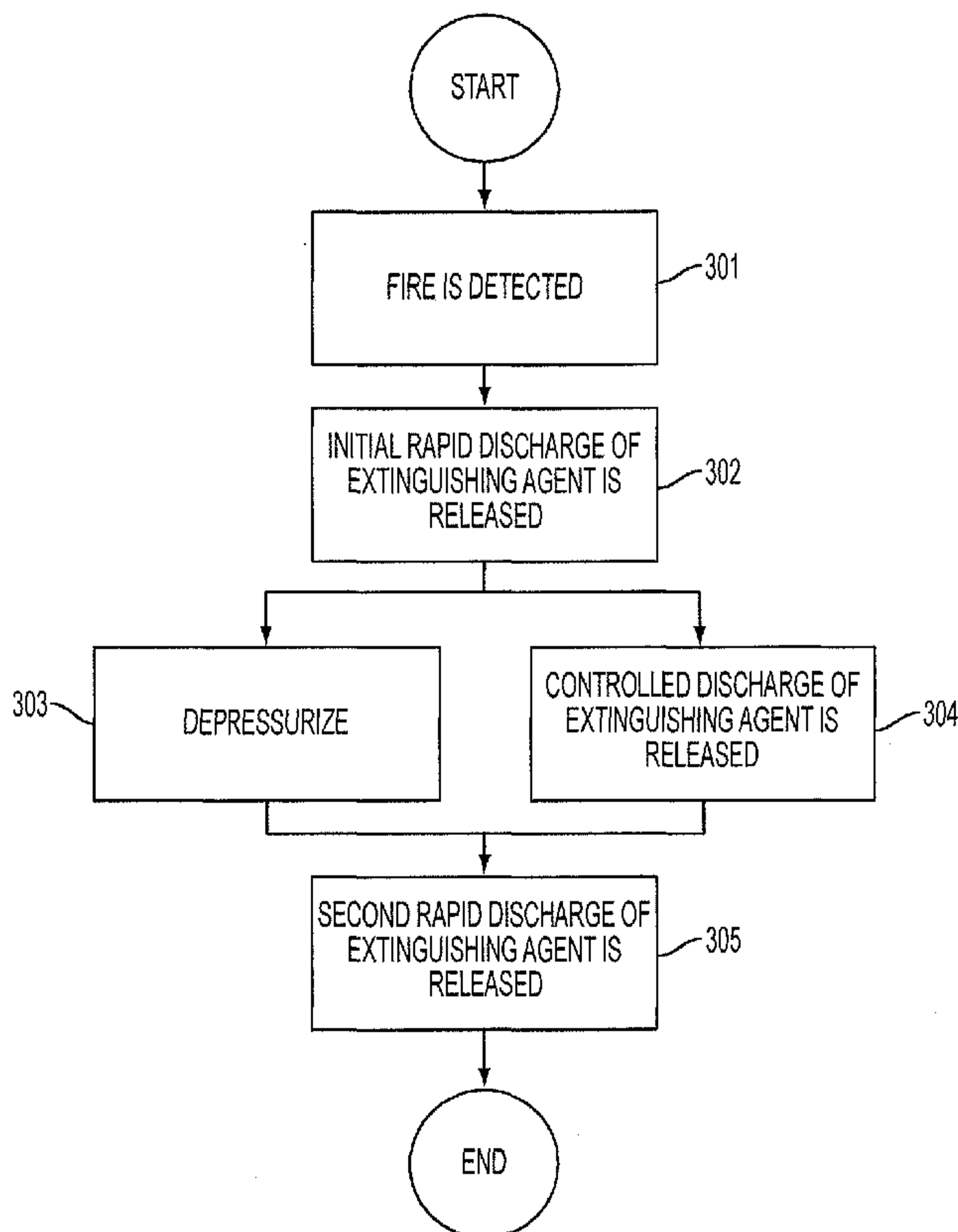


FIG. 3

(57) Abstract: Various concepts are provided for suppressing a fire condition in an aircraft. In one embodiment, the presence of a fire condition in an aircraft is detected. After such a detection, extinguishing agents can be dispensed and/or certain areas of the aircraft can be depressurized.

WO 2012/173708 A3

WO 2012/173708 A3

(84) Designated States (*unless otherwise indicated, for every kind of regional protection available*): ARIPO (BW, GH, GM, KE, LR, LS, MW, MZ, NA, RW, SD, SL, SZ, TZ, UG, ZM, ZW), Eurasian (AM, AZ, BY, KG, KZ, RU, TJ, TM), European (AL, AT, BE, BG, CH, CY, CZ, DE, DK, EE, ES, FI, FR, GB, GR, HR, HU, IE, IS, IT, LT, LU, LV, MC, MK, MT, NL, NO, PL, PT, RO, RS, SE, SI, SK, SM, TR), OAPI (BF, BJ, CF, CG, CI, CM, GA, GN, GQ, GW, ML, MR, NE, SN, TD, TG).

Published:

- *with international search report (Art. 21(3))*
- *before the expiration of the time limit for amending the claims and to be republished in the event of receipt of amendments (Rule 48.2(h))*

(88) Date of publication of the international search report:

30 May 2013

SUPPRESSING A FIRE CONDITION IN A CARGO CONTAINER

BACKGROUND

One of the most hazardous situations a flight crew can face is a fire while the aircraft is airborne. Without aggressive intervention by the flight crew and/or fire-suppression system installed on the aircraft, an onboard fire during flight can lead to a catastrophic loss of the aircraft within a very short time.

Today, some aircraft compartments have fire-suppression systems to deal with a fire that may occur in one or more of the compartments. Such fire-suppression systems typically disperse an extinguishing agent (e.g., liquefied gas) such as Halon 1211, Halon 1301, or combination thereof to suppress the fire. In many instances, the systems are configured to release a rapid discharge of the extinguishing agent to provide a high concentration level of the agent in order to achieve a fast flame knockdown. For example, the rapid discharge may be achieved by releasing the entire contents of one or more pressurized containers (e.g., bottles) of the agent into the compartments.

Further, in particular instances, many systems are configured to follow the rapid discharge with a maintained concentration of an extinguishing agent at some reduced level in the container area in order to sustain fire suppression. For example, the concentration of the extinguishing agent may be maintained in the compartment or cargo container by providing a substantially continuous, regulated flow of the agent from one or more pressurized containers over a period of time.

Another tactic typically employed if a fire is detected in an aircraft during flight is to land the aircraft as-soon-as-possible. Thus, when the aircraft descends, the cargo containers of the aircraft normally undergo a repressurization. In addition, the containers may also experience an increase in leakage. In many instances, the repressurization and increased leakage may cause additional air to be presented into the container and as a result, the concentration of the extinguishing agent may decrease as the aircraft descends. Therefore, many fire-suppression systems may compensate for the decrease in concentration during descent by maintaining a higher concentration of the agent in the container during cruise before the descent of the aircraft. For instance, the fire-suppression systems may discharge a second high concentration level of the agent into the cargo container as the aircraft begins its descent.

Thus, in instances in which the system provides the multiple discharges of suppression agent, the conventional fire-suppression system must contain enough extinguishing agent to provide the initial rapid discharge, to maintain the concentration during the flight time, and to provide an optional second rapid discharge upon the aircraft beginning its descent. Therefore, a drawback to many conventional fire-suppression systems is that such systems must carry hundreds of pounds of extinguishing agent(s) on each flight to ensure that the fire-suppression systems will have enough agent to meet the concentration level requirements at all times in the event a fire condition occurs in one or more of the cargo containers of the aircraft. The weight of the agent negatively impacts the aircraft's fuel efficiency. Therefore, a need exists in the art for improved systems and methods that require aircraft to carry less extinguishing agent during a flight and still ensure adequate fire-suppression capabilities. Further, a need exists in the art for improved suppression agents that may improve upon the fire suppression capabilities of traditional fire suppression agents.

15

BRIEF SUMMARY

In general, embodiments of the present invention provide aspects for fire suppression aboard an aircraft.

In accordance with one aspect, a method for suppressing a fire condition in an aircraft is provided. In one embodiment, the method comprises (1) detecting a presence of a fire condition in one or more areas of an aircraft; (2) after detecting the presence of the fire condition in the one or more areas of the aircraft, depressurizing the one or more areas of the aircraft; and (3) after depressurizing the one or more areas of the aircraft, releasing a first discharge of an extinguishing agent in the one or more areas of the aircraft.

25

In accordance with another aspect, a method for suppressing a fire condition in an aircraft is provided. In one embodiment, the method comprises (1) detecting a presence of a fire condition in one or more areas of an aircraft; (2) after detecting the presence of the fire condition in the one or more areas of the aircraft, releasing a first discharge of an extinguishing agent in the one or more areas of the aircraft; (3) depressurizing the one or more areas of the aircraft; and (4) after depressurizing the one or more areas of the aircraft, releasing a second discharge of the extinguishing agent in the one or more areas of the aircraft.

30

In accordance with yet another aspect, a method for suppressing a fire condition in an aircraft is provided. In one embodiment, the method comprises (1) detecting a presence of a fire condition in one or more areas of an aircraft; (2) after detecting the presence of the fire condition in the one or more areas of the aircraft, releasing a first discharge of an extinguishing agent in the one or more areas of the aircraft; and (3) after releasing the first discharge of the extinguishing agent (a) releasing a second discharge of the extinguishing agent in the one or more areas of the aircraft and (b) depressurizing the one or more areas of the aircraft.

In accordance with one aspect, a cargo container for suppressing a fire condition in an aircraft is provided. In one embodiment, the cargo container may comprise one or more fire detectors adapted to detect fire conditions and one or more containers adapted to release an extinguishing agent. The cargo container may be adapted to (1) detect a presence of a fire condition in the cargo container aboard an aircraft, wherein at least one area of the aircraft is depressurized after detecting the presence of the fire condition; and (2) after the at least one area of the aircraft is depressurized, release a first discharge of an extinguishing agent in the cargo container.

In accordance with another aspect, a cargo container for suppressing a fire condition in an aircraft is provided. In one embodiment, the cargo container may comprise one or more fire detectors adapted to detect fire conditions and one or more containers adapted to release an extinguishing agent. The cargo container may be adapted to (1) detect a presence of a fire condition in the cargo container aboard an aircraft; (2) after detecting the presence of the fire condition in the cargo container aboard the aircraft, release a first discharge of an extinguishing agent in the one or more areas of the aircraft; and (3) after at least one area of the aircraft is depressurized in response to detecting the presence of the fire condition, release a second discharge of the extinguishing agent in the one or more areas of the aircraft.

In accordance with still another aspect, a cargo container for suppressing a fire condition in an aircraft is provided. In one embodiment, the cargo container may comprise one or more fire detectors adapted to detect fire conditions and one or more containers adapted to release an extinguishing agent. The cargo container may be adapted to (1) detect a presence of a fire condition in the cargo container aboard an aircraft; (2) after detecting the presence of the fire condition in the cargo container aboard the aircraft, release a first discharge of an extinguishing agent in the one or more areas of the aircraft; and (3) after releasing the first discharge of the extinguishing agent, release a second

discharge of the extinguishing agent in the one or more areas of the aircraft while at least one area of the aircraft is depressurized in response to detecting the presence of the fire condition.

5 **BRIEF DESCRIPTION OF THE SEVERAL VIEWS OF THE DRAWING(S)**

Having thus described the present invention in general terms, reference will now be made to the accompanying drawings, which are not necessarily drawn to scale, and wherein:

FIG. 1 illustrates a prospective view of an aircraft loaded with a cargo container
10 fire-suppression system in accordance with an embodiment of the present invention.

FIG. 2 illustrates a schematic view of a cargo container mounted fire-suppression system according to an embodiment of the present invention.

FIG. 3 illustrates a method of suppressing a fire according to an embodiment of the present invention.

15 FIG. 4 illustrates another method of suppressing a fire according to an embodiment of the present invention.

FIG. 5 illustrates the use of dry sprinkler powder aerosol as an extinguishing agent in various embodiments of the present invention.

20 FIG. 6 further illustrates the use of dry sprinkler powder aerosol as an extinguishing agent in various embodiments of the present invention.

DETAILED DESCRIPTION

Various embodiments of the present invention now will be described more fully hereinafter with reference to the accompanying drawings, in which some, but not all
25 embodiments of the inventions are shown. Indeed, these inventions may be embodied in many different forms and should not be construed as limited to the embodiments set forth herein; rather, these embodiments are provided so that this disclosure will satisfy applicable legal requirements. The term “or” is used herein in both the alternative and conjunctive sense, unless otherwise indicated. The terms “illustrative” and “exemplary”
30 are used to be examples with no indication of quality level. Like numbers refer to like elements throughout.

Exemplary System

FIGS. 1 and 2 illustrate various details of a cargo container fire-suppression system according to one embodiment of the present invention. Many of the features, dimensions, and other specifications shown in the figures are merely illustrative for purposes of this disclosure. Accordingly, other embodiments may have other features, dimensions, and specifications. In addition, other embodiments of the present invention may be practiced without various features as described below.

FIG. 1 provides a perspective view of an aircraft that includes one or more cargo containers **110** (one of which is shown in the FIG. 2). The cargo container **110** is configured to store and transport cargo (e.g., shipments, packages, pallets, etc.) of varying shapes and sizes. One or more fire detectors **125** in accordance with various embodiments of the present invention are provided in the cargo container **110** configured to provide a signal to an aircraft system in response to detecting an actual or potential fire condition in a portion of the cargo container **110**. In particular embodiments, the control system may be configured to provide a warning to one or more personnel (e.g., crew members) of the aircraft if one or more of the detectors **125** are activated.

Further, in the particular embodiment of the aircraft shown in FIG. 1, the aircraft also includes a cargo container fire-suppression system **120**. In various embodiments, the cargo container fire-suppression system **120** may be in communication with the control system and is activated manually or automatically by the control system in the event a fire condition is detected. In particular embodiments, the cargo container fire-suppression system **120** is configured to disperse an extinguishing agent into the cargo container **110** upon activation. In particular embodiments, the fire-suppression system may use liquefied gas in pressurized containers (e.g., bottles) or a solid compound which generates an aerosol containing potassium compounds.

Typically, the extinguishing agent is dispersed into the cargo container **110** at a high concentration level to extinguish any flame that may be present. However, in particular embodiments, the extinguishing agent may also be dispersed into the cargo container **110** over an extended period of time in order to maintain a particular concentration level of the extinguishing agent to help prevent subsequent flare-ups.

Turning now to FIG. 2, a schematic view of cargo container fire-suppression system **120** is provided according to various embodiments of the present invention. In the particular embodiment shown in FIG. 2, the cargo container fire-suppression system **120** includes one or more discharge lines **255** configured to release a flow of an extinguishing

agent within the cargo container **110**. One or more discharge nozzles **260** are located at the terminal ends of the one or more discharge lines **255** and the discharge nozzles **260** are configured to dispense the extinguishing agent into the cargo container.

Further, in particular embodiments, the cargo container fire-suppression system **120** includes one or more pressurized containers **210** holding extinguishing agent and connected to the one or more discharge lines **255**. According to various embodiments, the pressurized containers **210** may be configured to quickly discharge extinguishing agent into the discharge lines **255** for delivery to the cargo container **110** in response to the cargo container fire-suppression system **120** being activated. According to various embodiments, activation of the system **120** may be provided by detection of heat, smoke, combustion products (such as carbon monoxide, for example), or combination thereof.

In particular embodiments, the pressurized containers **210** may include one or more valve mechanisms **215** with a valve setting that allows the containers **210** to fully discharge the agent into the discharge lines **255** over a very short period of time. Thus, in these particular embodiments, the extinguishing agent from the containers **210** may be dispensed from the discharge nozzles **260** in a high concentration into the cargo container **110**.

Further, in particular embodiments, one or more of the pressurized containers **210** may be configured to discharge extinguishing agent into the discharge lines **255** at a controlled rate. These particular containers **210** may be used to maintain a particular concentration level of an extinguishing agent in the cargo container **110** after the initial high concentration level of agent has been discharged into the cargo container **110**. In various embodiments, these containers **210** may be activated at a predetermined time after the high concentration discharge of the extinguishing agent by the control system **115** to dispense the extinguishing agent into the cargo container **110** at a controlled discharge rate over an elongated period of time. Typically, the controlled discharge rate is substantially less than the high concentration discharge rate so that the concentration of the extinguishing agent present in the cargo container **110** may be maintained at a constant level over an extended period of time. In order to achieve the controlled discharge rate, one or more of the pressurized containers **210** may be coupled to at least one regulator that controls the flow of the extinguishing agent to the cargo container **110**. In particular embodiments, the regulator is a component of the valve mechanism **215**.

Finally, in particular embodiments, one or more of the pressurized containers **210** may be configured to provide a second high concentration level discharge of the extinguishing agent upon the aircraft beginning its descent. For instance, in various embodiments, these particular pressurized containers **210** may be activated to quickly discharge extinguishing agent into the discharge lines **255** for delivery to the cargo container **110** as the aircraft begins to make its descent toward landing. As a result, the extinguishing agent is delivered to the cargo container **110** at a greater rate during the descent of the aircraft as compared to the rate at which the agent is delivered from the pressurized containers **210** prior to descent.

It should be understood by those of ordinary skill in the art that the cargo container fire-suppression system **120** may be configured to use different extinguishing agent distribution configurations according to various embodiments. For instance, various embodiments of the cargo container fire-suppression system **120** may utilize all three types of distributions in order to control a fire. That is, various embodiments of the cargo container fire-suppression system **120** may provide a first high concentration level discharge of the extinguishing agent, followed by a controlled concentration level discharge of the extinguishing agent, followed by a second high concentration level discharge of the extinguishing agent upon the aircraft beginning its descent. While other embodiments of the cargo container fire-suppression system **120** may only utilize the first high concentration level discharge of the extinguishing agent and the second high concentration level discharge of the extinguishing agent without providing the controlled concentration level discharge of the extinguishing agent. One of ordinary skill in the art can envision other configurations in light of this disclosure.

Returning to FIG. 2, in various embodiments, the cargo container fire-suppression system **120** may be in communication with a fire-detection system that may be comprised of one or more fire detectors **125** configured to provide a signal to an aircraft system **115** in response to detecting an actual or potential fire condition in a portion of the cargo container **110**. For instance, as previously mentioned, detecting the presence of heat, smoke, combustion products, or combination thereof.

In particular embodiments, these fire detectors **125** may be placed throughout the cargo container **110**. In addition, in various embodiments, the cargo container fire-suppression system **120** may include a pressure switch **230**. As is explained in greater detail below, the pressure switch **230** may be in communication with the control system **115** and may be triggered by the control system **115** during the process for suppressing a

fire detected in the cargo container **110**. Finally, in various embodiments, the cargo container fire-suppression system **120** may include a time circuit **235**. As is explained in greater detail below, the time circuit **235** is used in various embodiments to trigger a discharge of an extinguishing agent into the cargo containers.

5

Exemplary Methods for Suppressing a Fire

FIGS. 3 and 4 provide methods for suppressing a fire according to various embodiments of the present invention. FIG. 3 begins with detecting a presence of an actual or potential fire condition in a portion of the cargo container **110**, shown as Step **301**. For instance, in particular embodiments, a fire condition is detected in the cargo container **110** of the aircraft with an automatic device such as one or more fire detectors **125** located throughout the cargo container **110**. In various embodiments, one or more of the fire detectors **125** notify the control system **115** of the cargo container fire-suppression system **120** and the control system **115** notifies the aircraft crew of the fire condition.

In response, the crew may manually release the initial rapid discharge of an extinguishing agent into the cargo container **110** or the cargo container fire-suppression system **120** may automatically release the initial rapid discharge of the agent into the cargo container, shown as Step **302**. For instance, in one embodiment, a crew member sitting in the cockpit of the aircraft may select a control button that can send a signal to the control system **115**. In response, the control system **115** may send a signal to the valve mechanisms **215** of one or more of the pressurized containers **210** holding the extinguishing agent, and the pressurized containers **210** may release extinguishing agent into the discharge lines **255** to be discharged into the cargo container **110**. In another embodiment, the crew member may not be required to send a signal to the control system **115**. Instead, the control system **115** may automatically send the signal to the valve mechanisms **215** upon receiving the notification from the fire detectors **125** of the fire condition. In particular embodiments, the control system **115** may also activate a timer circuit **235** in addition to sending the signal to the valve mechanisms **215**.

After the initial rapid discharge of the extinguishing agent has been released into the cargo container **110**, in various embodiments, the aircraft is depressurized, shown as Step **303**. For instance, in one embodiment, a crew member receives an indication from the control system **115** that the initial rapid discharge of the extinguishing agent has been completed and the crew member follows the standard procedure for depressurizing the aircraft.

As a result of depressurizing the aircraft, the amount of oxygen available to the fire condition is reduced. Thus, in various embodiments, the depressurization of the aircraft supplements the cargo container fire-suppression system **120**. As a result, an advantage realized in various embodiments is the amount of extinguishing agent(s) needed to contain the fire condition is reduced because of the effect realized by reducing the amount of oxygen available to the fire condition. Further, a reduction in the amount of extinguishing agent(s) needed is also realized in various embodiments by using liquefied gas or a solid compound that generates an aerosol containing potassium compounds as the extinguishing agent.

FIGS. 5 and 6 provide details on one such aerosol using potassium compounds. As shown in FIG. 5, once the aerosol is discharged into the cargo container, a negative catalytic reaction takes place. The potassium compounds bind with free radicals (e.g., hydroxyls) that are released during combustion. As further shown in FIG. 6, the resulting chemical reaction creates stable molecules. By creating stable molecules and eliminating the free radicals, the fire is suppressed and extinguished. Thus, in many instances, the use of liquefied gas and such a compound have been found to have superior properties for extinguishing fires over traditional extinguishing agents. Therefore, as a result, the weight of the extinguishing agent required for the cargo container fire-suppression system **120** used onboard the aircraft may be reduced in comparison to the typical amount of weight of the agent required under typical fire-suppression procedures employed along with the cargo container fire-suppression system **120**.

Further, in various embodiments, the cargo container fire-suppression system **120** may make use of a controlled discharge of the extinguishing agent into the cargo container **110**, shown as Step **304**. Depending on the embodiment, this step may be carried out prior to depressurizing the aircraft, after depressurizing the aircraft, or substantially at the same time to depressurizing the aircraft. Thus, in one particular embodiment, the control system **115** of the cargo container fire-suppression system **120** can send a signal to the valve mechanisms **215** of one or more of the pressurized containers **210** holding the extinguishing agent and the pressurized containers **210** release extinguishing agent into the discharge lines **255** to be carried to one or more discharge nozzles **260** and released into the cargo container **110**. In this particular instance, the control system **115** may also send a signal to one or more regulators located along the discharge lines **255** to regulate the flow of the extinguishing agent. Thus, as a result, the regulator facilitates a controlled concentration level discharge of the extinguishing agent into the cargo container **110**.

In an instance in which the controlled discharge of the extinguishing agent follows the depressurization of the aircraft, the timer circuit **235** (or aneroid switch, for instance) may activate an indicator after a sufficient time for depressurization in order to release the controlled discharge of the extinguishing agent. For example, in this particular instance, the timer circuit **235** (or aneroid switch, for instance) may activate a pressure sensor connected to the extinguishing agent delivery system. As a result, the pressure sensor releases the controlled discharge of the extinguishing agent into the discharge lines **255** of the delivery system.

Finally, in Step **305**, the cargo container fire-suppression system **120** of various embodiments releases a second rapid discharge of the extinguishing agent into the cargo container **110** upon detection that the aircraft has begun its descent for landing. In various embodiments, this step is accomplished by the control system **115** sending a signal to the valve mechanisms **215** of one or more of the pressurized containers **210** holding the extinguishing agent and the pressurized containers **210** releasing the extinguishing agent into the discharge lines **255** to be carried to one or more discharge nozzles **260** and released into the cargo container **110**. Further, in particular embodiments, the control system **115** may also need to send a signal to the regulator.

The indication that the aircraft is descending may be received by the control system **115** via various mechanisms. For instance, in one embodiment, a crew member (or aneroid switch, for instance) may set an indicator that can send a signal to the control system **115** that the aircraft is beginning its descent. While in another embodiment, the aircraft flight management system can send a signal to the control system **115** that the aircraft is beginning its descent.

FIG. 4 provides another method for suppressing a fire according to various embodiments of the present invention. In this particular method, the aircraft is depressurized prior to the cargo container fire-suppression system **120** releasing extinguishing agent into the cargo container **110**. Therefore, as a result, the initial rapid discharge of the extinguishing agent in various embodiments may also realize the benefit of having less oxygen available for the fire condition present in the cargo container **110**.

As shown in FIG. 4, once the fire has been detected (shown as Step **401**), the aircraft is initially depressurized (shown as Step **402**). Once the depressurization of the aircraft has taken place, the cargo container fire-suppression system **120** then releases extinguishing agent into the cargo container **110**. For instance, as shown in FIG. 4, the cargo container fire-suppression system **120** may release an initial rapid discharge of the

extinguishing agent into the cargo container (shown as Step **403**), followed by a controlled discharge of the extinguishing agent (shown as Step **404**), followed by a second rapid discharge of the extinguishing agent once the aircraft has begun its descent (shown as Step **405**).

5

Conclusion

Many modifications and other embodiments of the inventions set forth herein will come to mind to one skilled in the art to which these inventions pertain having the benefit of the teachings presented in the foregoing descriptions and the associated drawings. Therefore, it is to be understood that the inventions are not to be limited to the specific embodiments disclosed and that modifications and other embodiments are intended to be included within the scope of the appended claims. Although specific terms are employed herein, they are used in a generic and descriptive sense only and not for purposes of limitation.

10
15

CLAIMS

1. A method for suppressing a fire condition in an aircraft, the method comprising the steps of:

- 5 detecting a presence of a fire condition in one or more areas of an aircraft;
after detecting the presence of the fire condition in the one or more areas of the aircraft, depressurizing the one or more areas of the aircraft; and
after depressurizing the one or more areas of the aircraft, releasing a first discharge of an extinguishing agent in the one or more areas of the aircraft.

10

2. The method of claim 1, wherein the first discharge of the extinguishing agent comprises a rapid discharge of the extinguishing agent in the one or more areas of the aircraft.

15

3. The method of claim 2 further comprising releasing a second discharge of the extinguishing agent in the one or more areas of the aircraft once the aircraft has started a descent to land.

20

4. The method of claim 3, wherein the second discharge of the extinguishing agent comprises a controlled discharge of the extinguishing agent in the one or more areas of the aircraft.

25

5. The method of claim 1, wherein the extinguishing agent comprises a liquefied gas or a solid compound that generates an aerosol containing potassium compounds.

30

6. A method for suppressing a fire condition in an aircraft, the method comprising the steps of:
detecting a presence of a fire condition in one or more areas of an aircraft;
after detecting the presence of the fire condition in the one or more areas of the aircraft, releasing a first discharge of an extinguishing agent in the one or more areas of the aircraft;
depressurizing the one or more areas of the aircraft; and

after depressurizing the one or more areas of the aircraft, releasing a second discharge of the extinguishing agent in the one or more areas of the aircraft.

5 7. The method of claim 6, wherein the first discharge of the extinguishing agent comprises a rapid discharge of the extinguishing agent in the one or more areas of the aircraft.

10 8. The method of claim 7, wherein the second discharge of the extinguishing agent comprises a controlled discharge of the extinguishing agent in the one or more areas of the aircraft.

15 9. The method of claim 1, wherein the extinguishing agent comprises a liquefied gas or a solid compound that generates an aerosol containing potassium compounds.

10. A method for suppressing a fire condition in an aircraft, the method comprising the steps of:

20 detecting a presence of a fire condition in one or more areas of an aircraft;
after detecting the presence of the fire condition in the one or more areas of the aircraft, releasing a first discharge of an extinguishing agent in the one or more areas of the aircraft; and

25 after releasing the first discharge of the extinguishing agent (a) releasing a second discharge of the extinguishing agent in the one or more areas of the aircraft and (b) depressurizing the one or more areas of the aircraft.

11. The method of claim 10, wherein the first discharge of the extinguishing agent comprises a rapid discharge of the extinguishing agent in the one or more areas of the aircraft.

30 12. The method of claim 11, wherein the second discharge of the extinguishing agent comprises a controlled discharge of the extinguishing agent in the one or more areas of the aircraft.

13. The method of claim 10, wherein the extinguishing agent comprises a liquefied gas or a solid compound that generates an aerosol containing potassium compounds.

14. A cargo container comprising one or more fire detectors adapted to detect fire conditions and one or more containers adapted to release an extinguishing agent, the cargo container adapted to:

detect a presence of a fire condition in the cargo container aboard an aircraft, wherein at least one area of the aircraft is depressurized after detecting the presence of the fire condition; and

10 after the at least one area of the aircraft is depressurized, release a first discharge of an extinguishing agent in the cargo container.

15. The cargo container of claim 14, wherein the first discharge of the extinguishing agent comprises a rapid discharge of the extinguishing agent in the cargo container.

16. The cargo container of claim 15 further adapted to release a second discharge of the extinguishing agent in the cargo container once the aircraft has started a descent to land.

17. The cargo container of claim 16, wherein the second discharge of the extinguishing agent comprises a controlled discharge of the extinguishing agent in the cargo container.

18. The cargo container of claim 14, wherein the extinguishing agent comprises a liquefied gas or a solid compound that generates an aerosol containing potassium compounds.

19. A cargo container comprising one or more fire detectors adapted to detect fire conditions and one or more containers adapted to release an extinguishing agent, the cargo container adapted to:

detect a presence of a fire condition in the cargo container aboard an aircraft;

after detecting the presence of the fire condition in the cargo container aboard the aircraft, release a first discharge of an extinguishing agent in the one or more areas of the aircraft; and

5 after at least one area of the aircraft is depressurized in response to detecting the presence of the fire condition, release a second discharge of the extinguishing agent in the one or more areas of the aircraft.

10 20. The cargo container of claim 19, wherein the first discharge of the extinguishing agent comprises a rapid discharge of the extinguishing agent in the cargo container.

15 21. The cargo container of claim 20, wherein the second discharge of the extinguishing agent comprises a controlled discharge of the extinguishing agent in the cargo container.

22. The cargo container of claim 19, wherein the extinguishing agent comprises a liquefied gas or a solid compound that generates an aerosol containing potassium compounds.

20 23. A cargo container comprising one or more fire detectors adapted to detect fire conditions and one or more containers adapted to release an extinguishing agent, the cargo container adapted to:

detect a presence of a fire condition in the cargo container aboard an aircraft;

25 after detecting the presence of the fire condition in the cargo container aboard the aircraft, release a first discharge of an extinguishing agent in the one or more areas of the aircraft; and

30 after releasing the first discharge of the extinguishing agent, release a second discharge of the extinguishing agent in the one or more areas of the aircraft while at least one area of the aircraft is depressurized in response to detecting the presence of the fire condition.

24. The cargo container of claim 23, wherein the first discharge of the extinguishing agent comprises a rapid discharge of the extinguishing agent in the cargo container.

25. The cargo container of claim 24, wherein the second discharge of the extinguishing agent comprises a controlled discharge of the extinguishing agent in the cargo container.
- 5 26. The cargo container of claim 23, wherein the extinguishing agent comprises a liquefied gas or a solid compound that generates an aerosol containing potassium compounds.

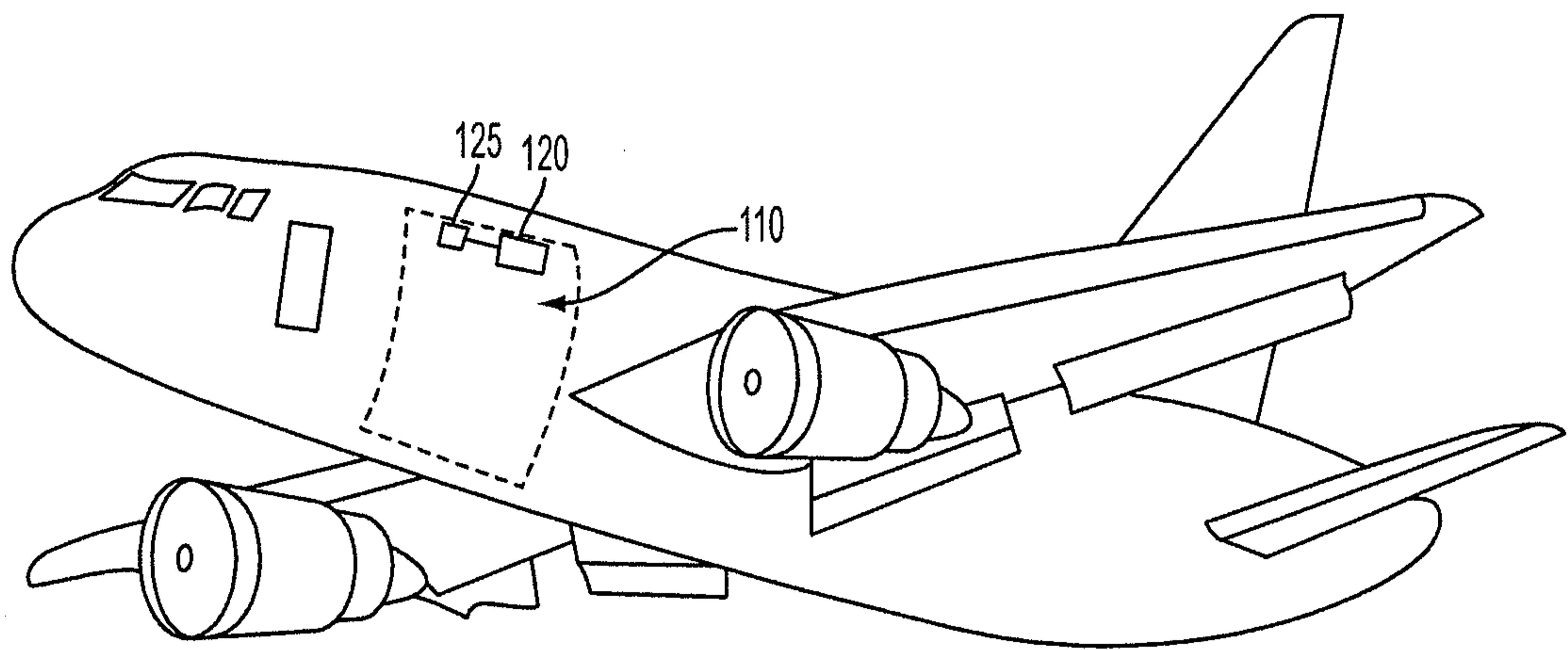


FIG. 1

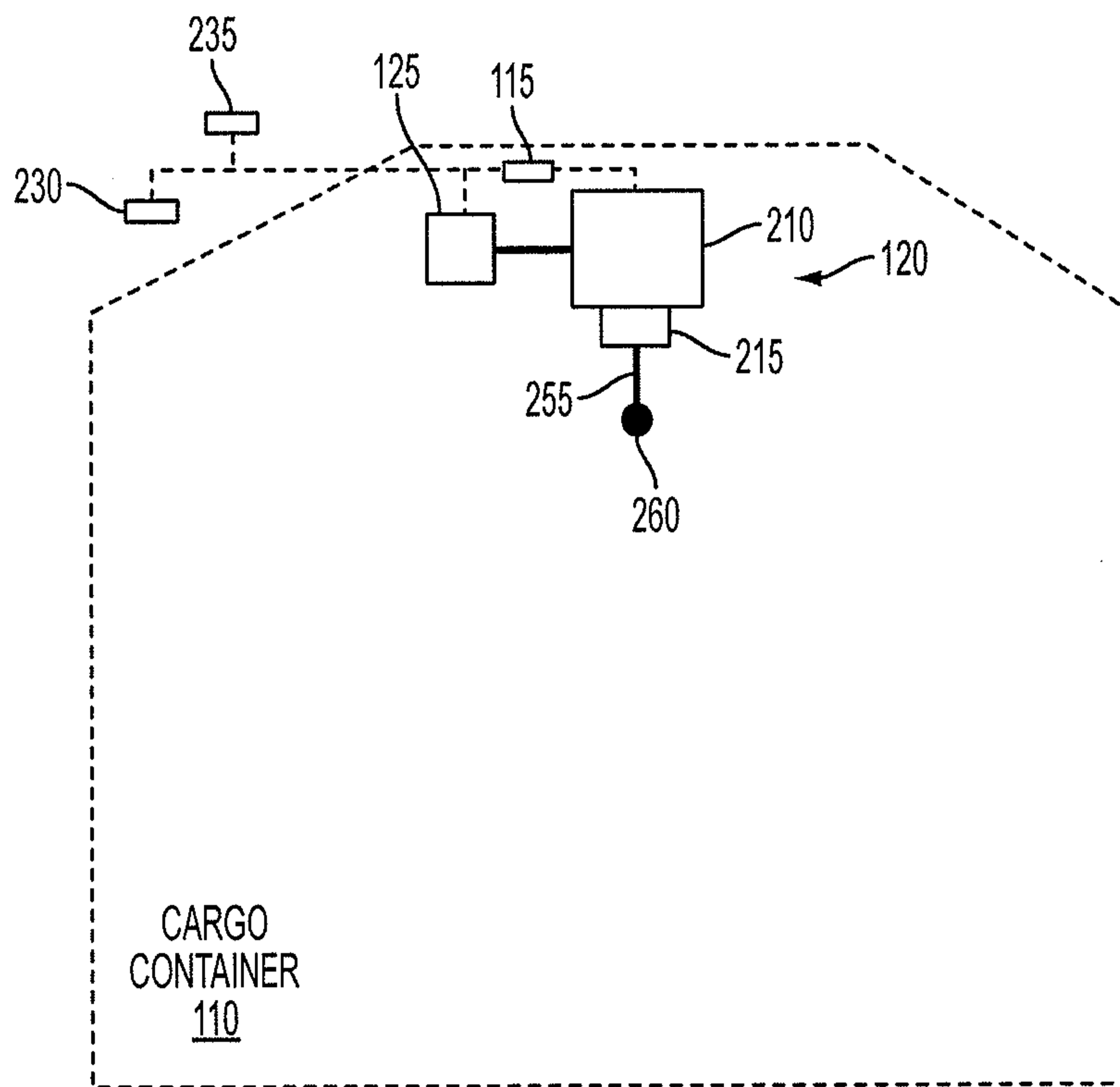


FIG. 2

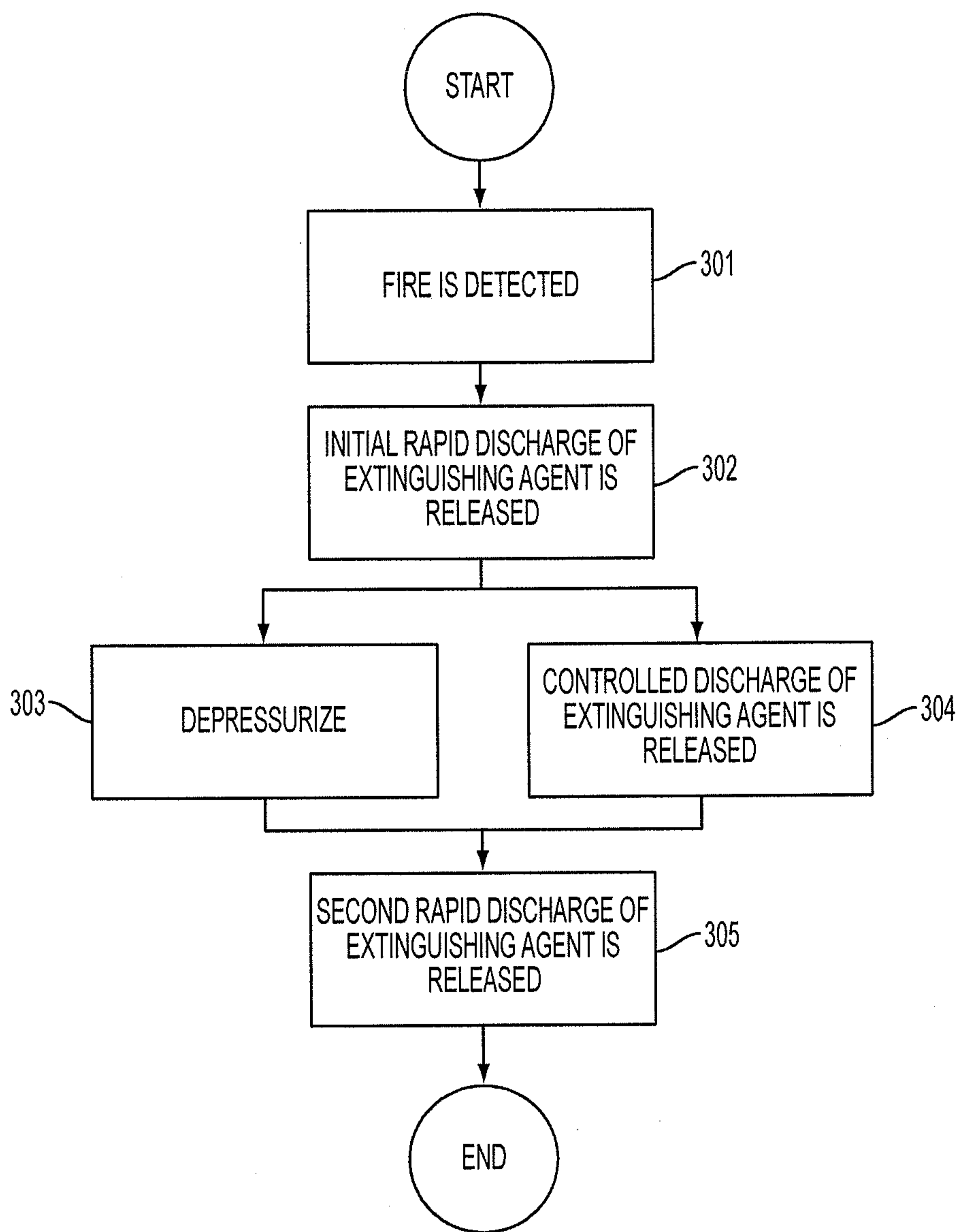


FIG. 3

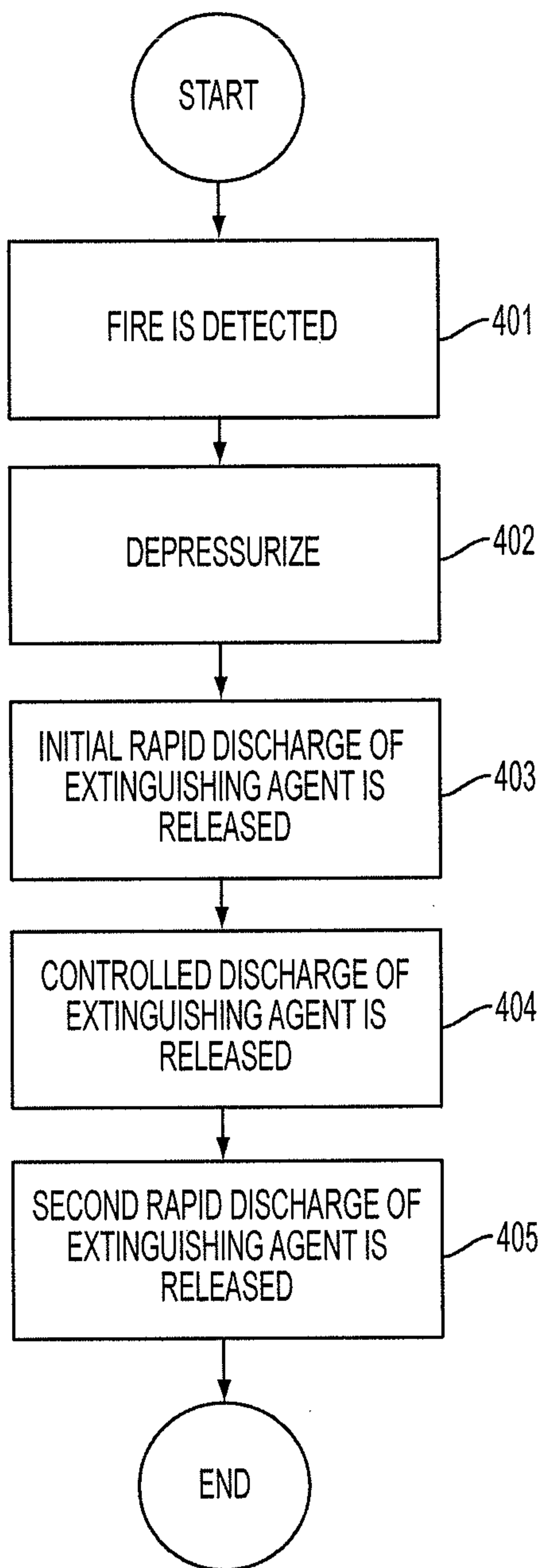


FIG. 4

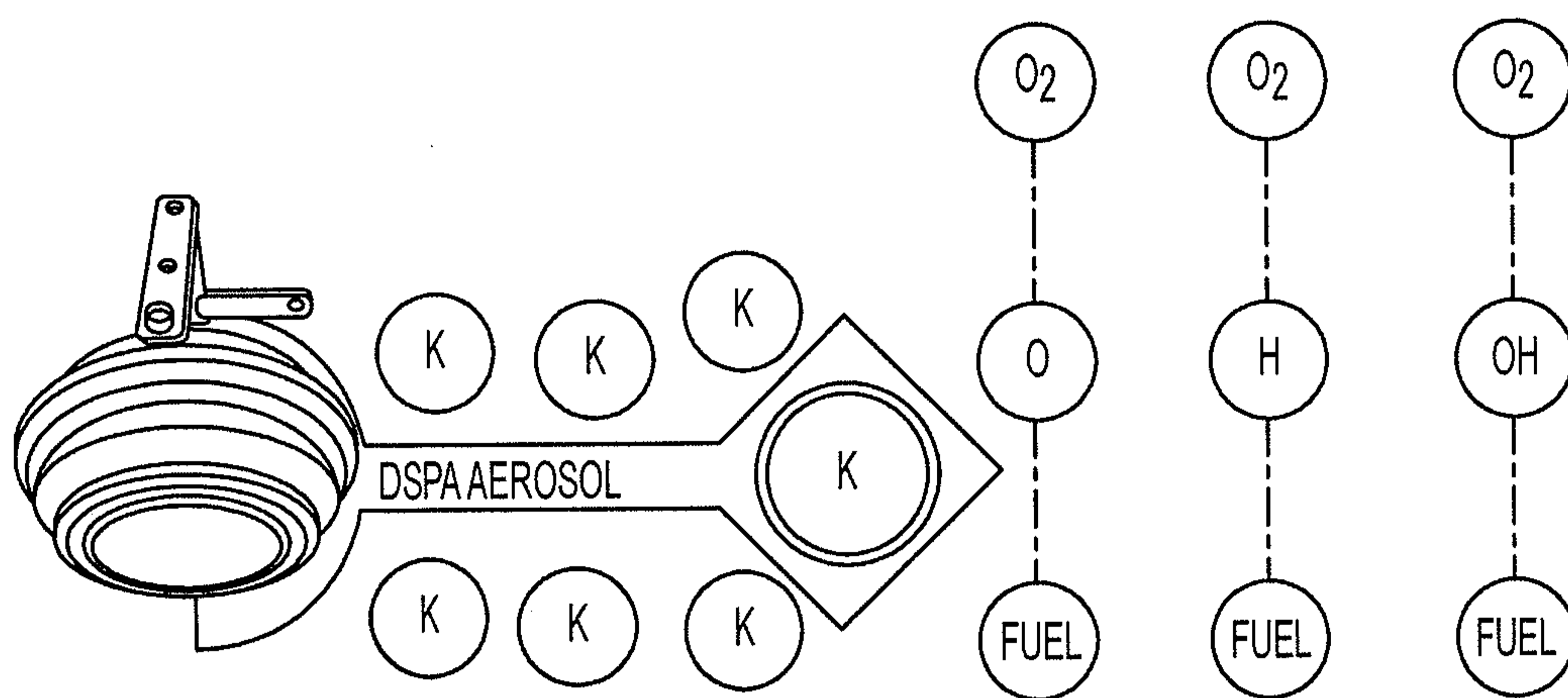


FIG. 5

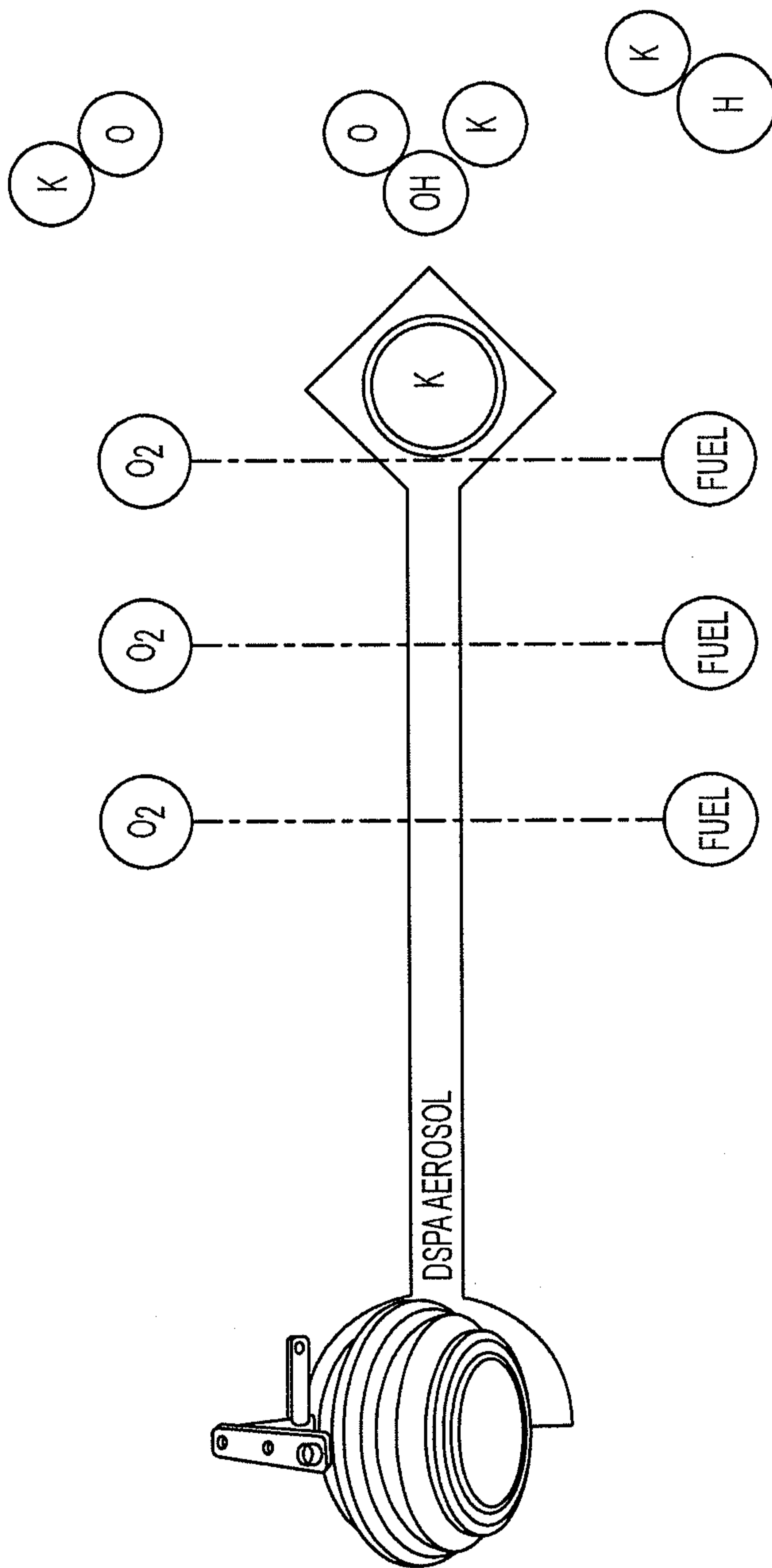


FIG. 6

