

United States Patent [19]

Martin, Jr.

[11] Patent Number: Des. 281,036

[45] Date of Patent: ** Oct. 22, 1985

[54] **UNIFORM ACCESSORY HANGER OR
SIMILAR ARTICLE**

[76] Inventor: **Quentin E. Martin, Jr.**, 7157H Melia
Ct., Honolulu, Hi. 96818

[**] Term: **14 Years**

[21] Appl. No.: **544,564**

[22] Filed: **Oct. 24, 1983**

[52] U.S. Cl. **D6/315**

[58] Field of Search 86/315, 317, 318, 319,
86/320, 323, 324, 327, 328; 211/113.4; 248/317,
340; 223/85, 88

[56] **References Cited**

U.S. PATENT DOCUMENTS

D. 128,789 8/1941 Rhodes D6/319
D. 204,342 4/1966 Larkin 223/85
D. 212,177 9/1968 Bialo D6/319

2,869,812 1/1959 Hamel 248/304
3,378,180 4/1968 Singer 223/87

Primary Examiner—B. J. Bullock

Attorney, Agent, or Firm—George W. T. Loo

[57] **CLAIM**

The ornamental design for a uniform accessory hanger or similar article, substantially as shown.

DESCRIPTION

FIG. 1 is a perspective view of a uniform accessory hanger or similar article showing my new design;

FIG. 2 is a top plan view thereof;

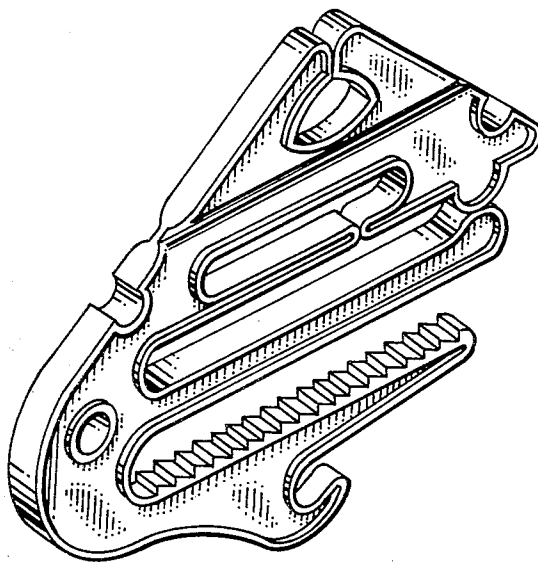
FIG. 3 is an edge elevational view taken from the left of FIG. 1;

FIG. 4 is a front elevational view thereof;

FIG. 5 is an edge elevational view taken from the right of FIG. 1;

FIG. 6 is a bottom plan view thereof;

FIG. 7 is a rear elevational view thereof.



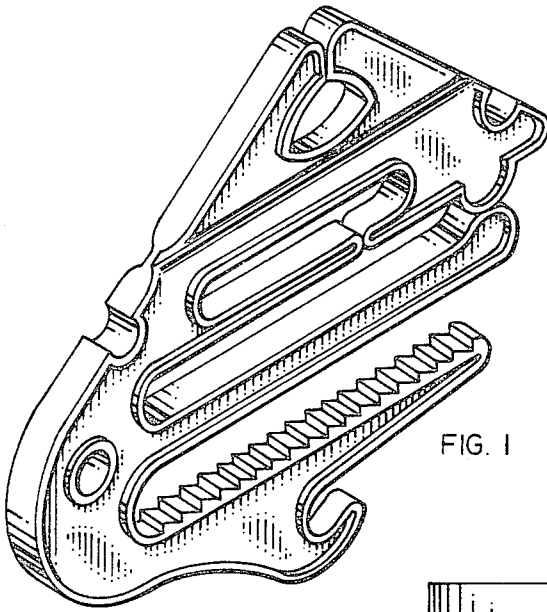


FIG. 1




FIG. 2



FIG. 3

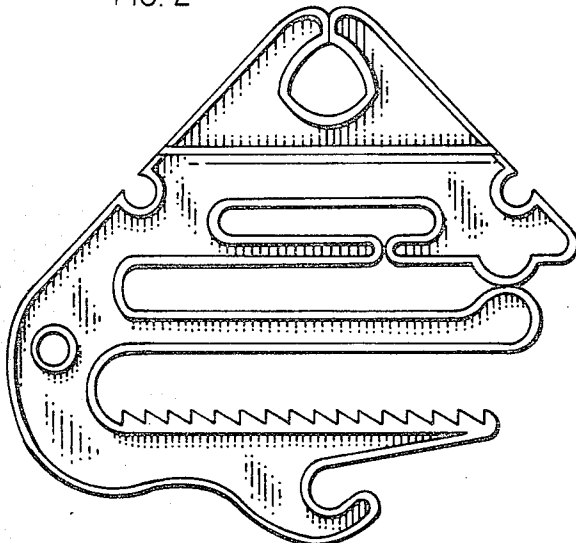


FIG. 4



FIG. 5

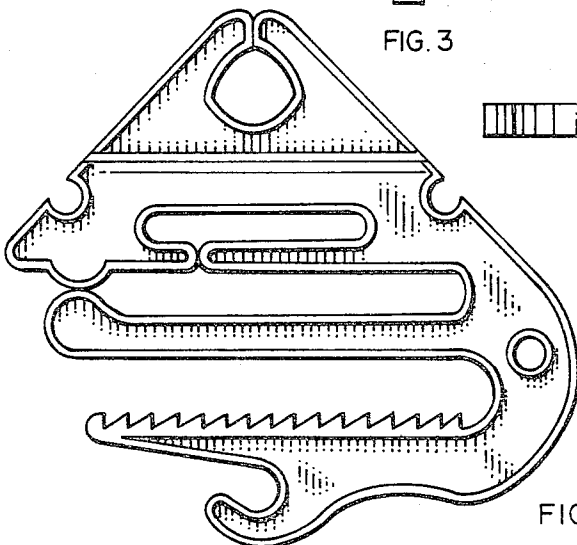


FIG. 7



FIG. 6