



US00D765928S

(12) **United States Design Patent**
Goff

(10) **Patent No.:** **US D765,928 S**

(45) **Date of Patent:** **** Sep. 6, 2016**

(54) **FLOOR CLEANING IMPLEMENT**

(71) Applicant: **RPS Corporation**, Racine, WI (US)

(72) Inventor: **Sean K. Goff**, Breckenridge, CO (US)

(73) Assignee: **RPS Corporation**, Racine, WI (US)

(**) Term: **15 Years**

(21) Appl. No.: **29/526,991**

(22) Filed: **May 14, 2015**

(51) **LOC (10) Cl.** **15-15**

(52) **U.S. Cl.**

USPC **D32/25**

(58) **Field of Classification Search**

USPC D32/4, 15, 25; D4/102, 127, 128;
D7/589, 368, 675, 677, 672; D9/434,
D9/447, 728; D10/64

CPC A47L 11/00; A47L 11/02; A47L 11/283;
A47L 11/164; A47L 11/162; B24B 23/02;
B24B 41/047; A46B 3/00; A46B 13/008

See application file for complete search history.

(56) **References Cited**

U.S. PATENT DOCUMENTS

5,284,039	A	*	2/1994	Torgerson	B24B 39/006	451/466
D369,447	S	*	4/1996	Mann	D32/19	
D381,139	S	*	7/1997	Johnson	D32/19	
D394,530	S	*	5/1998	Roeker	D32/25	
D408,601	S	*	4/1999	Winter	D32/25	
D409,340	S	*	5/1999	Winter	D32/25	
D424,765	S	*	5/2000	Lund	D32/25	
D425,269	S	*	5/2000	Pihl	D32/25	
D427,395	S	*	6/2000	Pihl	D32/25	
D441,927	S		5/2001	Creecy			

D532,945	S	*	11/2006	Charmoille	D32/25
D537,217	S	*	2/2007	Charmoille	D32/25
D588,314	S	*	3/2009	Sajakorpi	D32/25
D631,626	S	*	1/2011	Raddick	D32/25
D684,739	S	*	6/2013	Arnold	D32/25

* cited by examiner

Primary Examiner — T. Chase Nelson

Assistant Examiner — Michelle E Wilson

(74) *Attorney, Agent, or Firm* — Quarles & Brady LLP

(57) **CLAIM**

I claim the ornamental design for a floor cleaning implement, as shown and described.

DESCRIPTION

FIG. 1 is a top, front, and left perspective view of a floor cleaning implement according to the design;

FIG. 2 is a left elevational view thereof;

FIG. 3 is a right elevational view thereof;

FIG. 4 is a rear elevational view thereof;

FIG. 5 is a front elevational view thereof;

FIG. 6 is a top plan view thereof;

FIG. 7 is a bottom plan view thereof;

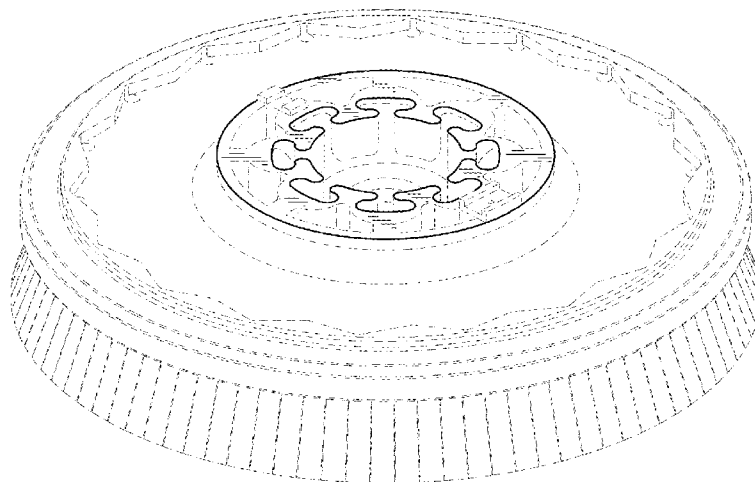
FIG. 8 is a cross-sectional side view thereof taken through line 8-8 of FIG. 6; and,

FIG. 9 is a cross-sectional side view thereof taken through line 9-9 of FIG. 6.

The broken lines shown in the drawings are for the purpose of illustrating unclaimed portions of the floor cleaning implement, and form no part of the claimed design.

In a preferred embodiment, the nature of this product is as a floor cleaning implement, such as a disc brush, for a floor maintenance machine.

1 Claim, 6 Drawing Sheets



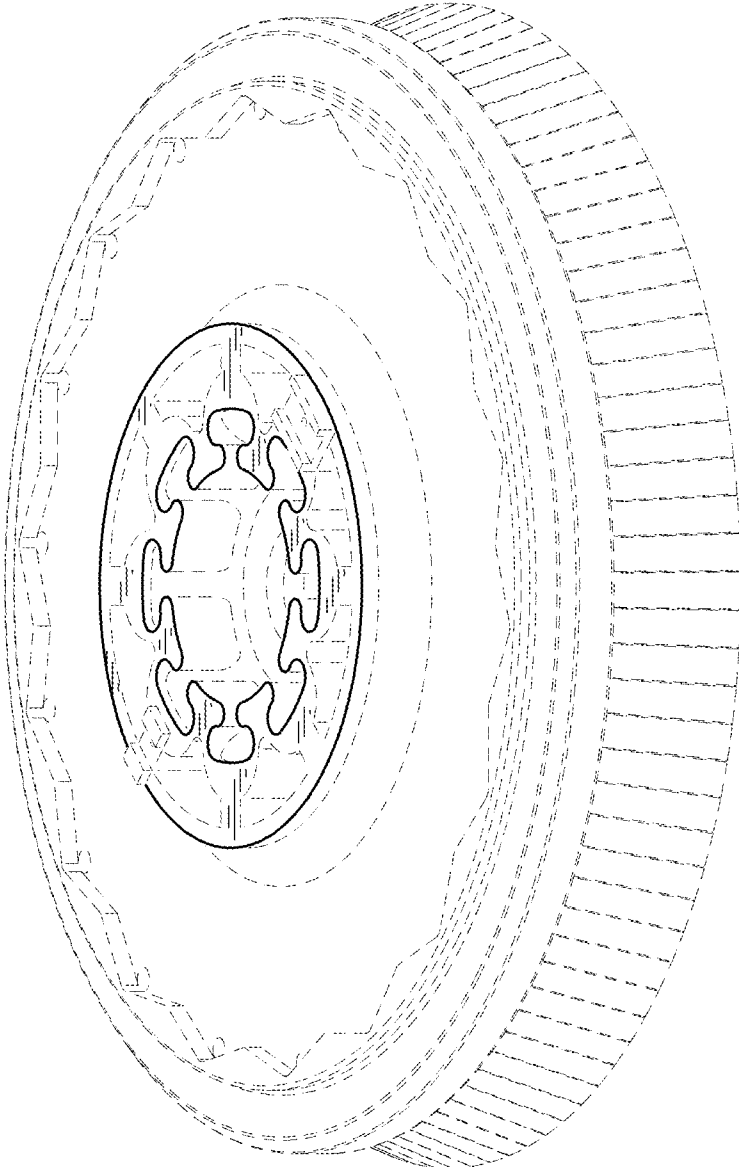


FIG. 1




FIG. 2




FIG. 3




FIG. 4




FIG. 5

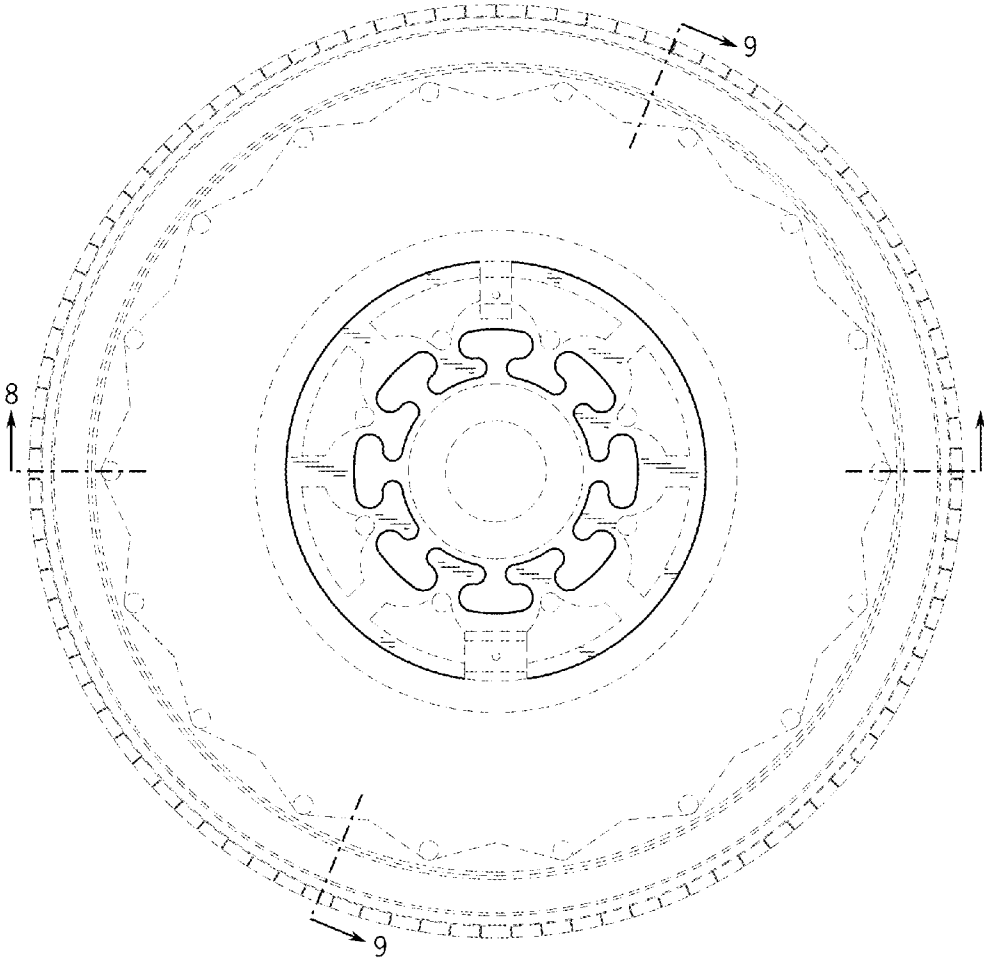


FIG. 6

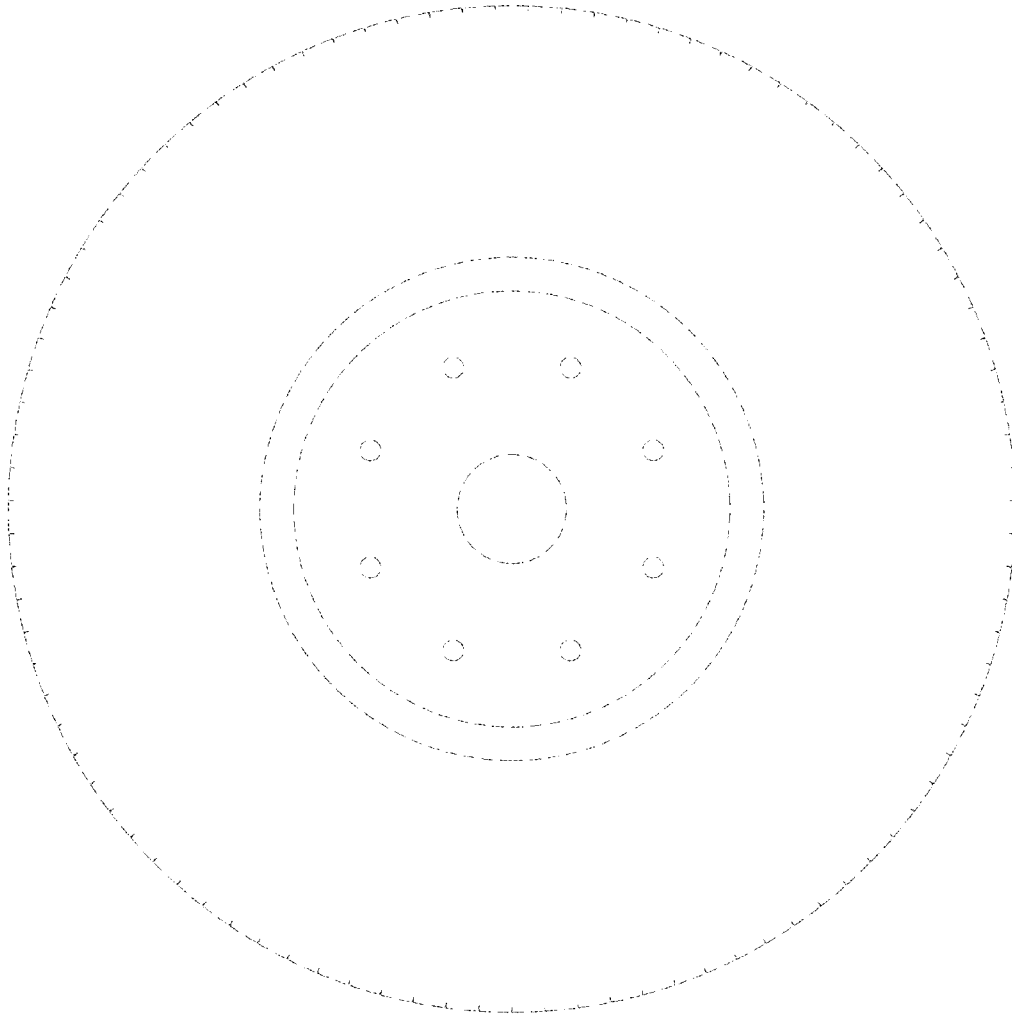


FIG. 7

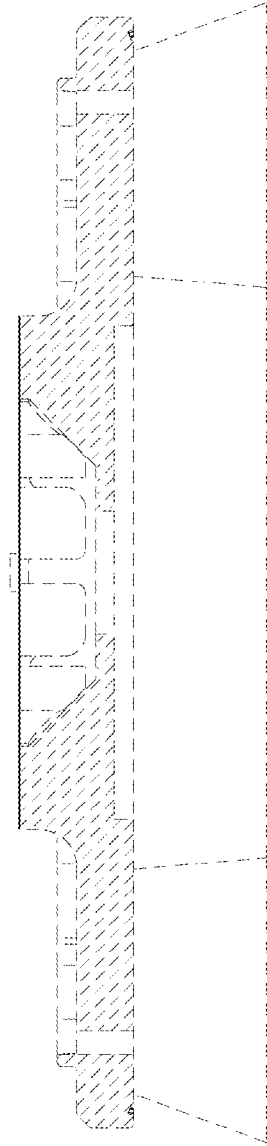


FIG. 8

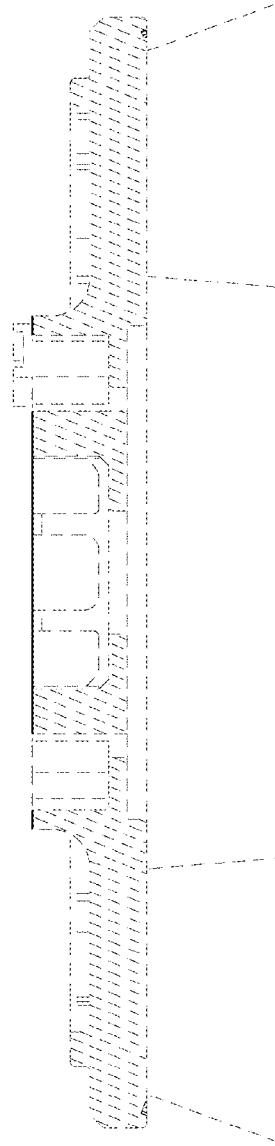


FIG. 9