United States Patent [19]

Hirasawa et al.

[11] **Des. 248,300**

[45] ** **Jun. 27, 1978**

[54] **TELEPHONE**

[75] Inventors: **Isamu Hirasawa**, Tokyo; **Hirokazu Mokudai**, Yamato; **Osamu Kato**, Zama, all of Japan

[73] Assignee: **Kanda Tsushin Kogyo Co., Ltd.**, Tokyo, Japan

[**] Term: **14 Years**

[21] Appl. No.: **767,135**

[22] Filed: **Feb. 9, 1977**

[30] **Foreign Application Priority Data**

Aug. 9, 1976 Japan 51-30943

[51] **Int. Cl.** ..... **D14—03**

[52] **U.S. Cl.** **D14/58**; D14/53

[58] **Field of Search** ..... D14/58, 53; 179/178, 179/100 D, 100 R, 179, 84

[56] **References Cited**

U.S. PATENT DOCUMENTS

D. 225,747	1/1973	Haaheim et al.	D14/58
D. 232,740	9/1974	Takahashi et al.	D14/53
D. 236,734	9/1975	Daum	D14/53
D. 243,961	4/1977	Buchin et al.	D14/58

OTHER PUBLICATIONS

Nippon Telegraph and Telephone Public Corporation, Published Jun. 25, 1976, 1976 Sales Handbook, Push Button Type Businessphone, Model 20.

Primary Examiner—Bernard Ansher
Attorney, Agent, or Firm—Robert D. Flynn

[57] **CLAIM**

The ornamental design for a telephone, as shown and described.

DESCRIPTION

FIG. **1** is a front elevation of a telephone, with the cord element omitted for ease of illustration, showing our new design;
FIG. **2** is a top plan view thereof;
FIG. **3** is a rear elevation thereof;
FIG. **4** is a left side elevation thereof;
FIG. **5** is a right side elevation thereof;
FIG. **6** is a top plan view with the handset removed from the telephone base;
FIG. **7** is a fragmentary front elevation of the telephone base; and
FIG. **8** is a front perspective thereof.



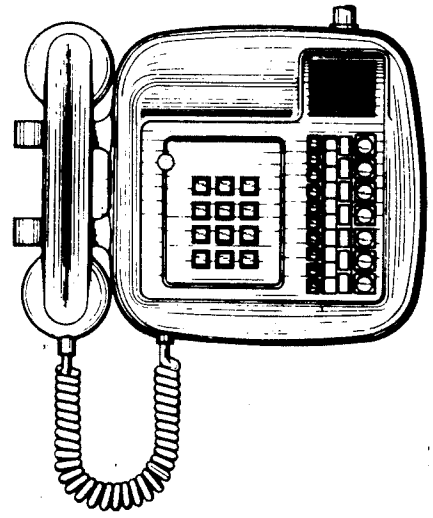

FIG. 1

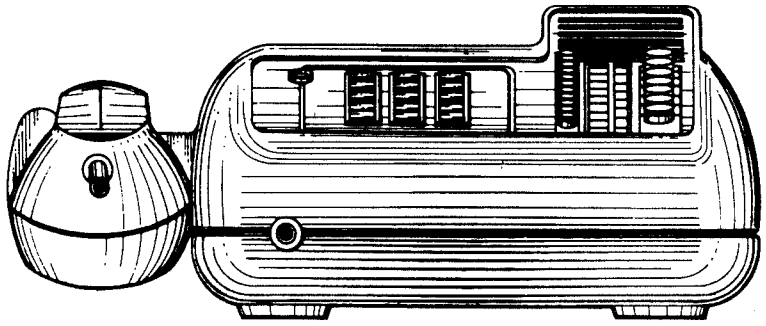

FIG. 2

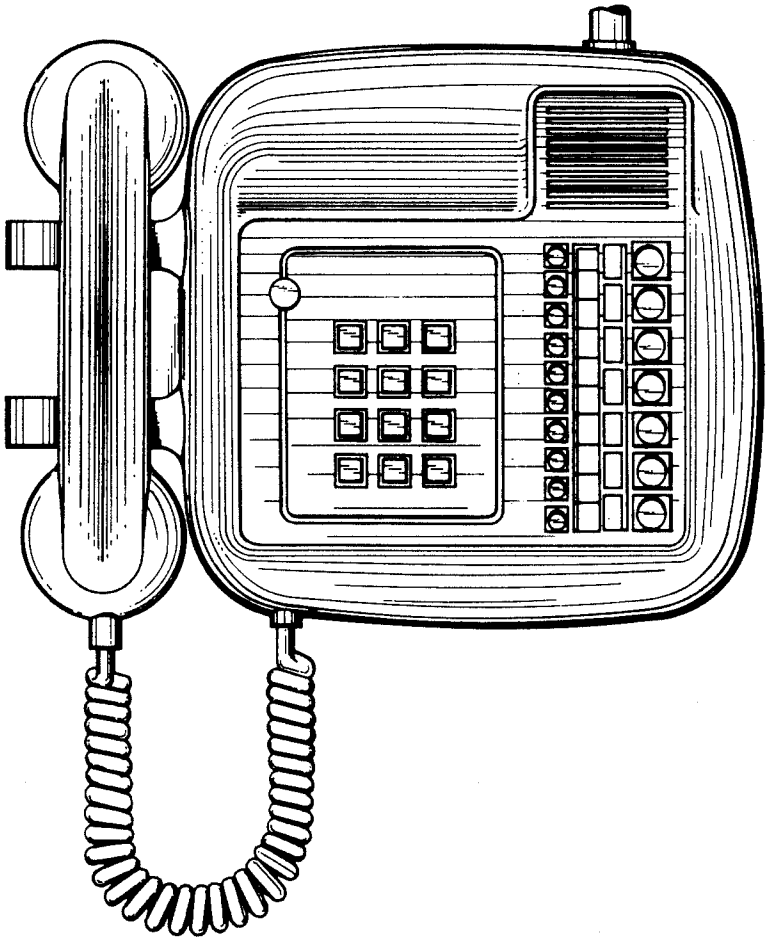

FIG. 3

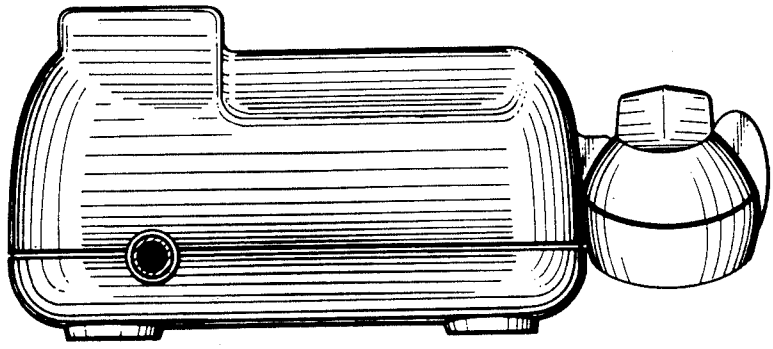

FIG. 4



FIG. 5



FIG. 6

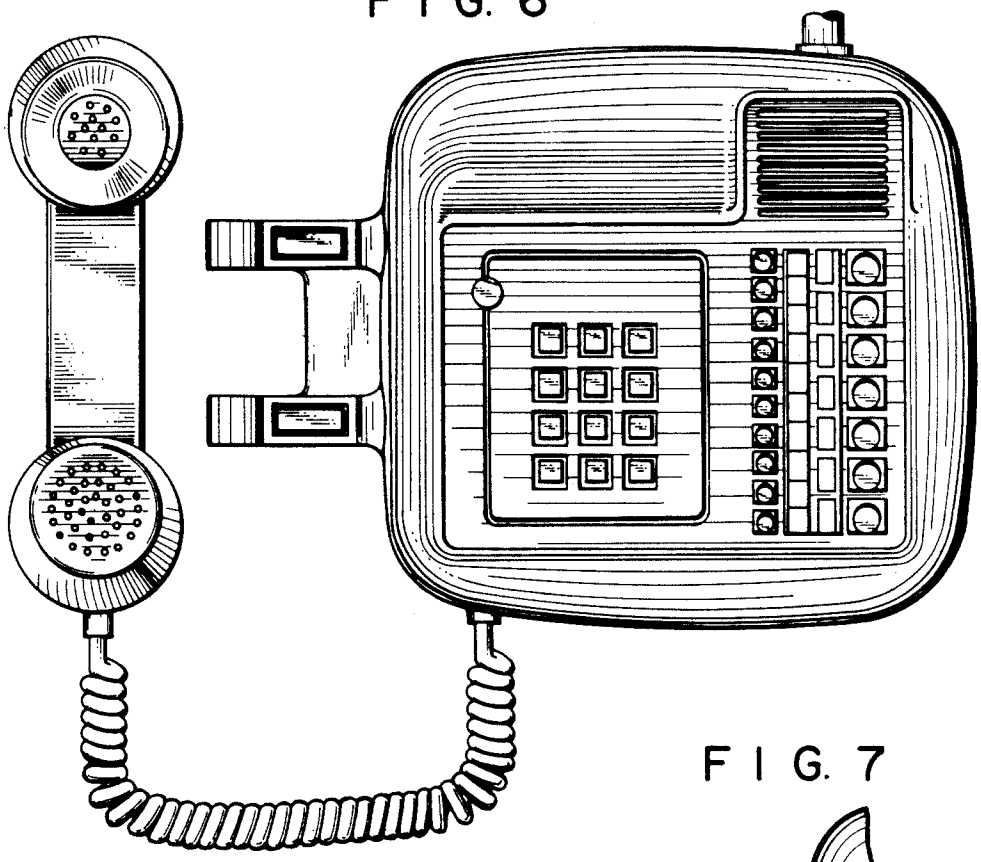

FIG. 7

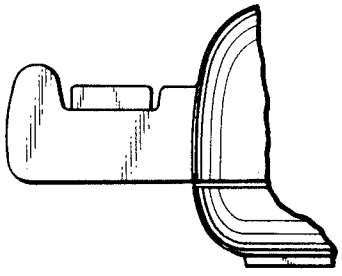

FIG. 8

