



US00D577239S

(12) **United States Design Patent**
Krumpe et al.

(10) **Patent No.:** **US D577,239 S**

(45) **Date of Patent:** **** Sep. 23, 2008**

(54) **SHELF**

(75) Inventors: **Geraint Krumpe**, Chicago, IL (US);
Terry Starbuck, Pilot Mountain, NC (US)

(73) Assignee: **Liberty Hardware Mfg. Corp.**,
Winston-Salem, NC (US)

(**) Term: **14 Years**

(21) Appl. No.: **29/303,828**

(22) Filed: **Feb. 19, 2008**

(51) **LOC (8) Cl.** **06-04**

(52) **U.S. Cl.** **D6/574; D6/574**

(58) **Field of Classification Search** D6/518-524,
D6/548-550; D8/300, 303, 315-321, 349,
D8/354, 363, 373, 380; 108/28-29; 211/13.1,
211/16, 60.1, 100, 86.01, 87.01, 88.01, 88.04,
211/105.1-105.2, 123, 182, 181.1; 248/176,
248/176.1, 251, 302, 309.1; 16/110.1, 412,
16/415; 242/570, 590, 595-598

See application file for complete search history.

(56) **References Cited**

U.S. PATENT DOCUMENTS

4,154,420 A * 5/1979 Mazie et al. 248/251

6,227,506 B1 * 5/2001 Benedict 248/249
D476,837 S * 7/2003 Hoernig D6/527
D476,838 S * 7/2003 Hoernig D6/527
D477,732 S * 7/2003 Hoernig D6/527
D493,313 S * 7/2004 Hoernig D6/524

* cited by examiner

Primary Examiner—Brian N Vinson

(74) *Attorney, Agent, or Firm*—Edgar A. Zarins; Lloyd D. Doigan

(57) **CLAIM**

The ornamental design for a shelf, as shown and described.

DESCRIPTION

FIG. 1 is a perspective view of a shelf showing our new design;

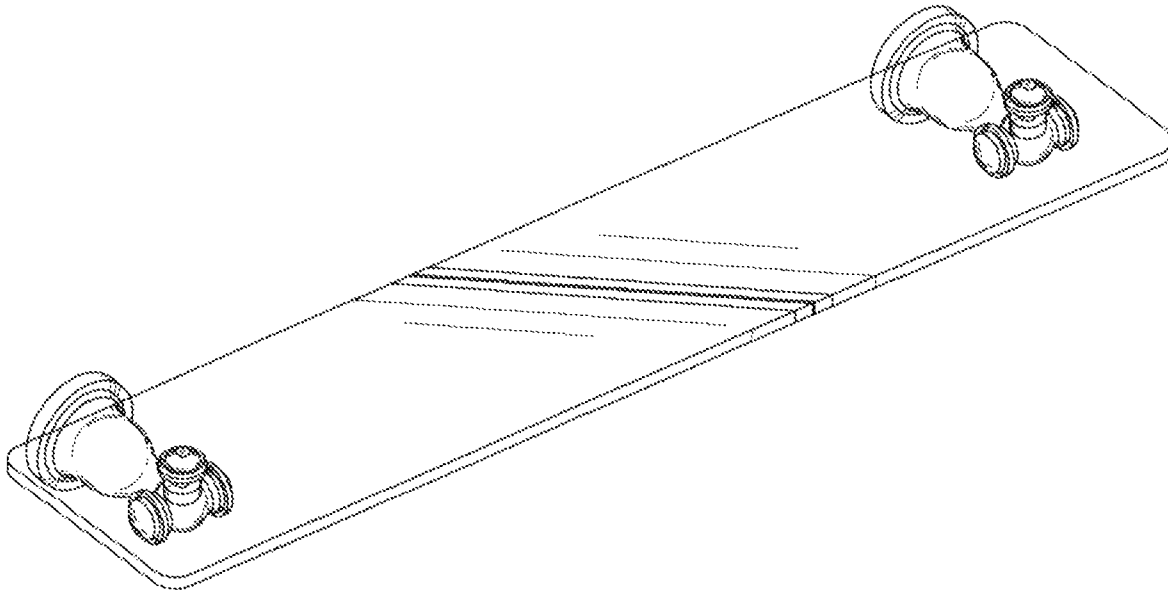
FIG. 2 is a top plan view thereof;

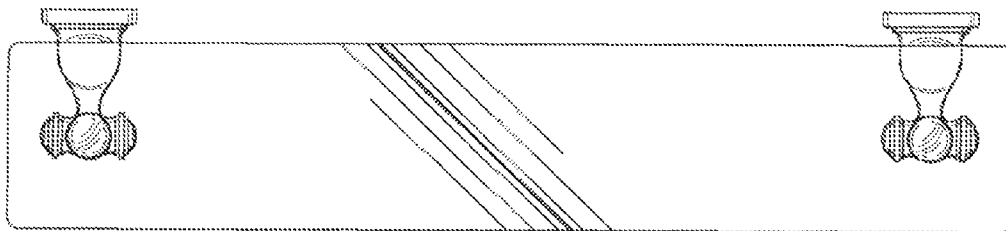
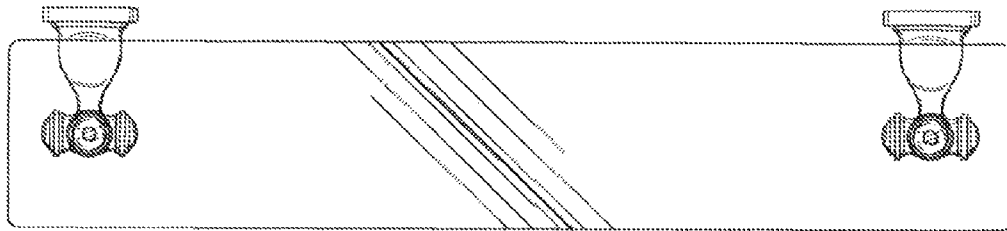
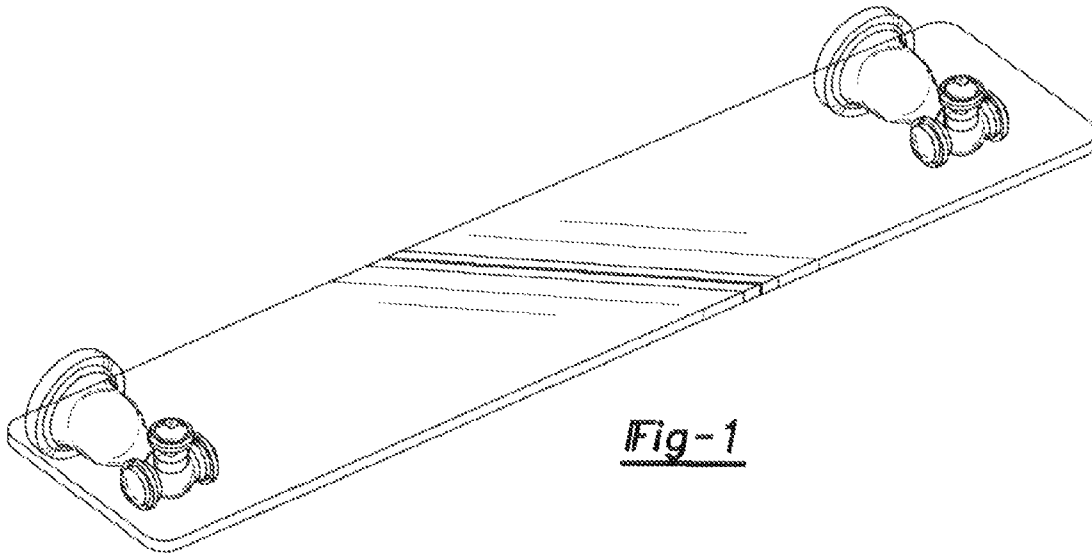
FIG. 3 is a bottom plan view thereof;

FIG. 4 is a front elevational view thereof; and,

FIG. 5 is a right side view thereof, the opposite side being a mirror image of the side shown.

1 Claim, 2 Drawing Sheets





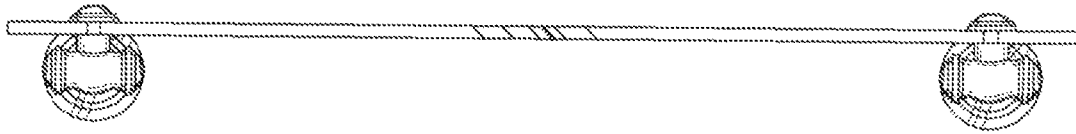


Fig-4

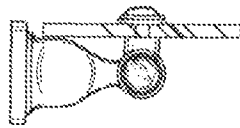


Fig-5