



US00RE41755E

(19) **United States**  
(12) **Reissued Patent**  
**Chahal et al.**

(10) **Patent Number:** **US RE41,755 E**  
(45) **Date of Reissued Patent:** **Sep. 28, 2010**

(54) **ELECTRONIC DEVICE**

(75) Inventors: **Mindy Chahal**, Menlo Park, CA (US); **Nicolas Denhez**, Austin, TX (US); **Troy Hulick**, Saratoga, CA (US); **Kenneth A. Jenks**, Capitola, CA (US); **Scott Lincke**, Rockville, MD (US); **Steven Shiozaki**, Belmont, CA (US); **May Tsoi**, Fremont, CA (US); **Gil Wong**, El Dorado Hills, CA (US); **Max Yoshimoto**, San Francisco, CA (US)

(73) Assignee: **Palm, Inc.**, Sunnyvale, CA (US)

(21) Appl. No.: **29/243,233**

(22) Filed: **Nov. 18, 2005**

(Under 37 CFR 1.47)

**Related U.S. Patent Documents**

Reissue of:

(64) Patent No.: **Des. 482,360**  
Issued: **Nov. 18, 2003**  
Appl. No.: **29/149,426**  
Filed: **Oct. 10, 2001**

(51) **LOC (9) Cl.** ..... **14-02**

(52) **U.S. Cl.** ..... **D14/346**

(58) **Field of Classification Search** ..... D14/341-346,  
D14/336, 138; D18/1, 2, 7; 341/22, 23; 235/145 A,  
235/145 R; 345/156, 168, 169, 172, 173;  
349/12; 361/679.01-679.03, 679.09

See application file for complete search history.

(56) **References Cited**

**U.S. PATENT DOCUMENTS**

D341,823 S \* 11/1993 Sakai ..... D14/341  
D346,793 S \* 5/1994 Iino et al. .... D14/341  
D389,465 S \* 1/1998 Heiman et al. .... D14/336  
D419,993 S \* 2/2000 Silzer, Jr. .... D14/138  
D423,468 S \* 4/2000 Jenkins ..... D14/342

\* cited by examiner

Primary Examiner—Freda S Nunn

(74) Attorney, Agent, or Firm—Foley & Lardner LLP

(57) **CLAIM**

We claim the ornamental design for [the handheld computer.] *an electronic device*, as shown and described.

**DESCRIPTION**

[FIG. 1 is a perspective view of a handheld computer.]

[FIG. 2 is a front elevation view.]

[FIG. 3 is a rear elevation view.]

[FIG. 4 is a left side elevation view.]

[FIG. 5 is a right side elevation view.]

[FIG. 6 is a top plan view.]

[FIG. 7 is a bottom plan view.]

FIG. 8 is a perspective view of an [alternative embodiment of the handheld computer] *electronic device*.

FIG. 9 is a front elevation view.

FIG. 10 is a left side elevation view.

FIG. 11 is a right side elevation view.

FIG. 12 is a top plan view.

FIG. 13 is a bottom plan view.

[FIG. 14 is a perspective view of an alternative embodiment of the handheld computer.]

[FIG. 15 is a front elevation view.]

[FIG. 16 is a rear elevation view.]

[FIG. 17 is a left side elevation view.]

[FIG. 18 is a right side elevation view.]

[FIG. 19 is a top plan view; and.]

[FIG. 20 is a bottom plan view.]

[The broken line disclosure is for illustrative purposes only and forms no part of the claimed design. The handheld computer shown is a design including elements which may be shown on one side (left or right) of the handheld computer, but may be located on the other side instead. Accordingly, the complementary design for an handheld computer, described by a mirror image of FIGS. 1-20 is considered within the scope of the claimed design.] *The cross-like broken lines that divide the length, width, and thickness of the electronic device represent boundaries of the claimed design. The long solid lines with dash-dot-dash breaks surrounding the innermost perimeter of the display window which includes oblique line shading represent the boundaries of the display window. Further, the dash-dot-dot-dash broken lines surrounding the entire front panel of the device also represent the boundary lines. The remaining broken lines illustrate unclaimed portions of the electronic device.*

**1 Claim, 6 Drawing Sheets**

**Matter enclosed in heavy brackets [ ] appears in the original patent but forms no part of this reissue specification; matter printed in italics indicates the additions made by reissue.**

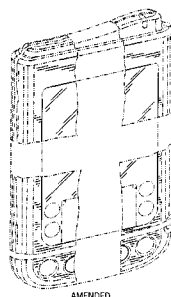
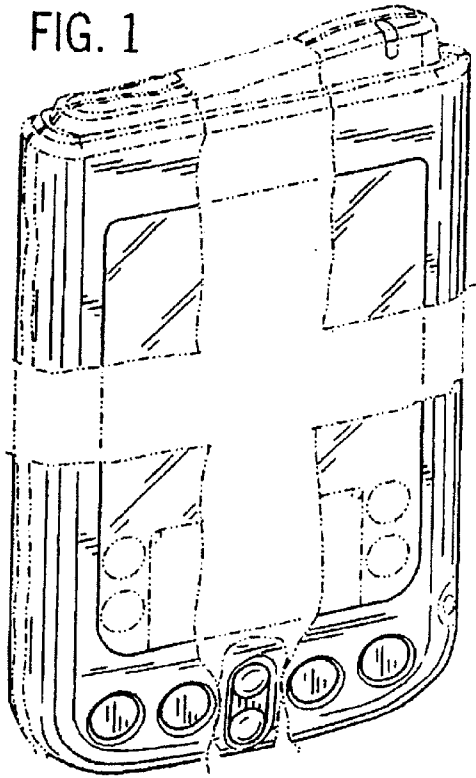


FIG. 1



CANCELED

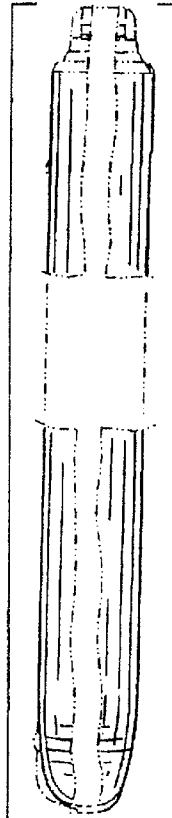


FIG. 4  
CANCELED


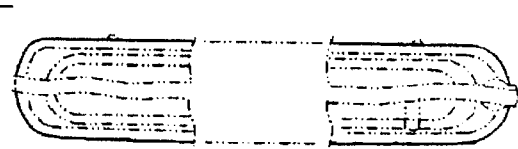


FIG. 5  
CANCELED



CANCELED

FIG. 6



CANCELED

FIG. 7

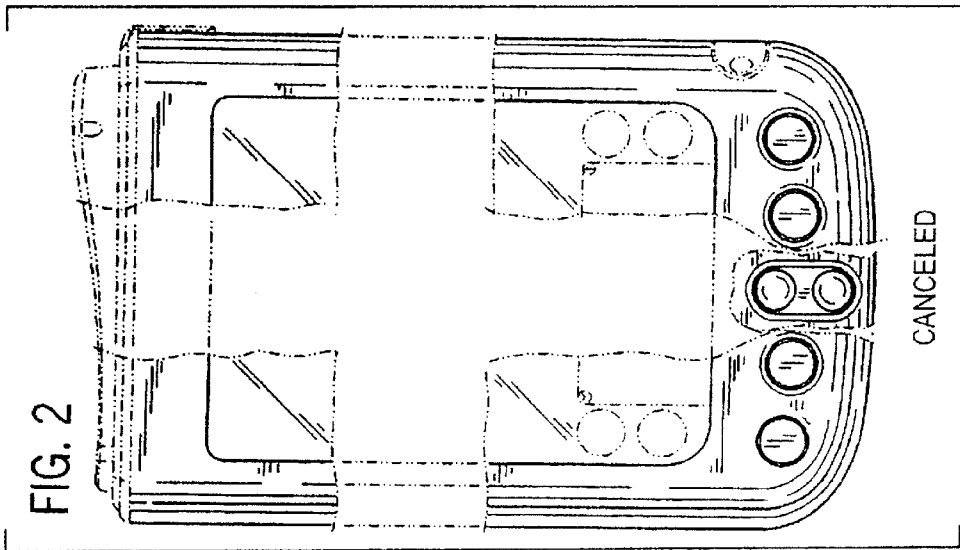
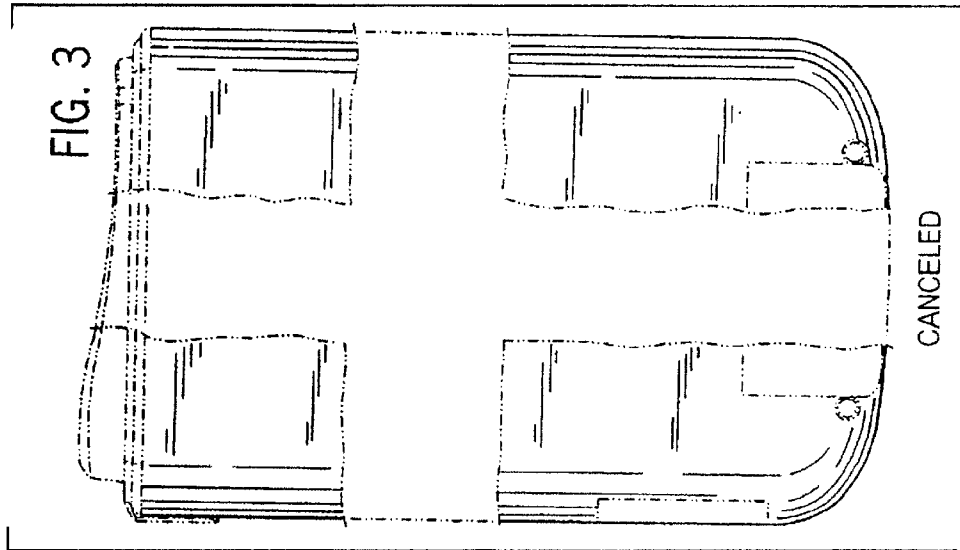
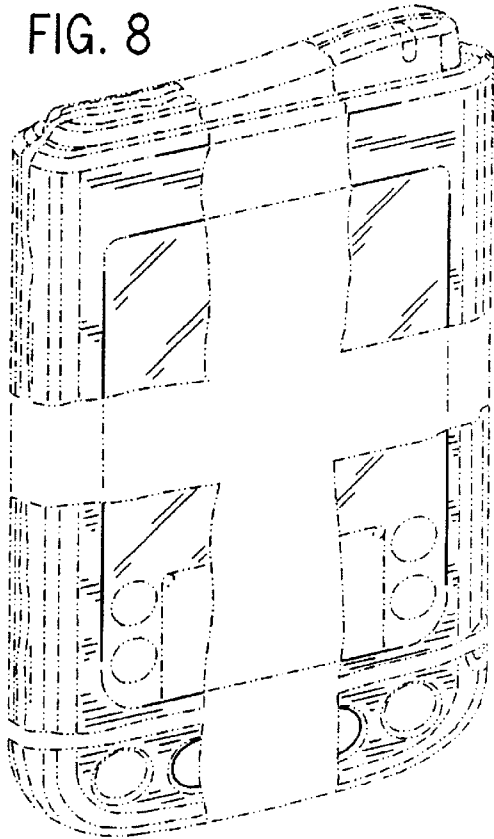


FIG. 8



AMENDED



AMENDED  
FIG. 10



AMENDED  
FIG. 11



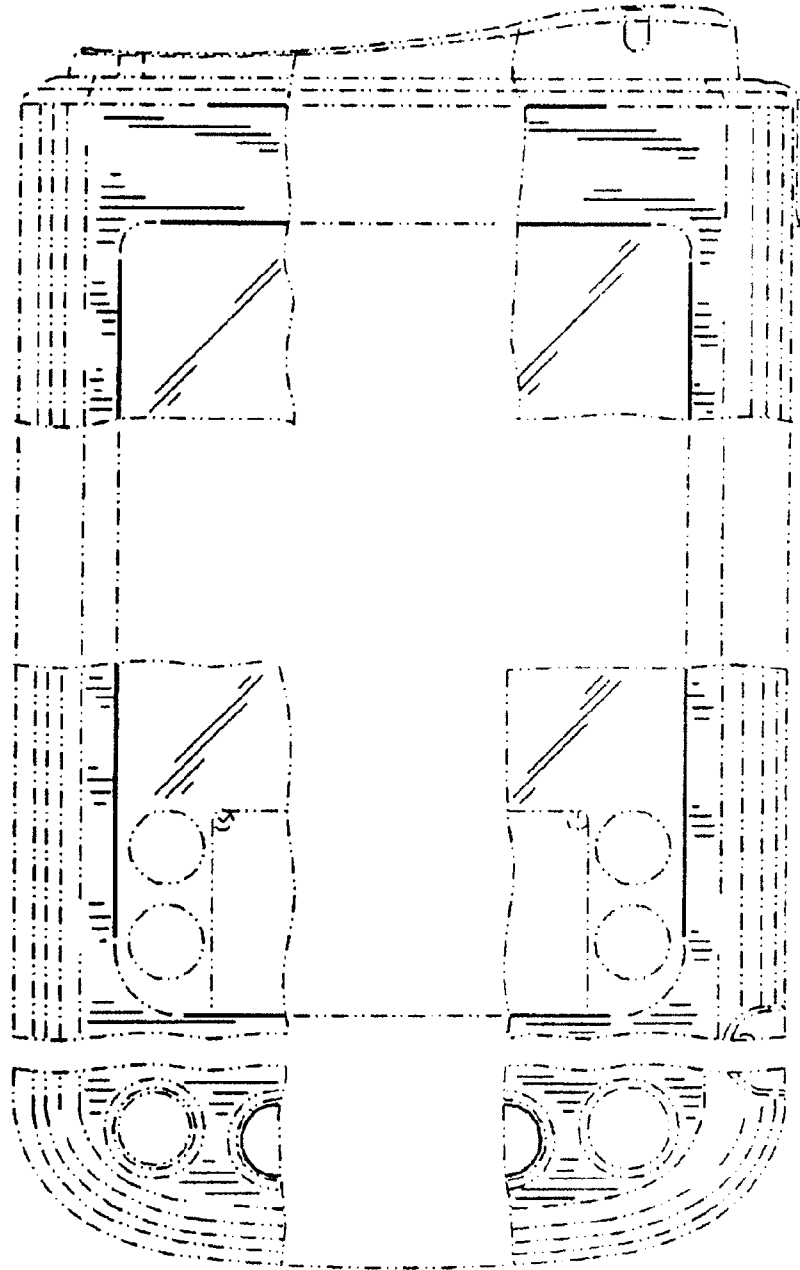
AMENDED

FIG. 12



AMENDED

FIG. 13



AMENDED

FIG. 9

