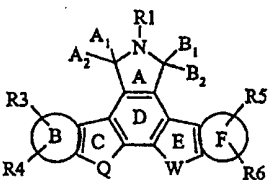




INTERNATIONAL APPLICATION PUBLISHED UNDER THE PATENT COOPERATION TREATY (PCT)

<p>(51) International Patent Classification ⁷ : C07D 487/04, A61K 31/40, A61P 29/00</p>	<p>A1</p>	<p>(11) International Publication Number: WO 00/47583 (43) International Publication Date: 17 August 2000 (17.08.00)</p>
<p>(21) International Application Number: PCT/US00/03476 (22) International Filing Date: 11 February 2000 (11.02.00) (30) Priority Data: 60/119,834 12 February 1999 (12.02.99) US Not furnished 10 February 2000 (10.02.00) US (71) Applicant: CEPHALON, INC. [US/US]; 145 Brandywine Parkway, West Chester, PA 19380 (US). (72) Inventors: HUDKINS, Robert, L.; 430 S. Saddlebrook Circle, Chester Springs, PA 19425 (US). REDDY, Dandu; 1086 King Road, ASH-319, Malvern, PA 19355 (US). SINGH, Jasbir; 500 Bow Lane, Gilbertsville, PA 19525 (US). TRIPATHY, Rabindranath; 130 Cambridge Road, Landenberg, PA 19350 (US). UNDERINER, Theodore, L.; 20 Dobbs Lane, Malvern, PA 19355 (US). (74) Agents: MILLER, Suzanne, E. et al.; Woodcock Washburn Kurtz MacKiewicz & Norris LLP, 46th floor, One Liberty Place, Philadelphia, PA 19103 (US).</p>		<p>(81) Designated States: AE, AL, AM, AT, AU, AZ, BA, BB, BG, BR, BY, CA, CH, CN, CR, CU, CZ, DE, DK, DM, EE, ES, FI, GB, GD, GE, GH, GM, HR, HU, ID, IL, IN, IS, JP, KE, KG, KP, KR, KZ, LC, LK, LR, LS, LT, LU, LV, MA, MD, MG, MK, MN, MW, MX, NO, NZ, PL, PT, RO, RU, SD, SE, SG, SI, SK, SL, TJ, TM, TR, TT, TZ, UA, UG, UZ, VN, YU, ZA, ZW, ARIPO patent (GH, GM, KE, LS, MW, SD, SL, SZ, TZ, UG, ZW), Eurasian patent (AM, AZ, BY, KG, KZ, MD, RU, TJ, TM), European patent (AT, BE, CH, CY, DE, DK, ES, FI, FR, GB, GR, IE, IT, LU, MC, NL, PT, SE), OAPI patent (BF, BJ, CF, CG, CI, CM, GA, GN, GW, ML, MR, NE, SN, TD, TG).</p> <p>Published <i>With international search report.</i> <i>Before the expiration of the time limit for amending the claims and to be republished in the event of the receipt of amendments.</i></p>
<p>(54) Title: CYCLIC SUBSTITUTED FUSED PYRROLOCARBAZOLES AND ISOINDOLONES</p>		
<div style="text-align: center;">  <p>(I)</p> </div>		
<p>(57) Abstract</p> <p>The present invention is directed to cyclic substituted fused pyrrolocarbazoles and isoindolones having formula I. The invention also is directed to methods for making and using the cyclic substituted fused pyrrolocarbazoles and isoindolones. The compounds are useful as agents for the regulation of protein kinase.</p>		

FOR THE PURPOSES OF INFORMATION ONLY

Codes used to identify States party to the PCT on the front pages of pamphlets publishing international applications under the PCT.

AL	Albania	ES	Spain	LS	Lesotho	SI	Slovenia
AM	Armenia	FI	Finland	LT	Lithuania	SK	Slovakia
AT	Austria	FR	France	LU	Luxembourg	SN	Senegal
AU	Australia	GA	Gabon	LV	Latvia	SZ	Swaziland
AZ	Azerbaijan	GB	United Kingdom	MC	Monaco	TD	Chad
BA	Bosnia and Herzegovina	GE	Georgia	MD	Republic of Moldova	TG	Togo
BB	Barbados	GH	Ghana	MG	Madagascar	TJ	Tajikistan
BE	Belgium	GN	Guinea	MK	The former Yugoslav Republic of Macedonia	TM	Turkmenistan
BF	Burkina Faso	GR	Greece	ML	Mali	TR	Turkey
BG	Bulgaria	HU	Hungary	MN	Mongolia	TT	Trinidad and Tobago
BJ	Benin	IE	Ireland	MR	Mauritania	UA	Ukraine
BR	Brazil	IL	Israel	MW	Malawi	UG	Uganda
BY	Belarus	IS	Iceland	MX	Mexico	US	United States of America
CA	Canada	IT	Italy	NE	Niger	UZ	Uzbekistan
CF	Central African Republic	JP	Japan	NL	Netherlands	VN	Viet Nam
CG	Congo	KE	Kenya	NO	Norway	YU	Yugoslavia
CH	Switzerland	KG	Kyrgyzstan	NZ	New Zealand	ZW	Zimbabwe
CI	Côte d'Ivoire	KP	Democratic People's Republic of Korea	PL	Poland		
CM	Cameroon	KR	Republic of Korea	PT	Portugal		
CN	China	KZ	Kazakstan	RO	Romania		
CU	Cuba	LC	Saint Lucia	RU	Russian Federation		
CZ	Czech Republic	LI	Liechtenstein	SD	Sudan		
DE	Germany	LK	Sri Lanka	SE	Sweden		
DK	Denmark	LR	Liberia	SG	Singapore		
EE	Estonia						

**CYCLIC SUBSTITUTED FUSED PYRROLOCARBAZOLES
AND ISOINDOLONES**

CROSS REFERENCE TO RELATED APPLICATIONS

This application claims priority benefit of U.S. Provisional Application Ser.
5 No. 60/119,834, filed February 12, 1999, the content of which is incorporated herein by
reference in its entirety.

FIELD OF INVENTION

The present invention is directed to cyclic substituted aryl and heteroaryl-
fused pyrrolocarbazoles and isoindolones, which are referred to herein as "cyclic
10 substituted fused pyrrolocarbazoles and isoindolones." The invention also is directed to
methods for making and using cyclic substituted fused pyrrolocarbazoles and isoindolones.

BACKGROUND OF THE INVENTION

Protein kinases play a critical role in the control of cell growth and
differentiation. Aberrant expression or mutations in protein kinases have been shown to
15 lead to uncontrolled cell proliferation, such as malignant tumour growth, and various
defects in developmental processes, including cell migration and invasion, and
angiogenesis. Protein kinases are therefore critical to the control, regulation, and
modulation of cell proliferation in diseases and disorders associated with abnormal cell
proliferation. Protein kinases have also been implicated as targets in central nervous

- 2 -

system disorders such as Alzheimer's disease, inflammatory disorders such as psoriasis, bone diseases such as osteoporosis, atheroscleroses, restenosis, thrombosis, metabolic disorders such as diabetes, and infectious diseases such as viral and fungal infections.

One of the most commonly studied pathways involving kinase regulation is cellular signaling from receptors at the cell surface to the nucleus. Generally, the function of each receptor is determined by its pattern of expression, ligand availability, and the array of downstream signal transduction pathways that are activated by a particular receptor. One example of this pathway includes a cascade of kinases in which members of the Growth Factor receptor Tyrosine Kinases deliver signals via phosphorylation to other kinases such as Src Tyrosine kinase, and the Raf, Mek and Erk serine/threonine kinase families. Each of these kinases is represented by several family members which play related, but functionally distinct roles. The loss of regulation of the growth factor signaling pathway is a frequent occurrence in cancer as well as other disease states. Fearon, *Genetic Lesions in Human Cancer, Molecular Oncology*, 1996, 143-178.

The raf1 serine/threonine kinase can be activated by the known oncogene product *ras*. The raf kinase enzyme positively regulates cell division through the Raf/MEK/ERK protein kinase cascade. This activation is the result of cRaf1 catalyzed phosphorylation of the protein kinase, MEK1, which phosphorylates and activates the protein kinase . ERK phosphorylates and regulates transcription factors required for cell division. Avruch et al., *TIBS*, 1994 (19) 279-283. cRaf1 negatively regulates cell death by modulation of the activity of Bcl-2, a critical regulator of apoptosis. This regulation involves direct phosphorylation of Bcl-2 family members. Gajewski and Thompson, *Cell*, 1996 (87) 619-628.

These aspects of cRaf1-mediated regulation of cell proliferation require the kinase activity of cRaf1. It has also been reported that the reduction of Raf protein levels correlates with a reduction in tumor growth rate in *vivo* tumor mouse models. Monia, Johnston, Geiger, Muller, and Fubro, *Nature Medicine*, Vol. 2, No. 6, June 1996, 668-674. Inhibitors of the kinase activity of cRaf1 should therefore provide effective treatment for a wide variety of human cancers.

Activation of the MAP kinase signaling pathways represents an attractive target for tumor therapy by inhibiting one or more of the kinases involved. An additional member of

- 3 -

the MAP kinase family of proteins is the the p38 kinase, alternatively known as the cytokine suppressive drug binding protein or reactivation kinase, RK. Activation of this kinase has been implicated in the production of proinflammatory cytokines such as IL-1 and TNF. Inhibition of this kinase could therefore offer a treatment for disease states in
5 which disregulated cytokine production is involved.

The signals mediated by kinases have also been shown to control cell growth, cell death and differentiation in the cell by regulating the processes of the cell cycle. Progression through the eukaryotic cell cycle is controlled by a family of kinases called cyclin dependent kinases (CDKs). The loss of control of CDK regulation is a frequent
10 event in hyperproliferative diseases and cancer.

Inhibitors of kinases involved in mediating or maintaining particular disease states represent novel therapies for these disorders. Examples of such kinases include inhibition of Src, raf, and the cyclin-dependent kinases (CDK) 1, 2, and 4 in cancer, CDK2 or PDGF-R kinase in restenosis, CDK5 and GSK3 kinases in Alzheimers, c-Src kinase in
15 osteoporosis, GSK-3 kinase in type-2 diabetes, p38 kinase in inflammation, VEGF-R 1-3 and TIE-1 and -2 kinases in angiogenesis, UL97 kinase in viral infections, CSF-1R kinase in bone and hematopoetic diseases, and Lck kinase in autoimmune diseases and transplant rejection.

The microbial-derived material referred to as "K-252a" is a unique compound
20 which has gained significant attention over the past several years due to the variety of functional activities which it possesses. K-252a is an indolocarbazole alkaloid that was originally isolated from a Nocardiosis sp. culture (Kase, H et al. 39 J. Antibiotics 1059, 1986). K-252a is an inhibitor of several enzymes, including protein kinase C (PKC) which plays a central role in regulating cell functions, and trk tyrosine kinase. The reported
25 functional activities of K-252a and its derivatives are numerous and diverse: tumor inhibition (See U.S. Patent Nos. 4,877,776, 4,923,986, and 5,063,330; European Publication 238,011 in the name of Nomato); antiII-insecticidal activity (See U.S. Patent No. 4,735,939); inhibition of inflammation (See U.S. Patent No. 4,816,450); treatment of diseases associated with neuronal cells (See U.S. Patent Nos. 5,461,146; 5,621,100;
30 5,621,101; and WIPO Publication WO 94/02488, published February 3, 1994 in the names of Cephalon, Inc. and Kyowa Hakko Kogyo Co., Ltd.); and treatment of prostate disease

(See U.S. Patent Nos. 5,516,771; and 5,654,427). K-252a also has been reported to inhibit IL-2 production (See Grove, D.S. et al., Experimental Cell Research 193: 175-182, 1991).

The reported indolocarbazoles share several common attributes. In particular, each comprises three five member rings which all include a nitrogen moiety; staurosporine
5 (derived from *Streptomyces* sp.) and K-252a each further comprise a sugar moiety linked via two N-glycosidic bonds. Both K-252a and staurosporine have been extensively studied with respect to their utility as therapeutic agents. The indolocarbazoles are generally lipophilic, which allows for their comparative ease in crossing biological membranes, and, unlike proteinaceous materials, they manifest a longer in vivo half-life.

10 Although K-252a is normally derived from culture media via a fermentation process, the total synthesis of the natural (+) isomer and the unnatural (-) isomer, in which the three chiral carbons of the sugar have the opposite configurations, has been achieved (See Wood et al., J. Am. Chem. Soc. 117: 10413, 1995, and WIPO Publication WO 97/07081). However, this synthesis is not practical for commercial use.

15 In addition to the indolocarbazole alkaloids represented by K-252a and staurosporine, synthetic small organic molecules which are biologically active and known as fused pyrrolocarbazoles have been prepared (See U.S. Patent Nos. 5,475,110; 5,591,855; 5,594,009; 5,705,511; and 5,616,724).

Fused isoindolones which are non-indole-containing molecules that can be
20 chemically synthesized de novo are also known (See U.S. Patent No. 5,808,060 and WIPO Publication WO 97/21677).

Certain bis-indolylmaleimide macrocyclic derivatives have also been reported (See for example U.S. Patent Nos. 5,710,145; 5,672,618; 5,552,396 and 5,545,636).

Sugar derivatives of indolopyrrolocarbazoles also have been reported (see WIPO
25 Publication WO98/07433).

Thus, there is a need for novel classes of compounds which demonstrate activity toward receptor and non-receptor types of protein kinases. It has been discovered that a class of compounds, referred to herein as cyclic substituted fused pyrrolocarbazoles and isoindolones, are useful as agents for the regulation of protein kinase. The present
30 invention is therefore directed to, *inter alia*, their use as therapeutic agents for the treatment of the foregoing disorders, as well as other important ends.

- 6 -

d) $-C(=O)NH_2$, $-NR^{11}R^{12}$, $-(CH_2)_pNR^{11}R^{12}$, $-(CH_2)_pOR^{10}$, $-O(CH_2)_pOR^{10}$ and $-O(CH_2)_pNR^{11}R^{12}$, wherein p is from 1 to 4; and wherein either

1) R^{11} and R^{12} are each independently selected from the group consisting of H and alkyl having from 1 to 4 carbons; or

5 2) R^{11} and R^{12} together form a linking group of the formula $-(CH_2)_2-X^1-(CH_2)_2-$, wherein X^1 is selected from the group consisting of $-O-$, $-S-$, and $-CH_2-$;

R^2 is selected from the group consisting of H, alkyl having from 1 to 4 carbons, $-OH$, alkoxy having from 1 to 4 carbons, $-OC(=O)R^9$, $-OC(=O)NR^{11}R^{12}$,
 10 $-O(CH_2)_pNR^{11}R^{12}$, $-O(CH_2)_pOR^{10}$, substituted or unsubstituted arylalkyl having from 6 to 10 carbons, and substituted or unsubstituted heteroarylalkyl;

R^3 , R^4 , R^5 and R^6 are each independently selected from the group consisting of:

- 15 a) H, aryl, heteroaryl, F, Cl, Br, I, $-CN$, CF_3 , $-NO_2$, $-OH$, $-OR^9$, $-O(CH_2)_pNR^{11}R^{12}$, $-OC(=O)R^9$, $-OC(=O)NR^{11}R^{12}$, $-O(CH_2)_pOR^{10}$, $-CH_2OR^{10}$, $-NR^{11}R^{12}$, $-NR^{10}S(=O)_2R^9$, $-NR^{10}C(=O)R^9$,
- 20 b) $-CH_2OR^{14}$, wherein R^{14} is the residue of an amino acid after the hydroxyl group of the carboxyl group is removed;
- c) $-NR^{10}C(=O)NR^{11}R^{12}$, $-CO_2R^2$, $-C(=O)R^2$, $-C(=O)NR^{11}R^{12}$, $-CH=NOR^2$, $-CH=NR^9$, $-(CH_2)_pNR^{11}R^{12}$, $-(CH_2)_pNHR^{14}$, or $-CH=NNR^{2A}R^{2A}$ wherein R^{2A} is the same as R^2 ;
- 25 d) $-S(O)_yR^2$, $-(CH_2)_pS(O)_yR^9$, $-CH_2S(O)_yR^{14}$ wherein y is 0, 1 or 2;
- e) alkyl having from 1 to 8 carbons, alkenyl having from 2 to 8 carbons, and alkynyl having 2 to 8 carbons, wherein
- 30 1) each alkyl, alkenyl, or alkynyl group is unsubstituted; or
- 2) each alkyl, alkenyl or alkynyl group is substituted with 1 to 3 groups selected from the group consisting of aryl having from 6 to 10 carbons, heteroaryl, arylalkoxy, heterocycloalkoxy, hydroxylalkoxy, alkyloxy-alkoxy, hydroxyalkylthio, alkoxy-alkylthio, F, Cl, Br, I, $-CN$, $-NO_2$, $-OH$, $-OR^9$, $-X^2(CH_2)_pNR^{11}R^{12}$, -

- 7 -

$X^2(\text{CH}_2)_p\text{C}(=\text{O})\text{NR}^{11}\text{R}^{12}$, $-X^2(\text{CH}_2)_p\text{OC}(=\text{O})\text{NR}^{11}\text{R}^{12}$, $-X^2(\text{CH}_2)_p\text{CO}_2\text{R}^9$,
 $X^2(\text{CH}_2)_p\text{S}(\text{O})_y\text{R}^9$, $-X^2(\text{CH}_2)_p\text{NR}^{10}\text{C}(=\text{O})\text{NR}^{11}\text{R}^{12}$, $-\text{OC}(=\text{O})\text{R}^9$, -
 OCONHR^2 , -O-tetrahydropyranyl, $-\text{NR}^{11}\text{R}^{12}$, $-\text{NR}^{10}\text{CO}_2\text{R}^9$, -
 $\text{NR}^{10}\text{C}(=\text{O})\text{NR}^{11}\text{R}^{12}$, $-\text{NHC}(=\text{NH})\text{NH}_2$, $\text{NR}^{10}\text{C}(=\text{O})\text{R}^9$, $-\text{NR}^{10}\text{S}(\text{O})_2\text{R}^9$, -
 5 $\text{S}(\text{O})_y\text{R}^9$, $-\text{CO}_2\text{R}^2$, $-\text{C}(=\text{O})\text{NR}^{11}\text{R}^{12}$, $-\text{C}(=\text{O})\text{R}^2$, $-\text{CH}_2\text{OR}^{10}$, -
 $\text{CH}=\text{NNR}^2\text{R}^{2A}$, $-\text{CH}=\text{NOR}^2$, $-\text{CH}=\text{NR}^9$, $-\text{CH}=\text{NNHCH}(\text{N}=\text{NH})\text{NH}_2$, -
 $\text{S}(=\text{O})_2\text{NR}^2\text{R}^{2A}$, $-\text{P}(=\text{O})(\text{OR}^{10})_2$, $-\text{OR}^{14}$, and a monosaccharide having
 from 5 to 7 carbons wherein each hydroxyl group of the
 monosaccharide is independently either unsubstituted or is replaced by
 10 H, alkyl having from 1 to 4 carbons, alkylcarbonyloxy having from 2 to
 5 carbons, or alkoxy having from of 1 to 4 carbons;

X^2 is O, S, or NR^{10} ;

R^7 is



wherein:

m is 0-4;

G is a bond; or alkylene having 1 to 4 carbons, wherein the alkylene group is unsubstituted, or substituted with $\text{NR}^{11A}\text{R}^{12A}$ or OR^{19} ;

20 R^{11A} and R^{12A} are the same as R^{11} and R^{12} ;

R^{19} is selected from the group consisting of H, alkyl, acyl, and $\text{C}(=\text{O})\text{NR}^{11A}\text{R}^{12A}$;

25 R^8 is selected from the group consisting of $\text{O}(\text{C}=\text{O})\text{NR}^{11}\text{R}^{12}$, -CN, acyloxy, alkenyl, $-\text{O}-\text{CH}_2-\text{O}-(\text{CH}_2)_2-\text{O}-\text{CH}_3$, halogen and R^{1A} wherein R^{1A} is the same as R^1 ;

A and B are independently selected from the group consisting of O, N, S, CHR^{17} , $\text{C}(\text{OH})\text{R}^{17}$, $\text{C}(=\text{O})$, and $\text{CH}_2=\text{C}$; or A and B together can form -

- 8 -

CH=CH-;

C and D are independently selected from the group consisting of a bond, O, N, S, CHR¹⁷, C(OH)R¹⁷, C(=O) and CH₂=C;

5 E and F are independently selected from the group consisting of a bond, O, N, S, C(=O), and CH(R¹⁷);

R¹⁷ is selected from the group consisting of H, substituted or unsubstituted alkyl, alkoxy carbonyl, and substituted or unsubstituted alkoxy;

wherein:

- 10 1) ring J contains 0 to 3 ring heteroatoms;
- 2) any two adjacent hydroxyl groups of ring J can be joined in a dioxolane ring;
- 3) any two adjacent ring carbon atoms of ring J can be joined to form a fused aryl or heteroaryl ring;
- 15 4) any two adjacent ring nitrogen atoms of ring J can be joined to form a fused heterocyclic ring which can be substituted with 1 to 3 alkyl or aryl groups;

provided that:

- 20 1) ring J contain at least one carbon atom that is saturated;
- 2) ring J not contain two adjacent ring O atoms;
- 3) ring J contains a maximum of two ring C(=O) groups;
- 4) when G is a bond, ring J can be heteroaryl;

25 Q is selected from the group consisting of O, S, NR¹³, NR^{7A} wherein R^{7A} is the same as R⁷, CHR¹⁵, X³CH(R¹⁵), and CH(R¹⁵)X³, wherein X³ is selected from the group consisting of -O-, -S-, -CH₂-, NR^{7A}, and NR¹³;

W is selected from the group consisting of CR¹⁸R⁷ and CHR²;

R¹³ is selected from the group consisting of H, -SO₂R⁹, -CO₂R⁹, -C(=O)R⁹, -C(=O)NR¹¹R¹², alkyl of 1-8 carbons, alkenyl having 2-8 carbons, and alkynyl having 2-8 carbons; and either

- 30 1) the alkyl, alkenyl, or alkynyl group is unsubstituted; or
- 2) the alkyl, alkenyl, or alkynyl group independently is

- 9 -

- substituted with 1 to 3 groups selected from the group consisting of aryl having from 6 to 10 carbons, heteroaryl, arylalkoxy, heterocycloalkoxy, hydroxylalkoxy, alkyloxy-alkoxy, hydroxyalkylthio, alkoxy-alkylthio, F, Cl, Br, I, -CN, -NO₂, -OH, -OR⁹, - X²(CH₂)_pNR¹¹R¹², -
- 5 X²(CH₂)_pC(=O)NR¹¹R¹², -X²(CH₂)_pOC(=O)NR¹¹R¹², -X²(CH₂)_pCO₂R⁹, X²(CH₂)_pS(O)_yR⁹, -X²(CH₂)_pNR¹⁰C(=O)NR¹¹R¹², -OC(=O)R⁹, -OCONHR², -O-tetrahydropyranyl, -NR¹¹R¹², -NR¹⁰CO₂R⁹, -NR¹⁰C(=O)NR¹¹R¹², -NHC(=NH)NH₂, NR¹⁰C(=O)R⁹, -NR¹⁰S(O)₂R⁹, -S(O)_yR⁹, -CO₂R², -C(=O)NR¹¹R¹², -C(=O)R², -CH₂OR¹⁰, -CH=NNR²R^{2A}, -CH=NOR², -
- 10 CH=NR⁹, -CH=NNHCH(N=NH)NH₂, -S(=O)₂NR²R^{2A}, -P(=O)(OR¹⁰)₂, -OR¹⁴, and a monosaccharide having from 5 to 7 carbons wherein each hydroxyl group of the monosaccharide is independently either unsubstituted or is replaced by H, alkyl having from 1 to 4 carbons, alkylcarbonyloxy having from 2 to 5 carbons, or alkoxy having from of 1 to 4 carbons;
- 15 R¹⁵ is selected from the group consisting of H, OR¹⁰, SR¹⁰, R^{7A}, and R¹⁶;
- R¹⁶ is selected from the group consisting of alkyl of 1 to 4 carbons; phenyl; naphthyl; arylalkyl having 7 to 15 carbons, -SO₂R⁹, -CO₂R⁹, -C(=O)R⁹, alkyl having 1-8 carbons; alkenyl having 2 to 8 carbons, and alkynyl having 2 to 8 carbons, wherein
- 20 1) each alkyl, alkenyl, or alkynyl group is unsubstituted; or
2) each alkyl, alkenyl, or alkynyl group is substituted with 1 to 3 groups selected from the group consisting of aryl having from 6 to 10 carbons, heteroaryl, arylalkoxy, heterocycloalkoxy, hydroxylalkoxy, alkyloxy-alkoxy, hydroxyalkylthio, alkoxy-alkylthio, F, Cl, Br, I, -CN, -
- 25 NO₂, -OH, -OR⁹, - X²(CH₂)_pNR¹¹R¹², -X²(CH₂)_pC(=O)NR¹¹R¹², -X²(CH₂)_pOC(=O)NR¹¹R¹², -X²(CH₂)_pCO₂R⁹, X²(CH₂)_pS(O)_yR⁹, -X²(CH₂)_pNR¹⁰C(=O)NR¹¹R¹², -OC(=O)R⁹, -OCONHR², -O-tetrahydropyranyl, -NR¹¹R¹², -NR¹⁰CO₂R⁹, -NR¹⁰C(=O)NR¹¹R¹², -NHC(=NH)NH₂, NR¹⁰C(=O)R⁹, -NR¹⁰S(O)₂R⁹, -S(O)_yR⁹, -CO₂R², -
- 30 C(=O)NR¹¹R¹², -C(=O)R², -CH₂OR¹⁰, -CH=NNR²R^{2A}, -CH=NOR², -CH=NR⁹, -CH=NNHCH(N=NH)NH₂, -S(=O)₂NR²R^{2A}, -P(=O)(OR¹⁰)₂, -

- 10 -

OR¹⁴, and a monosaccharide having from 5 to 7 carbons wherein each hydroxyl group of the monosaccharide is independently either unsubstituted or is replaced by H, alkyl having from 1 to 4 carbons, alkylcarbonyloxy having from 2 to 5 carbons, or alkoxy having from 1 to 4 carbons;

5 R¹⁸ is selected from the group consisting of R², thioalkyl of 1-4 carbons, and halogen;

A¹ and A² are selected from the group consisting of H, H; H, OR²; H, -SR²; H, -N(R²)₂; and a group wherein A¹ and A² together form a moiety selected from the group consisting of =O, =S, and =NR²;

10 B¹ and B² are selected from the group consisting of H, H; H, -OR²; H, -SR²; H, -N(R²)₂; and a group wherein B¹ and B² together form a moiety selected from the group consisting of =O, =S, and =NR²; with the proviso that at least one of the pairs A¹ and A², or B¹ and B², form =O;

with the proviso that when Q is NH or NR^{7A}, and in any R⁷ or R^{7A} group m is 0 and
15 G is a bond, R⁸ is H, and R⁷ or R^{7A} contains one ring hetero oxygen atom at position A in a 5- or 6-membered ring, then B cannot be CHR¹⁷ where R¹⁷ is substituted or unsubstituted alkyl; and

with the further proviso that the compound of Formula I contains one R⁷ or R^{7A} group or both an R⁷ and R^{7A} group.

20 In some preferred embodiments of the compounds of Formula I, A and B are independently selected from the group consisting of O, N, S, CHR¹⁷, C(OH)R¹⁷, C(=O), and CH₂=C;

R¹⁷ is selected from the group consisting of H, substituted or unsubstituted alkyl, and substituted or unsubstituted alkoxy; wherein:

- 25
- 1) ring J contains 0 to 3 ring heteroatoms;
 - 2) any two adjacent hydroxyl groups of ring J can be joined in a dioxolane ring;
 - 3) any two adjacent ring carbon atoms of ring J can be joined to form a fused aryl or heteroaryl ring;

30 provided that:

- 1) ring J contain at least one carbon atom that is saturated;

- 11 -

- 2) ring J not contain two adjacent ring O atoms;
- 3) ring J contains a maximum of two ring C(=O) groups;
- 4) when G is a bond, ring J can be heteroaryl; and

R⁸ is selected from the group consisting of O(C=O)NR¹¹R¹², acyloxy,

5 alkenyl,

-O-CH₂-O-(CH₂)₂-O-CH₃, halogen and R^{1A} wherein R^{1A} is the same as R¹.

In some preferred embodiments of the compounds of the invention, R¹, R⁴ and R⁶ are H. In further preferred embodiments of the compounds of the invention, one of A₁, A₂ or B₁, B₂ is H, H and the other is =O. Preferably, R¹, R⁴ and R⁶ are H and one of A₁, A₂ or
10 B₁, B₂ is H, H and the other is =O.

In further preferred embodiments, R¹, R⁴, R⁵, R⁶ and R⁸ are H.

In some preferred embodiments, R³ and R⁵ are independently selected from the group consisting of H, alkoxy, halogen, alkoxyalkyl, alkoxy-alkoxyalkyl and alkoxy-alkoxycarbonyl.

15 In some preferred embodiments, Q is NR¹³, preferably wherein R¹³ is H or R^{7A}, with H being especially preferred.

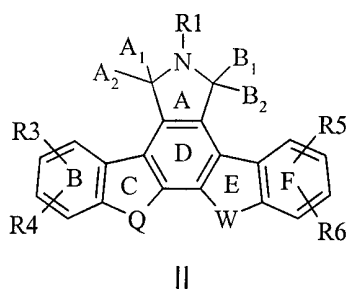
In some preferred embodiments of the compounds of the invention, W is CH₂ or CR¹⁸R⁷ with CR¹⁸R⁷ being preferred. Preferably, R¹⁸ is H or lower alkyl. In some preferred embodiments, R⁷ is a 3-, 4-, 5- or 6-membered carbocyclic ring, or a 5- or 6-
20 membered heterocyclic ring which contains one or two ring O, N, or S atoms. More preferably, R⁷ is a heterocyclic ring having one ring O, N, or S hetero atom. In some especially preferred embodiments, R⁷ is a 3-, 4-, 5- or 6-membered heterocyclic ring which contains one ring O atom.

In some preferred embodiments, G is a bond or CH₂. In further preferred
25 embodiments, m is 0 or 1.

In some preferred embodiments, R⁸ is H, OH, halogen, ethenyl, acyloxy, alkoxy, substituted or unsubstituted phenyl, substituted or unsubstituted heteroaryl, or hydroxyalkyl, with H or OH being preferred.

In some preferred embodiments, the compounds of the invention have the Formula
30 II:

- 12 -



In some preferred embodiments of the compounds of Formula II, R^1 , R^4 and R^6 are H. In further preferred embodiments of the compounds of Formula II, one of A_1, A_2 or B_1, B_2 is H, H and the other is =O. In further preferred embodiments of the compounds of Formula II, R^3 and R^5 are, independently selected from the group consisting of H, alkoxy, halogen, alkoxyalkyl, alkoxy-alkoxyalkyl and alkoxy-alkoxycarbonyl. In still further preferred embodiments of the compounds of Formula II, G is a bond or CH_2 .

In further preferred embodiments of the compounds of Formula II, W is CH_2 or $CR^{18}R^7$. In still further preferred embodiments of the compounds of Formula II, Q is NR^{13} or NR^{7A} . In further preferred embodiments of the compounds of Formula II, R^8 is H, OH, halogen, ethenyl, acyloxy, alkoxy, substituted or unsubstituted phenyl, substituted or unsubstituted heteroaryl, or hydroxyalkyl.

In more preferred embodiments of the compounds of Formula II, R^1 , R^4 and R^6 are H; one of A_1, A_2 or B_1, B_2 is H, H and the other is =O; R^3 and R^5 are, independently selected from the group consisting of H, alkoxy, halogen, alkoxyalkyl, alkoxy-alkoxyalkyl and alkoxy-alkoxycarbonyl; G is a bond or CH_2 ; and W is CH_2 or $CR^{18}R^7$; R^8 is selected from the group consisting of H, OH, halogen, ethenyl, acyloxy, alkoxy, substituted or unsubstituted phenyl, substituted or unsubstituted heteroaryl, and hydroxyalkyl; and Q is NR^{13} or NR^{7A} . Preferably, R^8 is H or OH.

In some even more preferred embodiments of the compounds of Formula II, Q is NR^{13} where R^{13} is H, G is a bond; and W is $CR^{18}R^7$ where R^{18} is H or lower alkyl; and R^3 and R^5 are independently selected from the group consisting of H, alkoxy, and alkoxy-alkoxycarbonyl. Preferably, R^7 is a 3-, 4-, 5- or 6-membered carbocyclic ring, or a 5- or 6-membered heterocyclic ring which contains one or two ring O, N, or S atoms. Also preferred are embodiments wherein R^7 is a heterocyclic ring having one ring O, N, or S hetero atom, with a 3-, 4, 5- or 6-membered heterocyclic ring which contains one ring O

atom being preferred.

In some particularly preferred embodiments, the constituent variables of the compounds of Formula II are selected in accordance with Table 7, *infra*.

In further more preferred embodiments of the compounds of Formula II, Q is NR^{7A};
 5 R⁵ and R⁸ are H; W is CH₂; m is 0; G is a bond or CH₂; and R³ is independently selected
 from the group consisting of H, halogen, alkoxyalkyl, and alkoxy-alkoxyalkyl. Preferably,
 R^{7A} is a 3-, 4-, 5- or 6-membered carbocyclic ring, or a 5- or 6-membered heterocyclic ring
 which contains one or two ring O, N, or S atoms. Also preferred are embodiments wherein
 R^{7A} is a heterocyclic ring having one ring O, N, or S hetero atom, with a 3-, 4, 5- or 6-
 10 membered heterocyclic ring which contains one ring O atom being preferred.

In some particularly preferred embodiments, the constituent variables of the compounds of Formula II are selected in accordance with Table 8, *infra*.

In some preferred embodiments of the compounds of Formula II, R¹, R³, R⁴ and R⁶
 are each H; A₁,A₂ is H,H; B₁,B₂ is =O; Q is NH; R⁵ is H or alkoxy; W is CR¹⁸R⁷ where R¹⁸
 15 is H; G is a bond; m is 1; R⁸ is OH or -C(=O)R⁹ where R⁹ is alkyl; A is O; B, C and D are
 each CHR¹⁷ where R¹⁷ is H; and E and F are each a bond. In particularly preferred
 embodiments, R⁵ is attached to the 10-position. In some especially preferred
 embodiments, R⁵ is alkoxy, with-O-CH₃ being preferred. In further especially preferred
 embodiments, R⁸ is -OH.

20 In further preferred embodiments of the compounds of Formula II, R¹, R³, R⁴ and
 R⁶ are each H; A₁,A₂ is H,H; B₁,B₂ is =O; Q is NH; R⁵ is H and is attached at the 10-
 position; W is CR¹⁸R⁷ where R¹⁸ is H; G is a bond; m is 1; R⁸ is OH or -C(=O)R⁹ where R⁹
 is alkyl, with -OH being preferred; A is O; B, C and D are each CHR¹⁷ where R¹⁷ is H; and
 E and F are each a bond.

25 In further preferred embodiments, of the compounds of Formula II, R¹, R³, R⁴ and
 R⁶ are each H; A₁,A₂ is H,H; B₁,B₂ is =O; Q is NH; R⁵ is H and is attached at the 10-
 position; W is CR¹⁸R⁷ where R¹⁸ is H; G is a bond; m is 1; R⁸ acyloxy with -O-(C=O)-CH₃
 being preferred; A is O; B, C and D are each CHR¹⁷ where R¹⁷ is H; and E and F are each a
 bond.

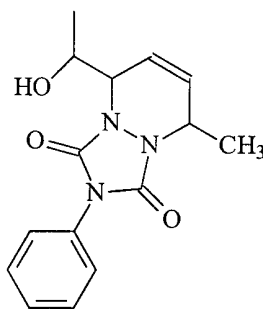
30 In further preferred embodiments of the compounds of Formula II, R¹, R³, R⁴ R⁵
 and R⁶ are each H; A₁,A₂ is H,H; and B₁,B₂ is =O. In further preferred embodiments, Q is

- 14 -

NR^{7A} and W is CHR^{17} , preferably where R^{7A} and R^{17} are each cyclopropylmethyl.

In some preferred embodiments of the compounds of Formula I, R^1 , R^3 , R^4 , R^5 and R^6 are each H; A_1, A_2 is H,H; B_1, B_2 is =O, W is CH_2 , and Q is NR^{7A} . In further preferred embodiments, G is CH_2 , m is 0, R^8 is -CN, and ring J is cyclopropyl.

- 5 In further preferred embodiments of the compounds of Formula I, R^1 , R^3 , R^4 , R^5 and R^6 are each H; A_1, A_2 is H,H; B_1, B_2 is =O, Q is NH, and W is CR^{18}R^7 where R^{18} is H. In further preferred embodiments, G is CHOH, m is 0, R^8 is H, A and B form -CH=CH-, C is CHR^{17} where R^{17} is - CH_3 , D is a bond, E and F are each N. In still further preferred
- 10 with 1 aryl group. Preferably, R^7 has the formula:



- In further preferred embodiments of the compounds of Formula I, R^1 , R^3 , R^4 , R^5 and R^6 are each H; A_1, A_2 is H,H; B_1, B_2 is =O, W is CH_2 , and Q is NR^{7A} , G is ethylene, m is 0, R^8 is H, A is NH, B is CHR^{17} , C and D are each a bond, E is CH_2 and F is S, preferably
- 15 wherein R^{17} is alkoxy carbonyl, with methoxy carbonyl being more preferred.

- The compounds of the invention are useful, *inter alia*, for enhancing trophic factor-induced activities of trophic factor responsive cells, e.g., cholinergic neurons, and may also function as survival-promoting agents for other neuronal cell types, e.g., dopaminergic and glutamatergic, and are thus beneficial pharmacological and therapeutic agents. The
- 20 present compounds are also useful in the treatment of disorders associated with decreased ChAT activity or the death or injury to spinal cord motoneurons, and also have utility in diseases associated with apoptotic cell death of the central and peripheral nervous system, immune system, and in inflammatory diseases.

- The cyclic substituted fused pyrrolocarbazoles and isoindolone compounds
- 25 described herein may also find utility in the treatment of disease states involving malignant

- 15 -

cell proliferation, such as cancer.

Thus, also provided in accordance with the present invention are method for inhibiting a kinase comprising providing a compound of claim 1 in an amount sufficient to result in effective inhibition. Preferably, the kinase is selected from *trk* kinase, particularly
5 *trk A*, VEGFR, MLK, and FGFR.

In some preferred embodiments, methods of the invention are provided to treat inflammation. In further preferred embodiments, methods are provided for treating or preventing prostate disorders which comprises administering to a host in need of such treatment or prevention a therapeutically effective amount of a compound of the invention.
10 In some preferred embodiments, the prostate disorder is prostate cancer or benign prostate hyperplasia.

In further preferred embodiments of the methods of the invention, method are provided for treating or preventing disorders where VEGFR activity contributes to pathological conditions comprising providing a compound of the invention in an amount
15 sufficient to result in the platelet derived growth factor receptor being contacted with an effective inhibitory amount of the compound, preferably wherein the disorder is cancer, endometriosis, psoriasis, hemangioblastoma, or an ocular disease, and more preferably wherein the disorder is a solid tumor, a hematopoietic or lymphatic malignancy, or an ocular disease which is preferably diabetic retinopathy.

20 In further preferred embodiments of the methods of the invention, methods are provided for treating or preventing disorders where PDGFR activity contributes to pathological conditions comprising providing a compound of the invention in an amount sufficient to result in the platelet derived growth factor receptor being contacted with an effective inhibitory amount of the compound.

25 In further preferred embodiments of the methods of the invention, method are provided for treating or preventing neoplasia, rheumatoid arthritis, pulmonary fibrosis, myelofibrosis, abnormal wound healing, atherosclerosis, or restenosis which comprises administering to a host in need of such treatment or prevention a therapeutically effective amount of a compound of the invention.

30 In further preferred embodiments of the methods of the invention, method are provided for treating or preventing disorders characterized by the aberrant activity of

- 16 -

trophic factor responsive cells comprising providing a compound of the invention in an amount sufficient to result in the trophic factor cell receptor being contacted with an effective activity inducing amount of the compound.

In still further preferred embodiments of the methods of the invention, method are
5 provided for treating or preventing Alzheimer's disease, amyotrophic lateral sclerosis, Parkinson's disease, stroke, ischaemia, Huntington's disease, AIDS dementia, epilepsy, multiple sclerosis, peripheral neuropathy, or injuries of the brain or spinal chord which comprises administering to a host in need of such treatment or prevention a therapeutically effective amount of a compound of the invention.

10 In further preferred embodiments of the methods of the invention, method are provided for treating or preventing disorders characterized by the aberrant activity of a protein kinase which comprises administering to a host in need of such treatment or prevention a therapeutically effective amount of a compound of the invention.

In still further preferred embodiments of the methods of the invention, method are
15 provided for treating or preventing disorders where either the vascular endothelial growth factor receptor (VEGFR) kinase, *trkA* tyrosine kinase (*trkA*), mixed lineage kinase (MLK) or the fibroblast growth factor receptor kinase (FGFR) contributes to pathological conditions, the method comprising providing a compound of the invention in an amount sufficient to result in the receptor being contacted with an effective inhibitory amount of
20 the compound.

In some preferred embodiments of the methods of the invention, methods are provided for treating or preventing a disease mediated by a kinase selected from ab1, AKT, bcr-ab1, Blk, Brk, Btk, c-kit, c-met, c-src, CDK1, CDK2, CDK4, CDK6, chk1, chk
2, cRaf1, CSF1R, CSK, EGFR, ErbB2, ErbB3, ErbB4, ERK (Eph), ERK 2, Fak, fes,
25 FGFR1, FGFR2, FGFR3, FGFR4, FGFR5, Fgr, FLK-4, flt-1, Fps, Frk, Fyn, GSK, Hck, IGF-1R, INS-R, Jak, JNK, tau, VEGFR1, VEGFR2, VEGFR3, Lck, Lyn, MEK, p38, PDGFR, PIK, PKC, PYK2, ros, tie₁, tie₂, TRK, UL97, Yes and Zap70, the method comprising administering to a patient in need of such treatment or prevention a pharmaceutically effective amount of a compound of the invention.

30 In further preferred embodiments methods are provided for treating or preventing disorders where a kinase selected from ab1, AKT, bcr-ab1, Blk, Brk, Btk, c-kit, c-met, c-

src, CDK1, CDK2, CDK4, CDK6, chk1, chk 2, cRaf1, CSF1R, CSK, EGFR, ErbB2, ErbB3, ErbB4, ERK (Eph), ERK 2, Fak, fes, FGFR1, FGFR2, FGFR3, FGFR4, FGFR5, Fgr, FLK-4, flt-1, Fps, Frk, Fyn, GSK, Hck, IGF-1R, INS-R, Jak, JNK, tau, VEGFR1, VEGFR2, VEGFR3, Lck, Lyn, MEK, p38, PDGFR, PIK, PKC, PYK2, ros, tie₁, tie₂, TRK, UL97, Yes and Zap70 contributes to pathological conditions, the method comprising providing a compound of the invention in an amount sufficient to result in the receptor being contacted with an effective inhibitory amount of the compound.

Also provided in accordance with preferred embodiments of the invention are methods for treating or preventing a symptom of a disorder where a kinase selected from ab1, AKT, bcr-ab1, Blk, Brk, Btk, c-kit, c-met, c-src, CDK1, CDK2, CDK4, CDK6, chk1, chk 2, cRaf1, CSF1R, CSK, EGFR, ErbB2, ErbB3, ErbB4, ERK (Eph), ERK 2, Fak, fes, FGFR1, FGFR2, FGFR3, FGFR4, FGFR5, Fgr, FLK-4, flt-1, Fps, Frk, Fyn, GSK, Hck, IGF-1R, INS-R, Jak, JNK, tau, VEGFR1, VEGFR2, VEGFR3, Lck, Lyn, MEK, p38, PDGFR, PIK, PKC, PYK2, ros, tie₁, tie₂, TRK, UL97, Yes and Zap70 contributes to such symptom, the method comprising providing a compound of the invention in an amount sufficient to result in the receptor being contacted with an effective inhibitory amount of the compound.

The present invention further provides methods for treating or preventing Alzheimer's disease, amyotrophic lateral sclerosis, Parkinson's disease, stroke, ischaemia, Huntington's disease, AIDS dementia, epilepsy, multiple sclerosis, peripheral neuropathy, injuries of the brain or spinal chord, cancer, restenosis, osteoporosis, inflammation, angiogenesis, viral infections, bone or hematopoietic diseases, autoimmune diseases or transplant rejection which comprises administering to a host in need of such treatment or prevention a therapeutically effective amount of a compound of the invention.

Also provided in accordance with the present invention are methods for the treatment of cancer comprising inhibiting one or more of Src, raf, or a cell cycle kinase. Preferably, the cell cycle kinase is a cyclin-dependent kinase or a checkpoint kinase. Preferably, the cyclin-dependent kinase is CDK 1, 2, 4 or 6, and the checkpoint kinase is chk 1 or chk 2.

Compositions containing the subject compounds, and methods for using the subject compounds, are disclosed. Methodologies for making the cyclic substituted aryl and

heteroaryl-fused pyrrolocarbazoles and isoindolones are also disclosed. Other useful methodologies will be apparent to those skilled in the art, once armed with the present disclosure. These and other features of the compounds of the subject invention are set forth in more detail below.

5 **Brief Description of the Drawings**

Figure 1 is a schematic drawing showing a preparation of an R¹ protected fused pyrrolocarbazoles and isoindolones.

Figure 2 is a schematic drawing showing a general preparation of a cyclic compound of the invention from an acyclic reagent.

10 Figure 3 is a schematic drawing showing a general preparation of a cyclic compound of the invention via intramolecular dipolar cycloaddition.

Figure 4 is a schematic drawing showing another general preparation of a cyclic compound of the invention via intermolecular dipolar cycloaddition.

15 Figure 5 is a schematic drawing showing a general preparation of a cyclic compound of the invention by reaction of a carbanion intermediate with a cyclic ketone, an epoxide, oxirane or aziridine, and Michael addition.

Figure 6 is a schematic drawing showing a general preparation of a cyclic compound of the invention by the introduction of a preferred appropriately substituted cyclic intermediate as a nucleophile.

20 Figure 7 is a schematic drawing showing a general preparation of a cyclic compound of the invention by reaction of a carbanion intermediate with highly electrophilic reagents.

25 Figure 8 is a schematic drawing showing a general preparation of a cyclic compound of the invention using a preferred appropriately substituted cyclic intermediate as an electrophile.

Figure 9 is a schematic drawing showing a general preparation of a cyclic compound of the invention in which cyclic substituents are formed from an olefinic group.

Figure 10 is a schematic drawing showing the preparation of an R¹ protected fused pyrrolocarbazoles and isoindolones.

30 Figure 11 is a schematic drawing showing the preparation of soluble and resin-

bound N-lactam protected fused pyrrolocarbazoles.

Figure 12 is a schematic drawing showing a general preparation of a cyclic compound of the invention by reaction of a carbanion intermediate with an acyclic reagent containing an electrophilic C=Y bond to provide the cyclic substituent directly.

5 Figure 13 is a schematic drawing showing a general preparation of a cyclic compound of the invention via intramolecular dipolar cycloaddition.

Figure 14 is a schematic drawing showing a general preparation of a cyclic compound of the invention via intermolecular dipolar cycloaddition.

10 Figure 15 is another schematic drawing showing a general preparation of a cyclic compound of the invention showing a general preparation of a cyclic compound of the invention by reaction of a carbanion intermediate with a cyclic ketone, an epoxide, oxirane or aziridine, and Michael addition.

Figure 16 is a schematic drawing showing a general preparation of a cyclic compound of the invention by the introduction of a preferred appropriately substituted
15 cyclic intermediate as a nucleophile.

Figure 17 is another schematic drawing showing a general preparation of a cyclic compound of the invention by reaction of a carbanion intermediate with highly electrophilic reagents.

20 Figure 18 is another schematic drawing showing a general preparation of a cyclic compound of the invention using a preferred appropriately substituted cyclic intermediate as an electrophile.

Figure 19 is another schematic drawing showing a general preparation of a cyclic compound of the invention in which cyclic substituents are formed from an olefinic group.

25 Figure 20 is a schematic drawing showing a general preparation of a cyclic compound of the invention in which the cyclic substituent is formed from an aldehyde intermediate.

Figure 21 is another schematic drawing showing a general preparation of a cyclic compound of the invention in which the cyclic substituent is formed from an aldehyde intermediate.

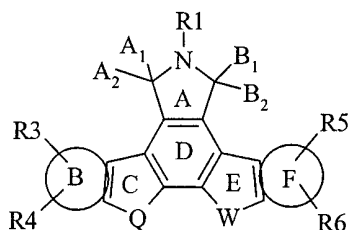
30

Detailed Description

Disclosed herein are cyclic substituted fused pyrrolocarbazoles and isoindolones,

- 20 -

which are represented by the following Formula I:



I

wherein:

- 5 ring B and ring F, independently, and each together with the carbon atoms to which they are attached, are selected from the group consisting of:
- a) an unsaturated 6-membered carbocyclic aromatic ring in which from 1 to 3 carbon atoms may be replaced by nitrogen atoms;
 - b) an unsaturated 5-membered carbocyclic aromatic ring; and
 - 10 c) an unsaturated 5-membered carbocyclic aromatic ring in which either
 - 1) one carbon atom is replaced with an oxygen, nitrogen, or sulfur atom;
 - 2) two carbon atoms are replaced with a sulfur and a nitrogen atom, an oxygen and a nitrogen atom, or two nitrogen atoms; or
 - 15 3) three carbon atoms are replaced with three nitrogen atoms;

R¹ is selected from the group consisting of:

- a) H, substituted or unsubstituted alkyl having from 1 to 4 carbons, substituted or unsubstituted aryl, substituted or unsubstituted arylalkyl, substituted or unsubstituted heteroaryl, or substituted or unsubstituted heteroarylalkyl;
- 20 b) -C(=O)R⁹, where R⁹ is selected from the group consisting of alkyl, aryl and heteroaryl;
- c) -OR¹⁰, where R¹⁰ is selected from the group consisting of H and alkyl having from 1 to 4 carbons;
- 25 d) -C(=O)NH₂, -NR¹¹R¹², -(CH₂)_pNR¹¹R¹², -(CH₂)_pOR¹⁰, -O(CH₂)_pOR¹⁰ and

- 21 -

$-\text{O}(\text{CH}_2)_p\text{NR}^{11}\text{R}^{12}$, wherein p is from 1 to 4; and wherein either

1) R^{11} and R^{12} are each independently selected from the group consisting of H and alkyl having from 1 to 4 carbons; or

2) R^{11} and R^{12} together form a linking group of the formula $-(\text{CH}_2)_2-\text{X}^1-(\text{CH}_2)_2-$, wherein X^1 is selected from the group consisting of -O-, -S-, and $-\text{CH}_2-$;

R^2 is selected from the group consisting of H, alkyl having from 1 to 4 carbons, -OH, alkoxy having from 1 to 4 carbons, $-\text{OC}(=\text{O})\text{R}^9$, $-\text{OC}(=\text{O})\text{NR}^{11}\text{R}^{12}$, $-\text{O}(\text{CH}_2)_p\text{NR}^{11}\text{R}^{12}$, $-\text{O}(\text{CH}_2)_p\text{OR}^{10}$, substituted or unsubstituted arylalkyl having from 6 to 10 carbons, and substituted or unsubstituted heteroarylalkyl;

R^3 , R^4 , R^5 and R^6 are each independently selected from the group consisting of:

- a) H, aryl, heteroaryl, F, Cl, Br, I, -CN, CF_3 , $-\text{NO}_2$, -OH, $-\text{OR}^9$, $-\text{O}(\text{CH}_2)_p\text{NR}^{11}\text{R}^{12}$, $-\text{OC}(=\text{O})\text{R}^9$, $-\text{OC}(=\text{O})\text{NR}^{11}\text{R}^{12}$, $-\text{O}(\text{CH}_2)_p\text{OR}^{10}$, $-\text{CH}_2\text{OR}^{10}$, $-\text{NR}^{11}\text{R}^{12}$, $-\text{NR}^{10}\text{S}(=\text{O})_2\text{R}^9$, $-\text{NR}^{10}\text{C}(=\text{O})\text{R}^9$,
- b) $-\text{CH}_2\text{OR}^{14}$, wherein R^{14} is the residue of an amino acid after the hydroxyl group of the carboxyl group is removed;
- c) $-\text{NR}^{10}\text{C}(=\text{O})\text{NR}^{11}\text{R}^{12}$, $-\text{CO}_2\text{R}^2$, $-\text{C}(=\text{O})\text{R}^2$, $-\text{C}(=\text{O})\text{NR}^{11}\text{R}^{12}$, $-\text{CH}=\text{NOR}^2$, $-\text{CH}=\text{NR}^9$, $-(\text{CH}_2)_p\text{NR}^{11}\text{R}^{12}$, $-(\text{CH}_2)_p\text{NHR}^{14}$, or $-\text{CH}=\text{NNR}^2\text{R}^{2A}$ wherein R^{2A} is the same as R^2 ;
- d) $-\text{S}(\text{O})_y\text{R}^2$, $-(\text{CH}_2)_p\text{S}(\text{O})_y\text{R}^9$, $-\text{CH}_2\text{S}(\text{O})_y\text{R}^{14}$ wherein y is 0, 1 or 2;
- e) alkyl having from 1 to 8 carbons, alkenyl having from 2 to 8 carbons, and alkynyl having 2 to 8 carbons, wherein

1) each alkyl, alkenyl, or alkynyl group is unsubstituted; or

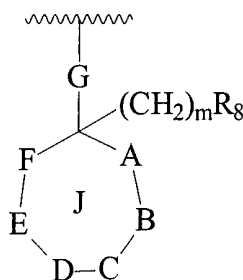
2) each alkyl, alkenyl or alkynyl group is substituted with 1 to 3 groups selected from the group consisting of aryl having from 6 to 10 carbons, heteroaryl, arylalkoxy, heterocycloalkoxy, hydroxylalkoxy, alkyloxy-alkoxy, hydroxyalkylthio, alkoxy-alkylthio, F, Cl, Br, I, -CN, $-\text{NO}_2$, -OH, $-\text{OR}^9$, $-\text{X}^2(\text{CH}_2)_p\text{NR}^{11}\text{R}^{12}$, $-\text{X}^2(\text{CH}_2)_p\text{C}(=\text{O})\text{NR}^{11}\text{R}^{12}$, $-\text{X}^2(\text{CH}_2)_p\text{OC}(=\text{O})\text{NR}^{11}\text{R}^{12}$, $-\text{X}^2(\text{CH}_2)_p\text{CO}_2\text{R}^9$,

- 22 -

$X^2(\text{CH}_2)_p\text{S}(\text{O})_y\text{R}^9$, $-X^2(\text{CH}_2)_p\text{NR}^{10}\text{C}(=\text{O})\text{NR}^{11}\text{R}^{12}$, $-\text{OC}(=\text{O})\text{R}^9$, $-\text{OCONHR}^2$, $-\text{O-tetrahydropyranyl}$, $-\text{NR}^{11}\text{R}^{12}$, $-\text{NR}^{10}\text{CO}_2\text{R}^9$, $-\text{NR}^{10}\text{C}(=\text{O})\text{NR}^{11}\text{R}^{12}$, $-\text{NHC}(=\text{NH})\text{NH}_2$, $\text{NR}^{10}\text{C}(=\text{O})\text{R}^9$, $-\text{NR}^{10}\text{S}(\text{O})_2\text{R}^9$, $-\text{S}(\text{O})_y\text{R}^9$, $-\text{CO}_2\text{R}^2$, $-\text{C}(=\text{O})\text{NR}^{11}\text{R}^{12}$, $-\text{C}(=\text{O})\text{R}^2$, $-\text{CH}_2\text{OR}^{10}$, $-\text{CH}=\text{NNR}^2\text{R}^{2A}$, $-\text{CH}=\text{NOR}^2$, $-\text{CH}=\text{NR}^9$, $-\text{CH}=\text{NNHCH}(\text{N}=\text{NH})\text{NH}_2$, $-\text{S}(=\text{O})_2\text{NR}^2\text{R}^{2A}$, $-\text{P}(=\text{O})(\text{OR}^{10})_2$, $-\text{OR}^{14}$, and a monosaccharide having from 5 to 7 carbons wherein each hydroxyl group of the monosaccharide is independently either unsubstituted or is replaced by H, alkyl having from 1 to 4 carbons, alkylcarbonyloxy having from 2 to 5 carbons, or alkoxy having from of 1 to 4 carbons;

X^2 is O, S, or NR^{10} ;

R^7 is



wherein:

m is 0-4;

G is a bond; or alkylene having 1 to 4 carbons, wherein the alkylene group is unsubstituted, or substituted with $\text{NR}^{11A}\text{R}^{12A}$ or OR^{19} ;

R^{11A} and R^{12A} are the same as R^{11} and R^{12} ;

R^{19} is selected from the group consisting of H, alkyl, acyl, and $\text{C}(=\text{O})\text{NR}^{11A}\text{R}^{12A}$;

R^8 is selected from the group consisting of $\text{O}(\text{C}=\text{O})\text{NR}^{11}\text{R}^{12}$, $-\text{CN}$, acyloxy, alkenyl, $-\text{O}-\text{CH}_2-\text{O}-(\text{CH}_2)_2-\text{O}-\text{CH}_3$, halogen and R^{1A} wherein R^{1A} is the same as R^1 ;

A and B are independently selected from the group consisting of O, N, S, CHR^{17} , $\text{C}(\text{OH})\text{R}^{17}$, $\text{C}(=\text{O})$, and $\text{CH}_2=\text{C}$; or A and B together can form $-\text{CH}=\text{CH}-$;

- 23 -

C and D are independently selected from the group consisting of a bond, O, N, S, CHR¹⁷, C(OH)R¹⁷, C(=O) and CH₂=C;

E and F are independently selected from the group consisting of a bond, O, N, S, C(=O), and CH(R¹⁷);

5 R¹⁷ is selected from the group consisting of H, substituted or unsubstituted alkyl, alkoxy carbonyl, and substituted or unsubstituted alkoxy;

wherein:

- 1) ring J contains 0 to 3 ring heteroatoms;
- 10 2) any two adjacent hydroxyl groups of ring J can be joined in a dioxolane ring;
- 3) any two adjacent ring carbon atoms of ring J can be joined to form a fused aryl or heteroaryl ring;
- 4) any two adjacent ring nitrogen atoms of ring J can be
- 15 joined to form a fused heterocyclic ring which can be substituted with 1 to 3 alkyl or aryl groups;

provided that:

- 1) ring J contain at least one carbon atom that is saturated;
- 2) ring J not contain two adjacent ring O atoms;
- 20 3) ring J contains a maximum of two ring C(=O) groups;
- 4) when G is a bond, ring J can be heteroaryl;

Q is selected from the group consisting of O, S, NR¹³, NR^{7A} wherein R^{7A} is the same as R⁷, CHR¹⁵, X³CH(R¹⁵), and CH(R¹⁵)X³, wherein X³ is selected from the group consisting of -O-, -S-, -CH₂-, NR^{7A}, and NR¹³;

25 W is selected from the group consisting of CR¹⁸R⁷ and CHR²;

R¹³ is selected from the group consisting of H, -SO₂R⁹, -CO₂R⁹, -C(=O)R⁹, -C(=O)NR¹¹R¹², alkyl of 1-8 carbons, alkenyl having 2-8 carbons, and alkynyl having 2-8 carbons; and either

- 1) the alkyl, alkenyl, or alkynyl group is unsubstituted; or
- 30 2) the alkyl, alkenyl, or alkynyl group independently is substituted with 1 to 3 groups selected from the group consisting of aryl

- 24 -

- having from 6 to 10 carbons, heteroaryl, arylalkoxy, heterocycloalkoxy, hydroxylalkoxy, alkyloxy-alkoxy, hydroxyalkylthio, alkoxy-alkylthio, F, Cl, Br, I, -CN, -NO₂, -OH, -OR⁹, - X²(CH₂)_pNR¹¹R¹², - X²(CH₂)_pC(=O)NR¹¹R¹², -X²(CH₂)_pOC(=O)NR¹¹R¹², -X²(CH₂)_pCO₂R⁹, X²(CH₂)_pS(O)_yR⁹, -X²(CH₂)_pNR¹⁰C(=O)NR¹¹R¹², -OC(=O)R⁹, -OCONHR², -O-tetrahydropyranyl, -NR¹¹R¹², -NR¹⁰CO₂R⁹, -NR¹⁰C(=O)NR¹¹R¹², -NHC(=NH)NH₂, NR¹⁰C(=O)R⁹, -NR¹⁰S(O)₂R⁹, -S(O)_yR⁹, -CO₂R², -C(=O)NR¹¹R¹², -C(=O)R², -CH₂OR¹⁰, -CH=NNR²R^{2A}, -CH=NOR², -CH=NR⁹, -CH=NNHCH(N=NH)NH₂, -S(=O)₂NR²R^{2A}, -P(=O)(OR¹⁰)₂, -OR¹⁴, and a monosaccharide having from 5 to 7 carbons wherein each hydroxyl group of the monosaccharide is independently either unsubstituted or is replaced by H, alkyl having from 1 to 4 carbons, alkylcarbonyloxy having from 2 to 5 carbons, or alkoxy having from of 1 to 4 carbons;
- R¹⁵ is selected from the group consisting of H, OR¹⁰, SR¹⁰, R^{7A}, and R¹⁶;
- R¹⁶ is selected from the group consisting of alkyl of 1 to 4 carbons; phenyl; naphthyl; arylalkyl having 7 to 15 carbons, -SO₂R⁹, -CO₂R⁹, -C(=O)R⁹, alkyl having 1-8 carbons; alkenyl having 2 to 8 carbons, and alkynyl having 2 to 8 carbons, wherein
- 1) each alkyl, alkenyl, or alkynyl group is unsubstituted; or
 - 2) each alkyl, alkenyl, or alkynyl group is substituted with 1 to 3 groups selected from the group consisting of aryl having from 6 to 10 carbons, heteroaryl, arylalkoxy, heterocycloalkoxy, hydroxylalkoxy, alkyloxy-alkoxy, hydroxyalkylthio, alkoxy-alkylthio, F, Cl, Br, I, -CN, -NO₂, -OH, -OR⁹, - X²(CH₂)_pNR¹¹R¹², -X²(CH₂)_pC(=O)NR¹¹R¹², -X²(CH₂)_pOC(=O)NR¹¹R¹², -X²(CH₂)_pCO₂R⁹, X²(CH₂)_pS(O)_yR⁹, -X²(CH₂)_pNR¹⁰C(=O)NR¹¹R¹², -OC(=O)R⁹, -OCONHR², -O-tetrahydropyranyl, -NR¹¹R¹², -NR¹⁰CO₂R⁹, -NR¹⁰C(=O)NR¹¹R¹², -NHC(=NH)NH₂, NR¹⁰C(=O)R⁹, -NR¹⁰S(O)₂R⁹, -S(O)_yR⁹, -CO₂R², -C(=O)NR¹¹R¹², -C(=O)R², -CH₂OR¹⁰, -CH=NNR²R^{2A}, -CH=NOR², -CH=NR⁹, -CH=NNHCH(N=NH)NH₂, -S(=O)₂NR²R^{2A}, -P(=O)(OR¹⁰)₂, -OR¹⁴, and a monosaccharide having from 5 to 7 carbons wherein each

refer to cyclic groups in which the ring portion includes at least one heteroatom such as O, N, or S.

As used herein, the term "alkyl" means a straight-chain, cyclic, or branched alkyl group having 1 to 8 carbon atoms, such as methyl, ethyl, propyl, isopropyl, butyl, isobutyl, 5 sec-butyl, tert-butyl, pentyl, isoamyl, neopentyl, 1-ethylpropyl, hexyl, octyl, cyclopropyl, and cyclopentyl. The alkyl moiety of alkyl-containing groups, such as alkoxy, alkoxy carbonyl, and alkylaminocarbonyl groups, has the same meaning as alkyl defined above. Lower alkyl groups, which are preferred, are alkyl groups as defined above which contain 1 to 4 carbons. The term "alkenyl" is intended to include straight-chain or 10 branched hydrocarbon chains having at least one carbon-carbon double bond. Examples of alkenyl groups include ethenyl and propenyl groups. As used herein, the term "alkynyl" is intended to include straight-chain or branched hydrocarbon chains having at least one carbon-carbon triple bond. Examples of alkynyl groups include ethynyl and propynyl groups.

15 The acyl moiety of acyl-containing groups such as acyloxy groups is intended to include a straight-chain or branched alkanoyl group having 1 to 6 carbon atoms, such as formyl, acetyl, propanoyl, butyryl, valeryl, pivaloyl or hexanoyl.

As used herein the term "aryl" means a group having 6 to 12 carbon atoms such as phenyl, biphenyl and naphthyl. Preferred aryl groups include unsubstituted or substituted 20 phenyl and naphthyl groups. The term "heteroaryl" as used herein denotes an aryl group in which one or more ring carbon atom is replaced by a hetero (i.e., non-carbon) atom such as O, N or S. Preferred heteroaryl groups include pyridyl, pyrimidyl, pyrrolyl, furyl, thienyl, imidazolyl, triazolyl, tetrazolyl, quinolyl, isoquinolyl, benzoimidazolyl, thiazolyl, pyrazolyl, and benzothiazolyl groups.

25 The term "aralkyl" (or "arylalkyl") is intended to denote a group having from 7 to 15 carbons, consisting of an alkyl group that bears an aryl group. Examples of aralkyl groups include benzyl, phenethyl, benzhydryl and naphthylmethyl groups. Alkyl groups and alkyl moieties contained within substituent groups such as aralkyl, alkoxy, arylalkoxy, hydroxyalkoxy, alkoxy-alkoxy, hydroxy-alkylthio, alkoxy-alkylthio, alkylcarbonyloxy, 30 hydroxyalkyl and acyloxy groups may be substituted or unsubstituted. A substituted alkyl group has 1 to 3 independently-selected substituents, preferably hydroxy, lower alkoxy,

lower alkoxy-alkoxy, substituted or unsubstituted arylalkoxy-lower alkoxy, substituted or unsubstituted heteroarylalkoxy-lower alkoxy, substituted or unsubstituted arylalkoxy, substituted or unsubstituted heterocycloalkoxy, halogen, carboxyl, lower alkoxy-carbonyl, nitro, amino, mono- or di-lower alkylamino, dioxolane, dioxane, dithiolane, dithione, furan, lactone, or lactam.

Substituted aryl, substituted heteroaryl and substituted aralkyl groups each have 1 to 3 independently-selected substituents that are preferably lower alkyl, hydroxy, lower alkoxy, carboxy, lower alkoxy-carbonyl, nitro, amino, mono- or di-lower alkylamino, and halogen.

Heterocyclic groups formed with a nitrogen atom include pyrrolidinyl, piperidinyl, piperidino, morpholinyl, morpholino, thiomorpholino, N-methylpiperazinyl, indolyl, isoindolyl, imidazole, imidazoline, oxazoline, oxazole, triazole, thiazoline, thiazole, pyrazole, pyrazolone, oxadiazole, thiadiazole, and triazole groups. Heterocyclic groups formed with an oxygen atom include furan, tetrahydrofuran, pyran, 1,3-dioxolane, 1,3-dioxinane, 1,4-dioxinane, 1,3-oxathinane, 1,4-oxathinane, 1,3-oxathiolane, and tetrahydropyran groups.

"Hydroxyalkyl" groups are alkyl groups that have a hydroxyl group appended thereto. "Hydroxyalkoxy" groups are alkoxy groups that have a hydroxyl group appended thereto. Halogens include fluorine, chlorine, bromine and iodine.

As used herein, the term "heteroarylalkyl" means an arylalkyl group that contains a heteroatom. The term "oxy" denotes the presence of an oxygen atom. Thus, "alkoxy" groups are alkyl groups that are attached through an oxygen atom, and "carbonyloxy" groups are carbonyl groups that are attached through an oxygen atom.

The term "heterocycloalkoxy" means an alkoxy group that has a heterocyclo group attached to the alkyl moiety thereof, and the term "arylalkoxy" means an alkoxy group that has an aryl group attached to the alkyl moiety thereof. The term "alkylcarbonyloxy" means a group of formula -O-C(=O)-alkyl.

As used herein, the term "alkyloxy-alkoxy" denotes an alkoxy group that contains an alkyloxy substituent attached to its alkyl moiety. The term "alkoxy-alkylthio" means an alkylthio group (i.e., a group of formula -S-alkyl) that contains an alkoxy substituent attached to its alkyl moiety. The term "hydroxy-alkylthio" means an alkylthio group (i.e.,

- 28 -

a group of formula -S-alkyl) that contains a hydroxy substituent attached to its alkyl moiety. The term "alkoxy-alkylthio" means an alkylthio group that contains an alkoxy substituent attached to its alkyl moiety.

As used herein, the term "monosaccharide" has its accustomed meaning as a simple
5 sugar.

As used herein, the term "amino acid" denotes a molecule containing both an amino group and a carboxyl group. Embodiments of amino acids include α -amino acids; i.e., carboxylic acids of general formula $\text{HOOC-CH}(\text{NH}_2)\text{-(side chain)}$.

Side chains of amino acids include naturally occurring and non-naturally occurring
10 moieties. Non-naturally occurring (i.e., unnatural) amino acid side chains are moieties that are used in place of naturally occurring amino acid side chains in, for example, amino acid analogs. See, for example, Lehninger, Biochemistry, Second Edition, Worth Publishers, Inc, 1975, pages 73-75, incorporated by reference herein.

In some preferred embodiments, substituent groups for the compounds of Formulas
15 I and II include the residue of an amino acid after removal of the hydroxyl moiety of the carboxyl group thereof; i.e., groups of Formula $\text{-C(=O)-CH}(\text{NH}_2)\text{-(side chain)}$.

Functional groups present on the compounds of Formula I may contain protecting groups. For example, the amino acid sidechain substituents of the compounds of Formula I can be substituted with protecting groups such as benzyloxycarbonyl or t-butoxycarbonyl
20 groups. Protecting groups are known per se as chemical functional groups that can be selectively appended to and removed from functionalities, such as hydroxyl groups and carboxyl groups. These groups are present in a chemical compound to render such functionality inert to chemical reaction conditions to which the compound is exposed. Any of a variety of protecting groups may be employed with the present invention. One
25 such protecting group is the benzyloxycarbonyl (Cbz; Z) group. Other preferred protecting groups according to the invention may be found in Greene, T.W. and Wuts, P.G.M., "Protective Groups in Organic Synthesis" 2d. Ed., Wiley & Sons, 1991.

The cyclic substituted fused pyrrolocarbazoles and isoindolone compounds have evidenced important functional pharmacological activities which find utility in a variety of
30 settings, including both research and therapeutic arenas. These derivatives are useful as therapeutic agents. The activities of the compounds show positive effects on the function

and/or survival of trophic factor responsive cells. Effect on the function and/or survival of trophic factor responsive cells, e.g., cells of a neuronal lineage, has been demonstrated using any of the following assays: (1) cultured spinal cord choline acetyltransferase ("ChAT") assay; or (2) cultured basal forebrain neuron ChAT activity assay.

5 As used herein, the term "effect" when used to modify the terms "function" and "survival" means a positive or negative alteration or change. An effect, which is positive, can be referred to herein as an "enhancement" or "enhancing" and an effect, which is negative, can be referred to herein as "inhibition" or "inhibiting."

As used herein, the terms "enhance" or "enhancing" when used to modify the terms
10 "function" or "survival" means that the presence of a cyclic substituted fused pyrrolocarbazole or isoindolone compound has a positive effect on the function and/or survival of a trophic factor responsive cell compared with a cell in the absence of the compound. For example, and not by way of limitation, with respect to the survival of, e.g., a cholinergic neuron, the compound would evidence enhancement of survival of a
15 cholinergic neuronal population at risk of dying (due to, e.g., injury, a disease condition, a degenerative condition or natural progression) when compared to a cholinergic neuronal population not presented with such compound, if the treated population has a comparatively greater period of functionality than the non-treated population.

As used herein, "inhibit" and "inhibition" mean that a specified response of a
20 designated material (e.g., enzymatic activity) is comparatively decreased in the presence of a cyclic substituted fused pyrrolocarbazole or isoindolone compound.

As used herein, the term "trk" refers to the family of high affinity neurotrophin receptors presently comprising trk A, trk B, and trk C, and other membrane associated proteins to which a neurotrophin can bind.

25 As used herein, inhibition of VEGFR implies utility in, for example, diseases where angiogenesis plays important roles, such as cancer of solid tumors, endometriosis, diabetic retinopathy, psoriasis, hemangioblastoma, as well as other ocular diseases and cancers.

Inhibition of trk implies utility in, for example, diseases of the prostate such as
30 prostate cancer and benign prostate hyperplasia, and treatment of inflammatory pain.

Inhibition of Platelet Derived Growth Factor Receptor (PDGFR) implies utility in,

- 30 -

for example, various forms of neoplasia, rheumatoid arthritis, pulmonary fibrosis, myelofibrosis, abnormal wound healing, diseases with cardiovascular end points, such as atherosclerosis, restenosis, post-angioplasty restenosis, etc.

As used herein, the terms "cancer" and "cancerous" refer to any malignant
5 proliferation of cells in a mammal. Examples include prostate, benign prostate hyperplasia, ovarian, breast, brain, lung, pancreatic, colorectal, gastric, stomach, solid tumors, head and neck, neuroblastoma, renal cell carcinoma, lymphoma, leukemia, other recognized malignancies of the hematopoietic systems, and other recognized cancers.

As used herein the terms "neuron," "cell of neuronal lineage" and "neuronal cell"
10 include, but are not limited to, a heterogeneous population of neuronal types having singular or multiple transmitters and/or singular or multiple functions; preferably, these are cholinergic and sensory neurons. As used herein, the phrase "cholinergic neuron" means neurons of the Central Nervous System (CNS) and Peripheral Nervous System (PNS) whose neurotransmitter is acetylcholine; exemplary are basal forebrain, striatal, and spinal
15 cord neurons. As used herein, the phrase "sensory neuron" includes neurons responsive to environmental cues (e.g., temperature, movement) from, e.g., skin, muscle and joints; exemplary is a neuron from the dorsal root ganglion.

A "trophic factor-responsive cell," as defined herein, is a cell which includes a
receptor to which a trophic factor can specifically bind; examples include neurons (e.g.,
20 cholinergic and sensory neurons) and non-neuronal cells (e.g., monocytes and neoplastic cells).

The cyclic substituted fused pyrrolocarbazole and isoindolone compounds
described herein find utility in both research and therapeutic settings in, for example,
inhibition of enzymatic activity. For example, in a research environment, the compounds
25 can be used in the development of assays and models for further enhancement of the understanding of the roles that inhibition of serine/threonine or tyrosine protein kinase (e.g., PKC, trk tyrosine kinase) play in the mechanistic aspects of the associated disorders and diseases. In a therapeutic setting, the compounds which inhibit these enzymatic activities can be used to inhibit the deleterious consequences of these enzymes with respect
30 to disorders such as cancer.

As the Examples below demonstrate, inhibition of enzymatic activity using the

- 31 -

cyclic substituted fused pyrrolocarbazole and isoindolone compounds can be determined using, for example, the following assays:

1. trkA Tyrosine Kinase Activity inhibition assay;
2. Inhibition of NGF-stimulated trk phosphorylation in a whole cell
5 preparation;
3. Vascular Endothelial Growth Factor Receptor(VEGFR) kinase inhibition
assay;
4. PKC Activity inhibition assay;
5. PDGFR inhibition assay.
- 10 6. Enhancement of Spinal Cord ChAT Activity

The disclosed cyclic substituted fused pyrrolocarbazole and isoindolone
compounds can be used to enhance the function and/or survival of cells of neuronal
lineage in a mammal, e.g., a human. In these contexts, the compounds can be utilized
individually or with other fused pyrrolocarbazoles and/or indolocarbazoles, or in
15 combination with other beneficial molecules which also evidence the ability to effect the
function and/or survival of a designated cell.

The cyclic substituted fused pyrrolocarbazoles and isoindolones of the present
invention are useful, *inter alia*, as therapeutic agents. Particularly, the compounds are
useful for protein kinase inhibition. The cyclic substituted fused pyrrolocarbazoles and
20 isoindolones may inhibit, for example, kinases selected from ab1, AKT, bcr-ab1, Blk, Brk,
Btk, c-kit, c-met, c-src, CDK1, CDK2, CDK4, CDK6, chk1, chk2, cRaf1, CSF1R, CSK,
EGFR, ErbB2, ErbB3, ErbB4, ERK (Eph), ERK 2, Fak, fes, FGFR1, FGFR2, FGFR3,
FGFR4, FGFR5, MLK1, MLK2, MLK3, DLK, trkA, trkB, trkC, Fgr, FLK-4, flt-1, Fps,
Frk, Fyn, GSK, Hck, IGF-1R, INS-R, Jak, JNK, tau, VEGFR1, VEGFR2, VEGFR3, Lck,
25 Lyn, MEK, p38, PDGFR, PIK, PKC, PYK2, ros, tie₁, tie₂, UL97, Yes and Zap70.

Thus, the properties of the compounds of the present invention are beneficial in
therapeutic settings. The activities of the cyclic substituted fused pyrrolocarbazoles and
isoindolones toward certain enzymes can be exploited to combat the deleterious
consequences of these enzymes. For example, inhibition of the Vascular Endothelial
30 Growth Factor Receptor (VEGFR) implies utility in, for example, diseases where
angiogenesis plays important roles, such as cancer (for example solid tumors and

hematopoietic/lymphatic malignancies), endometriosis, diabetic retinopathy, psoriasis, hemangioblastoma, as well as other ocular diseases and cancers. Inhibition of *trk* implies utility in, for example, diseases of the prostate such as prostate cancer and benign prostate hyperplasia, and treatment of inflammatory pain. Inhibition of the Platelet Derived

5 Growth Factor Receptor (PDGFR) implies utility in, for example, various forms of neoplasia, rheumatoid arthritis, pulmonary fibrosis, myelofibrosis, abnormal wound healing, diseases with cardiovascular end points, such as atherosclerosis, restenosis, post-angioplasty restenosis, and the like. Inhibition of mixed lineage kinase (MLK) implies utility in, for example, Alzheimer's disease; motor neuron disorders (e.g. amyotrophic

10 lateral sclerosis); Parkinson's disease; cerebrovascular disorders (e.g., stroke, ischaemia); Huntington's disease; AIDS dementia; epilepsy; multiple sclerosis; peripheral neuropathies (e.g., those affecting DRG neurons in chemotherapy-associated peripheral neuropathy) including diabetic neuropathy; disorders induced by excitatory amino acids; and disorders associated with concussive or penetrating injuries of the brain or spinal cord.

15 Inhibition of fibroblast growth factor receptor kinase (FGFR) implies utility in, for example, restenosis, post-angioplasty restenosis, atherosclerosis, pulmonary fibrosis, various cancers including, but not limited to, prostate cancer, breast cancer, abnormal wound healing, and benign prosthetic hypertrophy.

The activities of cyclic substituted fused pyrrolocarbazoles and isoindolones may

20 also have positive effects on the function and survival of trophic factor responsive cells by promoting the survival of neurons. With respect to the survival of a cholinergic neuron, for example, the compound may preserve the survival of a cholinergic neuronal population at risk of dying (due to, e.g., injury, a disease condition, a degenerative condition or natural progression) when compared to a cholinergic neuronal population not presented

25 with such compound, if the treated population has a comparatively greater period of functionality than the non-treated population.

A variety of neurological disorders are characterized by neuronal cells which are dying, injured, functionally compromised, undergoing axonal degeneration, at risk of dying, etc.. These disorders include, but are not limited to: Alzheimer's disease; motor

30 neuron disorders (e.g. amyotrophic lateral sclerosis); Parkinson's disease; cerebrovascular disorders (e.g., stroke, ischaemia); Huntington's disease; AIDS dementia; epilepsy;

- 33 -

multiple sclerosis; peripheral neuropathies (e.g., those affecting DRG neurons in chemotherapy-associated peripheral neuropathy) including diabetic neuropathy; disorders induced by excitatory amino acids; and disorders associated with concussive or penetrating injuries of the brain or spinal cord.

5 Additionally, inhibition of Src, raf, and cell cycle kinases such as the cyclin-dependent kinases (CDK) 1, 2, 4 and 6, and checkpoint kinases (such as chk 1 and chk 2) may be useful for the treatment of cancer. Regulation of CDK2 kinase may be useful for the treatment of restenosis. Regulation of one or more of CDK5 or GSK3 kinases may be useful for the treatment of Alzheimers. Regulation of one or more of c-Src kinase may be
10 useful for the treatment of osteoporosis. Regulation of one or more of GSK-3 kinase may be useful for the treatment of type-2 diabetes. Regulation of one or more of p38 kinase may be useful for the treatment of inflammation. Regulation of one or more of TIE-1, or TIE-2 kinases may be useful for the treatment of angiogenesis. Regulation of one or more of UL97 kinase may be useful for the treatment of viral infections. Regulation of one or
15 more of CSF-1R kinase may be useful for the treatment of bone and hematopoietic diseases. Regulation of one or more of and Lck kinase may be useful for the treatment autoimmune diseases and transplant rejection. Regulation of topoisomerases Topo-I or Topo II may be useful for the treatment of cancer.

 ChAT catalyzes the synthesis of the neurotransmitter acetylcholine, and it is
20 considered an enzymatic marker for a functional cholinergic neuron. A functional neuron is also capable of survival. Neuron survival is assayed by quantitation of the specific uptake and enzymatic conversion of a dye (e.g., calcein AM) by living neurons.

 Because of their varied utilities, cyclic substituted fused pyrrolocarbazole and isoindolone compounds disclosed herein find utility in a variety of settings, for example
25 research. The compounds can be used in the development of in vitro models of neuronal cell survival, function, identification, or for the screening of other synthetic compounds which have activities similar to that of the of cyclic substituted fused pyrrolocarbazole and isoindolone compounds. Thus, the compounds provided by this invention are useful as standard or reference compounds for use in tests or assays for determining the activity of
30 an agent in a pharmaceutical research program, and/or otherwise can be utilized in a research environment to investigate, define and determine molecular targets associated

with functional responses. For example, by radiolabelling a cyclic substituted fused pyrrolocarbazole or isoindolone compound associated with a specific cellular function (e.g., mitogenesis), the target entity to which the derivative binds can be identified, isolated, and purified for characterization.

5 The compounds are useful, inter alia, not only for enhancing trophic factor-induced activities of trophic responsive cells, e.g., cholinergic neurons, but also may function as survival promoting agents for other neuronal cell types, e.g., dopaminergic or glutamatergic. Growth factor may regulate survival of neurons by signaling cascades downstream of the small GTP binding proteins ras, rac, and cdc42 (Denhardt, D.T.,
10 Biochem. J., 1996, 318, 729). Specifically, activation of ras leads to phosphorylation and activation of extracellular receptor-activated kinase (ERK), which has been linked to biological growth and differentiation processes. Stimulation of rac/cdc42 leads to an increase in activation of JNK and p38, responses that are associated with stress, apoptosis, and inflammation. Although growth factor responses are primarily via the ERK pathway,
15 affecting these latter processes may lead to alternative mechanisms of neuronal survival which may mimic growth factor enhancing survival properties (Xia et al., Science, 1995, 270, 1326). The compounds may also function as survival promoting agents for neuronal and non-neuronal cells by mechanisms related to, but also distinct from, growth factor mediated survival, for example, inhibition of the JNK and p38 MAPK pathways which
20 may lead to survival by inhibition of apoptotic cell death processes.

The present compounds are useful in the treatment of disorders associated with decreased ChAT activity or the death, injury to spinal cord motoneurons, and also have utility in, for example, diseases associated with apoptotic cell death of the central and peripheral nervous system, immune system and in inflammatory diseases.

25 The cyclic substituted fused pyrrolocarbazole and isoindolone compounds described herein may also find utility in the treatment of disease states involving malignant cell proliferation, such as many cancers.

By way of further illustration, compounds may be used in the development of assays and models for further enhancement of the understanding of the roles that inhibition
30 play in the mechanistic aspects of the associated disorders and diseases. Thus, the

compounds of the present invention are useful as diagnostic reagents in diagnostic assays such as the assays described herein.

The pharmaceutically acceptable salts of Compounds (I) include pharmaceutically acceptable acid addition salts, metal salts, ammonium salts, organic amine addition salts, and amino acid addition salts. Examples of the acid addition salts are inorganic acid addition salts such as hydrochloride, sulfate and phosphate, and organic acid addition salts such as acetate, maleate, fumarate, tartrate, citrate and lactate; examples of the metal salts are alkali metal salts such as lithium salt, sodium salt and potassium salt, alkaline earth metal salts such as magnesium salt and calcium salt, aluminum salt, and zinc salt; examples of the ammonium salts are ammonium salt and tetramethylammonium salt; examples of the organic amine addition salts are salts with morpholine and piperidine; and examples of the amino acid addition salts are salts with glycine, phenylalanine, glutamic acid and lysine.

Compounds provided herein can be formulated into pharmaceutical compositions by admixture with pharmaceutically acceptable nontoxic excipients and carriers. Such compositions can be prepared for use in parenteral administration, particularly in the form of liquid solutions or suspensions; or oral administration, particularly in the form of tablets or capsules; or intranasally, particularly in the form of powders, nasal drops, or aerosols; or dermally, via, for example, trans-dermal patches.

The composition can be conveniently administered in unit dosage form and may be prepared by any of the methods well known in the pharmaceutical art, for example, as described in Remington's Pharmaceutical Sciences (Mack Pub. Co., Easton, PA, 1980). Formulations for parenteral administration may contain as common excipients sterile water or saline, polyalkylene glycols such as polyethylene glycol, oils and vegetable origin, hydrogenated naphthalenes and the like. In particular, biocompatible, biodegradable lactide polymer, lactide/glycolide copolymer, or polyoxyethylene-polyoxypropylene copolymers may be useful excipients to control the release of the active compounds. Other potentially useful parenteral delivery systems for these active compounds include ethylene-vinyl acetate copolymer particles, osmotic pumps, implantable infusion systems, and liposomes. Formulations for inhalation administration contain as excipients, for example, lactose, or may be aqueous solutions containing, for example, polyoxyethylene-

9-lauryl ether, glycocholate and deoxycholate, or oily solutions for administration in the form of nasal drops, or as a gel to be applied intranasally. Formulations for parenteral administration may also include glycocholate for buccal administration, a salicylate for rectal administration, or citric acid for vaginal administration. Formulations for trans-dermal patches are preferably lipophilic emulsions.

The compounds of this invention can be employed as the sole active agent in a pharmaceutical composition. Alternatively, they can be used in combination with other active ingredients, e.g., other growth factors which facilitate neuronal survival or axonal regeneration in diseases or disorders.

Compounds of Formula I and pharmaceutically acceptable salts thereof can be administered orally or non-orally, e.g., as an ointment or an injection. The concentrations of the compounds of this invention in a therapeutic composition can vary. The concentration will depend upon factors such as the total dosage of the drug to be administered, the chemical characteristics (e.g., hydrophobicity) of the compounds employed, the route of administration, the age, body weight and symptoms of a patient, etc.. The compounds of this invention typically are provided in an aqueous physiological buffer solution containing about 0.1 to 10% w/v compound for parenteral administration. Typical dose ranges are from about 1 mg to about 1 μg /kg of body weight per day; a preferred dose range is from about 0.01 mg/kg to 100 mg/kg of body weight per day, and preferably about 0.1 to 20 mg/kg once to four times per day. A preferred dosage of drug to be administered is likely to depend on variables such as the type and extent of progression of the disease or disorder, the overall health status of the particular patient, the relative biological efficacy of the compound selected, and formulation of the compound excipient, and its route of administration.

Compounds of Formula I and pharmaceutically acceptable salts thereof can be administered alone, or in the form of various pharmaceutical compositions, according to the pharmacological activity and the purpose of administration. The pharmaceutical compositions in accordance with the present invention can be prepared by uniformly mixing an effective amount of a compound of Formula I or a pharmaceutically acceptable salt thereof, as an active ingredient, with a pharmaceutically acceptable carrier. The carrier may take a wide range of forms according to the forms of composition suitable for

administration. It is desired that such pharmaceutical compositions are prepared in a unit dose form suitable for oral or non-oral administration. The forms for non-oral administration include ointment and injection.

Tablets can be prepared using excipients such as lactose, glucose, sucrose,
5 mannitol and methyl cellulose, disintegrating agents such as starch, sodium alginate, calcium carboxymethyl cellulose and crystalline cellulose, lubricants such as magnesium stearate and talc, binders such as gelatin, polyvinyl alcohol, polyvinyl pyrrolidone, hydroxypropyl cellulose and methyl cellulose, surfactants such as sucrose fatty acid ester and sorbitol fatty acid ester, and the like in a conventional manner. It is preferred that each
10 tablet contains 15-300 mg of the active ingredient.

Granules can be prepared using excipients such as lactose and sucrose, disintegrating agents such as starch, binders such as gelatin, and the like in a conventional manner. Powders can be prepared using excipients such as lactose and mannitol, and the like in a conventional manner. Capsules can be prepared using gelatin, water, sucrose,
15 gum arabic, sorbitol, glycerin, crystalline cellulose, magnesium stearate, talc, and the like in a conventional manner. It is preferred that each capsule contains 15-300 mg of the active ingredient.

Syrup preparations can be prepared using sugars such as sucrose, water, ethanol, and the like in a conventional manner.

20 Ointment can be prepared using ointment bases such as vaseline, liquid paraffin, lanolin and macrogol, emulsifiers such as sodium lauryl lactate, benzalkonium chloride, sorbitan mono-fatty acid ester, sodium carboxymethyl cellulose and gum arabic, and the like in a conventional manner.

Injectable preparations can be prepared using solvents such as water, physiological
25 saline, vegetable oils (e.g., olive oil and peanut oil), ethyl oleate and propylene glycol, solubilizing agents such as sodium benzoate, sodium salicylate and urethane, isotonicity agents such as sodium chloride and glucose, preservatives such as phenol, cresol, p-hydroxybenzoic ester and chlorobutanol, antioxidants such as ascorbic acid and sodium pyrosulfite, and the like in a conventional manner.

The invention is further illustrated by way of the following examples which are intended to elucidate the invention. These examples are not intended, nor are they to be construed, as limiting the scope of the disclosure.

Examples

5 Example 1

Inhibition of trkA Tyrosine Kinase Activity

Selected cyclic substituted fused pyrrolocarbazole and isoindolone compounds were tested for their ability to inhibit the kinase activity of baculovirus-expressed human trkA cytoplasmic domain using an ELISA-based assay as previously described (Angeles et al., Anal. Biochem. 236: 49-55, 1996). Briefly, the 96-well microtiter plate was coated with substrate solution (recombinant human phospholipase C- γ 1/glutathione S-transferase fusion protein (Rotin et al., EMBO J., 11: 559-567, 1992). Inhibition studies were performed in 100 μ l assay mixtures containing 50 mM Hepes, pH 7.4, 40 μ M ATP, 10 mM MnCl₂, 0.1% BSA, 2% DMSO, and various concentrations of inhibitor. The reaction was initiated by addition of trkA kinase and allowed to proceed for 15 minutes at 37°C. An antibody to phosphotyrosine (UBI) was then added, followed by a secondary enzyme-conjugated antibody, alkaline phosphatase-labelled goat anti-mouse IgG (Bio-Rad). The activity of the bound enzyme was measured via an amplified detection system (Gibco-BRL). Inhibition data were analyzed using the sigmoidal dose-response (variable slope) equation in GraphPad Prism. The concentration that resulted in 50% inhibition of kinase activity is referred to as "IC₅₀". Results are summarized in Table 1.

Table 1

Inhibitory Effects of Cyclic Substituted Fused Pyrrolocarbazoles and Isoindolones on trkA Kinase Activity

25

Cmpd. No.	IC ₅₀ nM (% Inh. @ 300nM)
II-01a	92

	II-01c	163
	II-02	64
	II-03	72
5	II-04	8
	II-05	130
	II-06	90
	II-07	19
	II-09	134
10	II-10	182
	II-11	139
	II-12	241
	II-13	186
	II-14	(32)
	II-15	(26)
15	II-16	(38)
	II-17	(33)
	II-18	(45)
	II-19	162
20	II-20	(39)
	II-21	15
	II-22	95
	II-23	19
	II-24	(34)
	II-25	(27)
25	II-26	45
	II-27	166
	II-28	138
	II-29	16
30	II-30a	214
	II-30b	(32)
	II-31	173
	II-33	153
	II-34	(38)
	II-35	78
35	II-36	20
	II-37	191
	II-38	405
	II-40a	54
	II-40b	59
40	II-42	149
	II-43	110

	II-44	80
	II-45a	(27)
	II-45b	(19)
5	II-47	44
	II-48	(46)
	II-49	321
	II-50	113
	II-51a	(56)
10	II-51bc	(56)
	II-51d	(58)
	II-52	27
	II-53	8
	II-54	59
15	II-55a	(09)
	II-55b	315
	II-56	(12)
	II-59	(10)
	II-58	(23)
20	II-62	(27)
	II-63	(28)
	II-64	399
	II-65	320
	II-66	(53)
25	II-67	555
	II-68	245
	II-69	24

Example 2

Inhibition of NGF-stimulated trk Phosphorylation in a Whole Cell Preparation

The inhibition of NGF-stimulated phosphorylation of trk by selected cyclic substituted fused pyrrolocarbazole and isoindolone compounds was performed using a modified procedure, as described below, from that previously described (see US Patent No. 5,516,771). NIH3T3 cells transfected with trkA were grown in 100 mm dishes. Subconfluent cells were serum-starved by replacing media with serum-free 0.05% BSA-DMEM containing compound (100 nM and 1 μ M) or DMSO (added to controls) for one hour at 37°C. NGF (Harlan/Bioproducts for Science) was then added to the cells at a concentration of 10 ng/ml for 5 minutes. Cells were lysed in buffer containing detergent

- 41 -

and protease inhibitors. Clarified cell lysates were normalized to protein using BCA method and immunoprecipitated with antiII-trk antibody. Polyclonal antiII-trk antibody was prepared against a peptide corresponding to the 14 amino acids at the carboxy terminus of trk (Martin-Zanca et al., Mol. Cell. Biol. 9: 24-33, 1989). The immune

5 complexes were collected on Protein A Sepharose beads (Sigma Chem. Co., St. Lois, MO), separated by SDS polyacrylamide gel electrophoresis (SDS-PAGE), and transferred to a polyvinylidene difluoride (PVDF) membrane. The membrane was immunoblotted with antiII-phosphotyrosine antibody (UBI), followed by incubation with horseradish peroxidase coupled goat antiII-mouse IgG (Bio-Rad Laboratories, Hercules, CA).

10 Phosphorylated proteins were visualized using ECL (Amersham Life Science, Inc., Arlington Heights, IL). The area of the trk protein band was measured and compared to NGF-stimulated control. The inhibition scoring system used, based on percent decrease in trk protein band, was as follows: 0 = no decrease; 1 = 1-25%; 2 = 26-49%; 3 = 50-75%; 4 = 76-100%. Results are shown below in Table 2.

15

Table 2.

**Effects of Cyclic Substituted Fused Pyrrolocarbazoles and Isoindolones
on NGF-stimulated trkA Phosphorylation in NIH3T3 Cells**

20

25

Cmpd. No.	Cell Score @	
	100nM	1uM
II-04	1	2
II-06	1	2
II-07	1	2
II-21	2	4
II-23	2	4
II-26	2	4
II-29	0	4
II-35	0	3
II-36	1	4
II-38	2	2

- 42 -

II-47	1	3
II-52	2	3
II-53	4	4
II-54	2	4

5 Example 3

Inhibition of Vascular Endothelial Growth Factor Receptor Kinase Activity

Cyclic substituted fused pyrrolocarbazole and isoindolone compounds were examined for their inhibitory effects on the kinase activity of baculovirus-expressed VEGF receptor (human flk-1, KDR, VEGFR2) kinase domain using the procedure described for the trkA kinase ELISA assay described above. The kinase reaction mixture, consisting of 50 mM Hepes, pH 7.4, 40 μ M ATP, 10 mM MnCl₂, 0.1% BSA, 2% DMSO, and various concentrations of inhibitor, was transferred to PLC- γ /GST-coated plates. VEGFR kinase was added and the reaction was allowed to proceed for 15 min. at 37C. Detection of phosphorylated product was accomplished by addition of anti-phosphotyrosine antibody (UBI). A secondary enzyme-conjugated antibody was delivered to capture the antibody-phosphorylated PLC- γ /GST complex. The activity of the bound enzyme was measured via an amplified detection system (Gibco-BRL). Inhibition data were analyzed using the sigmoidal dose-response (variable slope) equation in GraphPad Prism. Results are summarized in Table 3.

20

Table 3

Inhibitory Effects of Cyclic Substituted Fused Pyrrolocarbazoles and Isoindolones on VEGF Receptor Kinase Activity

25

30

Cmpd. No.	IC ₅₀ nM (% Inh. @ 300nM)
II-01b	266
II-01c	168
II-06	(56)
II-17	(33)
II-19	(46)
II-23	79
II-26	(48)
II-30a	(59)
II-34	(52)

	II-35	(55)
	II-36	846
	II-38	5103
	II-40b	1419
5	II-42	1386
	II-44	>1000
	II-45b	>1000
	II-46	8072
	II-51a	170
10	II-51bc	(62)
	II-51d	(48)
	II-53	209
	II-54	122
	II-55a	(30)
15	II-55b	1884
	II-57	380
	II-60	(45)
	II-64	(20)
	II-65	(26)
20	II-66	(56)
	II-67	(65)
	II-68	(31)
	II-69	(49)

Example 4

25 Inhibition of Protein Kinase C Activity

Protein kinase C activity was assessed using the Millipore Multiscreen TCA "in-plate" assay as described in Pitt, A.M. and Lee, C. (J. Biomol. Screening, 1: 47-51, 1996). Assays were performed in 96-well Multiscreen-DP plates (Millipore). Each 40-ml assay mixture contained 20 mM HEPES, pH 7.4, 10 mM MgCl₂, 2.5 mM EGTA, 2.5 mM CaCl₂, 30 80 mg/ml phosphatidyl serine, 3.2 mg/ml diolein, 200 mg/ml histone H-1 (Fluka), 5 mM [γ -³²P]ATP, 1.5 ng protein kinase C (UBI; mixed isozymes of α , β , γ), 0.1% BSA, 2% DMSO, and test cyclic substituted fused pyrrolocarbazole compound. The reaction was allowed to proceed for 10 min at 37°C, then quenched by adding ice cold 50% trichloroacetic acid. The plates were allowed to equilibrate for 30 min at 4°C, then washed 35 with ice cold 25% TCA. Scintillation cocktail was added to the plates, and the

radioactivity was determined using Wallac MicroBeta 1450 PLUS scintillation counter. The IC₅₀ values were calculated by fitting the data to the sigmoidal dose-response (variable slope) equation in GraphPad Prism. The results are summarized in Table 4.

Table 4

5 **Inhibitory Effects of Cyclic Substituted Fused Pyrrolocarbazoles and Isoindolones
On Protein Kinase C Activity**

	II-02	7500
	II-03	4071
	II-04	>10,000
10	II-07	7116
	II-10	1574
	II-14	>10,000
	II-15	>10,000
	II-21	>10,000
15	II-23	644
	II-26	2070
	II-29	2077
	II-33	1039
	II-35	>10,000
20	II-36	>10,000
	II-38	>10,000
	II-42	6229
	II-47	1534
	II-53	2205
25	II-61	1359
	II-62	(27)
	II-63	(28)
	II-64	1230
	II-65	(20)
30	II-66	(31)
	II-67	540

Example 5

Inhibition of Platelet Derived Growth Factor Receptor Kinase Activity

Cyclic substituted fused pyrrolocarbazole and isoindolone compounds were
35 examined for their inhibitory effects on the kinase activity of baculovirus-expressed
PDGF β receptor kinase domain using the trkA kinase ELISA described above. Assays

- 45 -

were performed in substrate (PLC- γ /GST)-coated 96-well microtiter plates. Each 100- μ l reaction mixture contained 50 mM HEPES, pH 7.4, 20 μ M ATP, 10 mM MnCl₂, 0.1% BSA, 2% DMSO, and various concentrations of inhibitor. The reaction was initiated by addition of prephosphorylated recombinant human enzyme (10 ng/ml PDGFR β) and allowed to proceed for 15 minutes at 37 °C. The prephosphorylated enzyme was prepared prior to use by incubation of the kinase in buffer containing 20 μ M ATP and 10 mM MnCl₂ for 1 hour at 4 °C. Detection of phosphorylated product was done by adding horseradish peroxidase (HRP)-conjugated antiII-phosphotyrosine antibody (UBI). The HRP substrate solution containing 3, 3'-5, 5'-tetramethylbenzidine and hydrogen peroxide was later added and the plates were incubated for 10 minutes at room temperature. The reaction was quenched with acid and the resulting absorbance was read at 450 nm using a Microplate Bio-kinetics Reader (Bio-Tek Instrument EL 312e). Inhibition data were analyzed using the sigmoidal dose-response (variable slope) equation in GraphPad Prism. The results are summarized in Table 5.

15

Table 5

PDGFR β Inhibitory Effects of Cyclic Substituted Fused Pyrrolocarbazoles and Isoindolones

20

25

Cmpd. No.	IC ₅₀ nM (% inh @ 300nM)
II-17	(47)
II-23	648
II-52	(45)
II-64	(29)
II-65	(05)
II-66	(21)
II-67	(23)
II-68	(0)
II-69	(18)

Example 6**Enhancement of Spinal Cord ChAT Activity**

As discussed above, ChAT is a specific biochemical marker for functional cholinergic neurons. Cholinergic neurons represent a major cholinergic input into the hippocampal formation, olfactory nucleus, interpeduncular nucleus, cortex, amygdala, and parts of the thalamus. In the spinal cord, the motor neurons are cholinergic neurons which contain ChAT (Phelps et al., *J. Comp. Neurol.* 273:459-472 (1988)). ChAT activity has been used to study the effects of neurotrophins (e.g., NGF or NT-3) on the survival and/or function of cholinergic neurons. The ChAT assay also serves as an indication of the regulation of ChAT levels within cholinergic neurons.

Cyclic substituted fused pyrrolocarbazole and isoindolone compounds increased ChAT activity in the dissociated rat embryonic spinal cord culture assay (Table 6). For example, in these assays, a compound was directly added to a dissociated spinal cord culture. Compounds which increased ChAT activity at least 120% of the control activity were considered active. Results are summarized in Table 6.

Table 6
Enhancement of Spinal Cord ChAT Activity by
Cyclic Substituted Fused Pyrrolocarbazoles and Isoindolones

Spinal Cord ChAT (% control)		
Compound	Activity at 30nM	Maximal Activity
II-20	132	191 @ 500 nM

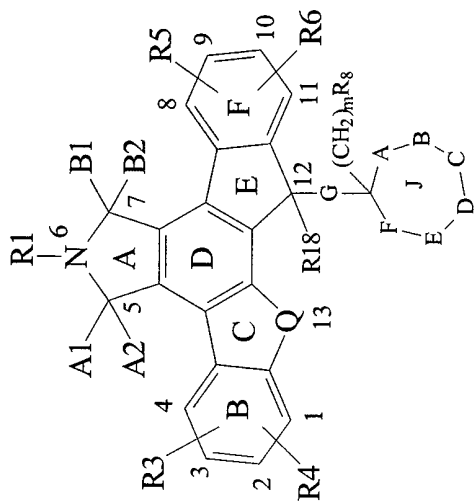
Methods: Fetal rat spinal cord cells were dissociated, and experiments were performed as described (Smith et al., *J. Cell Biology* 101:1608-1621 (1985); Glicksman et al., *J. Neurochem.* 61:210-221 (1993)). Dissociated cells were prepared from spinal cords dissected from rats (embryonic day 14-15) by standard trypsin dissociation techniques (Smith et al., *supra.*). Cells were plated at 6×10^5 cells/cm² on poly-l-ornithine coated plastic tissue culture wells in serum-free N2 medium supplemented with 0.05% bovine serum albumin (BSA) (Bottenstein et al., *PNAS USA* 76:514-517 (1979)). Cultures were incubated at 37 °C in a humidified atmosphere of 5% CO₂/95% air for 48 hours. ChAT

activity was measured after 2 days in vitro using a modification of the Fonnum procedure (Fonnum, J. Neurochem. 24:407-409 (1975)) according to McManaman et al. and Glicksman et al. (McManaman et al., Developmental Biology 125:311-320 (1988); Glicksman et al., J. Neurochem., supra.).

5 Compounds of Formula II described in the examples are listed in Tables 7 and 8. In Table 7, values for R1, R4, and R6 are H; Q is NH (except for compounds II-68 and II-69, where Q is NC(=O)NH₂) and G is a bond. In Table 8, R1, R4, R5, R6, and R8 are H; W is CH₂, m is equal to 0 and G is CH₂.

 Compounds II-64 to II-67 are described in Table 9. In Table 9, R1, R3, R4, R5,
10 and R6 are H; A1,A2 is H, H; and B1,B2 is O.

Table 7



Compound No.	A1A2	B1B2	R3	R5	R18	m	R8	A	B	C	D	E	F	Comments
II-02	H2	O	H	H	H	0	OH	CH2	CH2	N(Bn)	bond	CH2	CH2	
II-03	H2	O	H	H	H	0	OH	CH2	CH2	O	bond	CH2	CH2	
II-04	H2	O	H	H	H	1	H	O	CH2	CH2	CH2	bond	bond	mixture of diastereomers
II-05	H2	O	H	H	H	0	H	O	C(=O)	CH2	CH2	CH2	bond	mixture of diastereomers
II-06	H2	O	H	H	H	0	H	O	C(=O)	CH2	CH2	bond	bond	mixture of diastereomers
II-07	H2	O	H	H	H	0	H	O	CH2	CH2	CH2	bond	bond	mixture of diastereomers

5

10

II-08	H2	O	H	H	H	H	H	O	(p)-F-phenyl	O	CH2	CH2	CH2	CH2	bond	mixture of diastereomers
II-09	H2	O	H	H	H	H	H	O	2-thienyl	O	CH2	CH2	CH2	bond	mixture of diastereomers	
II-10	H2	O	H	H	H	H	H	OH	OH	CH2	CH2	N(Me)	bond	mixture of diastereomers		
II-11	H2	O	H	H	H	H	H	O	H	CH2	S	CH2	CH(OH)	bond	mixture of diastereomers	
II-12	H2	O	H	H	H	H	H	1	H	O	CH2	CH2	CH2	bond	mixture of diastereomers	
II-13	H2	O	H	H	H	H	H	O	H	O	CH2	CH2	CH2	bond	mixture of diastereomers	
II-14	H2	O	H	H	H	H	H	OH	OH	CH2	CH2	S	CH2	CH2	mixture of diastereomers	
II-15	H2	O	H	H	H	H	H	O	OH	CH2	1,6-benzo-fused	CH2	bond	mixture of diastereomers		
II-16	H2	O	H	H	H	H	H	O	OH	CH2	N(Et)	CH2	CH2	CH2	mixture of diastereomers	
II-17	H2	O	H	H	H	H	H	O	OH	CH[CH2-N((CH2)2)2O]	CH2	bond	CH2	CH2	mixture of diastereomers	
II-18	H2	O	H	H	H	H	H	OH	OH	CH2	CH2	CH2	bond	mixture of diastereomers		
II-19	H2	O	H	H	H	H	H	3	Cl	O	CH2	CH2	CH2	bond	mixture of diastereomers	
II-20	H2	O	H	H	H	H	H	1	O(C=O)-t-Bu	O	CH2	CH2	CH2	bond	mixture of diastereomers	
II-21	H2	O	H	H	H	H	H	1	OH	O	CH2	CH2	CH2	bond	mixture of diastereomers	
II-22	H2	O	H	H	H	H	H	1	O(C=O)CH3	O	CH2	CH2	CH2	bond	mixture of diastereomers	
II-23	H2	O	H	H	H	H	H	0	H	O	CH(OH)	CH2	CH2	bond	mixture of diastereomers	
II-24	H2	O	H	H	H	H	H	0	OH	CH2	N((C=O)CH3)3	bond	CH2	CH2	mixture of diastereomers	
II-25	H2	O	H	H	H	H	H	1	H	O	CH2	-C(=CH2)-	bond	mixture of diastereomers		
II-26	H2	O	H	H	H	H	H	1	H	O	CH2	-C(OH)(CH2OH)-	bond	mixture of diastereomers		
II-27	H2	O	H	H	H	H	H	1	H	O	CH2	-C(=O)-	bond	mixture of diastereomers		
II-28	H2	O	H	H	H	H	H	0	-CH=CH2	O	CH2	CH2	bond	mixture of diastereomers		
II-29	H2	O	H	H	H	H	H	0	-CH(OH)CH2-OH	O	CH2	CH2	bond	mixture of diastereomers		
II-30a	H2	O	H	H	H	H	H	1	H	O	CH2	CH2	CH2	bond	diastereomer A	
II-30b	H2	O	H	H	H	H	H	1	H	O	CH2	CH2	CH2	bond	diastereomer B	

5

10

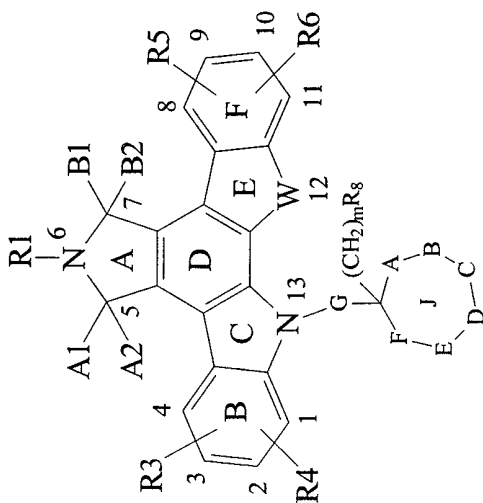
15

20

II-31	H2	O	H	H	H	1	-OCH2OCH2- CH2OCH3	O	-C(=O)-	CH2	CH2	bond	bond	mixture of diastereomers
II-32	H2	O	H	H	Et	1	-O(C=O)CH2- t-Bu	O	CH2	CH2	CH2	bond	bond	mixture of diastereomers
II-33	H2	O	H	H	H	1	OH	O	-C(=O)-	CH2	CH2	bond	bond	mixture of diastereomers
II-34	H2	O	H	H	Et	1	OH	O	CH2	CH2	CH2	bond	bond	mixture of diastereomers
II-35	H2	O	H	H	H	1	OH	O	CH2	CH2	CH2	bond	bond	diastereomer A
II-36	H2	O	H	H	H	1	OH	O	CH2	CH2	CH2	bond	bond	diastereomer B
II-37	O	H2	H	H	H	1	H	O	CH2	CH2	CH2	bond	bond	mixture of diastereomers
II-38	H2	O	H	H	H	0	H	O	CH(OH)	CH2	CH2	bond	bond	single diastereomer
II-40a	H2	O	H	H	H	0	H	O	CH(OEt)	CH2	CH2	bond	bond	mixture of diastereomers AB
II-40b	H2	O	H	H	H	0	H	O	CH(OEt)	CH2	CH2	bond	bond	mixture of diastereomers CD
II-42	H2	O	H	H	H	0	OH	O	CH2	CH2	CH2	bond	bond	mixture of diastereomers
II-43	H2	O	H	H	H	0	H	O	CH2	CH(OH)	CH2	bond	bond	single diastereomer
II-44	H2	O	H	H	H	1	Cl	O	CH2	CH2	CH2	bond	bond	single diastereomer
II-45a	H2	O	H	H	H	0	H	O	1,6-[2,4-(OMe)2]-benzo-fused	CH2	CH2	bond	bond	diastereomer A
II-45b	H2	O	H	H	H	0	H	O	1,6-[2,4-(OMe)2]-benzo-fused	CH2	CH2	bond	bond	diastereomer B
II-46	H2	O	H	H	Et	0	H	O	1,6-[2,4-(OMe)2]-benzo-fused	CH2	CH2	bond	bond	single diastereomer
II-47	H2	O	H	H	H	0	OH	C(=O)	O	CH2	-C((CH3)2)-	bond	bond	single diastereomer
II-48	H2	O	H	H	H	0	OH	O	-CH[O(CMe2)O]CH-	CH2	CH2	bond	bond	mixture of diastereomers
II-49	H2	O	H	H	H	0	OH	-C=N-	NH	C(=O)	CH2	bond	bond	mixture of diastereomers
II-50	H2	O	H	H	H	0	OH	CH2	CH2	CH2	CH2	bond	bond	mixture of diastereomers
II-51a	H2	O	H	H	H	1	H	O	CH(OEt)	CH2	CH2	bond	bond	diastereomer A
II-51bc	H2	O	H	H	H	1	H	O	CH(OEt)	CH2	CH2	bond	bond	diastereomers B & C

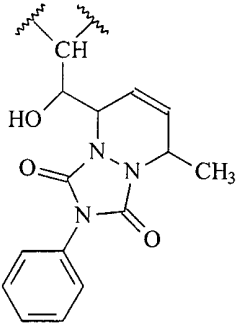
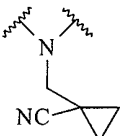
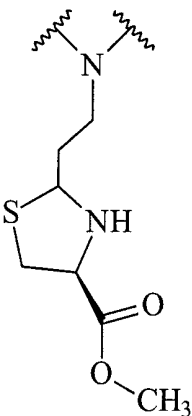
II-51d	H2	O	H	3-C(=O)O- CH2CH2- OCH3	H	H	1	H	O	CH(OEt)	CH2	O	CH2	bond	diastereomer D
II-52	H2	O	H	H	H	O	H	H	O	CH(OOCH2- CH2OCH3)	CH2	CH2	bond	mixture of diastereomers	
II-53	H2	O	H	10-O- Me	H	1	OH	O	O	CH2	CH2	CH2	bond	single diastereomer	
II-54	H2	O	H	10-O- Me	H	1	OH	O	O	CH(OEt)	CH2	CH2	bond	single diastereomer	
II-55	H2	O	H	H	H	0	H	CH(COOEt)	C(=O)	CH2	CH2	CH2	bond	single diastereomer	
II-56	O	O	H	H	H	0	H	CH(COOEt)	C(=O)	CH2	CH2	CH2	bond	single diastereomer	
II-59	H2	O	H	H	H	0	H	CH2	CH2	CH2	CH2	CH2	bond	single diastereomer	
II-60	H2	O	H	H	H	0	H	C(=O)	O	CH2	CH2	CH2	bond	single diastereomer	
II-68	H2	O	H	H	H	1	OC(=O)NHEt	O	O	CH2	CH2	CH2	bond	diastereomer	
II-69	H2	O	H	H	H	1	OH	O	O	CH2	CH2	CH2	bond	diastereomer B	

Table 8



Compound No.	A1A2	B1B2	R3	A	B	C	D	E	F	Comments
II-01a	H2	O	H	O	CH2	bond	bond	bond	bond	racemate
II-01c	H2	O	H	O	CH2	bond	bond	bond	bond	enantiomer (S)
II-01b	H2	O	H	O	CH2	bond	bond	bond	bond	enantiomer (R)
II-39	H2	O	H	C(=O)	CH2	bond	bond	bond	bond	enantiomer
II-41	H2	O	H	C(OH)	CH2	CH2	bond	bond	bond	mixture of diastereomers
II-57	H2	O	3-Br	O	CH2	bond	bond	bond	bond	racemate
II-58	H2	O	3-CH2OCH2-CH3	O	CH2	bond	bond	bond	bond	racemate
II-61	H2	O	3-CH2OCH2-CH3	O	CH2	bond	bond	bond	bond	racemate

Table 9

Compound No.	Q	W
II-64	NH	
II-65	N-CH ₂ -cyclopropyl	CH-CH ₂ -cyclopropyl
II-66		CH ₂
II-67		CH ₂

General Description of the Synthetic Processes and Examples

The general synthetic route employed to prepare the cyclic substituted fused pyrrolo-carbazoles of this invention is shown in Figures 2 through 12. The general procedures for synthesis of the fused pyrrolo-carbazoles (3)/(47) can be performed as described in U.S. Patent No. 5,705,511, and U.S. Patent No. 4,923,986, the disclosure of each of which is hereby incorporated by reference in its entirety. When R1 is H, the lactam nitrogen of the fused pyrrolo-carbazoles (3)/(47) is protected with an appropriate

- 55 -

protecting group leading to (4)/(48). The protected compounds are treated with an appropriate base in anhydrous organic solvent(s), which results in the generation of a dark red solution, which is believed to be the carbanion. Reaction of the carbanion with a reagent containing an electrophilic C=Y bond provides either a cyclic substituent directly (as shown in Figures 2, 5, 7, 12, 15, and 17), or an initially formed acyclic derivative (6), (14), (53) or (60), which is subsequently converted to a cyclic substituent (as shown in Figures 3, 4, 13 and 14). A preformed, appropriately substituted cyclic derivative may be used as either a nucleophile (as shown in Figures 6 and 16), or as an electrophile (as shown in Figures 8 and 18). Cyclic substituents may be formed from an olefinic group as shown in Figures 9 and 19.

Either an acid or a base-catalyzed process is used to carry out the lactam nitrogen protection strategy (shown in Figures 1, 10 and 11). The acid-catalyzed reaction can be carried out with a resin-bound reagent allowing immobilization of the fused pyrrolocarbazole (47) to a polymeric support, such as a polystyrene-based, Rink acid resin (Figure 11), providing (50). Alternatively, the acid-catalyzed reaction can be carried out with a soluble reagent, e.g. 4,4'-dimethoxybenzhydrol to yield a compound (49) (Figure 11). The silyl-protected compound (51) is produced under base catalysis (Figure 11).

Reaction of the carbanion derived from (4)/(48) with a ω -functionalized ketone/aldehyde (5), [Figure 2/12], provides an acyclic intermediate (6)/(53). The ring closure to provide (7)/(54) occurs typically *in-situ* when cyclization leads to a 5-membered (and occasionally to a 6-membered) product and when the Z group is an ester or a halide, such as chloride or bromide. For cases when ring closure leads to a six or higher membered cyclic product, the initially isolated acyclic derivative (6)/(53), is subsequently treated with a base providing the cyclic product, (7)/(54). The acyclic intermediates (6)/(53), derived from reaction with an aldehyde, upon oxidation provides a ketone intermediate (9)/(56). When the Z group is another carbonyl containing group (e.g. a tertiary amide), reaction with a hydrazine (or urea) leads to the formation of heterocyclic derivatives such as dihydro-pyrazol, pyrazol, pyridazinone, pyridazine dione or phthalazine dione, etc. (or dihydro-pyrimidone/dione, primidone/dione and/or homologs, etc). However, when the Z group is an olefin (or an acetylenic group), reaction of the keto-intermediate (9)/(56), with an N-alkyl hydroxyl amine provides a nitron which

subsequently leads to a cyclic product derived from an intramolecular dipolar cycloaddition reaction, (Figure 3/13). The secondary alcohol (14)/(60), produced from reaction with aldehyde (13), is oxidized to the ketone (15)/(61), which in turn is converted to the corresponding nitron (16)/(62) (Figure 4/14). Reaction of this nitron with an
5 olefinic or acetylenic compound provides a cyclic derivative (17)/(63). Mono- or dialkylation of the anion(s) derived from (4)/(48), provide olefin containing fused pyrrolocarbazole (41)/(79) or (44)/(82), respectively (Figure 9/19). The C=C (olefin) group is subsequently converted to a cyclic derivative via analogous intermolecular dipolar cycloaddition reaction with a nitryloxyde, nitron or an azomethine ylide.

10 A cyclic group directly bonded to the carbazole nucleus is obtained (Figures 7/17) by reaction of the carbanion derived from (4)/(48) with highly electrophilic reagents such as N-acyl pyridinium compounds (30) [or pyridine N-oxide]. The dihydro derivatives (31)/(71) or (32)/(72) are either converted to the corresponding saturated cyclic analogs (35) or (36)/(75) or (76), or are aromatized to the corresponding heterocyclic derivatives
15 (33) or (34)/(73) or (74). In a similar manner, reaction of (4)/(48) with a cyclic nitron (37) gives the saturated heterocyclic derivatives (38)/(77).

Cyclic substituents are obtained by reaction of the carbanion derived from (4)/(48) with a cyclic ketone (18) (Figures 5/15), that may optionally contain a wide variety of functional groups (see example section). Otherwise, reaction of the carbanion derived
20 from (4)/(48) with an epoxide, oxirane or an aziridine (Figures 5/15) yield cyclic substituents represented by (21)/(65). The carbanion derived from (4)/(48) also reacts with highly activated acrylate derivatives (22) (Figures 5/15) to provide cyclic derivatives (23)/(66). If the EWG in these products (23)/(66) is an ester function, further reaction with a hydrazine (or urea) leads to the formation of heterocyclic derivatives such as
25 dihydro-pyrazol, pyrazol, pyridazinone, pyridazine dione, phthalazine dione, etc. (or dihydro-pyrimidone, dihydro-pyrimidone dione, primidone/dione, or homologs etc).

Cyclic substituents are obtained by further derivatization of the key aldehyde intermediate (90)/(99) with either (i) a difunctional reagents (91), such as amino-alcohol, amino-thiol diol, dithiols or diamines [(route (a) in Figures (20/21)], or (ii) via Diels-Alder
30 reaction with a diene (93) as shown by route (b) in figure (20/21). These cyclic substituents may optionally contain a wide variety of functional groups, either present in

- 57 -

the difunctional reagent (91) or the diene; or alternatively by further functionalization of the olefine group present in (94)/(101) to provide (95)/(102).

Finally, a cyclic substituent is introduced by coupling an alkylating agent bearing an appropriately substituted cyclic group (Figure 8/18) with the carbanion derived from (4)/(48). When Q = NH, this reaction is facilitated by the presence of a tertiary amine base, an inorganic base such as alkali-metal carbonate, alkali-metal alkoxide, alkali-metal hydride or by use of an alkyl lithium or a Grignard base.

In a majority of the approaches described above for the preparation of fused pyrrolocarbazole containing cyclic substituents, the carbanion derived from (4)/(48) is used. Whereas, as described in Figures 20 and 21, it the nitrogen nucleophile which is utilized for functionalization to provide fused pyrrolocarbazole containing cyclic substituents. However, a route where the fused pyrrolocarbazole (4)/(48) serves as an electrophile is outlined in Figure 6/16. The methylene group of the fused pyrrolocarbazole (4)/(48) is oxidized to provide an electrophilic ketone (25)/(68). Addition of the anion (27) derived from a cyclic reagent (26) to the C=O of (25)/(68) provides a cyclic substituted product (29)/(69) that also contains a hydroxyl group at the benzylic position, as shown. This hydroxyl group is replaced by H, F, SR, OR or NRR'.

Furthermore, when Q = NH and W is a cyclic substituent, as described above, these analogs may be treated with an appropriately functionalized isocyanate to provide fused pyrrolocarbazoles containing cyclic substituents where Q = NC(=O)NHR'.

Examples below provide synthesis of a representative set of specific compounds, utilizing the general procedures described above.

Example 7

Preparation of Rink Resin-bound intermediates (50a), (50b) and (50c) (Figure 11)

Example 7A

A three neck round bottom flask fitted with an overhead mechanical stirrer and a Dean-Stark trap was sequentially charged with Rink acid resin (51b, R'=OMe, R''=polymer) (10.00 g, 0.64 mmol/g), 1-methyl-2-pyrrolidinone (80 mL), benzene (350 mL), (47a) [A1,A2=H2, B1,B2=O, R3=R4=R5=R6=H, Q=NH] (3.00 g) and p-toluenesulfonic acid (1.00 g). The reaction mixture was warmed to reflux for 20 hours,

- 58 -

cooled and then filtered. The resin was washed with THF (5 x 175 mL) and the filtrate set aside. The resin was then sequentially washed with DMSO (4 x 100 mL), 2% aqueous NaHCO₃ (4 x 100 mL), water (4 x 100 mL), DMSO (2 x 200 mL), THF (4 x 100 mL) and ethyl acetate (4 x 100 mL). The resin was dried under vacuum (24 hours) to afford 11.70 g (0.47 mmol/g) of resin (50a) [A1,A2=H2, B1,B2=O, R3=R4=R5=R6=H].

The original THF washings were evaporated, the residue was diluted with water (750 mL), and the resulting precipitate was filtered and sequentially washed with water, 2% aqueous NaHCO₃ (4 x 100 mL), and water (4 x 100 mL). After drying under vacuum, 1.28 g of (47a) was recovered.

10 Example 7B

In a similar manner, (47b) [A1,A2=H2, B1,B2=O, R3=R4=R5=H, R6=10-OMe, Q=NH], (1.02 g) was coupled to the Rink acid resin (51b) (3.12 g) to afford 3.70 g (0.46 mmol/g) of resin bound compound, (50b), along with recovered starting material (47b) (0.44 g).

15 Example 7C

In a similar manner, (47c) [A1,A2=O, B1,B2=H2, R3=R4=R5=R6=H, Q=NH], (0.5 g) was coupled to Rink acid resin (51b) (1.52 g) to afford resin bound compound, (50c), (1.58 g).

Example 7D

20 Preparation of Intermediate (49a) (Figure 11)

A three neck round bottom flask fitted with an overhead mechanical stirrer and a Dean-Stark trap was sequentially charged with DMB-OH (51a) (2.44 g, 10 mmoles), 1-methyl-2-pyrrolidinone (30 mL), benzene (270 mL), (47a) (3.10 g, 10 mmol) and p-toluenesulfonic acid (1.90 g, 10 mmoles). The reaction mixture was heated to reflux. After 25 2 h, the reaction mixture became homogenous, and heating was continued for another 2 h. The reaction mixture was cooled to room temperature, diluted with EtOAc (200 mL), washed with saturated aqueous NaHCO₃ solution (4 x 100 mL), water (4 x 100 mL), and the organic layer was dried over anhydrous MgSO₄, filtered and concentrated in-vacuo.

- 59 -

The residue was triturated with EtOAc/hexane and the resulting solid was filtered and dried under high vacuum to afford (49a) [A1,A2=H2, B1,B2=O, R3=R4=R5=R6=H, Q=NH, R'=R''=H], (5.2 g, 98%).

Example 8

5 General Synthesis of Cyclic Derivatives by Solid Phase Chemistry (SPS).

- To a suspension of (50a) or (50b) or (50c) (50 mg) in THF (2 mL) was added a 1.0 M solution of EtMgBr (1.0 mL in THF) and the reaction was stirred for 1 h prior to the addition of HMPA (0.5 mL). After stirring for 10 min, the electrophile (e.g., aldehyde, ketone, epoxide, etc.) (~10-15 mmole) was added, and the reaction was stirred for 20 h.
- 10 The reaction was quenched with 10% aqueous NH₄Cl (5 mL) and filtered. The resin was successively washed with 10% aqueous NH₄Cl (3 x 10 mL), water (3 x 10 mL), THF (3 x 10 mL), DMF (3 x 10 mL), water (3 x 10 mL), THF (3 x 10 mL), and ether (3 x 10 mL). The resin was dried under vacuum, taken up in methylene chloride (15 mL), and treated with trifluoroacetic acid (0.15 mL). After stirring for 1 h, the reaction was filtered, and the
- 15 filtrate was evaporated. The resulting residue was analyzed by analytical HPLC (see method description below) and those samples less than 80% pure were purified by preparative HPLC (Zorbax RX-8, 4 x 25 cm, eluted with MeCN/water containing 0.1% trifluoroacetic acid, gradient). The appropriate fractions were neutralized with NaHCO₃ and extracted into methylene chloride (3 x 50 mL) and dried over MgSO₄. The desired
- 20 compounds were obtained after filtration and solvent evaporation.

Analytical HPLC methods:

- Method A: Column: Zorbax analytical RX-C8, 4.6 mm x 250 mm.
Conditions: 10% MeCN --> 100% MeCN (w/0.1% TFA) over 40 minutes.
- Method B: Column: Vydac analytical C8, 4.6 mm x 150 mm.
25 Conditions: 35% MeCN --> 60% MeCN (w/0.1% TFA) over 20 minutes.
- Method C: Column: Zorbax analytical RX-C8, 4.6 mm x 150 mm.
Conditions: 10% MeCN --> 100% MeCN (w/0.1% TFA) over 20 minutes.
- Method D: Column: Zorbax analytical RX-C8 4.6 mm x 250 mm.
Conditions: 10% MeCN -> 100% MeCN (w/0.1% TFA) over 40 minutes.

Example 9**Preparation of Compound II-01a**

A solution of (*47a*) (2.02 g, 6.5 mmol) in DMF (200 mL) was heated (155 °C oil bath) under vacuum and solvent was reduced by distillation (~ 70 mL). After cooling to room temperature, nitrogen was bled into the system and the distillation head was replaced with a septum and N₂ bubbler. Sodium hydride (274 mg, 8.15 mmol of a 60% dispersion in mineral oil) was added in one portion and the reaction was then heated to 55°C and stirred for 1 h. (+/-) Glycidil mesylate (1.69 g, 8.15 mmol) was then added and the reaction was stirred for an additional 15 h at 55°C. The oil-bath was removed and the reaction was stirred at room temperature for 24 h. The crude mixture was filtered and the mother liquor concentrated and triturated with diethyl ether/methanol. The solid was collected by filtration and washed with water and dried to give the desired product **II-01a** as a pale green solid (1.7g, 4.62 mmol, 71%), which had the following spectral properties: 300 MHz ¹H NMR (DMSO d₆) δ 9.50 (d, 1), 8.58 (s, 1), 8.01 (d, 1), 7.74 (d, 1), 7.68 (d, 1), 7.50 (dd, 1), 7.44-7.31 (m, 3), 5.18 (m, 1), 4.95 (s, 2), 4.74 (dd, 1), 4.50 (s, 2), 3.53 (m, 1), 2.8 (t, 1), 2.48 (m, 1); ESI MS calcd for C₂₄H₁₈N₂O₂ (M + H) 367.44, found 367.14.

Example 10**Preparation of Compound II-01b**

A solution of (*47a*) (320 mg, 1.1 mmol) in DMF (35 mL) was heated (155 °C oil bath) under vacuum and solvent was reduced by distillation (~ 15 mL). After cooling to room temperature, nitrogen was bled into the system and the distillation head was replaced with a septum and N₂ bubbler. Sodium hydride (49 mg, 1.1 mmol of a 60% dispersion in mineral oil) was added in one portion and the reaction was stirred for 1 h at room temperature. 2-R(-) Glycidil tosylate (283 mg, 1.24 mmol) was then added and the reaction was stirred an additional 18 h at 60°C. The oil-bath was removed and the reaction was stirred at room temperature for 4 h. The crude mixture was dried, triturated with diethyl ether/methanol and then taken up in THF and filtered. The THF filtrate was concentrated and the resultant solid was triturated with diethyl ether/methanol and dried to give of the desired product **II-01b** (155 mg, 0.42 mmol, 37%) as a greenish solid. Further concentration and trituration of the mother liquor provided an additional amount of the

- 61 -

product **II-01b** (90 mg). The product **II-01b** had the following spectral properties: 300 MHz ¹H NMR (DMSO d₆) δ 9.50 (d, 1), 8.58 (s, 1), 8.01 (d, 1), 7.74 (d, 1), 7.68 (d, 1), 7.50 (dd, 1), 7.44-7.31 (m, 3), 5.18 (m, 1), 4.95 (s, 2), 4.74 (dd, 1), 4.50 (s, 2), 3.53 (m, 1), 2.8 (t, 1), 2.48 (m, 1).

5 Example 11

Preparation of Compound II-01c

This compound was prepared using the same procedure as II-01b using (47a) (300 mg, 0.97 mmol), NaH (46 mg, 0.97 mmol) and 2-S(+)-glycidil tosylate (265 mg, 1.2 mmol) in DMF (10 mL). The desired product (277 mg, 0.76 mmol, 78 %) was obtained, 10 which had the following spectral properties: 300 MHz ¹H NMR (DMSO d₆) δ 9.50 (d, 1), 8.60 (s, 1), 8.02 (d, 1), 7.78 (d, 1), 7.68 (d, 1), 7.53 (t, 1), 7.44-7.38 (m, 3), 5.20 (m, 1), 4.95 (s, 2), 4.74 (dd, 1), 4.50 (s, 2), 3.53 (m, 1), 2.8 (t, 1), 2.48 (m, 1).

Example 12

Preparation of Compound II-02

15 Following the general SPS procedure as described in Example 8, (50a) (50 mg) was reacted with 1-benzyl-4-piperidone to provide 9 mg of the desired compound which had the following physical properties: HPLC: R_t = 21.36 min. (Method D). MS: 500 (M+H). ¹HNMR (DMSO d₆): δ 11.13 (s, 1H), 9.40 (d, J = 7.57 Hz, 1H), 8.57 (s, 1H), 7.95 (d, J = 7.81 Hz, 1H), 7.6-7.11 (series of m, 11H), 4.90 (s, 2H), 4.88 (s, 1H), 4.49 (s br, 20 2H), 3.66-1.03 (series of m, 8H).

Example 13

Preparation of Compound II-03

Following the general SPS procedure as described in Example 8, (50a) (50 mg) was reacted with tetrahydro-4H-pyranone to provide 11 mg of the desired compound 25 which had the following physical properties: HPLC: R_t = 23.85 min. (Method D). MS: 411 (M+H). ¹HNMR (DMSO d₆): δ 11.07 (s, 1H), 9.42 (d, J = 7.59 Hz, 1H), 8.52 (s, 1H), 7.9-7.22 (series of m, 7H), 4.89 (s, 2H), 4.39 (s, 1H), 3.6-0.83 (series of m, 8H).

Example 14**Preparation of Compound II-04**

Following the general SPS procedure as described in Example 8, (50a) (50 mg) was reacted with 5-chloro-pentan-2-one to provide 10 mg of the desired compound as a set of diastereomers which had the following physical properties: HPLC: $R_t = 32.1$ min, and 33.0 min. (Method A). MS: 395 (M+H).

Example 15**Preparation of Compound II-05**

Following the general SPS procedure as described in Example 8, (50a) (50 mg) was reacted with methyl 2-keto-hexonoate [which was prepared according to a literature procedure of E. J. Corey, et. al., *Tett. Letters*, **1985**, 3919-22], to provide 6 mg of the desired compound as a set of diastereomers which had the following physical properties: HPLC: $R_t = 25.5$ min, and 26.0 min. (Method A). MS: 409 (M+H), 431 (M+Na).

Example 16**Preparation of Compound II-06**

Following the general SPS procedure as described in Example 8, (50a) (50 mg) was reacted with methyl 2-keto-pentanoate [which was prepared according to a literature procedure of C. Herschburg, *Org. Syn.*, **1955**, 627], to provide 6 mg of the desired compound as a set of diastereomers which had the following physical properties: HPLC: $R_t = 24.1$ min, and 25.6 min. (Method A). MS: 395 (M+H).

Example 17**Preparation of Compound II-07**

Following the general SPS procedure as described in Example 8, (50a) (50 mg) was reacted with 4-chloro-butyraldehyde [which was prepared according to a literature procedure of M. E. Kuehene et. al., *J. Org. Chem.* **1981**, 46, 2002-09], to provide 6.9 mg of the desired compound as a set of diastereomers which had the following physical properties: HPLC: $R_t = 28.6$ min, and 30.0 min. (Method A). MS: 381 (M+H).

Example 18**Preparation of Compound II-08**

Following the general SPS procedure as described in Example 8, (50a) (50 mg) was reacted with 4-chloro-4'-fluorobutyrophenone to provide 10.1 mg of the desired compound as a set of diastereomers which had the following physical properties: HPLC: R_t = 32.8 min, and 35.0 min. (Method A). MS: 475 (M+H).

Example 19**Preparation of Compound II-09**

Following the general SPS procedure as described in Example 8, (50a) (50 mg) was reacted with 4-chloro-(2-thiophenyl)butyronone to provide 7.6 mg of the desired compound as a set of diastereomers which had the following physical properties: HPLC: R_t = 31.5 min, and 34.8 min. (Method A). MS: 463 (M+H).

Example 20**Preparation of Compound II-10**

Following the general SPS procedure as described in Example 8, (50a) (50 mg) was reacted with 1-methyl-4-piperidone to provide 6 mg of the desired compound which had the following physical and spectral properties: HPLC: R_t = 16.66 min. (Method D). MS: 424(M+H). $^1\text{HNMR}$ (DMSO-d_6): δ 11.16 (s, 1H), 9.45 (d, J = 7.73 Hz, 1H), 8.62 (s, 1H), 8.01 (d, J = 7.62 Hz, 1H), 7.7-7.25 (series of m, 6H), 4.94 (s, 2H), 4.54 (s, 1H), 3.8-1.9 (s and series of m, 11H).

Example 21**Preparation of Compound II-11**

Following the general SPS procedure as described in Example 8, (50a) (50 mg) was reacted with 3,4-epoxy-tetrahydrothiophene to provide 7 mg of the desired compound as a set of diastereomers which had the following physical and spectral properties: HPLC: R_t (major diastereomer) = 27.19 min, R_t (minor diastereomer) = 27.34 min. (Method D). Diastereomeric Ratio: ~60 : 40. MS: 413(M+H). $^1\text{HNMR}$ (DMSO-d_6) δ 11.21 & 11.1 (2s, 1H), 9.43(m, 1H), 8.55(2s, 1H), 7.96-7.11 (series of m, 7H), 4.89 (s, 2H), 4.67 (s, 1H),

3.00-1.3 (series of m, 6H).

Example 22

Preparation of Compound II-12

Following the general SPS procedure as described in Example 8, (50a) (50 mg)
5 was reacted with 6-bromo-hexan-2-one [which was prepared according to a literature
procedure of Flannery et. al., *J. Org. Chem.* **1972**, 37, 2803] and the crude product was
purified by preparative TLC to provide 2.5 mg of the desired product as a set of
diastereomers which had the following physical properties: HPLC: $R_t = 33.9$ min, and 34.1
min. (Method A). MS: 409 (M+H).

10 Example 23

Preparation of compound II-13

Following the general SPS procedure as described in Example 8, (50a) (50 mg)
was reacted with 5-bromo-pentan-1-al [which was prepared according to a literature
procedure of M. E. Kuehene et. al., *J. Org. Chem.* **1981**, 46, 2002-09], to provide 8.8 mg
15 of the desired compound as a set of diastereomers which had the following physical
properties: HPLC: $R_t = 31.3$ min, and 35.4 min. (Method A). MS: 395 (M+H).

Example 24

Preparation of Compound II-14

Following the general SPS procedure as described in Example 8, (50a) (50 mg)
20 was reacted with tetrahydrothiopyran-4-one to provide 8.8 mg of the desired compound
which had the following physical properties: HPLC: $R_t = 28.21$ min. (Method D). MS:
427(M+H)

Example 25

Preparation of Compound II-15

25 Following the general SPS procedure as described in Example 8, (50a) (50 mg)
was reacted with β -tetralone to provide 8 mg of the desired compound as a set of
diastereomers which had the following physical properties: HPLC: R_t (major diastereomer)

- 65 -

= 32.83 min., R_t (minor diastereomer) = 32.38 min. (Method D). Diastereomeric Ratio ~55 : 45. MS: 457(M+H)

Example 26

Preparation of Compound II-16

5 Following the general SPS procedure as described in Example 8, (50a) (50 mg) was reacted with 1-ethyl-3-piperidone to provide 8 mg of the desired compound as a set of diastereomers which had the following physical and spectral properties: HPLC: R_t (major diastereomer) = 18.36 min, R_t (minor diastereomer) = 17.83 min. (Method D). Diastereomeric Ratio: 57 : 43. MS: 438(M+H). $^1\text{HNMR}$ (DMSO d_6): δ 11.32 & 11.16 (s, 10 1H), 9.46(m, 1H), 8.7 (m, 1H), 8.01 (d, $J = 7.71$ Hz, 1H), 7.78-7.25 (series of m, 6H), 4.95 (overlapping s, 2H), 4.60 & 4.57 (2s, 1H), 3.8-0.8 (series of m, 13H).

Example 27

Preparation of Compound II-17

15 Following the general SPS procedure as described in Example 8, (50a) (50 mg) was reacted with 2-(N-morpholinomethyl)cyclopentanone to provide 8 mg of the desired compound as a set of diastereomers which had the following physical and spectral properties: HPLC: R_t (major diastereomer) = 18.37 min., R_t (minor diastereomer) = 19.81 min. (Method D). Diastereomeric Ratio: 80 : 20. MS: 494(M+H). $^1\text{HNMR}$ (Major, DMSO d_6): δ 11.07 (s, 1H), 9.44 (d, $J = 7.63$ Hz, 1H), 8.59 (s, 1H), 7.99-7.09(series of m, 20 7H), 4.93 (s, 2H), 4.68 (s, 1H), 4.0-1.1(series of m, 17H).

Example 28

Preparation of Compound II-18

25 Following the general SPS procedure as described in Example 8, (50a) (50 mg) was reacted with cyclobutanone to provide 6 mg of the desired which had the following physical and spectral properties: HPLC: $R_t = 27.42$ min. (Method D). MS: 381(M+H). $^1\text{HNMR}$ (DMSO d_6): δ 11.07 (s, 1H), 9.43 (d, $J = 7.68$ Hz, 1H), 8.52 (s, 1H), 7.93 (d, $J = 7.78$ Hz, 1H), 7.79 (d, $J = 7.44$ Hz, 1H), 7.67 (d, $J = 8.08$ Hz, 1H), 7.4-7.14 (m, 4H), 4.89 (s, 2H), 4.36 (s, 1H), 2.7-0.8 (series of m, 6H).

Example 29**Preparation of Compound II-19**

Following the general SPS procedure as described in Example 8, (50a) (50 mg) was reacted with 1,7-dichloro heptan-4-one to provide 7.6 mg of the desired compound as a set of diastereomers which had the following physical properties: HPLC: R_t =34.0 min, and 35.3 min. (Method A). MS: 457/459 (M+H).

Example 30**Preparation of Compound II-20 and II-32**

Following the general SPS procedure as described in Example 8, (50a) (50 mg) was reacted with 5-chloro-(1-pivalyl)-pentan-2-one [which was prepared according to a literature procedure of P. Knochel et. al., *J. Org. Chem.* **1993**, 58, 588-99] and the crude product was titrated with acetonitrile to provide 5.3 mg of the desired compound as a set of diastereomers which had the following physical properties: HPLC: R_t =34.4 min, and 35.9 min. (Method A). MS: 495 (M+H).

The acetonitrile mother liquor was purified via chromatography (reverse phase C-8 column w/ 60% MeCN- 40% water containing 0.1% TFA to provide **II-32** (R_{18} = Et). HPLC: R_t =35.3 min (Method A). MS: 545 (M+H).

Example 31**Preparation of Compound II-21**

A solution of the product **II-20** (20 mg) in THF (2 mL) was treated with a solution of LiBH_4 in THF (0.5 mL, 2M solution) at room temperature for 30 min. The reaction mixture was quenched with 1N HCl (2mL), EtOAc was added and the reaction mixture was stirred for 1.5 h. The reaction mixture was neutralized with aq. NaHCO_3 solution, and the organic phase was separated, washed with brine, dried over anhydrous Na_2SO_4 and concentrated in vacuo. The residue was taken up in toluene with minimal amounts of THF to provide a clear solution which was filtered through a pad of silica and eluted with 50% THF-toluene and evaporated to provide **II-21** as a mixture of diastereomers which had the following physical properties: HPLC: R_t =24.9 min, and 26.7 min. (Method A). MS: 411 (M+H).

Example 32**Preparation of Compound II-22**

To a solution of the alcohol **II-21** (5 mg), in CH₂Cl₂ (2 mL) was added Et₃N (15 μL), acetic anhydride (10 μL), and a crystal of N,N-dimethylaminopyridine. The reaction mixture was stirred at room temperature for 30 min, quenched with aq. NaHCO₃ solution and extracted into EtOAc. The organic layer was washed with 1N HCl solution, brine and then dried over anhydrous MgSO₄. Concentration in vacuo provided **II-22** as a mixture of diastereomers which had the following physical properties: HPLC: R_t = 29.2 min, and 30. min. (Method A). MS: 453 (M+H) and 475 (M+Na).

10

Example 33**Preparation of Compound II-23**

Following the general SPS procedure as described in Example 8, (50a) (50 mg) was reacted with diethoxy butyraldehyde [which was prepared according to a literature procedure of L. A. Paquette et. al., *J. Am. Chem. Soc.*, **1997**, 119, 9662] to provide 6.2 mg of the desired compound which had the following physical properties: HPLC: R_t = 23.2 min. (Method A). MS: 397 (M+H).

Example 34**Preparation of Compound II-24**

Following the general SPS procedure as described in Example 8, (50a) (50 mg) was reacted with 1-acetyl-4-piperidone to provide 6 mg of the desired compound which had the following physical and spectral properties: HPLC: R_t = 21.06 min. (Method D). MS: 452(M+H). ¹HNMR (DMSO d₆): δ 11.06 (2s, 1H), 9.41 (d, J = 7.53 Hz, 1H), 8.53 (s, 1H), 7.94 (d, J = 7.59 Hz, 1H), 7.7-7.1 (a series of m, 7H), 4.89 (s, 2H), 4.5-0.5 (a series of s and m, 12H).

25

Example 35**Preparation of Compound II-25**

To a solution of ethyl vinyl ether (3.0 mL) in THF (14 mL) at -78C under argon atm. was added tert-BuLi (12.0 mL, 1.7 M in pentane). The reaction mixture was warmed

- 68 -

to -40C for 10 min., then to room temperature for 5 min, recooled to -78C and was added to a suspension of CuBr.DMS (2.05 g) in THF (7 mL) kept at -40C. After 30 min., 1,3-dichloroisobutene (3.0 mL) was added rapidly, and the reaction was allowed gradually to warm to room temperature and stirred for 4 h. The reaction mixture was quenched with 5 10% NH₄Cl solution. This mixture was filtered and the solid was washed with ether. The organic layer was washed with aq. NaHCO₃ solution, brine and dried over MgSO₄, and concentrated in vacuo. The residue was taken up in methanol (15 mL) and treated with HCl (0.4 mL). When no starting material was apparent by TLC, solvent was removed in vacuo, the residue was treated with aq. NaHCO₃ and the mixture was extracted with ether 10 (3 x 30 mL). The ether layer was washed with brine and dried over anhydrous MgSO₄ and concentrated in-vacuo. The residual material was purified over silica gel and eluted with 20% EtOAc in hexane to yield 3-acetyl-4-chloro-isobutene.

Following the general SPS procedure as described in Example 8, (50a) (50 mg) was reacted with 3-acetyl-4-chloro-isobutene (as described above) to provide 2.15 mg of 15 the desired compound which had the following physical properties: HPLC: R_t =34.0 min. and 34.9 min. (Method A). MS: 407 (M+H).

Example 36

Preparation of Compound II-26

A suspension of resin-bound compound **II-25** (prior to cleavage of product **II-25** 20 with TFA) in THF (10 mL) was treated with OsO₄ solution (100 μL of 0.1 M solution in CCl₄) n-methyl morpholine N-oxide (50 mg) and water (100 μL). After stirring overnight, the reaction mixture was quenched with 10% NH₄Cl solution, the resin was washed, and product released from resin as described in Example 8, to yield compound **II-26** as a mixture of diastereomers which had the following physical properties: HPLC: R_t =20.0 25 min. and 21.2 min. (Method A). MS: 441 (M+H).

Example 37

Preparation of Compound II-27

A portion of the product **II-26** (2 mg) was taken up in THF (4 mL), and was treated with water (1.5 mL) and NaIO₄ (50 mg) at room temperature for ~ 16 h. The

- 69 -

reaction was quenched with aq. NaHCO₃ solution and extracted into EtOAc. The organic layer was dried over MgSO₄, filtered and concentrated in vacuo to provide **II-27** as a mixture of diastereomers which had the following physical properties: HPLC: R_t = 27.3 min. and 28.2 min. (Method A). MS: 431 (M+Na).

5 Example 38

Preparation of Compound II-28

To a mixture of N,O-dimethyl hydroxyl amine hydrochloride (13.0g) in CH₂Cl₂ (500 mL) at 0°C was added Et₃N (36 mL) and 5-chlorovaleryl chloride. The reaction mixture was warmed to room temperature and stirred for 2 h. The reaction was quenched
10 with aq. NaHCO₃ solution, washed with 1N HCl solution and brine. The organic layer was dried over anhydrous MgSO₄, filtered, concentrated in vacuo and the residue distilled @ 0.1 mm of Hg (78-81 °C). To a solution of the amide (2.0 g) in THF (15 mL) at -78°C was added a solution of vinyl magnesium bromide (17 mL, 1M solution), the mixture was warmed to 0°C for 1 h and then stirred at room temperature for 30 min. The reaction
15 mixture was recooled to 0°C and quenched with ice cold 1N HCl. The product was extracted with ether, dried over MgSO₄, filtered and concentrated to ~ 8 mL volume.

Following the general SPS procedure as described in Example 8, (50a) (50 mg) was reacted with the ether solution of the 6-chloro-3-hex-1-eneone (as described above) to provide 5.2 mg of the desired compound **II-28** as a mixture of diastereomers which had the
20 following physical properties: HPLC: R_t = 32.4 min. and 35.6 min. (Method A). MS: 407 (M+H).

Example 39

Preparation of Compound II-29

A suspension of resin-bound compound **II-28** (prior to cleavage of product **II-27**
25 with TFA) in THF (10 mL) was treated with OsO₄ solution (100 μL of 0.1 M solution in CCl₄) n-methyl morpholine N-oxide (50 mg) and water (100 μL). The reaction mixture was protected from light with aluminum foil and stirred overnight. The reaction mixture was quenched with 10% NH₄Cl solution and the resin was washed and product was released from resin as described in Example 8. The crude diol was purified via preparative

thin layer chromatography (60% THF in toluene) to provide the product, **II-29**, which had the following physical properties: HPLC: $R_t = 21.6$ min. (Method A). MS: 441 (M+H) and 463 (M+Na).

Example 40

5 Preparation of Compounds **II-30a** and **II-30b**

Compound (**II-04**) (two diastereomers) was purified as described previously, and each diastereomer was isolated by preparative HPLC as described in the General Synthesis. One diastereomer had HPLC $R_t = 32.1$ min (Method A) and MS = 395 (M+H); the other had a HPLC $R_t = 33.0$ min (Method A) and MS = 395 (M+H).

10

Example 41

Preparation of Compound **II-31**

Following the general SPS procedure as described in Example 8, (50a) (50 mg) was reacted with ethyl 5,7,9-trioxa-3-oxo-decanoate [which was prepared according to a literature procedure according to O. Kalinkovick et. al., *Tett. Lett.*, **1996**, 10956] to provide 16 mg of the lactones **II-31** as a mixture of diastereomers which had the following physical properties: HPLC: $R_t = 24.1$ min. and 25.2 min. (Method A). MS: 469 (M+H) and 491 (M+Na).

15

Example 42

20 Preparation of Compound **II-33**

A portion (10 mg) of the MOM-ether (**II-31**) was taken up in methanol (4 mL), treated with several drops of 6N HCl solution and was warmed to 55 C for 2 h. Solvent was removed by rotary evaporation and the crude product was purified by preparative TLC with 50% THF/toluene to provide 1 mg of hydroxy lactones (**II-33**) as a mixture of diastereomers which had the following physical properties: HPLC: $R_t = 19.6$ min. and 19.8 min. (Method A). MS: 425 (M+H) and 447 (M+Na).

25

Example 43**Preparation of Compound II-34**

To a solution of the pivalate **II-32** (5 mg) in THF (5 mL) was added a solution of LiBH_4 in THF (1 mL, 2M solution) and the reaction mixture was stirred at room temperature for 5 h, quenched with 1N HCl (2mL) and taken up in EtOAc. The reaction mixture was neutralized with aq. NaHCO_3 solution, the organic phase was separated, washed with brine, dried over anhydrous Na_2SO_4 , filtered and concentrated in vacuo. The residue was taken in toluene with minimal amounts of THF to provide a clear solution and was purified by column chromatography on silica gel (eluted with 55% THF in toluene) to provide **II-34** (3.34 mg) which had the following physical properties: HPLC: $R_t = 25.3$ min. (Method A). MS: 439 (M+H).

Example 44**Preparation of Compound II-35 and II-36**

Following the general SPS procedure as described in Example 8, (*50a*) (500 mg) was reacted with 5-chloro-(1-pivalyl)-pentan-2-one [see preparation of **II-20**, above] and the crude product purified and the individual diastereomers were separated via semi-preparative HPLC (C-8 reverse phase column, eluted with 60% MeCN in water containing 0.1 % TFA). Minor isomer (HPLC: $R_t = 33.7$ min.) and major isomer (HPLC: $R_t = 35.23$ min.) (Method A). MS: 495 (M+H). A small amount of the R18=Et analog **II-32** (HPLC: $R_t = 37.0$ min) was also isolated.

The minor isomer (3.7 mg) in THF (1 mL) was treated with a solution of LiBH_4 (0.5 mL, 2M) and stirred at room temperature overnight. The reaction mixture was extracted with EtOAc, the organic layer was washed with 1N NaOH solution, brine and dried over anhydrous MgSO_4 . Following filtration and solvent removal by rotary evaporation, the alcohol **II-35** (2.4 mg) was isolated which had the following physical properties: HPLC: $R_t = 25.2$ min. (Method A). MS: 411 (M+H).

The major isomer (39.5 mg) in THF (2 mL) was treated with a solution of LiBH_4 (2 mL, 2M) and stirred at room temperature overnight. The reaction mixture was extracted with EtOAc, the organic layer was washed with 1N NaOH solution, brine and dried over anhydrous MgSO_4 . Following filtration and solvent removal by rotary evaporation, the

- 72 -

alcohol **II-36** (27.3 mg) was isolated which had the following physical properties: HPLC: $R_t = 23.7$ min. (Method A). MS: 411 (M+H).

Example 45

Preparation of Compound II-37

- 5 Following the general SPS procedure as described in Example 8, (50a) (25 mg) was reacted with 5-chloro-pentan-2-one to provide 2.3 mg of the desired product as a mixture of diastereomers which had the following physical properties: HPLC: $R_t = 32.2$ min, and 33.2 min. (Method A). MS: 395 (M+H).

Example 46

10 Preparation of Compound II-38

- Following the general SPS procedure as described in Example 8, (50a) (50 mg) was reacted with diethoxybutyraldehyde [similar to procedure described for **II-23**]. The crude product following TFA treatment was purified by C-8 reverse phase column chromatography, and underwent hydrolysis upon sitting in the HPLC solvent [55%
15 MeCN-45% water w/ 0.1% TFA]. Solvent was removed via rotary evaporation to provide a product which had HPLC: $R_t = 22.3$ min. (Method A). MS: 397 (M+H).

Example 47

Preparation of Compound II-39

- To a stirred suspension of (47a) (87 mg, 0.280 mmol) in acetonitrile (20 mL) at
20 room temperature under nitrogen was added 2-chloromethylcyclobutanone (39.9 mg, 0.336 mmol) followed by DBU (46.1 mL, 0.308 mmol). The reaction mixture was heated to reflux for 42 h. DMF was added to solubilize the reaction mixture and 2-chloromethylcyclobutanone (1 eq.) was added and the mixture heated to reflux for 30 min. An additional 1 eq. of 2-chloromethylcyclobutanone was added and the reaction mixture
25 heated to reflux overnight, cooled to room temperature, diluted with ethyl acetate (50 mL) then washed with water (4 x 25 mL). The organic layer was dried ($MgSO_4$), filtered and concentrated *in vacuo* to yield a thin film, which upon further drying solidified (90 mg, 82 % yield). MS (ES^+): m/e 415 (M+Na) $^+$; 1H NMR ($CDCl_3$, 300 MHz): δ 1.93 (m, 1H), 2.28

- 73 -

(m, 1H), 3.09 (dd, 2H), 3.74 (m, 4H), 3.88 (m, 1H), 4.46 (d, 1H, J = 17.1), 4.68 (d, 1H, J = 17.1), 7.21-7.48 (m, 6H), 7.63 (d, 1H), 8.43 (s, 1H), 9.35 (1H, d).

Example 48

Preparation of Compound II-40a and II-40b

5 The reaction was carried out as described for **II-38**, except the crude product (after cleavage from resin) was purified via column chromatography on silica gel (2:1 toluene/EtOAc). Two isomeric ethyl acetals, **II-40a** and **II-40b**, were isolated and had the following physical properties: HPLC R_t = 32.3 and 30.4 min., respectively (Method A). MS: 425 (M+H).

10 Example 49

Preparation of Compound II-41

To a stirred solution of **II-39** (63mg, 0.161 mmol) in THF (8 mL) under nitrogen at 0°C was added lithium borohydride (96 mL, 0.193 mmol) dropwise. The reaction was stirred at 0°C for 30 min. then warmed to room temperature for 2 h. The reaction was
15 cooled to 0°C and quenched with methanol. The mixture was stirred for 30 min. at room temperature. The solvent was removed *in vacuo* leaving an off-white solid. The product was isolated by flash chromatography on silica gel using EtOAc (100%) to give a white residue (5 mg, 8% yield). MS (ES⁺): m/e 394 (M+H); ¹H NMR (CDCl₃, 300 MHz): δ 2.34 (m, 2H), 3.43 (m, 1H), 3.60 (dd, 1H), 3.83 (dd, 1H), 3.89 (s, 2H), 3.98 (d, 2H), 4.26-4.34
20 (m, 2H), 4.75 (s, 2H), 7.31-7.60 (m, 6H), 7.72 (d, 1H), 8.54 (s, 1H), 9.38 (dd, 1H).

Example 50

Preparation of Compound II-42

Following the general SPS procedure as described in Example 8, (50a) (50 mg) was reacted with γ-lactone to provide 4.5 mg of the desired product which had the
25 following physical properties: HPLC: R_t = 14.1 min, (mixture of diastereomers) (Method C). MS: 379 (M-OH)⁺.

Example 51**Preparation of Compound II-43**

Following the general SPS procedure as described in Example 8, (50a) (50 mg) was reacted with 3,4-oxo-tetrahydrofuran [which was prepared according to the literature procedure of Hawkins et.al. *J. Chem. Soc.* **1959**, 248] and the crude product was purified by semi-preparative HPLC to provide 1mg of the desired compound which had the following physical properties: HPLC: $R_t = 14.7$ min, (mixture of diastereomers) (Method C). MS: 395 (M+H).

10 **Example 52****Preparation of Compound II-44**

Following the general SPS procedure as described in Example 8, (50a) (50 mg) was reacted with 1,5-dichloropentan-2-one [which was prepared according to the literature procedure of L. Hart et.al. *J. Org. Chem.* **1959**, 24, 1261] to provide 6.5 mg of chloromethyltetrahydrofuran derivative **II-44** as a mixture of diastereomers which had the following physical properties: HPLC: $R_t = 15.3$ min, (mixture of diastereomers) (Method C). MS: 429 (M+H).

Example 53**Preparation of Compound II-45a, II-45b and II-46**

20 Following the general SPS procedure as described in Example 8, (50a) (50 mg) was reacted with 2-formyl-3,5-dimethoxy-benzyl chloride [which was prepared according to the literature procedure of G.M. Makara et.al.. *J. Org. Chem.* **1995**, 60, 717] to provide a crude product which was purified (and the diastereomers were separated) by semi-preparative HPLC to yield individual diastereomers **II-45a** (6.8 mg) and **II-45b** (5.9 mg) respectively. These product had the following physical properties: HPLC: $R_t = 13.8$ min (**II-45a**) and 15.9 min (**II-45b**) (Method C). MS: 511 (M+Na).

In addition, an ethyl transfer product, **II-46** (R18 = Et analog), was also isolated and had the following physical properties: HPLC: $R_t = 15.0$ min (Method C). MS: 539 (M+Na).

Example 54**Preparation of Compound II-47**

Following the general SPS procedure as described in Example 8, (50a) (50 mg) was reacted with 3,3-dimethyl-4-oxo- γ -lactone to provide 10.1 mg of the desired product as a mixture of diastereomers which had the following physical properties: HPLC: R_t = 13.2 min. and 14.3 min, (Method C). MS: 439 (M+H)⁺.

Example 55**Preparation of Compound II-48**

Following the general SPS procedure as described in Example 8, (50a) (50 mg) was reacted with 2,3-O-isopropylidene-D-erythronolactone to provide 4.1 mg of the desired product as a mixture of diastereomers which had the following physical properties: HPLC: R_t = 12.9 min. and 13.6 min, (Method C). MS: 469 (M+H)⁺.

Example 56**Preparation of Compound II-49**

Following the general SPS procedure as described in Example 8, (50a) (125 mg) was reacted with 3-formyl-N,N-dimethylpropionamide and 20 mg of the hydroxy amide intermediate was isolated in the usual manner from the solid-phase reaction. This alcohol (10 mg) was oxidized with Dess-Martin periodinane (105 mg) in dichloromethane (5 mL) at 0 °C for 30 min. The reaction mixture was washed with aq. Na₂S₂O₃, aq. NaHCO₃, and brine, and dried over anhydrous MgSO₄ before filtration and concentration in vacuo. The resulting keto-amide was taken up in methanol (5 mL) and hydrazine hydrate (1 mL) was added and the mixture was heated to reflux for 2 h. After the solvent was removed in vacuo, the residue was taken up in CH₂Cl₂ and washed with water, brine, and dried over anhydrous MgSO₄. After filtration and solvent removal by rotary evaporation, 4.9 mg of the desired product, II-49 was obtained which had the following physical properties: HPLC: R_t = 10.3 min. (Method C). MS: 407 (M+H)⁺.

Example 57**Preparation of Compound II-50**

Following the general SPS procedure as described in Example 8, (50a) (50 mg) was reacted with 1,4-dioxaspiro [4,5] decan-one to provide 4.1 mg of the desired product as a mixture of diastereomers which had the following physical properties: HPLC: $R_t =$ 14.0 min. (Method C). MS: 409 (M+H).

Example 58**Preparation of Compound II-51a, II-51bc, II-51d**

10 (Preparation of (1,1-diethoxyethoxy)acetone)

To a cold (0 °C) suspension of NaH (2.68 g, 60%) in THF (150 mL) was added a solution of 1,1-diethoxyethanol [which was prepared according to the literature procedure of Zirkle, C. L. et. al. *J. Org. Chem.* **1961**, 26, 395-407] (9.00 g) in THF (20 mL), and the reaction mixture was stirred at room temperature for 1 hour before adding methallyl chloride (8.0 mL). The reaction mixture was heated to reflux overnight, cooled and filtered through a plug of celite. Solvent was removed by rotary evaporation, and the residue purified by column chromatography (silica, 20% ether/hexane) to give 1,1-diethoxyethylmethallyl ether (11.5, 90%). Ozonolysis of a chilled (-30 °C) solution of this ether (6.00 g) in EtOAc (80 mL) was carried out until no starting material was detectable by TLC (1 hour). At this time, the reaction was purged with oxygen, treated with Pd(OH)₂ (150 mg) and stirred under an atmosphere of hydrogen overnight. The catalyst was filtered away, and the filtrate was concentrated by rotary evaporation. The resulting residue was purified by column chromatography (silica, 20 % EtOAc/hexane) to afford (1,1-diethoxy-ethoxy)acetone (4.53 g, 82 %).

25 Following the general SPS procedure as described in Example 8, (50a) (50 mg) was reacted with (1,1-diethoxyethoxy)acetone [as described above]. A portion of the product (6.5 mg) was fractionated by semi-preparative HPLC (C-8 reverse phase, and eluted with 65% MeCN-water containing 0.1% TFA). The isomeric products isolated were: **II-51a** (0.53 mg, HPLC: $R_t = 15.0$ min.) MS: 455 (M+H), **II-51bc** (1.25 mg, HPLC: $R_t = 15.3$ min and 15.4 min.) MS: 477 (M+Na) and **II-51d** (1.31 mg, HPLC: $R_t =$ 15.8 min.) (Method C) MS: 477 (M+Na).

- 77 -

Example 59**Preparation of Compound II-52**

The crude reaction products (10.5 mg), obtained according to the preparation of **II-40a** and **II-40b**, were taken up in methylene chloride (20 mL) and treated with BF_3 etherate (20 μL). After stirring for 2.5 hours, the solution was washed with saturated aqueous NaHCO_3 and brine prior to drying over MgSO_4 . After filtration and solvent removal by rotary evaporation, the residue was taken in THF (2 mL) and treated with NBS (4.5 mg). After stirring overnight additional NBS (4.5 mg) was added and the reaction stirred for another 2.5 h. The crude product was filtered thru a short C-18 column (SEP-PAK cartridge) and eluted with a 5% incremental step gradients of 65% - 75% MeCN-water containing 0.1% TFA. The appropriate fractions were pooled, neutralized with aq. NaHCO_3 and extracted with CH_2Cl_2 and dried over anhydrous MgSO_4 . After filtration and solvent removal by rotary evaporation provided a mixture of bromides (5 mg). To the mixtures of the bromides (5 mg) in methoxyethanol (2 mL) was added Et_3N (37 μL) and $\text{PdCl}_2(\text{Ph}_3\text{P})_2$ (1.5 mg), and the mixture was heated in carbon monoxide atmosphere for 30 min. The reaction mixture was cooled and extracted with EtOAc, and organic layer washed with water. The aqueous layer was extracted several times with EtOAc, and the combined organic layers were washed with brine, aq. NaHCO_3 , 1N HCl, and brine, and dried over MgSO_4 . Filtration and concentration in vacuo yielded = 1.1 mg of **II-52** as a mixture of diastereomers. HPLC: R_t = 13.97 min. and 14.12 min. (Method C). MS: 557 (M+H), 579 (M+Na).

Example 60**Preparation of Compound II-53**

Following the general SPS procedure as described in Example 8, (50a) (50 mg) was reacted with 5-chloro-(1-pivalyl)-pentan-2-one [as described above for **II-20**] and the major product, a single diastereomer, was isolated via semi-preparative HPLC (C-8 reverse phase column, eluted with 75% MeCN in water containing 0.1 % TFA). HPLC: R_t = 17.2 min. (Method A).

The pivalate (5 mg) in THF (2 mL) was treated with a solution of LiBH_4 (2 mL, 2M) and the reaction mixture was stirred at room temperature overnight. Reaction mixture

- 78 -

was quenched with 1N HCl and extracted with EtOAc. The organic layer was washed with 1N NaOH soln., brine and dried over anhydrous MgSO₄. Filtration and concentration in vacuo provided the alcohol **II-53** (3.2 mg). HPLC: R_t =12.0 min. (Method A). MS: 441 (M+H).

5

Example 61**Preparation of Compound II-54**

Following the general SPS procedure as described in Example 8, (50a) (50 mg) was reacted with diethoxybutyraldehyde. This experiment protocol is similar to that used for the preparation of compounds **II-23**, **II40a** and **II-40b**, as described above. The crude product (following TFA treatment) was purified by C-8 reverse phase column chromatography, the appropriate fractions were pooled and neutralized with solid NaHCO₃ before being extracted into EtOAc. The organic layer was washed with brine and dried over MgSO₄, filtered and concentrated in vacuo to yield =17.2 mg. HPLC R_t =14.8 min. (Method C). MS: 455 (M+H).

15

Example 62**Preparation of Compound II-55a and II-55b**

Following the general SPS procedure as described in Example 8, (50a) (145 mg) was reacted with 2-ethoxycarbonyl-2-cyclopentenone [which was prepared according to the literature procedure of H. J. Reich et.al. *J. Am. Chem. Soc.* **1975**, 97, 5434-47]. The crude product was purified by semi-preparative HPLC (C8, 65% CH₃CN - 35% water containing 0.1 % TFA) to give **II-55a** (1.98 mg) HPLC: R_t = 12.1 min. (Method C). MS: 465 (M+H) and **II-55b** (7.35 mg) HPLC: R_t = 14.1 min. and 15.6 min.(Method C). MS: 465 (M+H).

20

Example 63**Preparation of Compound II-56**

A sample from example **II-55a** (7 mg) was treated with sodium cyanide in DMSO at (145 °C) for 1 h to yield the imide derivative **II-56**. Yield: (4.93 mg). HPLC: R_t = 13.6 min. (Method C). MS: 519.

25

- 79 -

Example 64**Preparation of Compound II-57**

To a THF solution (10 mL) of **II-01a** (200 mg, 0.54 mmol) was added NBS (116 mg, 0.65 mmol). The reaction was stirred at room temperature for 24 h. Solvent was removed via rotary evaporation and the remaining brown solid was stirred with methanol (5 mL) for 0.5 h. The suspension was filtered and washed with methanol leaving 215 mg (0.48 mmol, 89%) of the desired product which had the following spectral properties: 300 MHz ¹H NMR (DMSO *d*₆) δ 9.52 (d, 1), 8.65 (s, 1), 8.621 (s, 1), 8.15 (s, 1), 7.78-7.62 (m, 2), 7.44-7.38 (m, 2), 5.20 (m, 1), 4.95 (s, 2), 4.74 (dd, 1), 4.50 (s, 2), 3.53 (m, 1), 2.8 (t, 1), 2.48 (m, 1).

Example 65**Preparation of Compound II-58**

To a suspension of (47a) (1g, 3.2 mmol) in THF (40 mL) was added NBS (632 mg, 3.5 mmol). The reaction was stirred at room temperature for 18 h. The solvent was removed under vacuum and the resultant yellow-orange solid was suspended in methanol (50 mL). The slurry was filtered and the solid washed with more methanol. After drying, the bromo compound (R₃=Br) (1.09 g, 2.8 mmol, 88% yield) was recovered as a pale yellow solid: (ESI (M+H) 388.2, 390.2 m/e).

To a solution of the above bromide (1.09 g, 2.8 mmol) was added 4,4'-dimethoxybenzhydrol (818 mg, 3.4 mmol) and p-toluenesulfonic acid (532 mg, 2.8 mmol) in benzene (60 mL) and N-methylpyrrolidinone (6 mL) were heated to reflux. After 24 h the reaction was allowed to cool to room temperature and diluted with ethyl acetate (200 mL). The organic layer was washed with NaHCO₃ (2x), H₂O (2x), and Brine(2x), dried over anhydrous MgSO₄, filtered and the solvent removed in vacuo. The crude material was purified via column chromatography (10% EtOAc-Hexane) to provide the desired DMB protected 3-bromoindole derivative (1.5 g, 2.4 mmol, 87% yield) as an orange solid: (ESI-MS (M+H) 616.5 m/e).

A 250 mL sealable tube was charged with the DMB protected 3-bromo compound (1.5 g, 2.4 mmol), bis(triphenylphosphinyl)palladium dichloride (100 mg, 0.14 mmol), anhydrous sodium acetate (3.9g, 4.8 mmol), and methoxyethanol (50 mL). The tube was

- 80 -

alternately evacuated and filled with CO, leaving it under an atmosphere of CO. It was then lowered into an oil bath at 150°C. After 4 h the tube was cooled to room temperature and recharged with CO. This was repeated once more with the reaction going a total of 10 h. The reaction was diluted with ethyl acetate (250 mL), washed with water, dried over anhydrous MgSO₄, filtered and dried in vacuo. The residue was triturated with methanol to give the 3-carboxy compound (1.29 g, 2.02 mmol, 84% yield) as a yellow solid: ESII-MS (M+H) 639.6 m/e.

To a solution of the above ester (1.2 g, 1.9 mmol) in methylene chloride (20 mL) was added thioanisole (1 mL) followed by TFA (4 mL). After stirring for 1 h at room temperature, the reaction mixture was evaporated to dryness and the residue was suspended in diethylether. The suspension was filtered and the solid was washed with diethylether until the filtrate was colorless. The deprotected ester (636 mg, 1.54 mmol) was isolated as an off-white solid (ESII-MS (M+H) 413.4 m/e).

The above ester (500 mg, 1.2 mmol) was suspended in methylene chloride (15 mL) and a solution of diisobutylaluminumhydride in methylene chloride (5.5 mL, 5.5 mmol, 1.0 M) was added. After 2 h at room temperature the reaction was quenched with methanol. Solvent was removed by rotary evaporation and water was added to the residue. The slurry was filtered and the solid allowed to dry. The desired product [A₁,A₂=H₂, B₁,B₂=O, R₃=CH₂OH, R₄=R₅=R₆=H, Q=NH] (367 mg, 1.08 mmol) was obtained as a pale yellow solid: ESII-MS (M+H) 341.3 m/e.

To a suspension of the above alcohol (430 mg, 1.2 mmol) in 2-methoxyethylalcohol (25 mL), in a sealable tube was added trifluoroacetic anhydride (340 μL, 2.4 mmol). The reaction mixture was heated at 70°C for 15 h. The tube was cooled and water was added to the reaction vessel. After stirring for 1 h the suspension was filtered providing the desired ether [A₁,A₂=H₂, B₁,B₂=O, R₃=CH₂OCH₂CH₂OCH₃, R₄=R₅=R₆=H, Q=NH] (370 mg, 0.93 mmol, 77% yield) as an orange solid: ESII-MS (M+H) 399.5 m/e.

The above ether (370 mg, 0.93 mmol) was dissolved in DMF (20 mL). The solvent was reduced in vacuo to ~ 50% (30 mmHg). Sodium hydride (45 mg, 0.93 mmol of a 60% dispersion in mineral oil) was added in one portion and the reaction was stirred for 1 h at room temperature. Glycidil mesylate (170 mg, 1.1 mmol) was then added and the reaction was stirred an additional 18 h at 60°C. The crude reaction mixture was stirred at room

- 81 -

temperature for 4 h, filtered and concentrated. Column chromatography (50% EtOAc-hexane to 10%MeOH-EtOAc) provided the desired product **II-58** (90 mg, 0.2 mmol, 22%). 300 MHz ¹H NMR (DMSO d₆) δ 9.50 (d, 1), 8.60 (s, 1), 7.95 (s, 1), 7.80-7.31 (m, 5), 5.18 (m, 1), 4.90 (s, 2), 4.74 (dd, 1), 4.65 (s, 2), 4.50 (s, 2), 3.62 (d, 2), 3.53 (m, 1), 3.50 (d, 2), 3.25 (s, 3), 2.8 (t, 1), 2.48 (m, 1).

Example 66

Preparation of Compound II-59 [Figure 16]

To a well stirred solution of (49a) (1.4 g, 4.1 mmol) in 260 mL of benzene was added MnO₂ (2.16 g, 24.8 mmol) and the mixture was heated to reflux for 18 h. The hot reaction mixture was filtered through a pad of celite, washed with hot THF (5 X 20 mL) and the filtrate was concentrated in vacuo. The crude product was triturated with MeOH, filtered, washed with cold MeOH and dried to obtain the indanone derivative (68a) (1.13 g, 85% yield). HPLC (Method C) Rt=17.24 min.

To a magnetically stirred suspension of (68a) (0.05 g, 0.09 mmol) in anhydrous THF (10 mL) was added cyclopentylmagnesium bromide (2M solution in Et₂O), (0.079 g, 5 mmol) at 0°C under argon atmosphere. After 15 min., the reaction mixture was quenched with saturated aqueous NH₄Cl solution and the phases were separated. The aqueous phase was extracted with EtOAc (3 X 7 mL), the combined organic extracts were washed with water and brine, dried over MgSO₄ and concentrated in vacuo to afford the addition product. HPLC (Method C) Rt=17.36 min.; MS = 621 (M+H); 643 (M+Na).

To a well stirred solution of the product (0.035 g, 0.056 mmol) in a mixture of CH₂Cl₂ (10 mL) and Et₃SiH (6 mL) was added trifluoroacetic acid (1mL) at room temperature. After 1 h, the reaction mixture was concentrated in vacuo to furnish the crude product. Purification of the crude product by flash chromatography on silica gel afforded **II-59** (9.1 mg, 42% yield). HPLC (Method C) Rt = 15.96 min.; MS: 379 (M+H).

Example 67

Preparation of Compound II-60 [Figure 16]

To a magnetically stirred solution of lithium bis(trimethylsilyl)amide (1M solution in THF), (0.21 mL, 1.26 mmol) in anhydrous THF (5 mL) was added γ -butyrolactone (100

- 82 -

mg, 1.26 mmol) at -78°C under argon atmosphere. After stirring for 45 min at -78°C , the solution of the enolate was transferred via a cannula to a solution of (*68a*) (70 mg, 0.12mmol) in anhydrous THF (5 mL) at -78°C . Following the addition of the enolate solution, the temperature of the reaction was raised to 0°C over a period of 2 h. The cold
5 0°C reaction mixture was quenched with saturated aqueous NH_4Cl solution, and the phases were separated. The aqueous phase was extracted with EtOAc (3 X 25 mL), and the combined organic extracts were washed with water, brine, dried over MgSO_4 and concentrated in vacuo to give the crude product. The crude product was triturated with EtOAc, filtered and washed with EtOAc. Purification of the solid by flash
10 chromatography on silica gel gave the addition product (16 mg, 18% yield). HPLC (Method C) $R_t = 15.47$ min.; MS: 637 (M+H), 659 (M+Na)

To a well stirred solution of above product (15 mg, 0.023 mmol) in a mixture of CH_2Cl_2 (5 mL) and Et_3SiH (5 mL) was added trifluoroacetic acid (0.6 mL) at room temperature. After 1 h, the reaction mixture was concentrated in vacuo to yield the crude
15 product. The crude product was repeatedly evaporated from EtOAc (3 x 10 mL). The crude product was titrated with hexane and the solid was filtered and washed with hexane, and dried to provide **II-60** (9 mg, 100% yield). HPLC (Method C) $R_t = 11.00$ min.; MS: Obs: 433 (M+K).

Example 68

20 Preparation of Compound II-61

The alcohol [$A_1, A_2 = \text{H}_2$, $B_1, B_2 = \text{O}$, $R_3 = \text{CH}_2\text{OH}$, $R_4 = R_5 = R_6 = \text{H}$, $Q = \text{NH}$] intermediate described for the synthesis of compound **II-58**, (360 mg, 0.9 mmol) was placed in a sealable tube with ethanol (15 mL). To this suspension was added trifluoroacetic anhydride (254 μL , 1.8 mmol). The reaction was heat at 70°C for 15 h. The
25 tube was cooled and the contents transferred to an RB-flask. The solvent was evaporated and the solid was triturated with methanol to provide the desired ether (239 mg, 0.65 mmol, 72% yield) as an orange solid. (ESII-MS (M+H) 369.3 m/e).

Compound **II-61** was prepared using the same procedure as described above for **II-58** using the ether [$A_1, A_2 = \text{H}_2$, $B_1, B_2 = \text{O}$, $R_3 = \text{CH}_2\text{OCH}_2\text{CH}_3$, $R_4 = R_5 = R_6 = \text{H}$, $Q = \text{NH}$] (122
30 mg, 0.33 mmol), NaH (16 mg, 0.33 mmol), and glycidil mesylate (76 mg, 0.5 mmol) in

- 83 -

DMF (10 mL). A total of 103 mg (0.24 mmol, 73%) of desired product was obtained which had the following spectral properties: 300 MHz ¹H NMR (DMSO d₆) δ 9.52 (d, 1), 8.60 (s, 1), 8.60 (s, 1), 7.96 (s, 1), 7.78-7.62 (m, 2), 7.44-7.38 (m, 2), 5.20 (m, 1), 4.95 (s, 2), 4.78 (dd, 1), 4.62 (s, 2), 4.5 (s, 2), 3.54 (q, 2), 3.52 (t, 2), 2.78 (t, 1), 2.48 (m, 1), 1.20 (t, 3).

Example 69

Preparation of Compound II-62

To a solution of (47a) (290 mg, 0.94 mmol) in dry DMF (15 mL) was added sodium hydride (45 mg, 0.94 mmol of a 60% dispersion in mineral oil) in one portion.

10 After stirring at RT for 1 h, 2-tetrahydrofurfuryl mesylate (200 mg, 1.1 mmol) was added and the reaction stirred for 24 h at room temperature. The reaction was heated to 60°C (oil bath temperature) for 24 h and then stirred at room temperature for 72 h. The reaction was filtered and the precipitate was washed with diethyl ether. The solvents were concentrated and the residue was triturated with 1:1 diethyl ether/methanol and the solid was collected.

15 The resultant tan solid was purified by column chromatography (20% EtOAc-CH₂Cl₂) to give the desired product (140 mg): mp > 250°C., ¹H NMR (300 MHz, DMSO-d₆) δ 9.52 (d, 1), 8.58 (s, 1), 8.01 (d, 1), 7.76 (d, 1), 7.68 (d, 1), 7.50 (dd, 1), 7.44-7.31 (m, 3), 4.95 (m, 1), 4.80 (m, 2), 4.50 (s, 2), 4.23 (m, 2) 3.75 (q, 1), 3.56 (q, 1), 1.80 (m, 4); MS (ES⁺) 395 (M + 1).

20

Example 70

Preparation of Compound II-63

This compound was prepared by essentially the same procedure as described for **II-62** from (47a) (280 mg, 0.9 mmol), sodium hydride (60% dispersion in mineral oil) (42 mg, 0.9 mmol) and 2-tetrahydrofurfuryl mesylate (200 mg, 1.1 mmol). Additional NaH (10 mg) and mesylate (50 mg) were added after 72 h at room temperature and the reaction was heated to 100°C for 24 h. The crude mixture was filtered, and the precipitate was washed with DMF. The solvents were concentrated and the resulting solid triturated with methanol and collected. The crude product was purified by HPLC (60% CH₃CN-H₂O

30 0.1%TFA) to give the desired product: mp > 250°C., ¹H NMR (300 MHz, DMSO-d₆) δ

- 84 -

9.54 (d, 1), 8.61 (s, 1), 8.05 (d, 1), 7.80 (d, 1), 7.70 (d, 1), 7.58 (dd, 1), 7.44-7.31 (m, 3), 4.95 (m, 1), 4.75 (m, 2), 4.56 (s, 2), 4.00 (m, 2) 3.6 (m, 2), 1.95 (m, 1), 1.80 (m, 2); ESI MS (ES⁺) 395 (M + 1).

Example 71

5 Preparation of Compound II-64

Following the general SPS procedure as described in Example 8, (50a) (50 mg) was reacted with sorbic aldehyde, except the resin was not treated with TFA, to provide the resin bound aldol product (50d). To a suspension of 4-Phenyl-1,2,4-triazoline-3,5-dione (100mg, 0.57 mmol) in 1 mL of tetrahydrofuran: dichloromethane (1:1) at -60°C, 10 was added the resin (50d) (0.025 mmol). The reaction mixture was stirred for in cold bath for 1h; the cooling bath was removed and the mixture was stirred at room temperature for additional 0.5h. The resin was filtered and worked up as described in Example 8, to provide compound II-64, [crystalline solid (15 mg)], as a mixture of diastereomers. HPLC (Method D) Rt = 24.9, 25.7, 26.4, 27.6, 28.2, 28.6, 29.2 min.; MS: 582 (M+H).

15 Example 72

Preparation of Compound II-65

To the resin (50a) (50 mg, 0.025 mmol) in 0.25 mL anhydrous tetrahydrofuran under argon was added a 1.0 M solution of ethylmagnesium bromide (0.8 mL, 0.8 mmol) in tetrahydrofuran at room temperature. The reaction mixture was agitated 20 gently with magnetic stirring for 45 min. Hexamethylphosphoramide (1.0 mL) was added by syringe over one minute and stirring was continued for additional 10 min. (Bromomethyl)cyclopropane (1.0 mL, large excess) was added by syringe in one portion and the reaction was stirred for 3h. The reaction was then heated to reflux for 16h. The reaction was quenched by the addition of saturated ammonium chloride solution (5 mL). 25 The resin was removed from the supernatant by filtration onto filter paper (Coors funnel) and was washed successively with (3 X 10 mL portion of) water, N,N-dimethylformamide, tetrahydrofuran, isopropanol, ethyl ether, and dichloromethane. The resulting resin was permitted to dry briefly in the air stream and was then transferred to a round bottom flask and treated with a 1% solution of trifluoroacetic acid in dichloromethane (10 mL) with

- 85 -

stirring for one hour. Organics were separated from the spent resin by filtration employing (10 mL) dichloromethane as a chaser. The organics were concentrated; anhydrous toluene (10 mL) was added to the flask and residual water was removed by a second concentration. The solid was dried in vacuo to afford compound **II-65**, 12 mg as a yellow glass. HPLC
5 (Method D) Rt = 25.1 min.; MS: 419 (M+H).

Example 73

Preparation of Compound II-66

Compound (47a) (50 mg, 0.16 mmol) was dissolved in anhydrous N,N-dimethylformamide (10 mL) in a flame dried round bottom flask fitted with a short-path
10 distillation apparatus. Approximately 3 mL of the DMF were removed by distillation at 40°C employing high vacuum (1-2 mm Hg) to remove any contaminating water. The solution was cooled to room temperature and sodium hydride (7.0 mg, 0.18 mmol, 60% dispersion in mineral oil) was added. The mixture was heated to 50°C for 30 min. to ensure complete anion generation. 1-Cyano-1-(p-toluenesulfonyloxymethyl)cyclopropane
15 (45 mg, 0.177 mmol) prepared from the tosylation of 1-cyano-1-hydroxymethylcyclopropane (employing p-toluenesulfonic anhydride and pyridine in dichloromethane) was added and heating was continued at 50-60°C for 18h. The reaction was quenched by the addition of several drops of water and was concentrated *in vacuo*. The resulting solid was redissolved in N,N-dimethylformamide (1 mL) and was filtered
20 through a cotton plug. Preparative high performance liquid chromatography on a C8 reverse phase column (55% acetonitrile:water) afforded 6 mg of the desired compound **II-66**. HPLC (Method C) Rt = 13.5 min.; MS: 390 (M+H).

Example 74

Preparation of Compound II-67 (via scheme 20)

25 A mixture of Compound (47a) (1.5 g, 4.8 mmol), *tert*-butyl acrylate (1.5 mL, 10 mmol), DBU (11 drops), and *tert*-butanol (2 mL) in anhydrous acetonitrile (50 mL) was refluxed under argon for 5 days. The reaction mixture was cooled to room temperature and ether (27 mL) was added the reaction mixture was cooled to 0 °C, filtered, washed with ether (3 X 10 mL), and dried to provide the Micheal addition product (96a)

- 86 -

[R¹⁸=R²³=H, R' = tert-Butyl], (1.55 g, 73% Yield). HPLC (method D): Rt: 31.54.

To a well stirred suspension of the tert-butyl ester (96a) (1.55 g, 3.5 mmol) in 2 mL of methylene chloride was added trifluoroacetic acid (15 mL) at room temperature. The mixture was further stirred for 1 h at room temperature and TFA and methylene chloride
5 were removed under vacuum and azeotrophed with toluene (3 X 15 mL) and dried under vacuum to obtain the acid (97a) [R¹⁸=R²³=H], (1.4 g, 99% Yield). HPLC (method D): Rt = 22.89 min.

To a well stirred mixture of BOP (0.165 g, 0.37 mmol), HOBt (0.040 g, 0.029 mmol) in DMF (8 mL) was cooled to 5 °C, Et₃N (24 drops) and the acid (97a) (0.1 g, 0.26
10 mmol) were added. The resulted mixture was further stirred at 5 °C for 30 min., then benzyl mercaptan (15 drops) was added. The reaction mixture was further stirred at room temperature for 15 h and quenched with water (50 mL). The solid was filtered, washed with water (3 x10 mL), and dried to provide the thio-ester (98a) [R¹⁸=R²³=H, R''=Bn], (0.145 g, 99% Yield), HPLC (method D): Rt = 32.22 min. MS: 489 (M+H) and 511
15 (M+Na).

To a well stirred solution of the thio-ester (98a) (40 mg, 0.081 mmol) in a mixture of NMP (6 mL) and acetone (6 mL) were added Pd/C (10%), (100 mg) and Et₃SiH (1 mL). The reaction mixture was heated to 55 °C for 45 min., filtered from a pad of celite, and washed with acetone and the filtrate was concentrated to give crude aldehyde (99a)
20 [R¹⁸=R²³=H] (10 mg, 33% Yield), HPLC (method D): Rt = 23.50 min. The crude aldehyde (99a) was used directly for the next reaction. To a well stirred mixture of aldehyde (99a) (10 mg, 0.027 mmol) and cysteine methyl ester hydrochloride (20 mg, 0.116 mmol) in 1-Methyl-2-pyrrolidinone (3 mL) was added triethylamine (20 drops) at room temperature. The mixture was stirred at ambient temperature for 24 h, then quenched with 2 M sodium
25 bicarbonate solution (10 mL) and extracted with ethyl acetate (3 X 7 mL). The combined organic layer was washed with water, brine, dried over anhydrous Na₂SO₄ and concentrated *in vacuo* to provide a crude product, which was purified by semi-Prep-HPLC method to provide compound **II-67**, 2.6 mg, 16% Yield. , 95% purity, HPLC (method D): Rt =23.14 min.; MS: 484 (M+H) and 506 (M+Na).

Example 75**Preparation of Compounds II-68 and II-69**

To a solution of II-35 and II-36 (2 mg, mixture of diastereomers) in THF (1 mL) was added ethyl isocyanate (30 μ L). After stirring overnight, the mixture was quenched
5 with methanol (1 mL), and solvent removed by evaporation. The resulting residue was purified by preparative TLC (toluene/EtOAc, 1/1) and two bands were isolated. The least polar band provided compound II-68 [HPLC: R_t = 17.01 min (method A), MS: 553 (M+H) and 575 (M+Na)] and the polar band provided compound II-69 [HPLC: R_t = 14.74 min (method A), MS: 482 (M+H) and 520 (M+Na)].

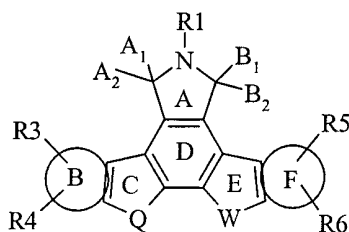
10 It is intended that each of the patents, applications, and printed publications mentioned in this patent document be hereby incorporated by reference in their entirety.

As those skilled in the art will appreciate, numerous changes and modifications may be made to the preferred embodiments of the invention without departing from the spirit of the invention. It is intended that all such variations fall within the scope of the
15 invention.

- 88 -

What is claimed is:

1. A compound having the Formula I:



I

wherein:

- 5 ring B and ring F, independently, and each together with the carbon atoms to which they are attached, are selected from the group consisting of:
- a) an unsaturated 6-membered carbocyclic aromatic ring in which from 1 to 3 carbon atoms may be replaced by nitrogen atoms;
 - b) an unsaturated 5-membered carbocyclic aromatic ring; and
 - 10 c) an unsaturated 5-membered carbocyclic aromatic ring in which either
 - 1) one carbon atom is replaced with an oxygen, nitrogen, or sulfur atom;
 - 2) two carbon atoms are replaced with a sulfur and a nitrogen atom, an oxygen and a nitrogen atom, or two nitrogen atoms; or
 - 15 3) three carbon atoms are replaced with three nitrogen atoms;

R¹ is selected from the group consisting of:

- a) H, substituted or unsubstituted alkyl having from 1 to 4 carbons, substituted or unsubstituted aryl, substituted or unsubstituted arylalkyl, substituted or unsubstituted heteroaryl, or substituted or unsubstituted heteroarylalkyl;
- 20

- 89 -

- b) $-C(=O)R^9$, where R^9 is selected from the group consisting of alkyl, aryl and heteroaryl;
- c) $-OR^{10}$, where R^{10} is selected from the group consisting of H and alkyl having from 1 to 4 carbons;
- 5 d) $-C(=O)NH_2$, $-NR^{11}R^{12}$, $-(CH_2)_pNR^{11}R^{12}$, $-(CH_2)_pOR^{10}$, $-O(CH_2)_pOR^{10}$ and $-O(CH_2)_pNR^{11}R^{12}$, wherein p is from 1 to 4; and wherein either
- 1) R^{11} and R^{12} are each independently selected from the group consisting of H and alkyl having from 1 to 4 carbons; or
 - 2) R^{11} and R^{12} together form a linking group of the formula -
- 10 $(CH_2)_2-X^1-(CH_2)_2-$, wherein X^1 is selected from the group consisting of -O-, -S-, and $-CH_2-$;
- R^2 is selected from the group consisting of H, alkyl having from 1 to 4 carbons, -OH, alkoxy having from 1 to 4 carbons, $-OC(=O)R^9$, $-OC(=O)NR^{11}R^{12}$, $-O(CH_2)_pNR^{11}R^{12}$, $-O(CH_2)_pOR^{10}$, substituted or unsubstituted arylalkyl
- 15 having from 6 to 10 carbons, and substituted or unsubstituted heteroarylalkyl;
- R^3 , R^4 , R^5 and R^6 are each independently selected from the group consisting of:
- a) H, aryl, heteroaryl, F, Cl, Br, I, -CN, CF_3 , $-NO_2$, -OH, $-OR^9$, $-O(CH_2)_pNR^{11}R^{12}$, $-OC(=O)R^9$, $-OC(=O)NR^{11}R^{12}$, $-O(CH_2)_pOR^{10}$, $-CH_2OR^{10}$, $-NR^{11}R^{12}$, $-NR^{10}S(=O)_2R^9$, $-NR^{10}C(=O)R^9$,

20

 - b) $-CH_2OR^{14}$, wherein R^{14} is the residue of an amino acid after the hydroxyl group of the carboxyl group is removed;
 - c) $-NR^{10}C(=O)NR^{11}R^{12}$, $-CO_2R^2$, $-C(=O)R^2$, $-C(=O)NR^{11}R^{12}$, $-CH=NOR^2$, $-CH=NR^9$, $-(CH_2)_pNR^{11}R^{12}$, $-(CH_2)_pNHR^{14}$, or $-CH=NNR^{2A}R^{2A}$ wherein

25 R^{2A} is the same as R^2 ;

 - d) $-S(O)_yR^2$, $-(CH_2)_pS(O)_yR^9$, $-CH_2S(O)_yR^{14}$ wherein y is 0, 1 or 2;
 - e) alkyl having from 1 to 8 carbons, alkenyl having from 2 to 8 carbons, and alkynyl having 2 to 8 carbons, wherein
 - 1) each alkyl, alkenyl, or alkynyl group is

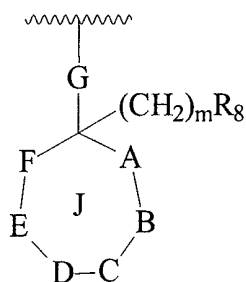
30 unsubstituted; or

- 90 -

2) each alkyl, alkenyl or alkynyl group is substituted with 1 to 3 groups selected from the group consisting of aryl having from 6 to 10 carbons, heteroaryl, arylalkoxy, heterocycloalkoxy, hydroxylalkoxy, alkyloxy-alkoxy, hydroxyalkylthio, alkoxy-alkylthio, F, Cl, Br, I, -CN, -NO₂, -OH, -OR⁹, - X²(CH₂)_pNR¹¹R¹², - X²(CH₂)_pC(=O)NR¹¹R¹², -X²(CH₂)_pOC(=O)NR¹¹R¹², -X²(CH₂)_pCO₂R⁹, X²(CH₂)_pS(O)_yR⁹, -X²(CH₂)_pNR¹⁰C(=O)NR¹¹R¹², -OC(=O)R⁹, - OCONHR², -O-tetrahydropyranyl, -NR¹¹R¹², -NR¹⁰CO₂R⁹, - NR¹⁰C(=O)NR¹¹R¹², -NHC(=NH)NH₂, NR¹⁰C(=O)R⁹, -NR¹⁰S(O)₂R⁹, - S(O)_yR⁹, -CO₂R², -C(=O)NR¹¹R¹², -C(=O)R², -CH₂OR¹⁰, - CH=NNR²R^{2A}, -CH=NOR², -CH=NR⁹, -CH=NNHCH(N=NH)NH₂, - S(=O)₂NR²R^{2A}, -P(=O)(OR¹⁰)₂, -OR¹⁴, and a monosaccharide having from 5 to 7 carbons wherein each hydroxyl group of the monosaccharide is independently either unsubstituted or is replaced by H, alkyl having from 1 to 4 carbons, alkylcarbonyloxy having from 2 to 5 carbons, or alkoxy having from of 1 to 4 carbons;

X² is O, S, or NR¹⁰;

R⁷ is



wherein:

m is 0-4;

G is a bond; or alkylene having 1 to 4 carbons, wherein the alkylene group is unsubstituted, or substituted with NR^{11A}R^{12A} or OR¹⁹;

R^{11A} and R^{12A} are the same as R¹¹ and R¹²;

R¹⁹ is selected from the group consisting of H, alkyl, acyl, and C(=O)NR^{11A}R^{12A};

- 91 -

R⁸ is selected from the group consisting of O(C=O)NR¹¹R¹², -CN, acyloxy, alkenyl, -O-CH₂-O-(CH₂)₂-O-CH₃, halogen and R^{1A} wherein R^{1A} is the same as R¹;

5 A and B are independently selected from the group consisting of O, N, S, CHR¹⁷, C(OH)R¹⁷, C(=O), and CH₂=C; or A and B together can form -CH=CH-;

C and D are independently selected from the group consisting of a bond, O, N, S, CHR¹⁷, C(OH)R¹⁷, C(=O) and CH₂=C;

10 E and F are independently selected from the group consisting of a bond, O, N, S, C(=O), and CH(R¹⁷);

R¹⁷ is selected from the group consisting of H, substituted or unsubstituted alkyl, alkoxy carbonyl, and substituted or unsubstituted alkoxy;

wherein:

- 15 1) ring J contains 0 to 3 ring heteroatoms;
- 2) any two adjacent hydroxyl groups of ring J can be joined in a dioxolane ring;
- 3) any two adjacent ring carbon atoms of ring J can be joined to form a fused aryl or heteroaryl ring;
- 20 4) any two adjacent ring nitrogen atoms of ring J can be joined to form a fused heterocyclic ring which can be substituted with 1 to 3 alkyl or aryl groups;

provided that:

- 25 1) ring J contain at least one carbon atom that is saturated;
- 2) ring J not contain two adjacent ring O atoms;
- 3) ring J contains a maximum of two ring C(=O) groups;
- 4) when G is a bond, ring J can be heteroaryl;

Q is selected from the group consisting of O, S, NR¹³, NR^{7A} wherein R^{7A} is the same as R⁷, CHR¹⁵, X³CH(R¹⁵), and CH(R¹⁵)X³, wherein X³ is selected from the group consisting of -O-, -S-, -CH₂-, NR^{7A}, and NR¹³;

30

W is selected from the group consisting of CR¹⁸R⁷ and CHR²;

- 92 -

R¹³ is selected from the group consisting of H, -SO₂R⁹, -CO₂R⁹, -C(=O)R⁹, -C(=O)NR¹¹R¹², alkyl of 1-8 carbons, alkenyl having 2-8 carbons, and alkynyl having 2-8 carbons; and either

- 1) the alkyl, alkenyl, or alkynyl group is unsubstituted; or
- 2) the alkyl, alkenyl, or alkynyl group independently is substituted with 1 to 3 groups selected from the group consisting of aryl having from 6 to 10 carbons, heteroaryl, arylalkoxy, heterocycloalkoxy, hydroxylalkoxy, alkyloxy-alkoxy, hydroxyalkylthio, alkoxy-alkylthio, F, Cl, Br, I, -CN, -NO₂, -OH, -OR⁹, -X²(CH₂)_pNR¹¹R¹², -X²(CH₂)_pC(=O)NR¹¹R¹², -X²(CH₂)_pCO₂R⁹, -X²(CH₂)_pS(O)_yR⁹, -X²(CH₂)_pNR¹⁰C(=O)NR¹¹R¹², -OC(=O)R⁹, -OCONHR², -O-tetrahydropyranyl, -NR¹¹R¹², -NR¹⁰CO₂R⁹, -NR¹⁰C(=O)NR¹¹R¹², -NHC(=NH)NH₂, NR¹⁰C(=O)R⁹, -NR¹⁰S(O)₂R⁹, -S(O)_yR⁹, -CO₂R², -C(=O)NR¹¹R¹², -C(=O)R², -CH₂OR¹⁰, -CH=NNR²R^{2A}, -CH=NOR², -CH=NR⁹, -CH=NNHCH(N=NH)NH₂, -S(=O)₂NR²R^{2A}, -P(=O)(OR¹⁰)₂, -OR¹⁴, and a monosaccharide having from 5 to 7 carbons wherein each hydroxyl group of the monosaccharide is independently either unsubstituted or is replaced by H, alkyl having from 1 to 4 carbons, alkylcarbonyloxy having from 2 to 5 carbons, or alkoxy having from of 1 to 4 carbons;

R¹⁵ is selected from the group consisting of H, OR¹⁰, SR¹⁰, R^{7A}, and R¹⁶;

R¹⁶ is selected from the group consisting of alkyl of 1 to 4 carbons; phenyl; naphthyl; arylalkyl having 7 to 15 carbons, -SO₂R⁹, -CO₂R⁹, -C(=O)R⁹, alkyl having 1-8 carbons; alkenyl having 2 to 8 carbons, and alkynyl having 2 to 8 carbons, wherein

- 1) each alkyl, alkenyl, or alkynyl group is unsubstituted; or
- 2) each alkyl, alkenyl, or alkynyl group is substituted with 1 to 3 groups selected from the group consisting of aryl having from 6 to 10 carbons, heteroaryl, arylalkoxy, heterocycloalkoxy, hydroxylalkoxy, alkyloxy-alkoxy, hydroxyalkylthio, alkoxy-alkylthio, F, Cl, Br, I, -CN, -NO₂, -OH, -OR⁹, -X²(CH₂)_pNR¹¹R¹², -X²(CH₂)_pC(=O)NR¹¹R¹², -X²(CH₂)_pOC(=O)NR¹¹R¹², -X²(CH₂)_pCO₂R⁹, X²(CH₂)_pS(O)_yR⁹, -

- 93 -

$X^2(CH_2)_pNR^{10}C(=O)NR^{11}R^{12}$, $-OC(=O)R^9$, $-OCONHR^2$, $-O$ -
 tetrahydropyranyl, $-NR^{11}R^{12}$, $-NR^{10}CO_2R^9$, $-NR^{10}C(=O)NR^{11}R^{12}$, $-$
 $NHC(=NH)NH_2$, $NR^{10}C(=O)R^9$, $-NR^{10}S(O)_2R^9$, $-S(O)_yR^9$, $-CO_2R^2$, $-$
 $C(=O)NR^{11}R^{12}$, $-C(=O)R^2$, $-CH_2OR^{10}$, $-CH=NNR^2R^{2A}$, $-CH=NOR^2$, $-$
 5 $CH=NR^9$, $-CH=NNHCH(N=NH)NH_2$, $-S(=O)_2NR^2R^{2A}$, $-P(=O)(OR^{10})_2$, $-$
 OR^{14} , and a monosaccharide having from 5 to 7 carbons wherein each
 hydroxyl group of the monosaccharide is independently either unsubstituted
 or is replaced by H, alkyl having from 1 to 4 carbons, alkylcarbonyloxy
 having from 2 to 5 carbons, or alkoxy having from of 1 to 4 carbons;
 10 R^{18} is selected from the group consisting of R^2 , thioalkyl of 1-4 carbons, and
 halogen;
 A^1 and A^2 are selected from the group consisting of H, H; H, OR^2 ; H, $-SR^2$; H,
 $-N(R^2)_2$; and a group wherein A^1 and A^2 together form a moiety selected
 from the group consisting of $=O$, $=S$, and $=NR^2$;
 15 B^1 and B^2 are selected from the group consisting of H, H; H, $-OR^2$; H, $-SR^2$; H,
 $-N(R^2)_2$; and a group wherein B^1 and B^2 together form a moiety selected
 from the group consisting of $=O$, $=S$, and $=NR^2$; with the proviso that at
 least one of the pairs A^1 and A^2 , or B^1 and B^2 , form $=O$;
 with the proviso that when Q is NH or NR^{7A} , and in any R^7 or R^{7A} group m is 0 and
 20 G is a bond, R^8 is H, and R^7 or R^{7A} contains one ring hetero oxygen atom at
 position A in a 5- or 6-membered ring, then B cannot be CHR^{17} where R^{17} is
 substituted or unsubstituted alkyl; and
 with the further proviso that the compound of Formula I contains one R^7 or
 R^{7A} group or both an R^7 and R^{7A} group.

25 2. The compound of claim 1 wherein:

A and B are independently selected from the group consisting of O, N, S, CHR^{17} ,
 $C(OH)R^{17}$, $C(=O)$, and $CH_2=C$;

R^{17} is selected from the group consisting of H, substituted or unsubstituted alkyl,
 and substituted or unsubstituted alkoxy; wherein:

30 1) ring J contains 0 to 3 ring heteroatoms;

- 94 -

- 2) any two adjacent hydroxyl groups of ring J can be joined in a dioxolane ring;
- 3) any two adjacent ring carbon atoms of ring J can be joined to form a fused aryl or heteroaryl ring;

provided that:

- 5 1) ring J contain at least one carbon atom that is saturated;
- 2) ring J not contain two adjacent ring O atoms;
- 3) ring J contains a maximum of two ring C(=O) groups;
- 4) when G is a bond, ring J can be heteroaryl; and

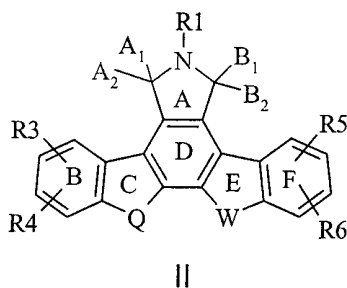
R⁸ is selected from the group consisting of O(C=O)NR¹¹R¹², acyloxy, alkenyl,
10 -O-CH₂-O-(CH₂)₂-O-CH₃, halogen and R^{1A} wherein R^{1A} is the same as R¹.

3. The compound of claim 2 wherein R¹, R⁴ and R⁶ are H.
4. The compound of claim 2 wherein one of A₁,A₂ or B₁,B₂ is H,H and the
other is =O.
5. The compound of claim 3 wherein one of A₁,A₂ or B₁,B₂ is H,H and the
15 other is =O.
6. The compound of claim 2 wherein R¹, R⁴, R⁵, R⁶ and R⁸ are H.
7. The compound of claim 2 wherein R³ and R⁵ are independently selected
from the group consisting of H, alkoxy, halogen, alkoxyalkyl, alkoxy-alkoxyalkyl and
alkoxy-alkoxycarbonyl.
20
8. The compound of claim 2 wherein Q is NR¹³.
9. The compound of claim 8 wherein preferably wherein R¹³ is H or R^{7A}.
10. The compound of claim 9 wherein R¹³ is H.

- 95 -

11. The compound of claim 2 wherein W is CH₂ or CR¹⁸R⁷.
12. The compound of claim 11 wherein W is CR¹⁸R⁷.
13. The compound of claim 12 wherein R¹⁸ is H or lower alkyl.
14. The compound of claim 2 wherein R⁷ is a 3-, 4-, 5- or 6-membered
5 carbocyclic ring, or a 5- or 6-membered heterocyclic ring which contains one or two ring
O, N, or S atoms.
15. The compound of claim 14 wherein R⁷ is a heterocyclic ring having one
ring O, N, or S hetero atom.
16. The compound of claim 15 wherein R⁷ is a 3-, 4-, 5- or 6-membered
10 heterocyclic ring which contains one ring O atom.
17. The compound of claim 2 wherein G is a bond or CH₂.
18. The compound of claim 2 wherein m is 0 or 1.
19. The compound of claim 2 wherein R⁸ is H, OH, halogen, ethenyl, acyloxy,
alkoxy, substituted or unsubstituted phenyl, substituted or unsubstituted heteroaryl, or
15 hydroxyalkyl.
20. The compound of claim 19 wherein R⁸ is H or OH.
21. The compound of claim 2 having the Formula II:

- 96 -



22. The compound of claim 21 wherein R^1 , R^4 and R^6 are H.
23. The compound of claim 21 wherein one of A_1, A_2 or B_1, B_2 is H, H and the other is =O.
- 5 24. The compound of claim 21 wherein R^3 and R^5 are, independently selected from the group consisting of H, alkoxy, halogen, alkoxyalkyl, alkoxy-alkoxyalkyl and alkoxy-alkoxycarbonyl.
25. The compound of claim 21 wherein G is a bond or CH_2 .
26. The compound of claim 21 wherein W is CH_2 or $CR^{18}R^7$.
- 10 27. The compound of claim 21 wherein Q is NR^{13} or NR^{7A} .
28. The compound of claim 21 wherein R^8 is H, OH, halogen, ethenyl, acyloxy, alkoxy, substituted or unsubstituted phenyl, substituted or unsubstituted heteroaryl, or hydroxyalkyl.
- 15 29. The compound of claim 21 wherein R^1 , R^4 and R^6 are H; one of A_1, A_2 or B_1, B_2 is H, H and the other is =O; R^3 and R^5 are, independently selected from the group consisting of H, alkoxy, halogen, alkoxyalkyl, alkoxy-alkoxyalkyl and alkoxy-alkoxycarbonyl; G is a bond or CH_2 ; W is CH_2 or $CR^{18}R^7$; R^8 is selected from the group consisting of H, OH, halogen, ethenyl, acyloxy, alkoxy, substituted or unsubstituted phenyl, substituted or unsubstituted heteroaryl, and hydroxyalkyl; and Q is NR^{13} or NR^{7A} .
- 20

- 97 -

30. The compound of claim 29 wherein R^8 is H or OH.

31. The compound of claim 21 wherein Q is NR^{13} where R^{13} is H, G is a bond; W is $CR^{18}R^7$ where R^{18} is H or lower alkyl; and R^3 and R^5 are independently selected from the group consisting of H, alkoxy, and alkoxy-alkoxycarbonyl.

5 32. The compound of claim 31 wherein R^7 is a 3-, 4-, 5- or 6-membered carbocyclic ring, or a 5- or 6-membered heterocyclic ring which contains one or two ring O, N, or S atoms.

33. The compound of claim 31 wherein R^7 is a heterocyclic ring having one ring O, N, or S hetero atom.

10

34. The compound of claim 31 wherein R^7 is a 3-, 4, 5- or 6-membered heterocyclic ring which contains one ring O atom.

35. The compound of claim 31 wherein the constituent variables of the compounds of Formula II are selected in accordance with Table 7.

15

36. The compound of claim 31 wherein R^8 is H or OH.

37. The compound of claim 21 wherein Q is NR^{7A} ; R^5 and R^8 are H; W is CH_2 ; m is 0; G is a bond or CH_2 ; and R^3 is independently selected from the group consisting of H, halogen, alkoxyalkyl, and alkoxy-alkoxyalkyl.

20 38. The compound of claim 37 wherein R^{7A} is a 3-, 4-, 5- or 6-membered carbocyclic ring, or a 5- or 6-membered heterocyclic ring which contains one or two ring O, N, or S atoms.

39. The compound of claim 37 wherein R^{7A} is a heterocyclic ring having one ring O, N, or S hetero atom.

- 98 -

40. The compound of claim 37 wherein R^{7A} is a 3-, 4-, 5- or 6-membered heterocyclic ring which contains one ring O atom.
41. The compound of claim 37 wherein the constituent variables of the compounds of Formula II are selected in accordance with Table 8 *supra*.
- 5 42. The compound of claim 21 wherein R^1 , R^3 , R^4 and R^6 are each H; A_1, A_2 is H,H; B_1, B_2 is =O; Q is NH; R^5 is H or alkoxy; W is $CR^{18}R^7$ where R^{18} is H; G is a bond; m is 1; R^8 is OH or $-C(=O)R^9$ where R^9 is alkyl; A is O; B, C and D are each CHR^{17} where R^{17} is H; and E and F are each a bond. [compounds II-53, II-36 and II-22].
43. The compound of claim 42 wherein R^5 is attached to the 10-position.
- 10 44. The compound of claim 43 wherein R^5 is alkoxy.
45. The compound of claim 43 wherein R^5 is $-O-CH_3$.
46. The compound of claim 45 wherein R^8 is $-OH$.
47. The compound of claim 43 wherein R^5 is H.
- 15 48. The compound of claim 47 wherein R^8 is $-OH$.
49. The compound of claim 43 wherein R^5 is H and R^8 is $-O-C(=O)$ -alkyl.
50. The compound of claim 49 wherein R^8 is $-O-(C=O)-CH_3$.
51. The compound of claim 21 wherein R^1 , R^3 , R^4 , R^5 and R^6 are each H; A_1, A_2
20 is H,H; and B_1, B_2 is =O.
52. The compound of claim 51 wherein Q is NR^{7A} and W is CHR^{17} .

- 99 -

53. The compound of claim 52 wherein wherein R^{7A} and R^{17} are each cyclopropylmethyl.

54. The compound of claim 1 wherein R^1 , R^3 , R^4 , R^5 and R^6 are each H; A_1, A_2 is H,H; B_1, B_2 is =O, W is CH_2 , and Q is NR^{7A} .

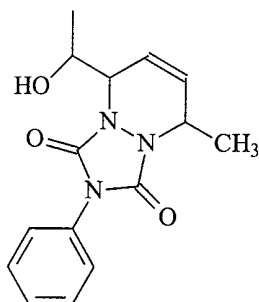
5 55. The compound of claim 54 wherein R^{7A} is G is CH_2 , m is 0, R^8 is -CN, and ring J is cyclopropyl.

56. The compound of claim 1 wherein R^1 , R^3 , R^4 , R^5 and R^6 are each H; A_1, A_2 is H,H; B_1, B_2 is =O, Q is NH, and W is $CR^{18}R^7$ where R^{18} is H.

10 57. The compound of claim 56 wherein G is CHOH, m is 0, R^8 is H, A and B form -CH=CH-, C is CHR^{17} where R^{17} is - CH_3 , D is a bond, E and F are each N.

58. The compound of claim 57 wherein E and F are joined to form a fused heterocyclic ring which is substituted with 1 aryl group.

59. The compound of claim 58 wherein R^7 has the formula:



15 60. The compound of claim 54 wherein G is ethylene, m is 0, R^8 is H, A is NH, B is CHR^{17} , C and D are each a bond, E is CH_2 and F is S.

61. The compound of claim 60 wherein R^{17} is alkoxy carbonyl.

- 100 -

62. The compound of claim 61 wherein R¹⁷ is methoxycarbonyl.

63. A pharmaceutical composition comprising a compound of claim 1 and a pharmaceutically acceptable carrier.

64. A pharmaceutical composition for treating or preventing prostate disorders
5 comprising a compound of claim 1 and a pharmaceutically acceptable carrier.

65. The pharmaceutical composition of claim 23 wherein the prostate disorder is prostate cancer or benign prostate hyperplasia.

66. A pharmaceutical composition for treating or preventing neoplasia, rheumatoid arthritis, pulmonary fibrosis, myelofibrosis, abnormal wound healing, atherosclerosis, or
10 restenosis comprising a compound of claim 1 and a pharmaceutically acceptable carrier.

67. A pharmaceutical composition for treating or preventing Alzheimer's disease, amyotrophic lateral sclerosis, Parkinson's disease, stroke, ischaemia, Huntington's disease, AIDS dementia, epilepsy, multiple sclerosis, peripheral neuropathy, or injuries of the brain or spinal chord comprising a compound of claim 1 and a pharmaceutically acceptable
15 carrier.

68. A method for inhibiting a kinase comprising providing a compound of claim 1 in an amount sufficient to result in effective inhibition.

69. The method of claim 68 wherein the kinase is selected from *trk* kinase, VEGFR, MLK, and FGFR,
20

70. A method for inhibiting *trk* kinase activity comprising providing a compound of claim 1 in an amount sufficient to result in effective inhibition.

71. The method of claim 70 wherein the *trk* kinase is *trk A*.

- 101 -

72. The method of claim 70 wherein the compound of claim 1 is provided to treat inflammation.

73. A method for treating or preventing prostate disorders which comprises administering to a host in need of such treatment or prevention a therapeutically effective
5 amount of a compound of claim 1.

74. The method of claim 73 wherein the prostate disorder is prostate cancer or benign prostate hyperplasia.

75. A method for treating or preventing disorders where VEGFR activity contributes to pathological conditions comprising providing a compound of claim 1 in an
10 amount sufficient to result in the platelet derived growth factor receptor being contacted with an effective inhibitory amount of the compound.

76. The method of claim 75 wherein the disorder is cancer, endometriosis, psoriasis, hemangioblastoma, or an ocular disease.

77. The method of claim 75 wherein the disorder is cancer.

15 78. The method of claim 77 wherein the disorder is a solid tumors or a hematopoietic or lymphatic malignancy.

79. The method of claim 75 wherein the disorder is an ocular disease.

80. The method of claim 79 wherein the ocular disease is diabetic retinopathy.

81. A method for treating or preventing disorders where PDGFR activity
20 contributes to pathological conditions comprising providing a compound of claim 1 in an amount sufficient to result in the platelet derived growth factor receptor being contacted with an effective inhibitory amount of the compound.

- 102 -

82. A method for treating or preventing neoplasia, rheumatoid arthritis, pulmonary fibrosis, myelofibrosis, abnormal wound healing, atherosclerosis, or restenosis which comprises administering to a host in need of such treatment or prevention a therapeutically effective amount of a compound of claim 1.

5 83. A method for treating or preventing disorders characterized by the aberrant activity of trophic factor responsive cells comprising providing a compound of claim 1 in an amount sufficient to result in the trophic factor cell receptor being contacted with an effective activity inducing amount of the compound.

10 84. A method for treating or preventing Alzheimer's disease, amyotrophic lateral sclerosis, Parkinson's disease, stroke, ischaemia, Huntington's disease, AIDS dementia, epilepsy, multiple sclerosis, peripheral neuropathy, or injuries of the brain or spinal chord which comprises administering to a host in need of such treatment or prevention a therapeutically effective amount of a compound of claim 1.

15 85. A method for treating or preventing disorders characterized by the aberrant activity of a protein kinase which comprises administering to a host in need of such treatment or prevention a therapeutically effective amount of a compound of claim 1.

20 86. A method for treating or preventing disorders where either the vascular endothelial growth factor receptor (VEGFR) kinase, *trkA* tyrosine kinase (*trkA*), mixed lineage kinase (MLK) or the fibroblast growth factor receptor kinase (FGFR) contributes to pathological conditions, the method comprising providing a compound of claim 1 in an amount sufficient to result in the receptor being contacted with an effective inhibitory amount of the compound.

25 87. A method of treating or preventing a disease mediated by a kinase selected from *ab1*, AKT, *bcr-ab1*, *Blk*, *Brk*, *Btk*, *c-kit*, *c-met*, *c-src*, CDK1, CDK2, CDK4, CDK6, *chk1*, *chk 2*, *cRaf1*, CSF1R, CSK, EGFR, *ErbB2*, *ErbB3*, *ErbB4*, ERK (Eph), ERK 2, *Fak*, *fes*, FGFR1, FGFR2, FGFR3, FGFR4, FGFR5, *Fgr*, FLK-4, *flt-1*, *Fps*, *Frk*, *Fyn*, GSK,

Hck, IGF-1R, INS-R, Jak, JNK, tau, VEGFR1, VEGFR2, VEGFR3, Lck, Lyn, MEK, p38, PDGFR, PIK, PKC, PYK2, ros, tie₁, tie₂, TRK, UL97, Yes and Zap70, the method comprising administering to a patient in need of such treatment or prevention a pharmaceutically effective amount of a compound of claim 1.

5 88. A method for treating or preventing disorders where a kinase selected from ab1, AKT, bcr-ab1, Blk, Brk, Btk, c-kit, c-met, c-src, CDK1, CDK2, CDK4, CDK6, chk1, chk 2, cRaf1, CSF1R, CSK, EGFR, ErbB2, ErbB3, ErbB4, ERK (Eph), ERK 2, Fak, fes, FGFR1, FGFR2, FGFR3, FGFR4, FGFR5, Fgr, FLK-4, flt-1, Fps, Frk, Fyn, GSK, Hck, IGF-1R, INS-R, Jak, JNK, tau, VEGFR1, VEGFR2, VEGFR3, Lck, Lyn, MEK, p38,
10 PDGFR, PIK, PKC, PYK2, ros, tie₁, tie₂, TRK, UL97, Yes and Zap70 contributes to pathological conditions, the method comprising providing a compound of claim 1 in an amount sufficient to result in the receptor being contacted with an effective inhibitory amount of the compound.

 89. A method for treating or preventing a symptom of a disorder where a kinase
15 selected from ab1, AKT, bcr-ab1, Blk, Brk, Btk, c-kit, c-met, c-src, CDK1, CDK2, CDK4, CDK6, chk1, chk 2, cRaf1, CSF1R, CSK, EGFR, ErbB2, ErbB3, ErbB4, ERK (Eph), ERK 2, Fak, fes, FGFR1, FGFR2, FGFR3, FGFR4, FGFR5, Fgr, FLK-4, flt-1, Fps, Frk, Fyn, GSK, Hck, IGF-1R, INS-R, Jak, JNK, tau, VEGFR1, VEGFR2, VEGFR3, Lck, Lyn, MEK, p38, PDGFR, PIK, PKC, PYK2, ros, tie₁, tie₂, TRK, UL97, Yes and Zap70
20 contributes to such symptom, the method comprising providing a compound of claim 1 in an amount sufficient to result in the receptor being contacted with an effective inhibitory amount of the compound.

 90. A method for treating or preventing Alzheimer's disease, amyotrophic lateral sclerosis, Parkinson's disease, stroke, ischaemia, Huntington's disease, AIDS dementia,
25 epilepsy, multiple sclerosis, peripheral neuropathy, injuries of the brain or spinal chord, cancer, restenosis, osteoporosis, inflammation, angiogenesis, viral infections, bone or hematopoietic diseases, autoimmune diseases or transplant rejection which comprises administering to a host in need of such treatment or prevention a therapeutically effective

- 104 -

amount of a compound of claim 1.

91. A method for the treatment of cancer comprising inhibiting one or more of Src, raf, a checkpoint kinase or a cyclin-dependent kinase.

5 92. The method of claim 91 wherein the cyclin-dependent kinase is CDK 1, 2, 4 or
6.

93. The method of claim 91 wherein the checkpoint kinase is chk 1 or chk 2.

94. The method of claim 91 comprising inhibiting Src or raf.

Figure 1.

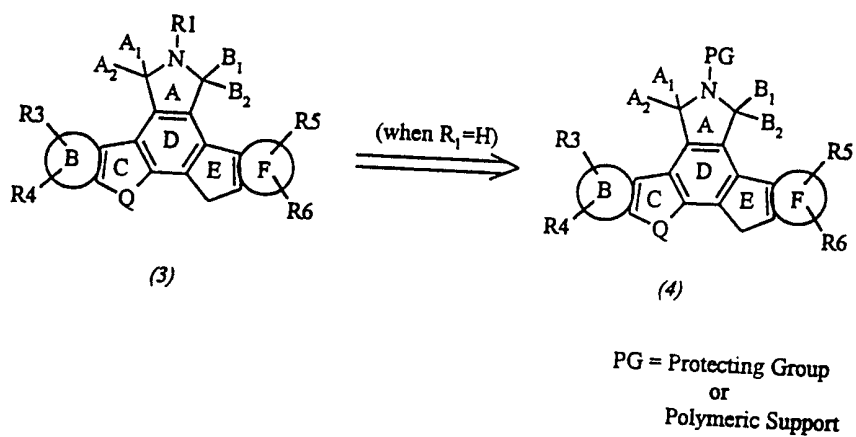


Figure 2.

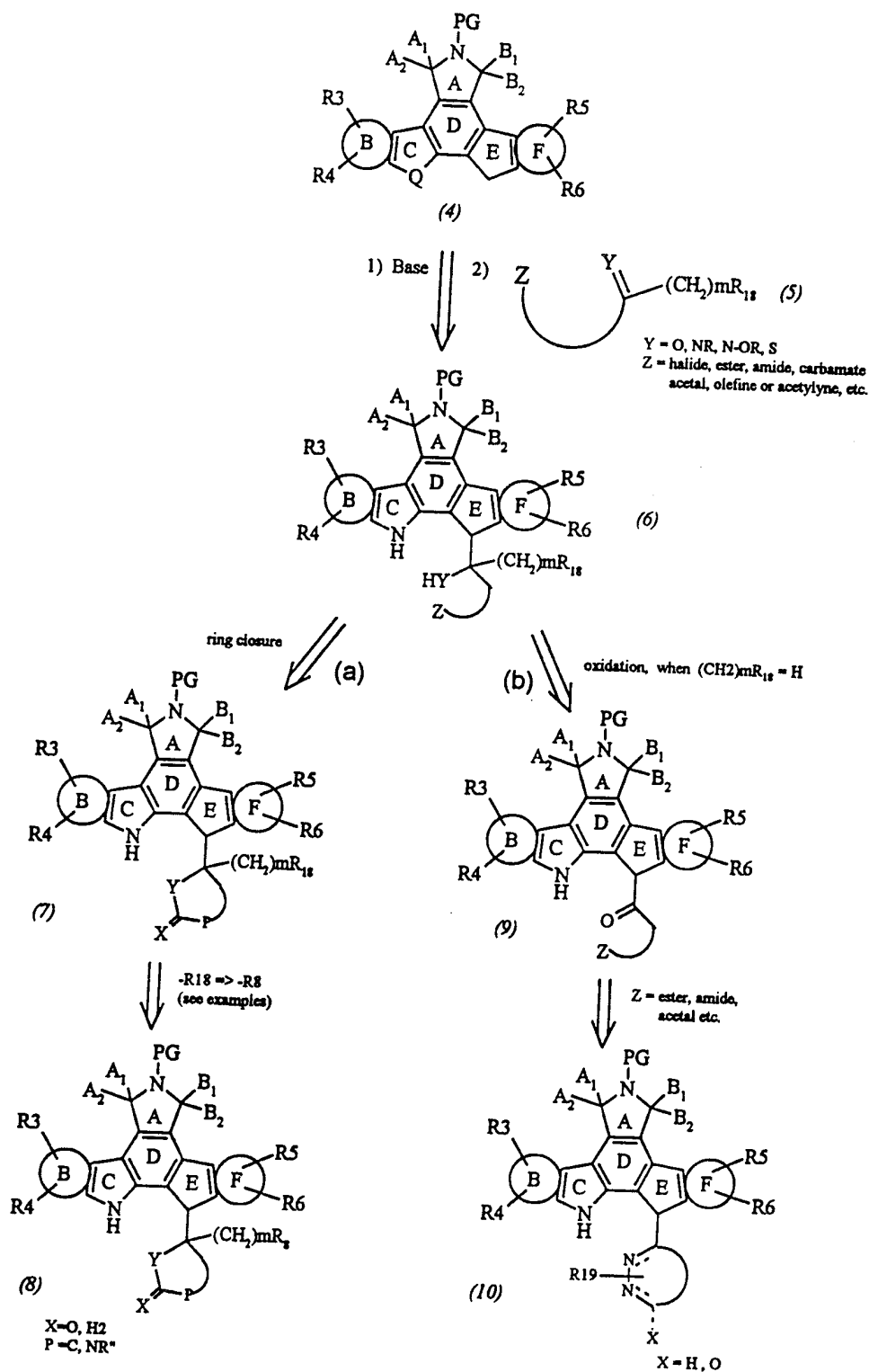


Figure 3. Preparation of Cyclic Substituents via Intra-molecular Dipolar Cycloaddition

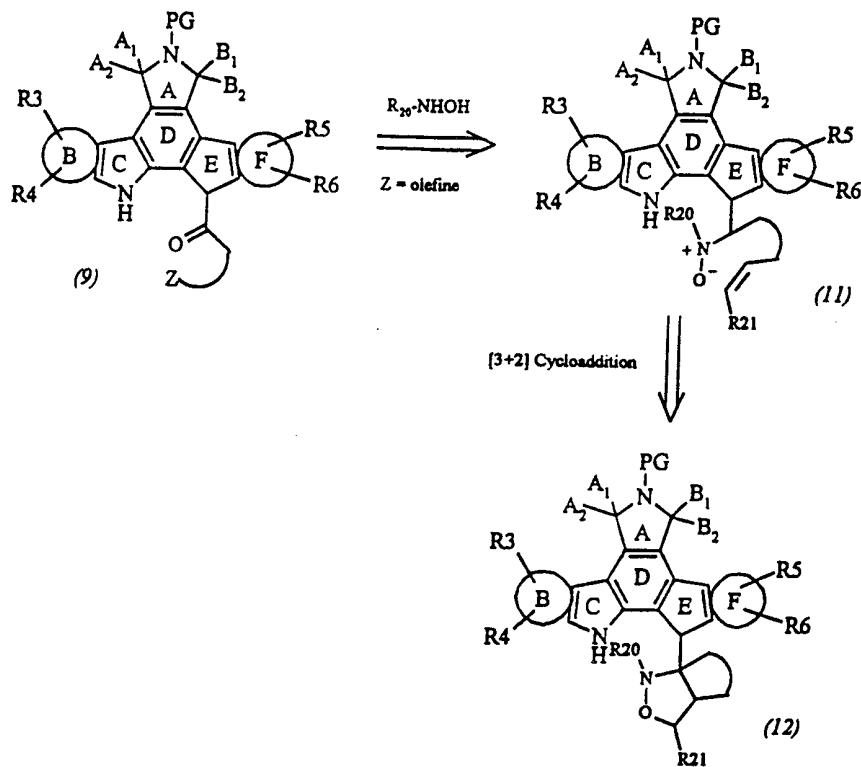


Figure 4. Preparation of Cyclic Substituents via Intra-molecular Dipolar Cycloaddition

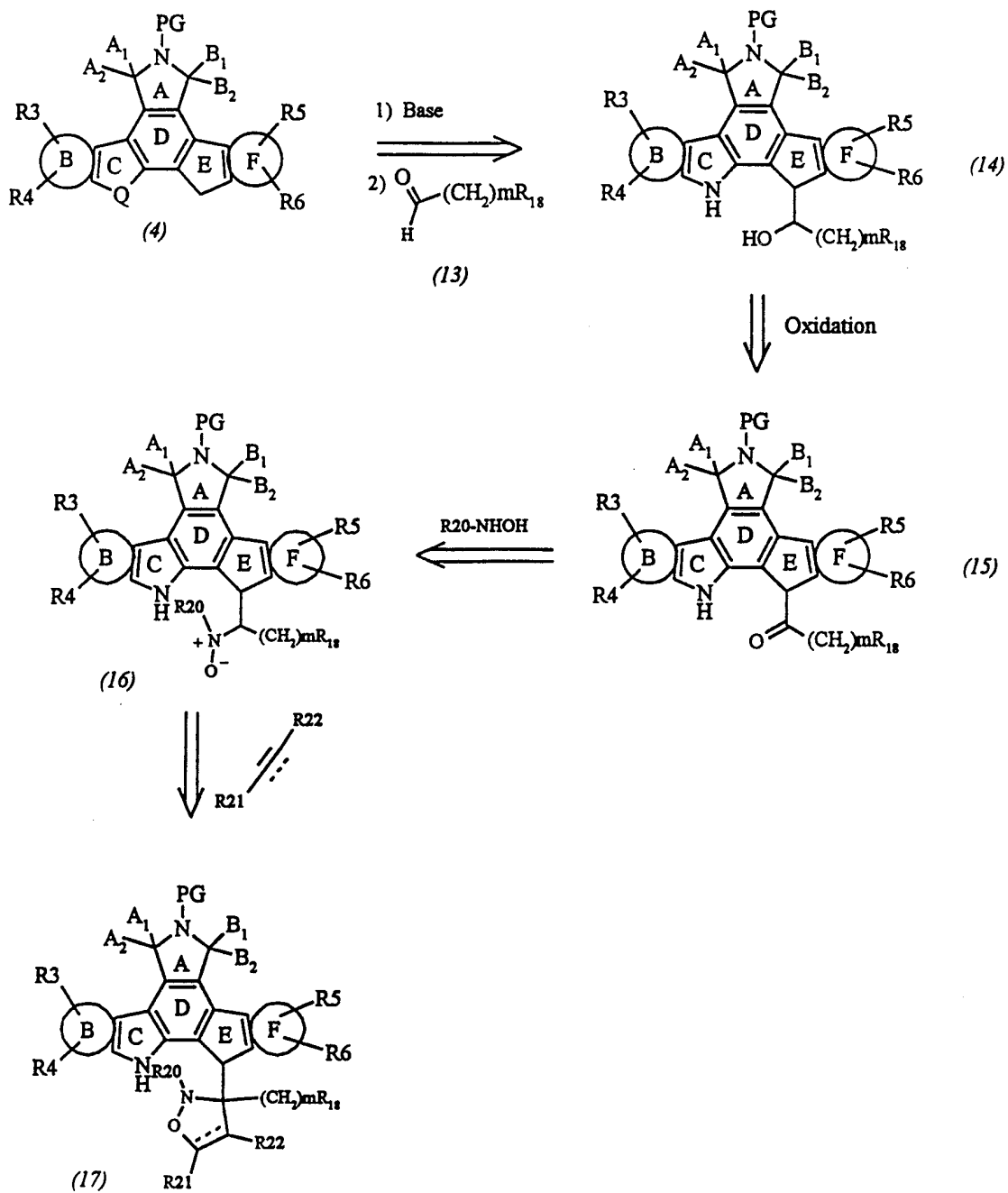


Figure 5.

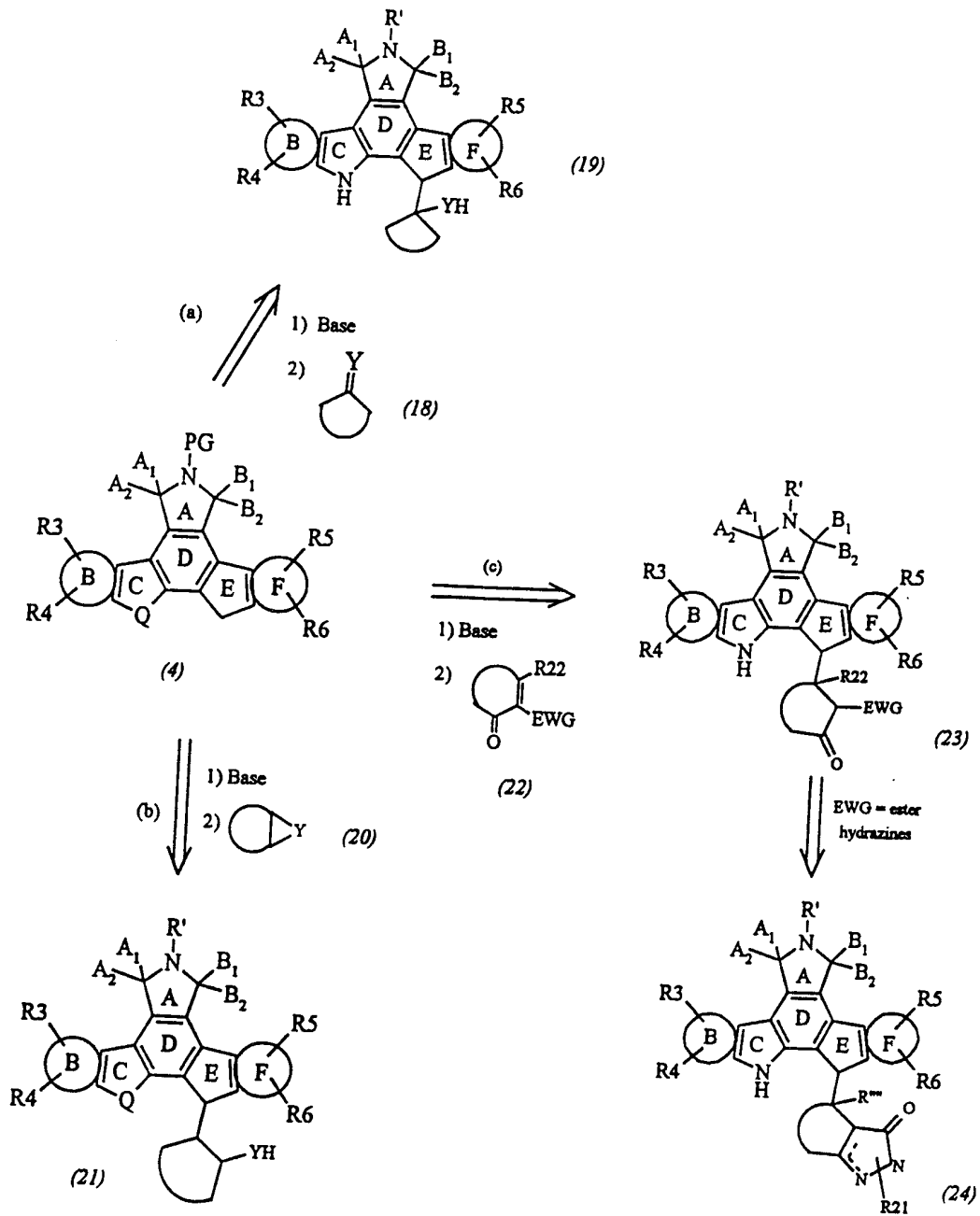


Figure 6.

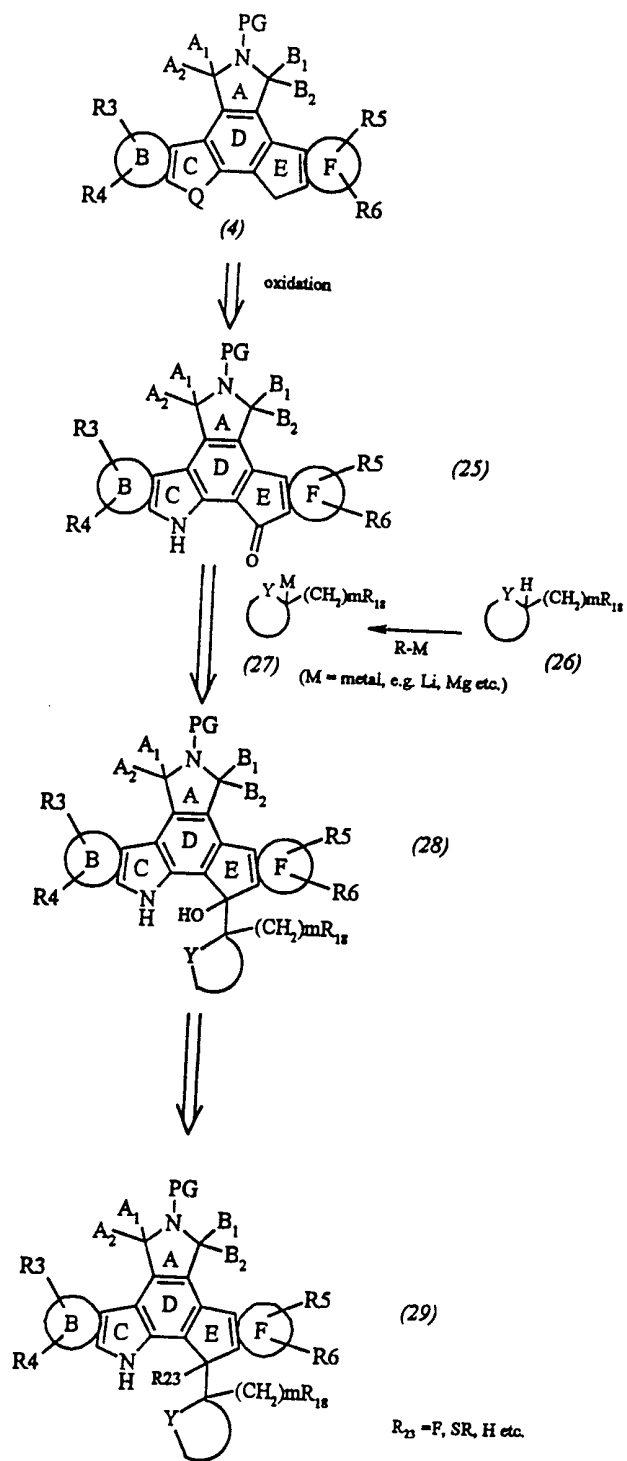


Figure 7.

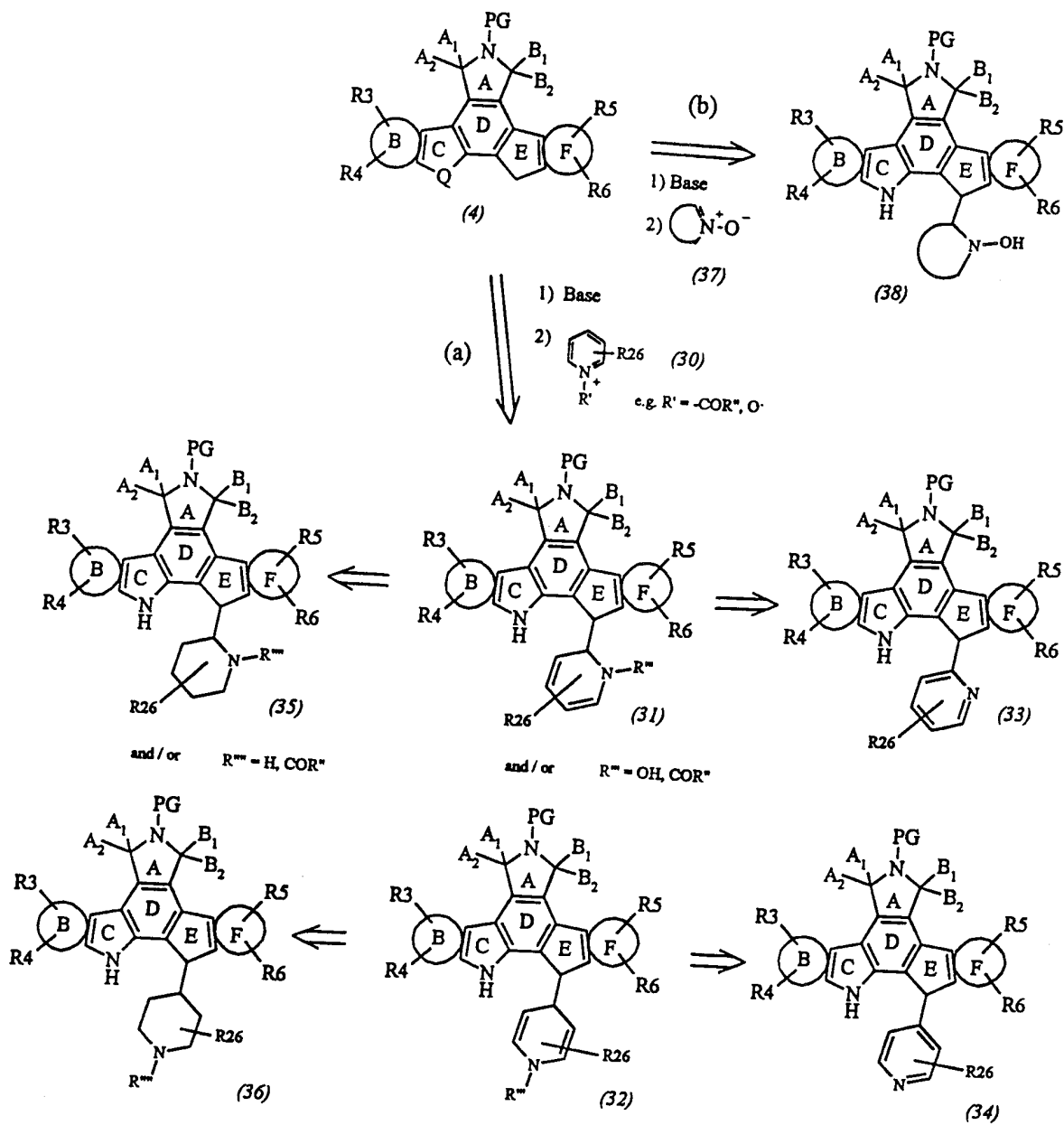
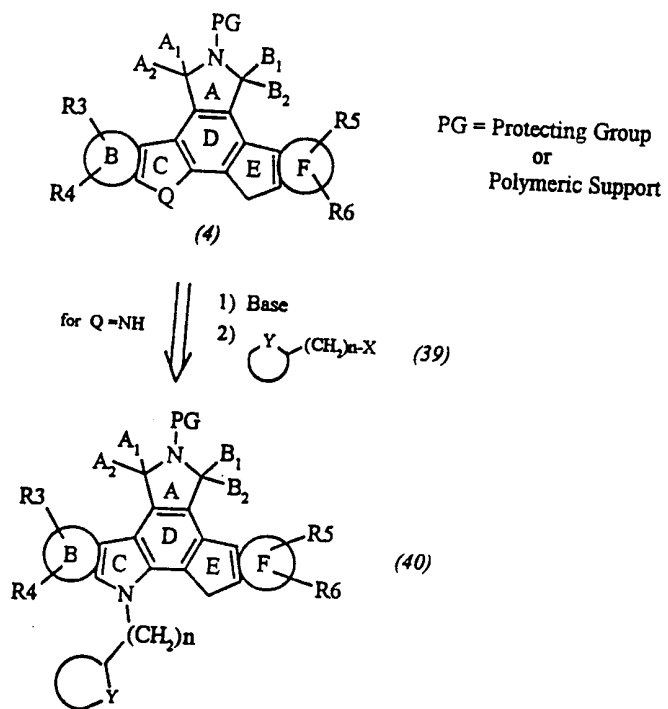


Figure 8.



9/21

Figure 9.

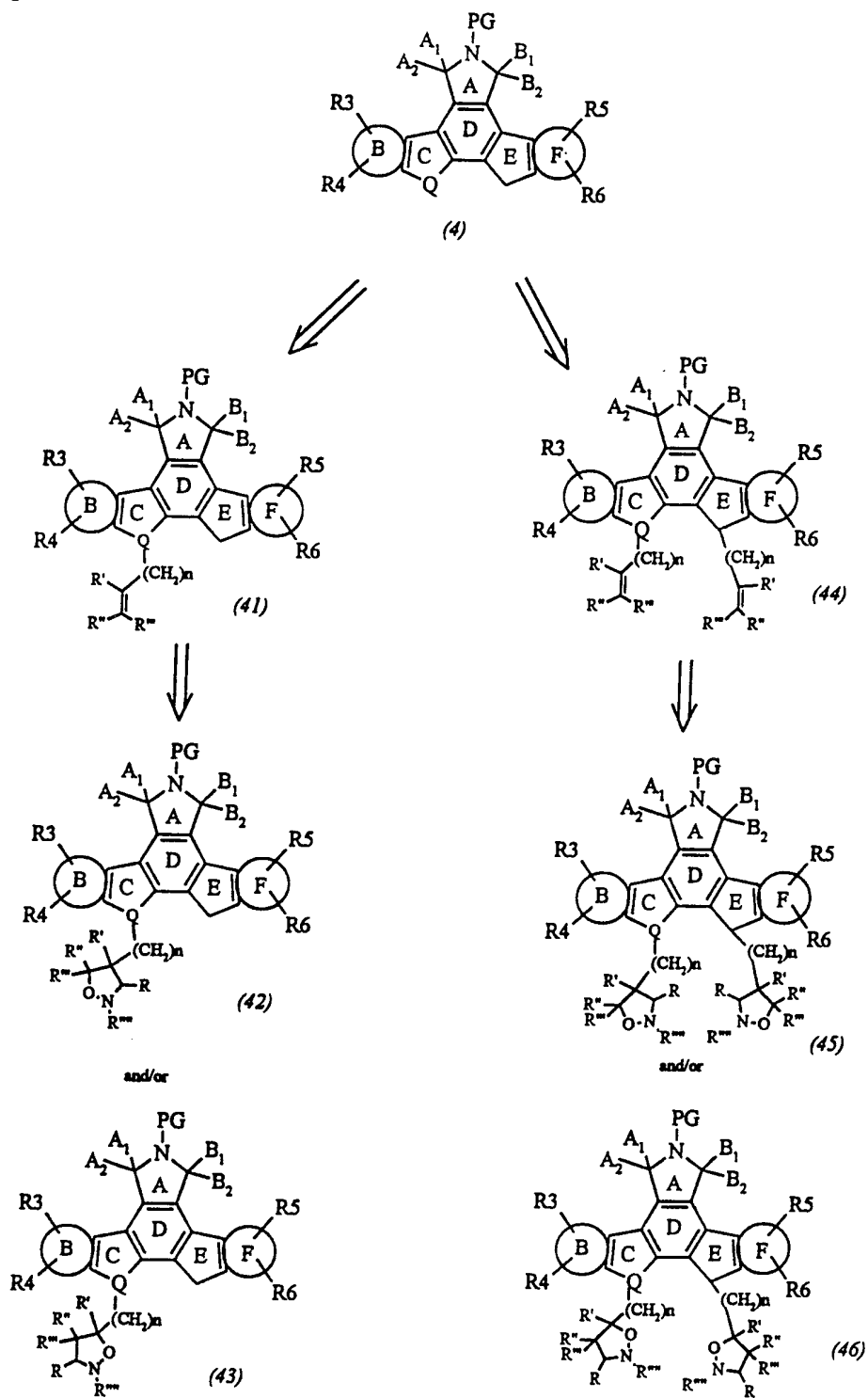
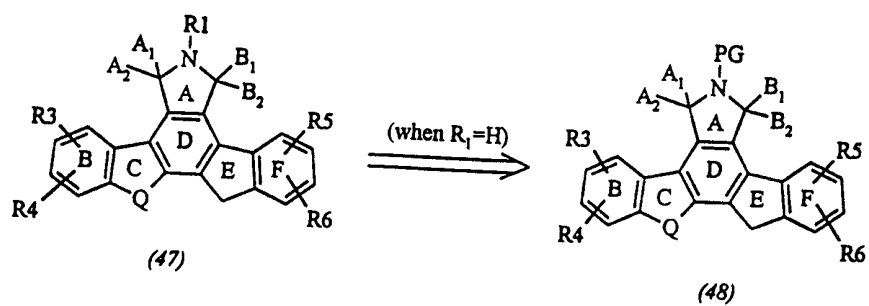
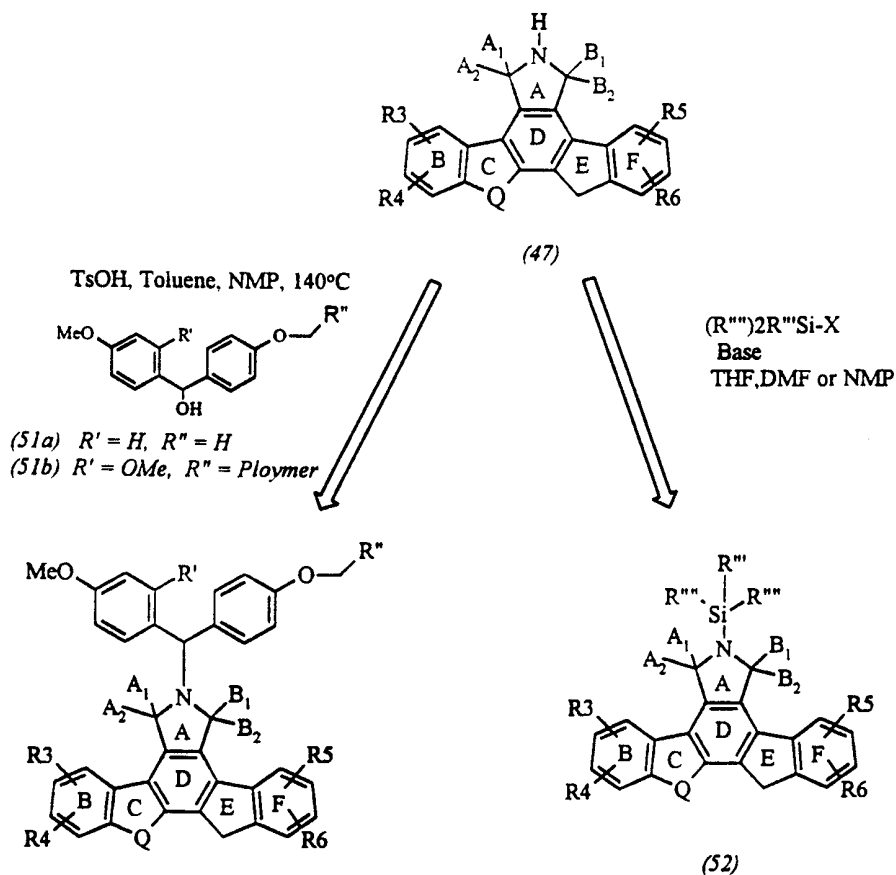


Figure 10.



PG = Protecting Group
or
Polymeric Support

Figure 11. Preparation of Soluble and Resin-bound N-lactam protected Fused Pyrrolocarbazoles (FP)



(49) $R' = H, R'' = H$ >> soluble protected FP
 (N-protecting group abbreviated as DMB)

(50) $R' = OMe, R'' = Polymer$ >> solid-bound PG
 (the resin reagent referred to as Rink-acid resin)
 This is referred to in the text as "Resin"

(e.g. Polymer = copolystyrene-1%divinylbenzene)

$R''' = Me, R'' = tBu$ (TBS)
 $R''' = Ph, R'' = tBu$ (TPS)

12/21

Figure 12.

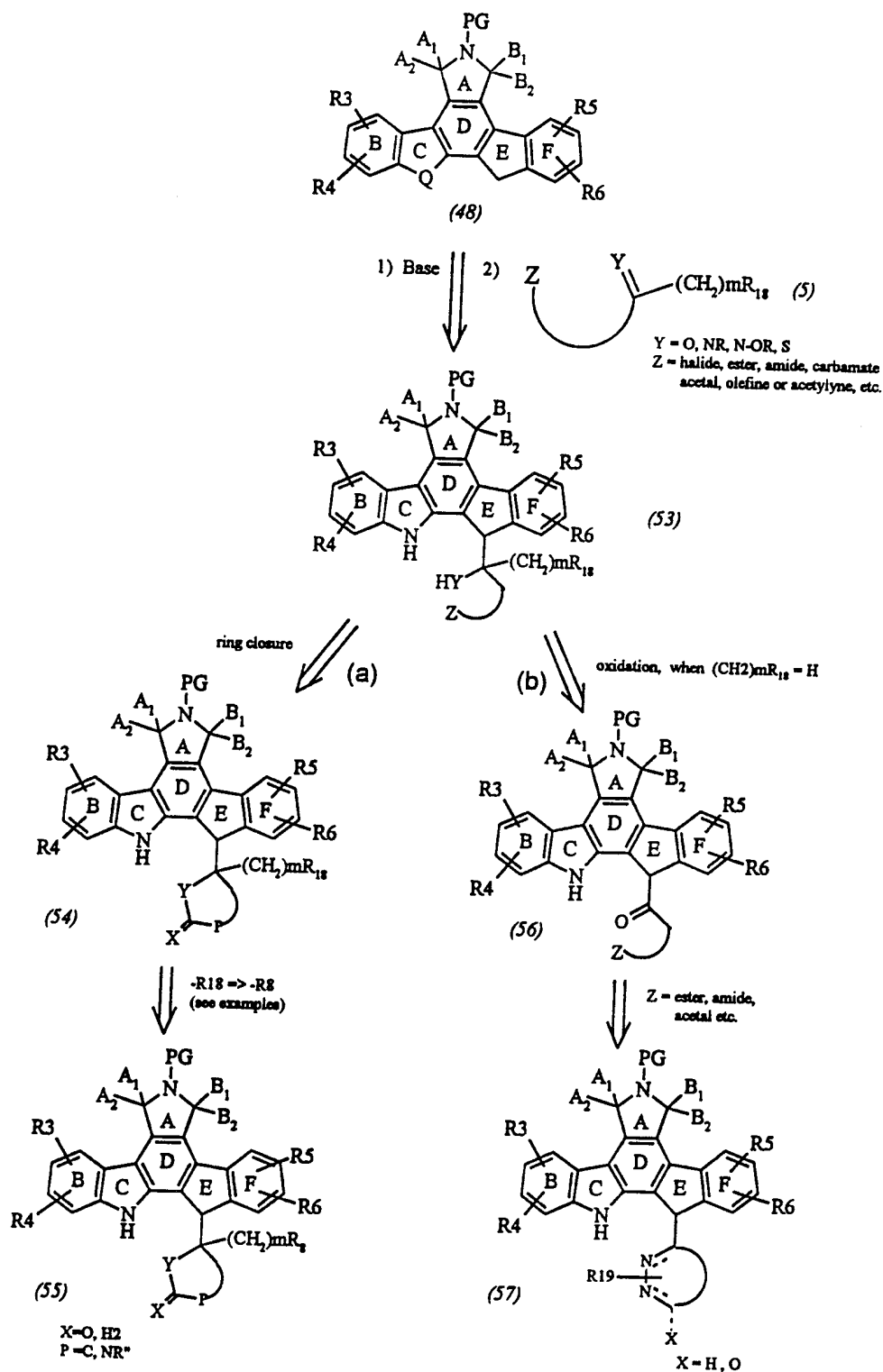


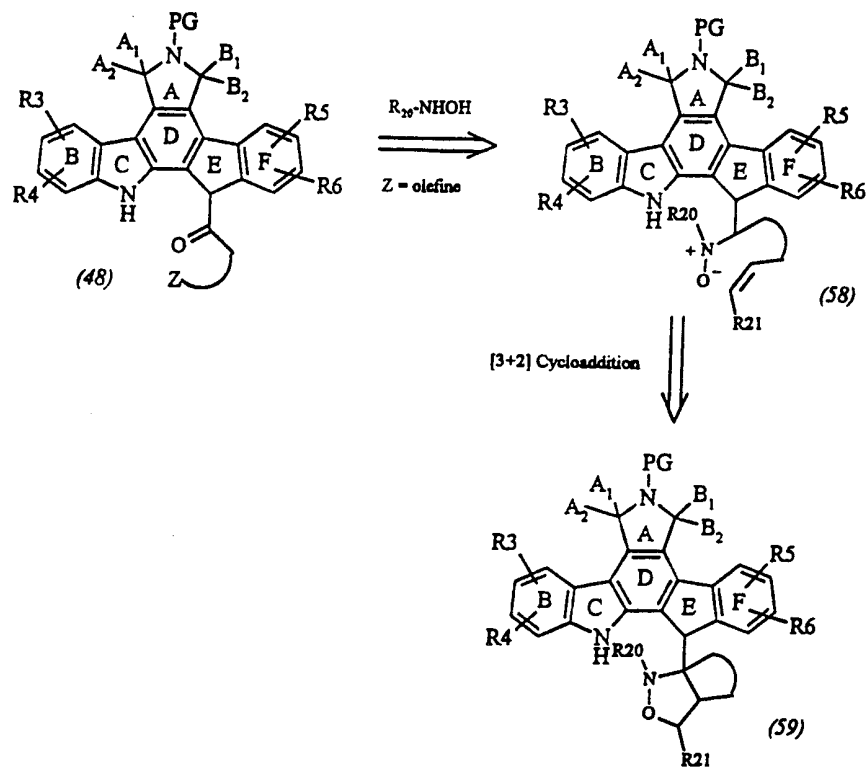
Figure 13. Preparation of Cyclic Substituents via Intra-molecular Dipolar Cycloaddition

Figure 14. Preparation of Cyclic Substituents via Intra-molecular Dipolar Cycloaddition

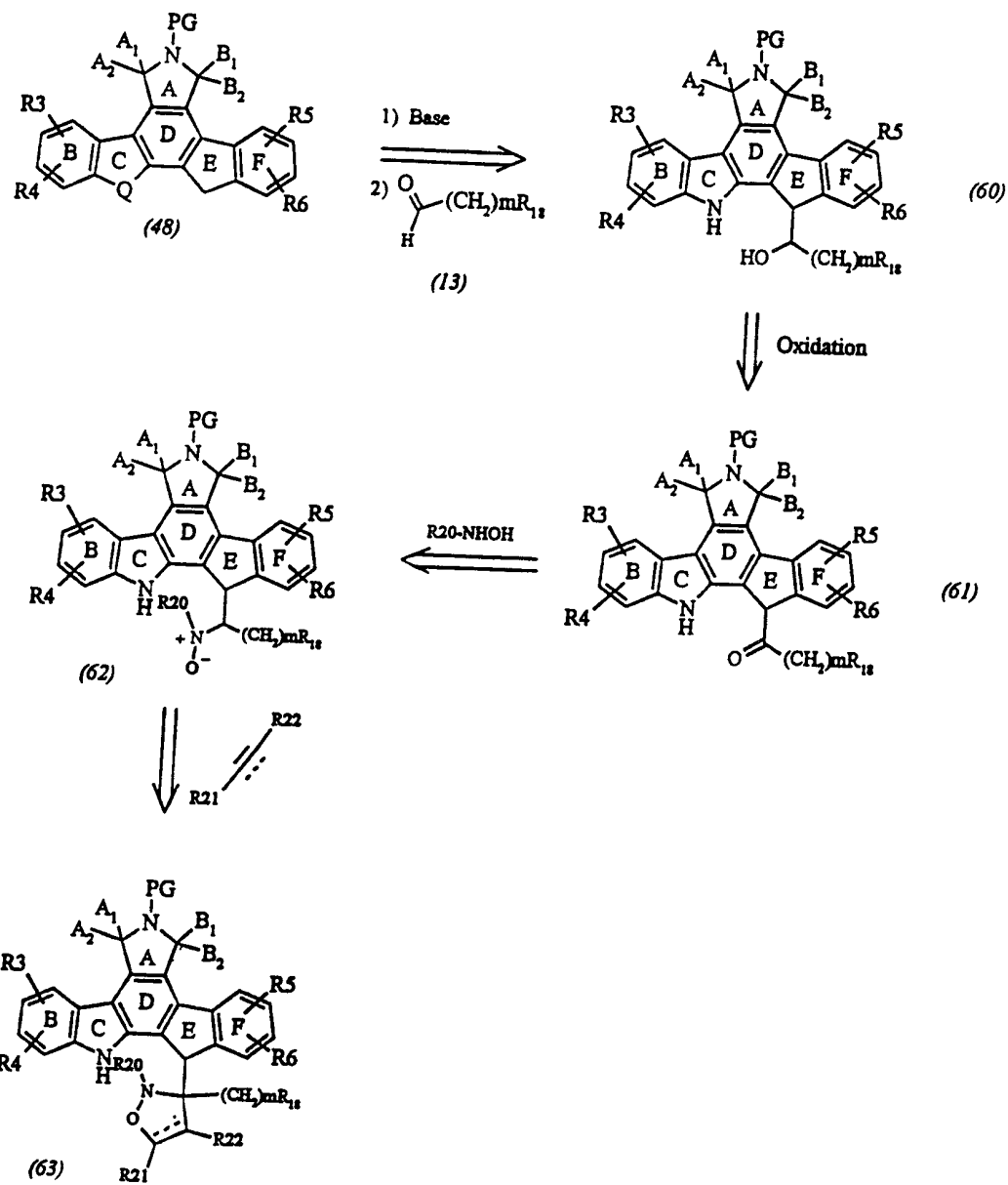


Figure 16.

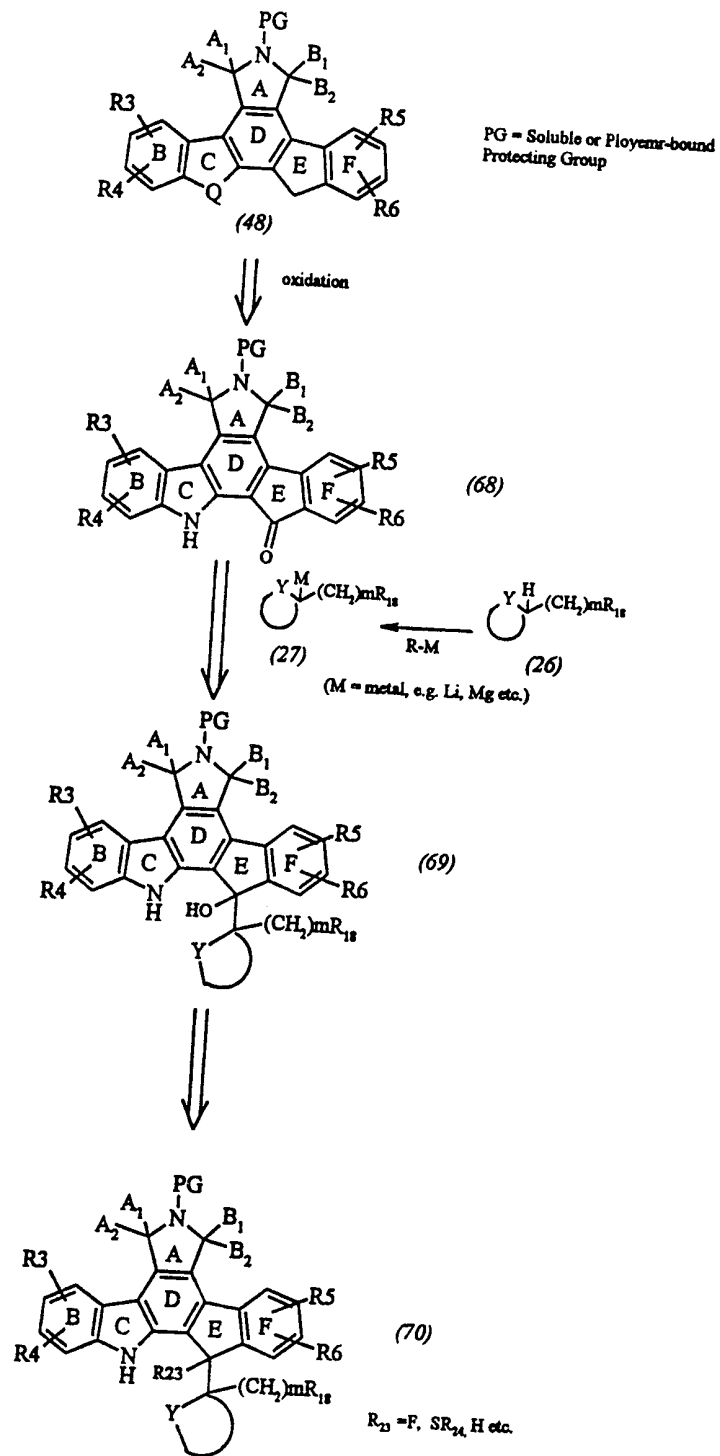


Figure 17.

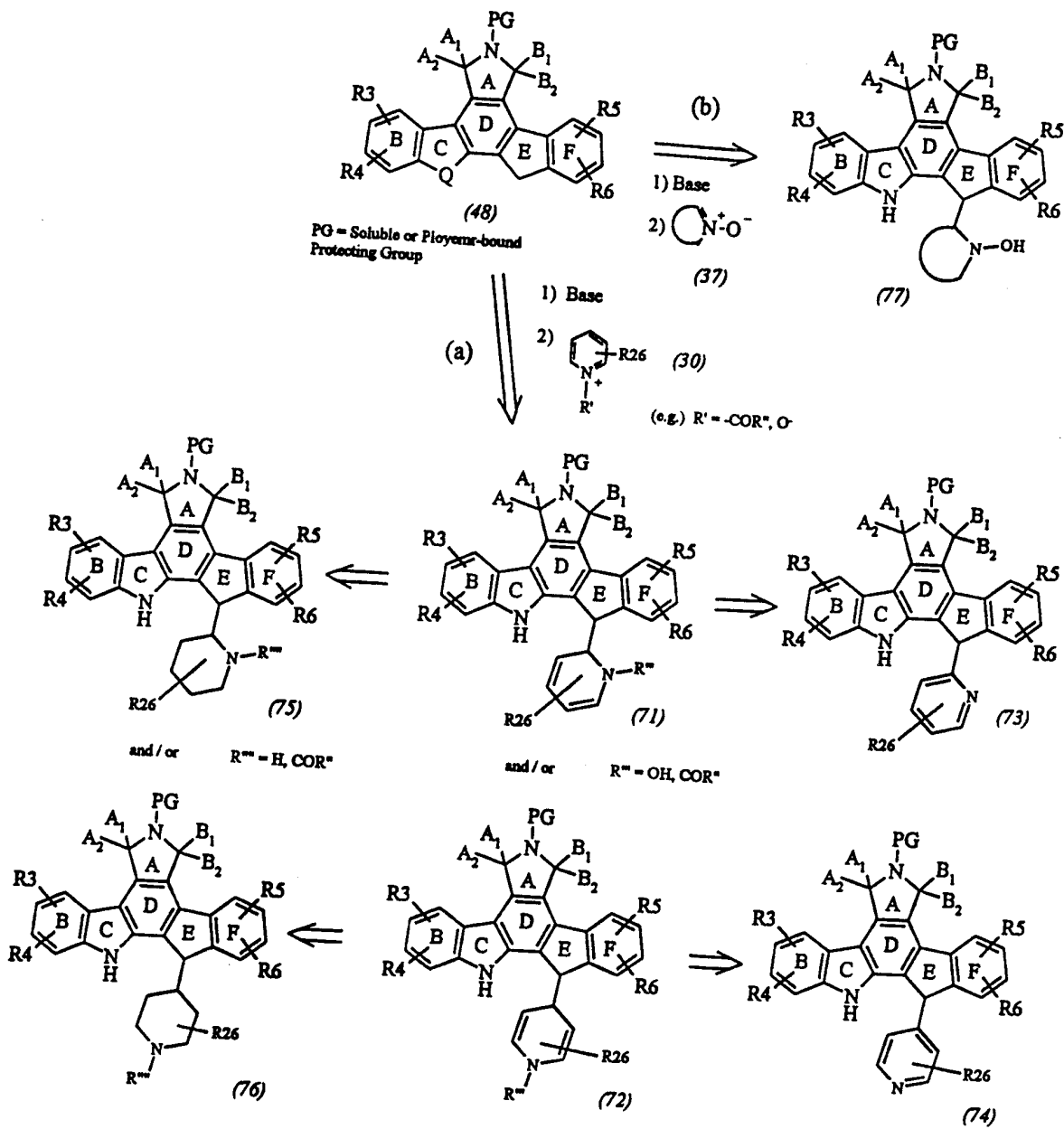


Figure 19.

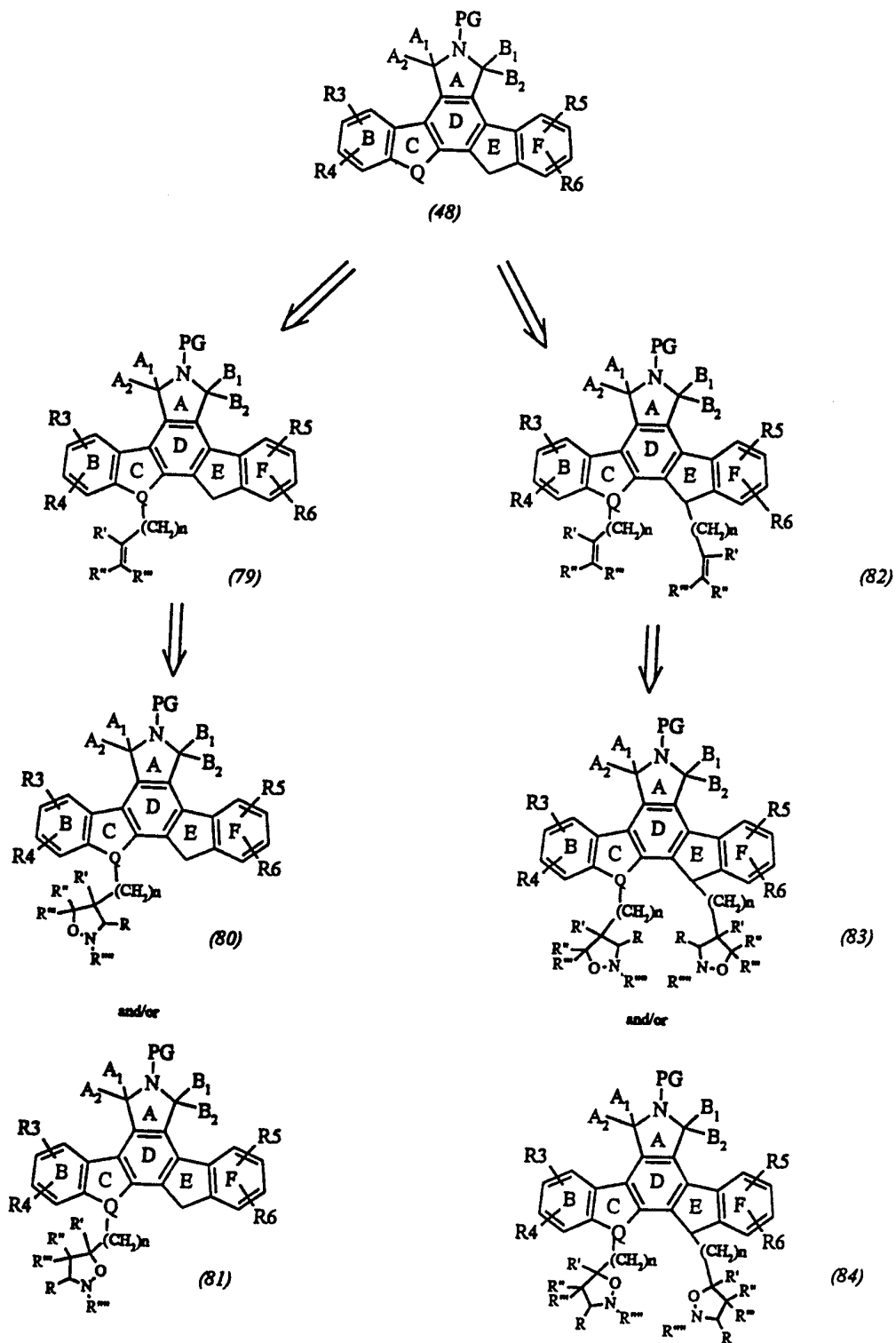


Figure 20.

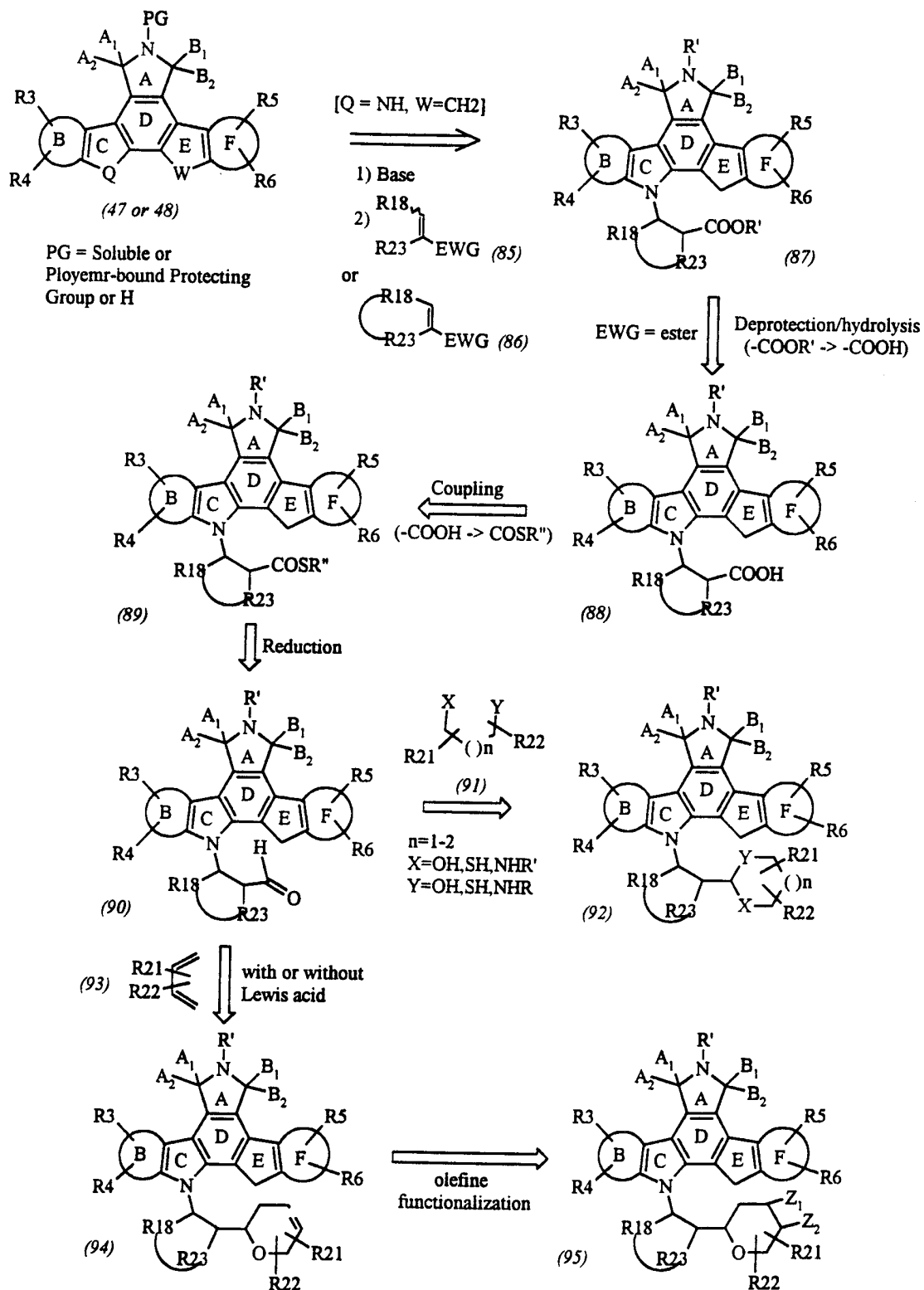
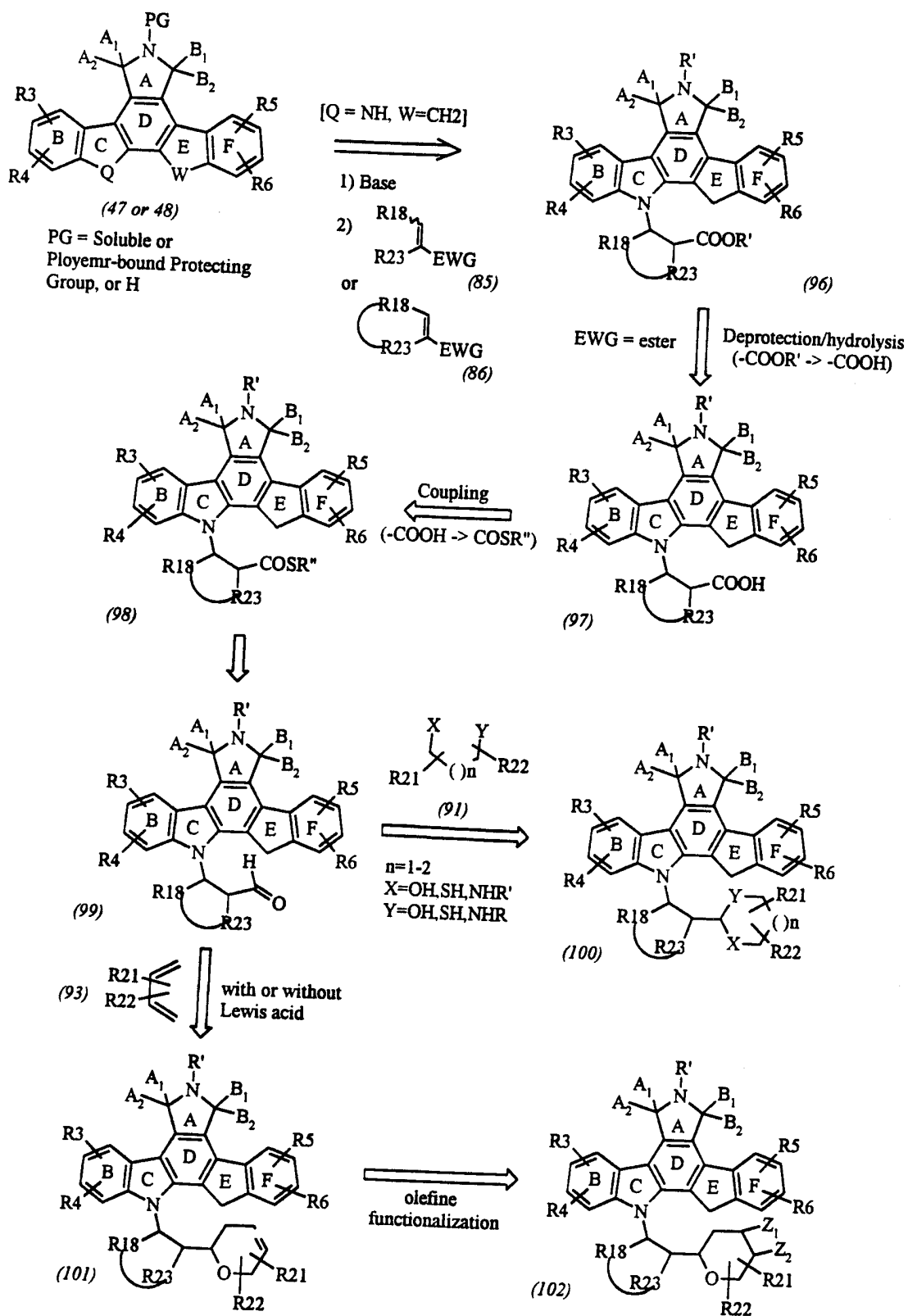


Figure 21.



INTERNATIONAL SEARCH REPORT

International Application No

PCT/US 00/03476

A. CLASSIFICATION OF SUBJECT MATTER

IPC 7 C07D487/04 A61K31/40 A61P29/00

According to International Patent Classification (IPC) or to both national classification and IPC

B. FIELDS SEARCHED

Minimum documentation searched (classification system followed by classification symbols)

IPC 7 C07D A61K A61P

Documentation searched other than minimum documentation to the extent that such documents are included in the fields searched

Electronic data base consulted during the international search (name of data base and, where practical, search terms used)

C. DOCUMENTS CONSIDERED TO BE RELEVANT

Category °	Citation of document, with indication, where appropriate, of the relevant passages	Relevant to claim No.
X	US 5 475 110 A (HUDKINS ROBERT L) 12 December 1995 (1995-12-12) cited in the application column 3, line 40 -column 6, line 55; table V	1-94
X	US 5 705 511 A (HUDKINS ROBERT L ET AL) 6 January 1998 (1998-01-06) cited in the application column 4, line 20 -column 9, line 15	1-94
P,X	WO 99 62523 A (CEPHALON, INC., USA) 9 December 1999 (1999-12-09) *formulae VII, XI, XXVIII, XXX* figures 1,2,6,7; examples 17,20	1-94

Further documents are listed in the continuation of box C.

Patent family members are listed in annex.

° Special categories of cited documents :

"A" document defining the general state of the art which is not considered to be of particular relevance

"E" earlier document but published on or after the international filing date

"L" document which may throw doubts on priority claim(s) or which is cited to establish the publication date of another citation or other special reason (as specified)

"O" document referring to an oral disclosure, use, exhibition or other means

"P" document published prior to the international filing date but later than the priority date claimed

"T" later document published after the international filing date or priority date and not in conflict with the application but cited to understand the principle or theory underlying the invention

"X" document of particular relevance; the claimed invention cannot be considered novel or cannot be considered to involve an inventive step when the document is taken alone

"Y" document of particular relevance; the claimed invention cannot be considered to involve an inventive step when the document is combined with one or more other such documents, such combination being obvious to a person skilled in the art.

"&" document member of the same patent family

Date of the actual completion of the international search

6 June 2000

Date of mailing of the international search report

28 June 2000

Name and mailing address of the ISA

European Patent Office, P.B. 5818 Patentlaan 2
NL - 2280 HV Rijswijk
Tel. (+31-70) 340-2040, Tx. 31 651 epo nl,
Fax: (+31-70) 340-3016

Authorized officer

Härtinger, S

INTERNATIONAL SEARCH REPORT

International application No.
PCT/US 00/03476

Box I Observations where certain claims were found unsearchable (Continuation of item 1 of first sheet)

This International Search Report has not been established in respect of certain claims under Article 17(2)(a) for the following reasons:

1. Claims Nos.:
because they relate to subject matter not required to be searched by this Authority, namely:

Although claims 68 to 94 are directed to a method of treatment of the human body, the search has been carried out and based on the alleged effects of the compound and/or composition.
2. Claims Nos.: 1(part)-41(part), 51(part)-56(part), 63(part)-67(part)
because they relate to parts of the International Application that do not comply with the prescribed requirements to such an extent that no meaningful International Search can be carried out, specifically:
see FURTHER INFORMATION sheet PCT/ISA/210
3. Claims Nos.:
because they are dependent claims and are not drafted in accordance with the second and third sentences of Rule 6.4(a).

Box II Observations where unity of invention is lacking (Continuation of item 2 of first sheet)

This International Searching Authority found multiple inventions in this international application, as follows:

1. As all required additional search fees were timely paid by the applicant, this International Search Report covers all searchable claims.
2. As all searchable claims could be searched without effort justifying an additional fee, this Authority did not invite payment of any additional fee.
3. As only some of the required additional search fees were timely paid by the applicant, this International Search Report covers only those claims for which fees were paid, specifically claims Nos.:
4. No required additional search fees were timely paid by the applicant. Consequently, this International Search Report is restricted to the invention first mentioned in the claims; it is covered by claims Nos.:

Remark on Protest

- The additional search fees were accompanied by the applicant's protest.
 No protest accompanied the payment of additional search fees.

INTERNATIONAL SEARCH REPORT

International Application No. PCT/US 00/03476

FURTHER INFORMATION CONTINUED FROM PCT/ISA/ 210

Continuation of Box I.2

Claims Nos.: 1(part)-41(part),51(part)-56(part),63(part)-67(part)

In view of the large number and also the wording of the claims presently on file, which render it difficult, if not impossible, to determine the matter for which protection is sought, the present application fails to comply with the clarity and conciseness requirements of Article 6 PCT (see also Rule 6.1(a) PCT) to such an extent that a meaningful search is impossible. Consequently, the search has been carried out for those parts of the application which do appear to be clear and concise. Present claims 1 to 41, claims 51 to 56 and claims 63 to 67 relate to an extremely large number of possible products. In fact, the claims contain a vast number of options, variables, possible permutations and provisos that a potential user is unable to ascertain, without undue burden, let alone recourse to litigation, whether their commercial use is likely to infringe the patent monopoly. Having to construe the complicated provisos which relate in particular to the ring J and to form a valid and commercially useful opinion on whether or not any of them could prevent or hinder the commercial activities must in the nature of things impose a severe and totally undue burden on the public. Hence, these claims lack clarity within the meaning of Article 6 PCT to such an extent as to render a meaningful search of the claims impossible. Consequently, the search has been carried out for those parts of the application which do appear to be clear, namely those compounds which are embraced by claims 42 to 50, claims 57 to 62 and those mentioned in Tables 7 to 9 of the description. It would also appear that the said provisos address different aspects of the prior art. Having regard to the fact that the indenopyrrolocarbazole is known from the cited prior art to constitute the pharmacologically active principle, the claimed matter lacks unity of invention (see Rule 13(1)(2) PCT) for the case that distinct structural features define the contribution over the prior art.

The applicant's attention is drawn to the fact that claims, or parts of claims, relating to inventions in respect of which no international search report has been established need not be the subject of an international preliminary examination (Rule 66.1(e) PCT). The applicant is advised that the EPO policy when acting as an International Preliminary Examining Authority is normally not to carry out a preliminary examination on matter which has not been searched. This is the case irrespective of whether or not the claims are amended following receipt of the search report or during any Chapter II procedure.

INTERNATIONAL SEARCH REPORT

Information on patent family members

Intern. Patent Application No

PCT/US 00/03476

Patent document cited in search report	Publication date	Patent family member(s)	Publication date
US 5475110 A	12-12-1995	AU 705306 B	20-05-1999
		AU 3998695 A	06-05-1996
		BR 9509348 A	04-11-1997
		EP 0785938 A	30-07-1997
		FI 971479 A	11-06-1997
		NO 971677 A	11-06-1997
		NZ 296244 A	25-11-1998
		WO 9611933 A	25-04-1996
		US 5591855 A	07-01-1997
		US 5594009 A	14-01-1997
		US 5705511 A	06-01-1998
US 5705511 A	06-01-1998	US 5594009 A	14-01-1997
		US 5591855 A	07-01-1997
		US 5475110 A	12-12-1995
		AU 705306 B	20-05-1999
		AU 3998695 A	06-05-1996
		BR 9509348 A	04-11-1997
		EP 0785938 A	30-07-1997
		FI 971479 A	11-06-1997
		NO 971677 A	11-06-1997
		NZ 296244 A	25-11-1998
		WO 9611933 A	25-04-1996
WO 9962523 A	09-12-1999	AU 4418899 A	20-12-1999