



US00D428219S

# United States Patent [19] Schutz

[11] Patent Number: Des. 428,219  
[45] Date of Patent: \*\* Jul. 11, 2000

[54] **COMBINED BACKSCRATCHER AND MASSAGER FOR PETS**

[76] Inventor: **Dawn M. Schutz**, 1465 General Custer Ave., Daytona Beach, Fla. 32124

[\*\*] Term: **14 Years**

[21] Appl. No.: **29/100,652**

[22] Filed: **Feb. 12, 1999**

D. 404,495	1/1999	Chien .....	D24/211
1,885,572	11/1932	Wood .	
2,075,413	3/1937	Welker .	
4,483,328	11/1984	Wolocko .	
4,590,926	5/1986	Courtin .	
4,763,604	8/1988	Meekins .	
4,892,091	1/1990	Sullenger .	
5,382,222	1/1995	Yih-Jong .	
5,577,997	11/1996	Thariani et al. .	
5,624,385	4/1997	Hwang .	
5,833,635	11/1998	Aboud, Sr. ....	601/136

### Related U.S. Application Data

[63] Continuation-in-part of application No. 29/077,657, Oct. 8, 1997, abandoned.

[51] **LOC (7) Cl.** ..... **30-99**

[52] **U.S. Cl.** ..... **D30/158**

[58] **Field of Search** ..... D30/158, 159, D30/199; 119/664, 671, 672, 677, 678; D24/215, 200, 201, 204, 211; 601/135, 137, 136; D28/63

### [56] References Cited

#### U.S. PATENT DOCUMENTS

D. 197,889	4/1964	Hase .	
D. 232,105	7/1974	Claassen .....	D30/158
D. 240,435	7/1976	Remijas .....	D30/158
D. 248,666	7/1978	Grube .	
D. 272,568	2/1984	Kuhl .	
D. 299,619	12/1973	Sleith .	
D. 320,453	10/1991	Von Winckler .	
D. 347,709	6/1994	Pearson .....	D24/200 X
D. 350,851	9/1994	Spence, Jr. .	
D. 373,661	9/1996	Watson .....	D30/159
D. 375,167	10/1996	Taylor .	
D. 382,972	8/1997	Huang .	
D. 387,873	12/1997	Lee .	

### OTHER PUBLICATIONS

R.C. Steele, Grooming Gloves, p. 40, Jan. 4, 1997, Aug. 11, 1999.

Better Homes & Gardens Magazine Advertisement for "Pet Mitt", p. 198, Mar. 1995.

Yak Works Advertisement for "Foot Massager" Fall/Winter 1982/83, p. 32.

*Primary Examiner*—Louis S. Zarfes

*Assistant Examiner*—Catherine R. Oliver

*Attorney, Agent, or Firm*—Rod D. Baker

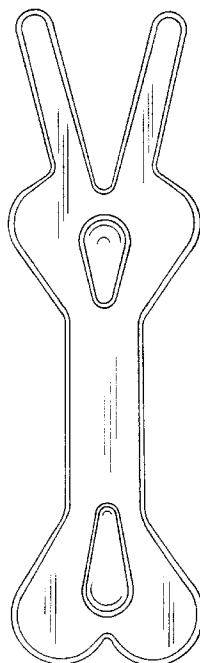
### [57] CLAIM

The ornamental design for a combined backscratcher and massager for pets, as shown and described.

### DESCRIPTION

FIG. 1 is a front elevation view of the combined backscratcher and massager for pets showing my new design; FIG. 2 is a right side elevation view thereof, the opposite side is a mirror image; FIG. 3 is a rear elevation view thereof; FIG. 4 is top plan view thereof; and, FIG. 5 is a bottom view thereof.

**1 Claim, 2 Drawing Sheets**



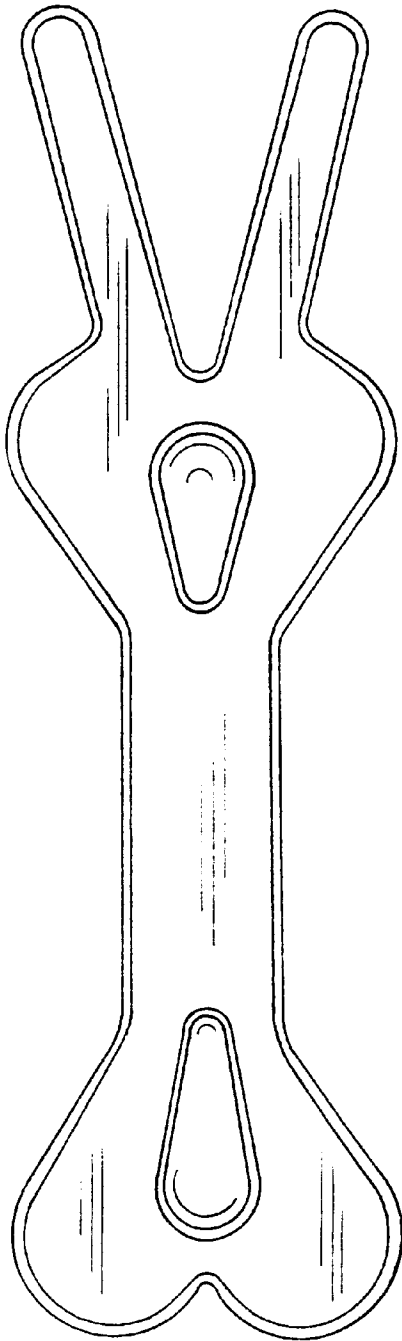


FIG-1

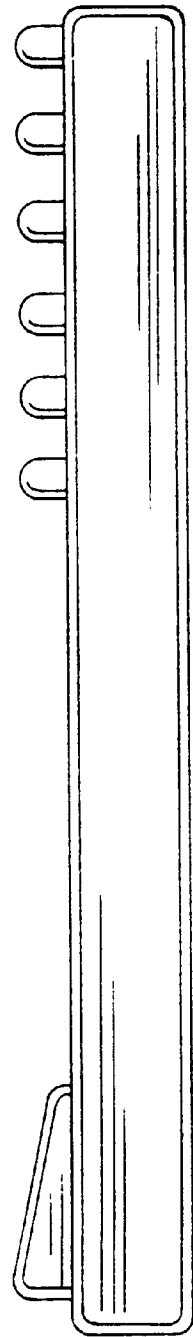


FIG-2

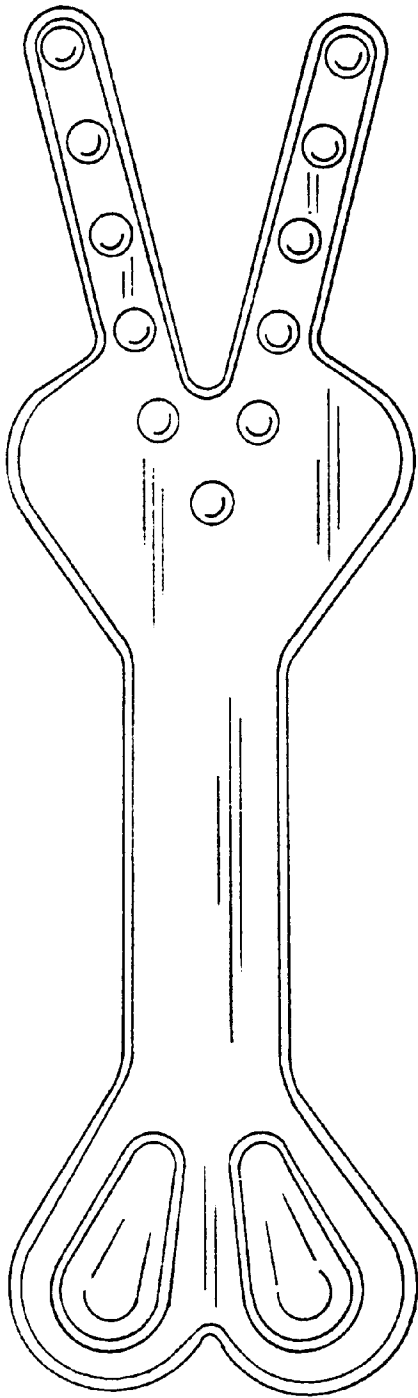


FIG-3

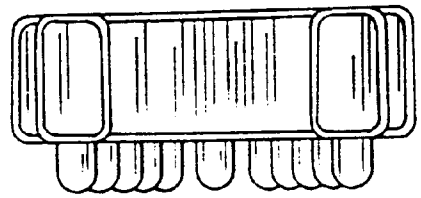


FIG-4




FIG-5