

(19) World Intellectual Property
Organization
International Bureau



(43) International Publication Date
21 October 2004 (21.10.2004)

PCT

(10) International Publication Number
WO 2004/089875 A1

(51) International Patent Classification⁷: **C07C 233/69**,
A61K 31/165, A61P 29/00

(21) International Application Number:
PCT/EP2004/003769

(22) International Filing Date: 7 April 2004 (07.04.2004)

(25) Filing Language: English

(26) Publication Language: English

(30) Priority Data:
0308201.3 9 April 2003 (09.04.2003) GB

(71) Applicant (for all designated States except US):
SMITHKLINE BEECHAM CORPORATION
[US/US]; One Franklin Plaza, P.O. Box 7929, Philadel-
phia, PA 19101 (US).

(72) Inventor; and

(75) Inventor/Applicant (for US only): **ASTON, Nicola,
Mary** [GB/GB]; GlaxoSmithKline, Gunnels Wood Road,
Stevenage Hertfordshire SG1 2NY (GB).

(74) Agent: **GLADWIN, Amanda, Rachel**; GlaxoSmithKline,
Corporate Intellectual Property (CN925.1), 980 Great West
Road, Brentford Middlesex TW8 9GS (GB).

(81) Designated States (unless otherwise indicated, for every
kind of national protection available): AE, AG, AL, AM,
AT, AU, AZ, BA, BB, BG, BR, BW, BY, BZ, CA, CH, CN,
CO, CR, CU, CZ, DE, DK, DM, DZ, EC, EE, EG, ES, FI,
GB, GD, GE, GH, GM, HR, HU, ID, IL, IN, IS, JP, KE,
KG, KP, KR, KZ, LC, LK, LR, LS, LT, LU, LV, MA, MD,
MG, MK, MN, MW, MX, MZ, NA, NI, NO, NZ, OM, PG,
PH, PL, PT, RO, RU, SC, SD, SE, SG, SK, SL, SY, TJ, TM,
TN, TR, TT, TZ, UA, UG, US, UZ, VC, VN, YU, ZA, ZM,
ZW.

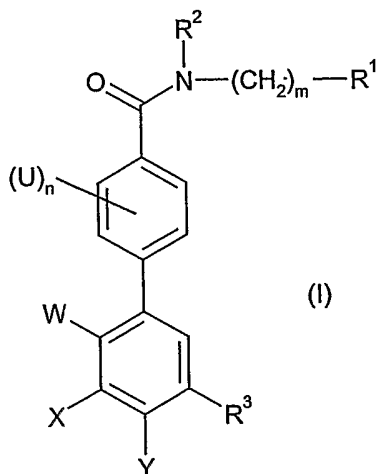
(84) Designated States (unless otherwise indicated, for every
kind of regional protection available): ARIPO (BW, GH,
GM, KE, LS, MW, MZ, SD, SL, SZ, TZ, UG, ZM, ZW),
Eurasian (AM, AZ, BY, KG, KZ, MD, RU, TJ, TM), Euro-
pean (AT, BE, BG, CH, CY, CZ, DE, DK, EE, ES, FI, FR,
GB, GR, HU, IE, IT, LU, MC, NL, PL, PT, RO, SE, SI, SK,
TR), OAPI (BF, BJ, CF, CG, CI, CM, GA, GN, GQ, GW,
ML, MR, NE, SN, TD, TG).

Published:

- with international search report
- before the expiration of the time limit for amending the
claims and to be republished in the event of receipt of
amendments

For two-letter codes and other abbreviations, refer to the "Guid-
ance Notes on Codes and Abbreviations" appearing at the begin-
ning of each regular issue of the PCT Gazette.

(54) Title: BIPHENYL-CARBOXAMIDE DERIVATIVES AND THEIR USE AS P38 KINASE INHIBITORS



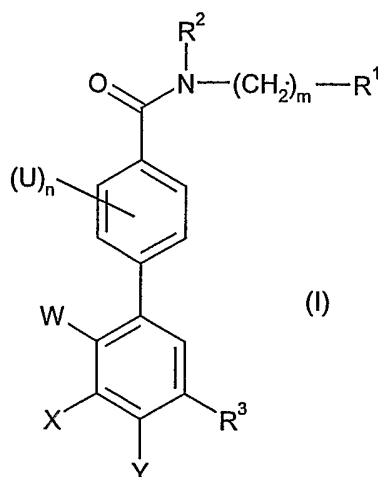
(57) Abstract: Compounds of formula (I) or pharmaceutically acceptable derivatives thereof, and their use as pharmaceuticals, particularly as p38 ki-
nase inhibitors.

BIPHENYL-CARBOXAMIDE DERIVATIVES AND THEIR USE AS P38 KINASE INHIBITORS

This invention relates to novel compounds and their use as pharmaceuticals, particularly as p38 kinase inhibitors, for the treatment of certain diseases and conditions.

We have now found a group of novel compounds that are inhibitors of p38 kinase.

According to the invention there is provided a compound of formula (I):



wherein

R^1 is a phenyl group which may be optionally substituted;

R^2 is C_{1-6} alkyl substituted by one to three groups independently selected from OH, oxo, cyano, $-S(O)_pR^4$, halogen, C_{1-6} alkoxy, $-NR^5R^6$, $-CONR^5R^6$, $-NCOR^5$, $-COOR^5$, $-SO_2NR^5R^6$, $-NHSO_2R^5$ and $-NHCONHR^5$;

R^3 is the group $-CO-NH-(CH_2)_q-R^7$ or $-NH-CO-R^8$;

R^4 is selected from hydrogen, C_{1-6} alkyl, heterocyclyl optionally substituted by C_{1-4} alkyl, and phenyl wherein the phenyl is optionally substituted by up to two groups independently selected from C_{1-6} alkoxy, C_{1-6} alkyl and halogen;

R^5 and R^6 are each independently selected from hydrogen and C_{1-6} alkyl;

when q is 0 to 2, R^7 is selected from hydrogen, C_{1-6} alkyl, $-C_{3-7}$ cycloalkyl, $-CONHR^9$, phenyl optionally substituted by R^{11} and/or R^{12} , heteroaryl optionally substituted by R^{11} and/or R^{12} and heterocyclyl optionally substituted by R^{11} and/or R^{12} , and

when q is 2, R^7 is additionally selected from C_{1-6} alkoxy, $NHCOR^9$, $NHCONHR^9$, NR^9R^{10} and OH;

R^8 is selected from hydrogen, C_{1-6} alkyl, C_{1-6} alkoxy, $-(CH_2)_r-C_{3-7}$ cycloalkyl, trifluoromethyl, $-(CH_2)_s$ phenyl optionally substituted by R^{13} and/or R^{14} , $-(CH_2)_s$ heteroaryl optionally substituted by R^{13} and/or R^{14} , $-(CH_2)_s$ heterocyclyl optionally substituted by R^{13} and/or R^{14} and $-(CH_2)_s$ fused bicyclyl optionally substituted by R^{13} and/or R^{14} ;

R^9 is selected from hydrogen, C_{1-6} alkyl and phenyl wherein the phenyl group is optionally substituted by up to two substituents selected from C_{1-6} alkyl and halogen,

R¹⁰ is selected from hydrogen and C₁₋₆alkyl, or

R⁹ and R¹⁰, together with the nitrogen atom to which they are bound, form a five- to six-membered heterocyclic or heteroaryl ring optionally containing one additional heteroatom selected from oxygen, sulfur and nitrogen, wherein the ring may be substituted by up to two C₁₋₆alkyl groups;

R¹¹ is selected from C₁₋₆alkyl, C₁₋₆alkoxy, -CONR¹⁰R¹⁵, -NHCOR¹⁵, -SO₂NHR¹⁵, -NHSO₂R¹⁵, halogen, trifluoromethyl, -Z-(CH₂)_t-phenyl optionally substituted by one or more halogen atoms, -Z-(CH₂)_t-heterocyclyl or -Z-(CH₂)_t-heteroaryl wherein the heterocyclyl or heteroaryl group is optionally substituted by one or more substituents selected from C₁₋₆alkyl,

R¹² is selected from C₁₋₆alkyl and halogen, or

when R¹¹ and R¹² are adjacent to each other they may, together with the carbon atoms to which they are bound, form a five- or six-membered saturated or unsaturated ring to give a fused bicyclic ring system, wherein the ring that is formed R¹¹ and R¹² optionally contains one or two heteroatoms selected from oxygen, nitrogen and sulfur;

R¹³ is selected from C₁₋₆alkyl, C₁₋₆alkoxy, -(CH₂)_r-C₃₋₇cycloalkyl, -CONR¹⁶R¹⁷, -NHCOR¹⁷, -SO₂NHR¹⁶, -NHSO₂R¹⁷, halogen, -(CH₂)_kNR¹⁸R¹⁹, oxy, trifluoromethyl, phenyl optionally substituted by one or more R¹⁴ groups and heteroaryl wherein the heteroaryl is optionally substituted by one or more R¹⁴ groups,

R¹⁴ is selected from C₁₋₆alkyl, C₁₋₆alkoxy, halogen, trifluoromethyl and -NR¹⁸R¹⁹, or

R¹³ and R¹⁴, together with the carbon atoms to which they are bound, form a five- or six-membered saturated or unsaturated ring to give a fused bicyclic ring system, wherein the ring that is formed by R¹³ and R¹⁴ optionally contains one or two heteroatoms selected from oxygen, nitrogen and sulfur;

R¹⁵ is selected from hydrogen and C₁₋₆alkyl;

R¹⁶ is selected from hydrogen, C₁₋₆alkyl and phenyl wherein the phenyl group is optionally substituted by one or more R¹⁴ groups,

R¹⁷ is selected from hydrogen and C₁₋₆alkyl, or

R¹⁶ and R¹⁷, together with the nitrogen atom to which they are bound, form a five- to six-membered heterocyclic ring optionally containing one additional heteroatom selected from oxygen, sulfur and N-R²⁰, wherein the ring is optionally substituted by up to two C₁₋₆alkyl groups;

R¹⁸ is selected from hydrogen, C₁₋₆alkyl and -(CH₂)_r-C₃₋₇cycloalkyl optionally substituted by C₁₋₆alkyl,

R¹⁹ is selected from hydrogen and C₁₋₆alkyl, or

R¹⁸ and R¹⁹, together with the nitrogen atom to which they are bound, form a three- to seven-membered heterocyclic ring optionally containing one additional heteroatom selected from oxygen, sulfur and N-R²⁰, wherein the ring may contain up to one double bond and the ring is optionally substituted by one or more R²¹ groups;

R²⁰ is selected from hydrogen and methyl;

R²¹ is selected from C₁₋₆alkyl, oxy, -CH₂OC₁₋₆alkyl, trichloromethyl and -N(C₁₋₆alkyl)₂;

U is selected from methyl and halogen;

W is selected from methyl and chlorine;

5 X and Y are each selected independently from hydrogen, methyl and halogen;

Z is selected from -O- and a bond;

m is selected from 0, 1, 2, 3 and 4, and may be optionally substituted with up to two groups selected independently from C₁₋₆alkyl;

n, p, q, r and t are independently selected from 0, 1 and 2;

10 s is selected from 0 and 1; and

k is selected from 0, 1, 2 and 3;

or a pharmaceutically acceptable derivative thereof.

In a preferred embodiment, the molecular weight of a compound of formula (I) does not exceed 1000, more preferably 800, even more preferably 600.

15 The group R¹ may be optionally substituted by up to three substituents, more preferably one or two substituents, selected independently from the group consisting of halogen, C₁₋₆alkyl, C₁₋₆alkoxy, C₃₋₇cycloalkyl, trifluoromethyl, benzyloxy, hydroxy, cyano, hydroxyC₁₋₆alkyl, -(CH₂)_hCO(CH₂)_iNR²²R²³, -(CH₂)_hCO₂R²², -(CH₂)_hNR²²COR²³, -(CH₂)_hOCOR²², -(CH₂)_hCONR²²R²³, -(CH₂)_hNR²²COOR²³, -(CH₂)_hCOR²², -(CH₂)_hSO₂NR²²R²³, -(CH₂)_hNR²²SO₂R²³, -SO₂R²², -(CH₂)_hNR²²R²³, -O(CH₂)_pNR²²R²³, -(CH₂)_hNR²²CO(CH₂)_iNR²²R²³, -(CH₂)_hCONR²²SO₂R²³, -(CH₂)_hSO₂NR²²COR²³ and phenyloxy optionally substituted by a group A; or R¹ may be optionally substituted by two adjacent substituents which, together with the carbon atoms to which they are bound, form a five- or six-membered saturated or unsaturated ring to give a fused bicyclic ring system. The ring that is fused to the phenyl ring may optionally contain one or two heteroatoms selected from oxygen, nitrogen and sulfur.

25 R²² and R²³ are independently selected from hydrogen; C₁₋₆alkyl optionally substituted by up to three, more preferably one or two, hydroxy groups; trihalomethyl; benzyl; -(CH₂)_jCOH; -(CH₂)_jNR²⁴R²⁵; and phenyl optionally substituted by up to three groups selected from C₁₋₆alkyl and C₁₋₆alkoxy.

R²⁴ and R²⁵ are independently selected from hydrogen and C₁₋₄alkyl.

30 Group A is selected from halogen, -SO₂NH₂, -SO₂-(4-methyl)piperazinyl, -NR²²COC₁₋₆alkyl and -NR²²SO₂C₁₋₆alkyl.

35 h is selected from 0, 1, 2 or 3.

i is selected from 0, 1, 2 and 3.

j is selected from 2 or 3.

40 The optional substituents on the group R¹, including when the phenyl ring is part of a fused bicyclic system, may be located on any position on the phenyl ring. In a more preferred embodiment, when there is one substituent on the group R¹, that substituent is located on the meta- or para-position relative to the amide linkage. When

there are two optional substituents on the group R^1 , these substituents preferably occupy the meta- and para-positions relative to the amide linkage.

In one embodiment, the substituents for the group R^1 include halogen, in particular fluorine or chlorine; C_{1-4} alkyl, in particular methyl; trifluoromethyl; C_{1-4} alkoxy, in particular methoxy; phenyloxy optionally substituted by the group A; benzyloxy; hydroxy; cyano; hydroxy C_{1-4} alkyl, in particular $-CH_2OH$ or $-CH_2CH_2OH$; $-(CH_2)_h-NHCH_3$; $-(CH_2)_h-N(CH_3)_2$; $-(CH_2)_h-CONR^{22}R^{23}$; $-(CH_2)_h-CO(CH_2)_i-NR^{22}R^{23}$, in particular $-CONH_2$ or $-CH_2CONH_2$; $-(CH_2)_h-CO_2R^{22}$; $-(CH_2)_h-NR^{22}COR^{23}$; $-(CH_2)_h-OCOR^{22}$; $-(CH_2)_h-OCONR^{22}R^{23}$; $-(CH_2)_h-NR^{22}COOR^{23}$; $-(CH_2)_h-COR^{22}$; $-(CH_2)_h-SO_2NR^{22}R^{23}$, in particular $-SO_2NH_2$; $-(CH_2)_h-NR^{22}SO_2R^{23}$, in particular $-NHSO_2CH_3$ or $-CH_2NHSO_2CH_3$; $-SO_2R^{22}$, in particular $-SO_2(CH_2)_2OH$; $-(CH_2)_h-NR^{22}R^{23}$, in particular $-CH_2N(CH_3)_2$, $-CH_2N(CH_3)(CH_2CH_3)$ or $-NHCH(CH_2OH)_2$; $-(CH_2)_h-NR^{22}CONR^{22}R^{23}$; and $-(CH_2)_h-CONR^{22}SO_2R^{23}$.

A representative example of R^1 is phenyl.

In one embodiment, R^2 is selected from C_{1-4} alkyl substituted by one or two OH groups, for example C_{2-3} alkyl substituted by one OH group. Representative examples of R^2 include $-CH_2CH_2OH$ and $-CH_2CH_2CH_2OH$.

A representative example of R^3 is $-CO-NH-(CH_2)_q-R^7$.

In one embodiment, R^4 is selected from hydrogen, C_{1-4} alkyl and phenyl.

In one embodiment, R^5 and R^6 are independently selected from hydrogen and C_{1-4} alkyl.

In one embodiment, R^7 is selected from C_{1-4} alkyl, in particular ethyl or isopropyl; $-C_{3-7}$ cycloalkyl, in particular cyclopropyl, cyclobutyl or cyclopentyl, especially cyclopropyl; phenyl optionally substituted by R^{11} and/or R^{12} , in particular phenyl optionally substituted by C_{1-4} alkyl, C_{1-4} alkoxy, $-CONH_2$, $-CONHCH_3$, $-NHCOCH_3$, $-SO_2NH_2$, $-NHSO_2CH_3$, halogen, and/or $-Z-(CH_2)_t$ heteroaryl wherein the heteroaryl is preferably pyridyl, pyrimidyl or oxadiazolyl optionally substituted by C_{1-4} alkyl or phenyl optionally substituted with adjacent groups which give a fused bicyclic ring system, especially quinolinyl, isoquinolinyl or tetralonyl; heteroaryl optionally substituted by R^{11} and/or R^{12} , in particular thienyl, pyridyl or benzofuran optionally substituted by C_{1-4} alkyl and/or $-CONH_2$; and $NHCONHR^9$, in particular where R^9 is phenyl. A representative example of R^7 is cyclopropyl.

In one embodiment, R^8 is selected from $-(CH_2)_s$ phenyl optionally substituted by R^{13} and/or R^{14} and $-(CH_2)_s$ heteroaryl optionally substituted by R^{13} and/or R^{14} , especially furyl, thienyl, isoxazolyl or pyridyl optionally substituted by $-(CH_2)_kNR^{18}R^{19}$.

In one embodiment, R^9 is selected from hydrogen, C_{1-4} alkyl and phenyl optionally substituted by C_{1-4} alkyl, in particular methyl.

In one embodiment, R^{10} is selected from hydrogen and C_{1-4} alkyl, in particular hydrogen or methyl.

In one embodiment, R^{11} is selected from C_{1-4} alkyl, in particular methyl; C_{1-4} alkoxy, in particular methoxy; $-CONR^{10}R^{15}$, in particular $-CONHCH_3$ or $CONH_2$; $-NHCOR^{15}$, in particular $-NHCOCH_3$; $-SO_2NHR^{15}$, in particular $-SO_2NH_2$; $-NHSO_2R^{15}$,

in particular -NHSO₂CH₃; halogen, in particular chlorine; and -Z-(CH₂)_theteroaryl wherein the heteroaryl is preferably pyridyl, pyrimidyl or oxadiazolyl optionally substituted by C₁₋₄alkyl.

5 In one embodiment, R¹² is selected from C₁₋₄alkyl, fluorine and chlorine, in particular, methyl or chlorine.

In one embodiment, R¹³ is selected from C₁₋₄alkyl, halogen, -NR¹⁸R¹⁹, C₃₋₆cycloalkyl, phenyl optionally substituted by one or more R¹⁴ groups and heteroaryl optionally substituted by one or more R¹⁴ groups.

In one embodiment, R¹⁴ is selected from C₁₋₂alkyl, halogen and -NR¹⁸R¹⁹.

10 In one embodiment, R¹⁵ is selected from hydrogen and methyl.

In one embodiment, R¹⁶ is selected from hydrogen and C₁₋₄alkyl.

In one embodiment, R¹⁷ is selected from hydrogen and C₁₋₄alkyl.

In one embodiment, R¹⁸ is selected from hydrogen, C₁₋₄alkyl, C₃₋₆cycloalkyl and -CH₂C₃₋₆cycloalkyl.

15 In one embodiment, R¹⁹ is selected from hydrogen and C₁₋₄alkyl.

In another embodiment, R¹⁸ and R¹⁹, together with the nitrogen atom to which they are bound, form a five to six membered heterocyclic ring optionally containing up to one additional heteroatom selected from oxygen, sulfur and N-R²⁰, wherein R²⁰ is methyl, and the ring may be substituted by one or more R²¹ groups. In a further
20 embodiment, R¹⁸ and R¹⁹, together with the nitrogen atom to which they are bound, form a pyrrolidinyl group.

In one embodiment, R²⁰ is methyl.

In one embodiment, R²¹ is selected from methyl and oxy.

A representative example of W is methyl.

25 In one embodiment, X and Y are each selected independently from hydrogen, chlorine and fluorine. In a further embodiment, X is fluorine. A representative example of X and Y is hydrogen.

In one embodiment, Z is a bond.

30 In one embodiment, m is selected from 0, 1 and 2. Representative examples of m include 0 and 1.

In one embodiment, n is selected from 0 and 1. A representative example of n is 0.

In one embodiment, p is selected from 0 and 2.

35 In one embodiment, q is selected from 0 and 1. A representative example of q is 0.

In one embodiment, r is 0.

In one embodiment, s is 0.

In one embodiment, t is selected from 0 and 1.

In one embodiment, k is selected from 0, 1 and 2.

40 It is to be understood that the present invention covers all combinations of particular and preferred groups described hereinabove.

Particular compounds according to the invention include those mentioned in the examples and their pharmaceutically derivatives.

As used herein, the term "pharmaceutically acceptable" means a compound which is suitable for pharmaceutical use. Salts and solvates of compounds of the invention which are suitable for use in medicine are those wherein the counterion or associated solvent is pharmaceutically acceptable. However, salts and solvates having non-pharmaceutically acceptable counterions or associated solvents are within the scope of the present invention, for example, for use as intermediates in the preparation of other compounds of the invention and their pharmaceutically acceptable salts and solvates.

As used herein, the term "pharmaceutically acceptable derivative", means any pharmaceutically acceptable salt, solvate or prodrug e.g. ester, of a compound of the invention, which upon administration to the recipient is capable of providing (directly or indirectly) a compound of the invention, or an active metabolite or residue thereof. Such derivatives are recognizable to those skilled in the art, without undue experimentation. Nevertheless, reference is made to the teaching of Burger's Medicinal Chemistry and Drug Discovery, 5th Edition, Vol 1: Principles and Practice, which is incorporated herein by reference to the extent of teaching such derivatives. Preferred pharmaceutically acceptable derivatives are salts, solvates, esters, carbamates and phosphate esters. Particularly preferred pharmaceutically acceptable derivatives are salts, solvates and esters. Most preferred pharmaceutically acceptable derivatives are salts and esters.

The compounds of the present invention may be in the form of and/or may be administered as a pharmaceutically acceptable salt. For a review on suitable salts see Berge *et al.*, J. Pharm. Sci., 1977, 66, 1-19.

Typically, a pharmaceutical acceptable salt may be readily prepared by using a desired acid or base as appropriate. The salt may precipitate from solution and be collected by filtration or may be recovered by evaporation of the solvent.

Salts of the compounds of the present invention may, for example, comprise acid addition salts resulting from reaction of an acid with a nitrogen atom present in a compound of formula (I). Salts encompassed within the term "pharmaceutically acceptable salts" refer to non-toxic salts of the compounds of this invention. Suitable addition salts are formed from acids which form non-toxic salts and examples are acetate, benzenesulfonate, benzoate, bicarbonate, bisulfate, bitartrate, borate, bromide, calcium edetate, camsylate, carbonate, chloride, clavulanate, citrate, dihydrochloride, edetate, edisylate, estolate, esylate, ethanesulphonate, formate, fumarate, gluceptate, gluconate, glutamate, glycolylarsanilate, hexylresorcinate, hydrabamine, hydrobromide, hydrochloride, hydrogen phosphate, hydroiodide, hydroxynaphthoate, iodide, isethionate, lactate, lactobionate, laurate, malate, maleate, mandelate, mesylate, methylbromide, methylnitrate, methylsulfate, monopotassium maleate, mucate, napsylate, nitrate, N-methylglucamine, oxalate, oxaloacetate, pamoate (embonate), palmitate, pantothenate, phosphate/diphosphate, piruvate, polygalacturonate,

saccharate, salicylate, stearate, subacetate, succinate, sulphate, tannate, tartrate, teoclate, tosylate, triethiodide, trifluoroacetate and valerate.

Pharmaceutically acceptable base salts include ammonium salts such as a trimethylammonium salt, alkali metal salts such as those of sodium and potassium, alkaline earth metal salts such as those of calcium and magnesium and salts with organic bases, including salts of primary, secondary and tertiary amines, such as isopropylamine, diethylamine, ethanolamine, trimethylamine, dicyclohexyl amine and N-methyl-D-glucamine.

Those skilled in the art of organic chemistry will appreciate that many organic compounds can form complexes with solvents in which they are reacted or from which they are precipitated or crystallized. These complexes are known as "solvates". As used herein, the term "solvate" refers to a complex of variable stoichiometry formed by a solute (in this invention, a compound of formula (I) or a salt thereof) and a solvent. Such solvents for the purpose of the invention may not interfere with the biological activity of the solute. Examples of suitable solvents include water, methanol, ethanol and acetic acid. Preferably the solvent used is a pharmaceutically acceptable solvent. Examples of suitable pharmaceutically acceptable solvents include water, ethanol and acetic acid. Most preferably the solvent used is water. A complex with water is known as a "hydrate". Solvates of the compound of the invention are within the scope of the invention.

As used herein, the term "prodrug" means a compound which is converted within the body, e.g. by hydrolysis in the blood, into its active form that has medical effects. Pharmaceutically acceptable prodrugs are described in T. Higuchi and V. Stella, Prodrugs as Novel Delivery Systems, Vol. 14 of the A.C.S. Symposium Series; Edward B. Roche, ed., Bioreversible Carriers in Drug Design, American Pharmaceutical Association and Pergamon Press, 1987; and in D. Fleisher, S. Ramon and H. Barbra "Improved oral drug delivery: solubility limitations overcome by the use of prodrugs", Advanced Drug Delivery Reviews (1996) 19(2) 115-130, each of which are incorporated herein by reference.

Prodrugs are any covalently bonded carriers that release a compound of formula (I) *in vivo* when such prodrug is administered to a patient. Prodrugs are generally prepared by modifying functional groups in a way such that the modification is cleaved, either by routine manipulation or *in vivo*, yielding the parent compound. Prodrugs include, for example, compounds of this invention wherein hydroxy or amine groups are bonded to any group that, when administered to a patient, cleaves to form the hydroxy or amine groups. Thus, representative examples of prodrugs include (but are not limited to) acetate, formate and benzoate derivatives of alcohol and amine functional groups of the compounds of formula (I). Further, in the case of a carboxylic acid (-COOH), esters may be employed, such as methyl esters, ethyl esters, and the like. Esters may be active in their own right and /or be hydrolysable under *in vivo* conditions in the human body. Suitable pharmaceutically acceptable *in vivo* hydrolysable ester groups include those which break down readily in the human body to leave the parent acid or its salt.

As used herein, the term "alkyl" refers to straight or branched hydrocarbon chains containing the specified number of carbon atoms. For example, C₁₋₆alkyl means a straight or branched alkyl containing at least 1, and at most 6, carbon atoms. Examples of "alkyl" as used herein include, but are not limited to, methyl, ethyl, n-propyl, n-butyl, n-pentyl, isobutyl, isopropyl, t-butyl and hexyl. A C₁₋₄alkyl group is preferred, for example methyl, ethyl or isopropyl. The said alkyl groups may be optionally substituted with one or more fluorine atoms, for example, trifluoromethyl.

As used herein, the term "alkoxy" refers to straight or branched chain alkoxy groups containing the specified number of carbon atoms. For example, C₁₋₆alkoxy means a straight or branched alkoxy containing at least 1, and at most 6, carbon atoms. Examples of "alkoxy" as used herein include, but are not limited to, methoxy, ethoxy, propoxy, prop-2-oxy, butoxy, but-2-oxy, 2-methylprop-1-oxy, 2-methylprop-2-oxy, pentoxy and hexyloxy. A C₁₋₄alkoxy group is preferred, for example methoxy or ethoxy.

As used herein, the term "cycloalkyl" refers to a non-aromatic hydrocarbon ring containing the specified number of carbon atoms. For example, C₃₋₇cycloalkyl means a non-aromatic ring containing at least three, and at most seven, ring carbon atoms. Examples of "cycloalkyl" as used herein include, but are not limited to, cyclopropyl, cyclobutyl, cyclopentyl, cyclohexyl and cycloheptyl. A C₃₋₅cycloalkyl group is preferred, for example cyclopropyl.

As used herein, the terms "heteroaryl ring" and "heteroaryl" refer to a monocyclic five- to seven- membered unsaturated hydrocarbon ring containing at least one heteroatom selected from oxygen, nitrogen and sulfur. Preferably, the heteroaryl ring has five or six ring atoms. Examples of heteroaryl rings include, but are not limited to, furyl, thienyl, pyrrolyl, oxazolyl, thiazolyl, isoxazolyl, isothiazolyl, imidazolyl, pyrazolyl, oxadiazolyl, triazolyl, tetrazolyl, thiadiazolyl, pyridyl, pyridazinyl, pyrimidinyl, pyrazinyl and triazinyl. A particularly preferred heteroaryl ring is pyridyl. The said ring may be optionally substituted by one or more substituents independently selected from C₁₋₆alkyl and oxy. The terms "heteroaryl ring" and "heteroaryl" also refer to fused aromatic rings comprising at least one heteroatom selected from oxygen, nitrogen and sulfur. Preferably, the fused ring each have five or six ring atoms. Examples of fused aromatic rings include, but are not limited to, indolyl, isoindolyl, azaindolyl, benzoxazolyl, benzimidazolyl, benzothiazolyl, benzofuranyl, benzothiophenyl, quinolyl, isoquinolyl, quinazolinyl, cinnolyl and phthalazinyl, in particular benzofuranyl.

As used herein, the terms "heterocyclic rings" and "heterocyclyl" refer to a monocyclic three- to seven-membered saturated or non-aromatic, unsaturated hydrocarbon ring containing at least one heteroatom selected from oxygen, nitrogen and sulfur. Preferably, the heterocyclyl ring has five or six ring atoms. Examples of heterocyclyl groups include, but are not limited to, aziridinyl, pyrrolinyl, pyrrolidinyl, imidazolinyl, imidazolidinyl, pyrazolinyl, pyrazolidinyl, piperidyl, piperazinyl, morpholino and thiomorpholino. The said ring may be optionally substituted by one or more substituents independently selected from C₁₋₆alkyl and oxy.

As used herein, the term "fused bicyclic ring system" refers to a ring system comprising two five- to seven-membered saturated or unsaturated hydrocarbon rings, the ring system optionally containing one or more heteroatoms independently selected from oxygen, nitrogen and sulfur. Preferably, each ring has five or six ring atoms. Examples of suitable fused bicyclic rings include, but are not limited to, naphthyl, indolyl, indolinyl, benzothienyl, quinolyl, isoquinolyl, tetrahydroquinolyl, benzodioxanyl, indanyl and tetrahydronaphthyl. Each ring may be optionally substituted with one or more substituents selected from halogen, C₁₋₆alkyl, oxy, $-(CH_2)_hNR^{22}R^{23}$, $-CO(CH_2)_hNR^{22}R^{23}$ and imidazolyl. Particularly preferred substituents are chlorine, imidazolyl and $-CH_2-N(CH_3)_2$.

As used herein, the terms "halogen" or "halo" refer to the elements fluorine, chlorine, bromine and iodine. Preferred halogens are fluorine, chlorine and bromine. A particularly preferred halogen is fluorine.

As used herein, the term "optionally" means that the subsequently described event(s) may or may not occur, and includes both event(s) which occur and events that do not occur.

As used herein, the term "substituted" refers to substitution with the named substituent or substituents, multiple degrees of substitution being allowed unless otherwise stated.

With regard to stereoisomers, the compounds of structure (I) may have one or more asymmetric carbon atom and may occur as racemates, racemic mixtures and as individual enantiomers or diastereomers. All such isomeric forms are included within the present invention, including mixtures thereof.

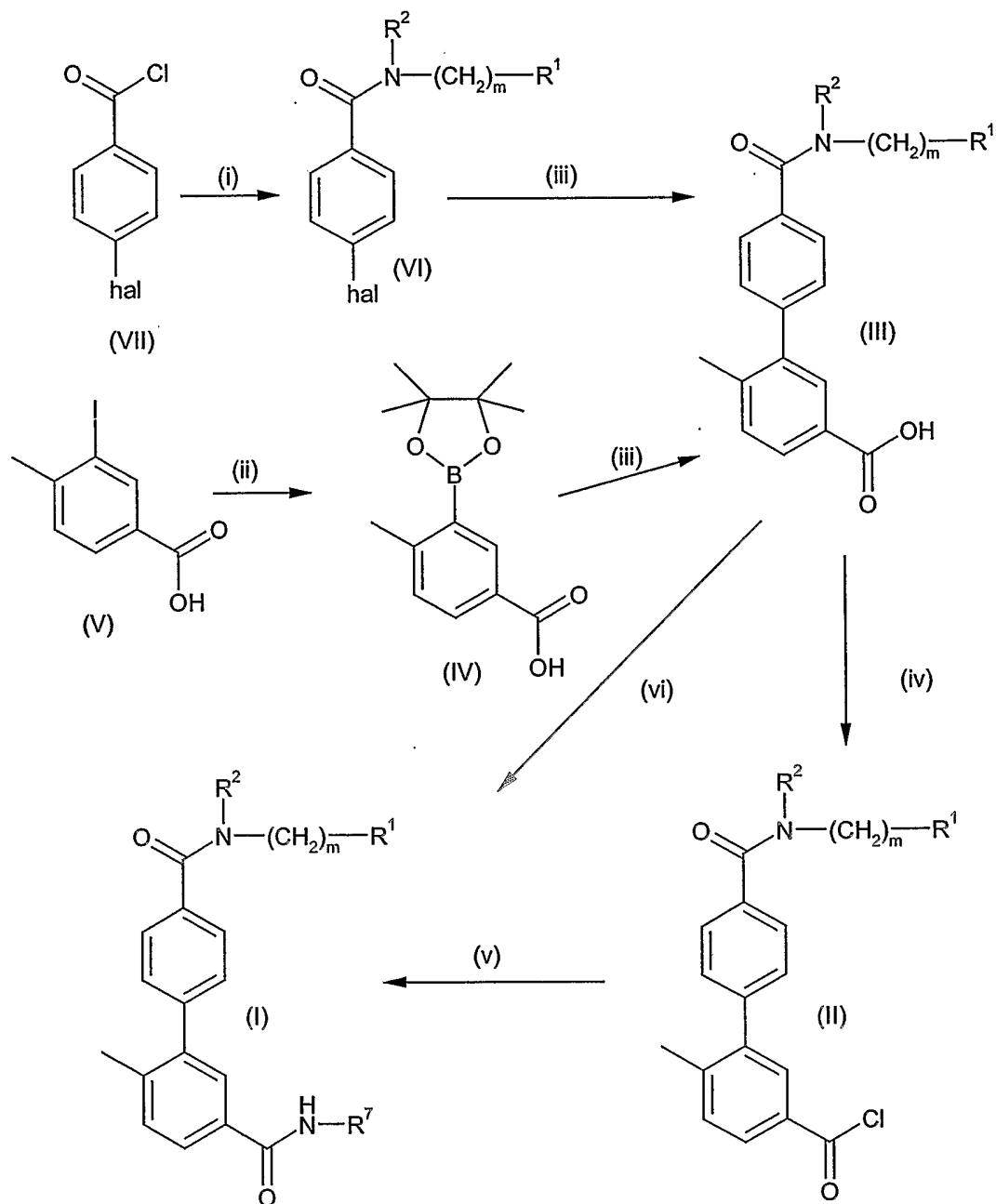
Cis (E) and trans (Z) isomerism may also occur. The present invention includes the individual stereoisomers of the compound of the invention and, where appropriate, the individual tautomeric forms thereof, together with mixtures thereof.

Separation of diastereoisomers or cis and trans isomers may be achieved by conventional techniques, e.g. by fractional crystallisation, chromatography or H.P.L.C. A stereoisomeric mixture of the agent may also be prepared from a corresponding optically pure intermediate or by resolution, such as H.P.L.C. of the corresponding racemate using a suitable chiral support or by fractional crystallisation of the diastereoisomeric salts formed by reaction of the corresponding racemate with a suitable optically active acid or base, as appropriate.

Furthermore, some of the crystalline forms of the compounds of structure (I) may exist as polymorphs, which are included in the present invention.

The compounds of this invention may be made by a variety of methods, including standard chemistry. Any previously defined variable will continue to have the previously defined meaning unless otherwise indicated. Illustrative general synthetic methods are set out below and then specific compounds of the invention are prepared in the working Examples.

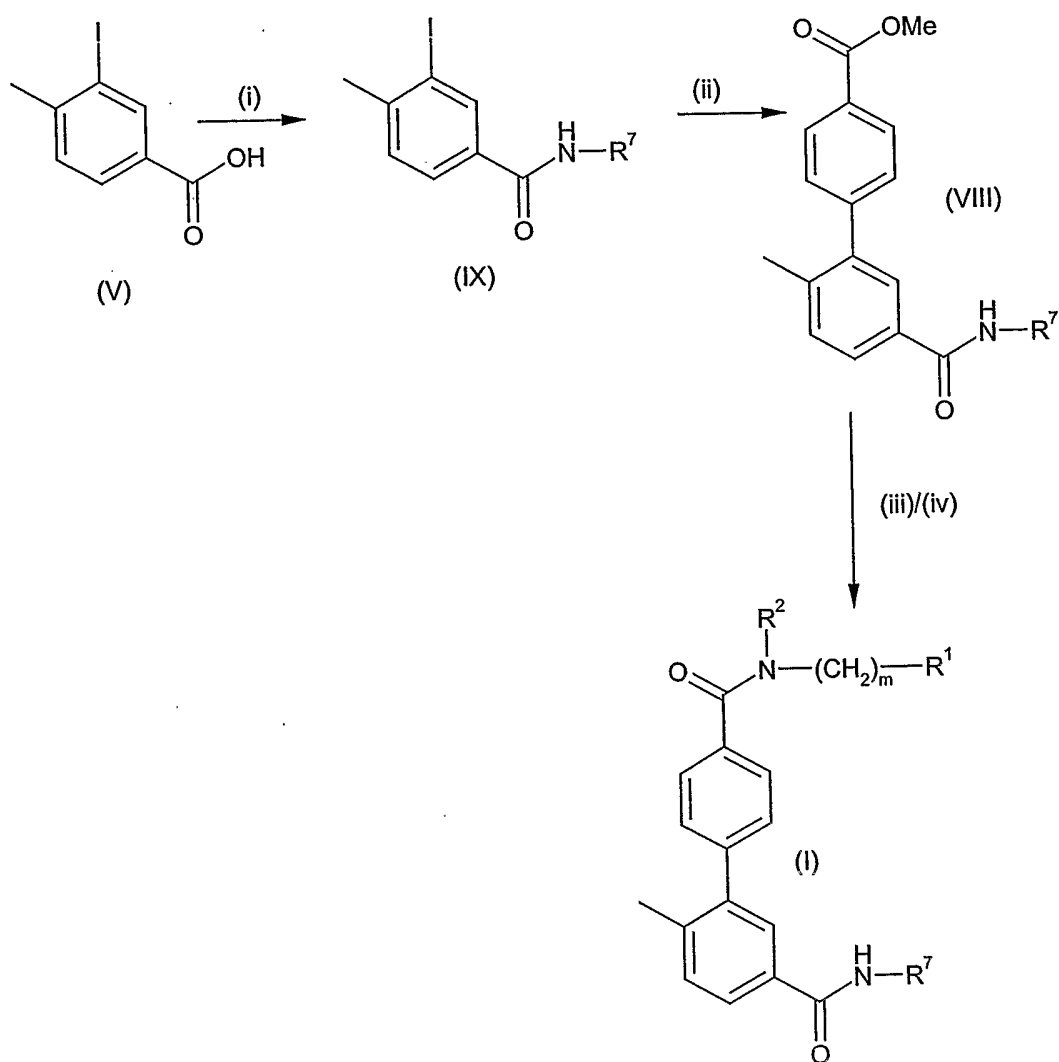
For example, a general method (A) for preparing the compounds of Formula (I) comprises the reactions set out in Scheme 1 below.



Scheme 1

- 5 (i) R¹(CH₂)_mNR²H, Et₃N, THF
 (ii) Bis(pinacolato)diboron, PdCl₂dppf, KOAc, DMF
 (iii) (Ph₃P)₄Pd, Na₂CO₃, DME
 (iv) (COCl)₂, DMF
 (v) R⁷NH₂, pyridine
 10 (vi) R⁷NH₂, PyBOP, HOBT, DIPEA, DMF

For example, a general method (B) for preparing the compounds of Formula (I) comprises the reactions set out in Scheme 2 below.



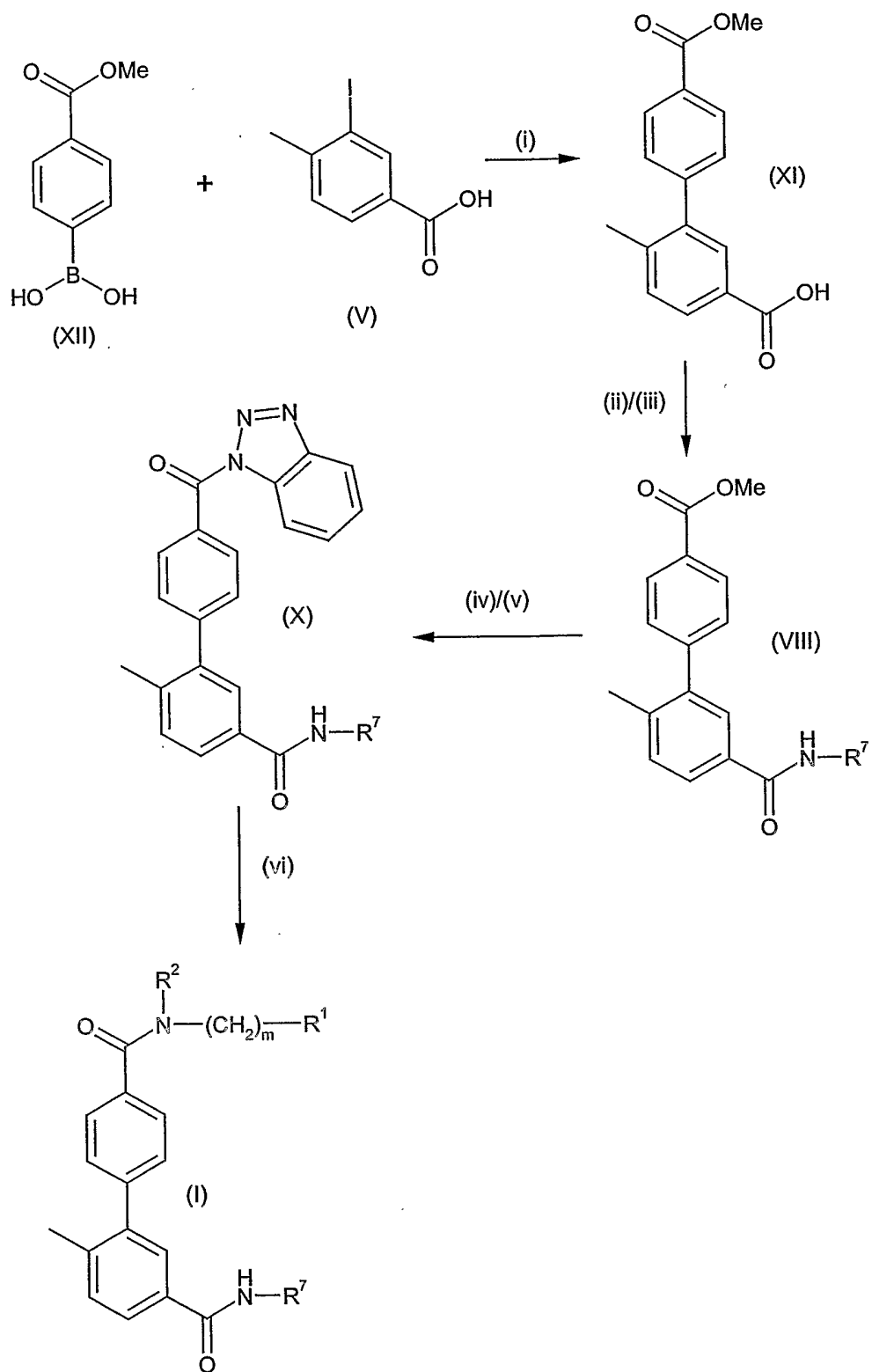
5

Scheme 2

- (i) R^7NH_2 , HATU, HOBT, DIPEA, DMF
 (ii) (4-Methoxycarbonylphenyl)boronic acid, $(Ph_3P)_4Pd$, Na_2CO_3 , DME
 (iii) NaOH, MeOH, H_2O
 (iv) $R^1(CH_2)_mNR^2H$, HATU, HOBT, DIPEA, THF

10

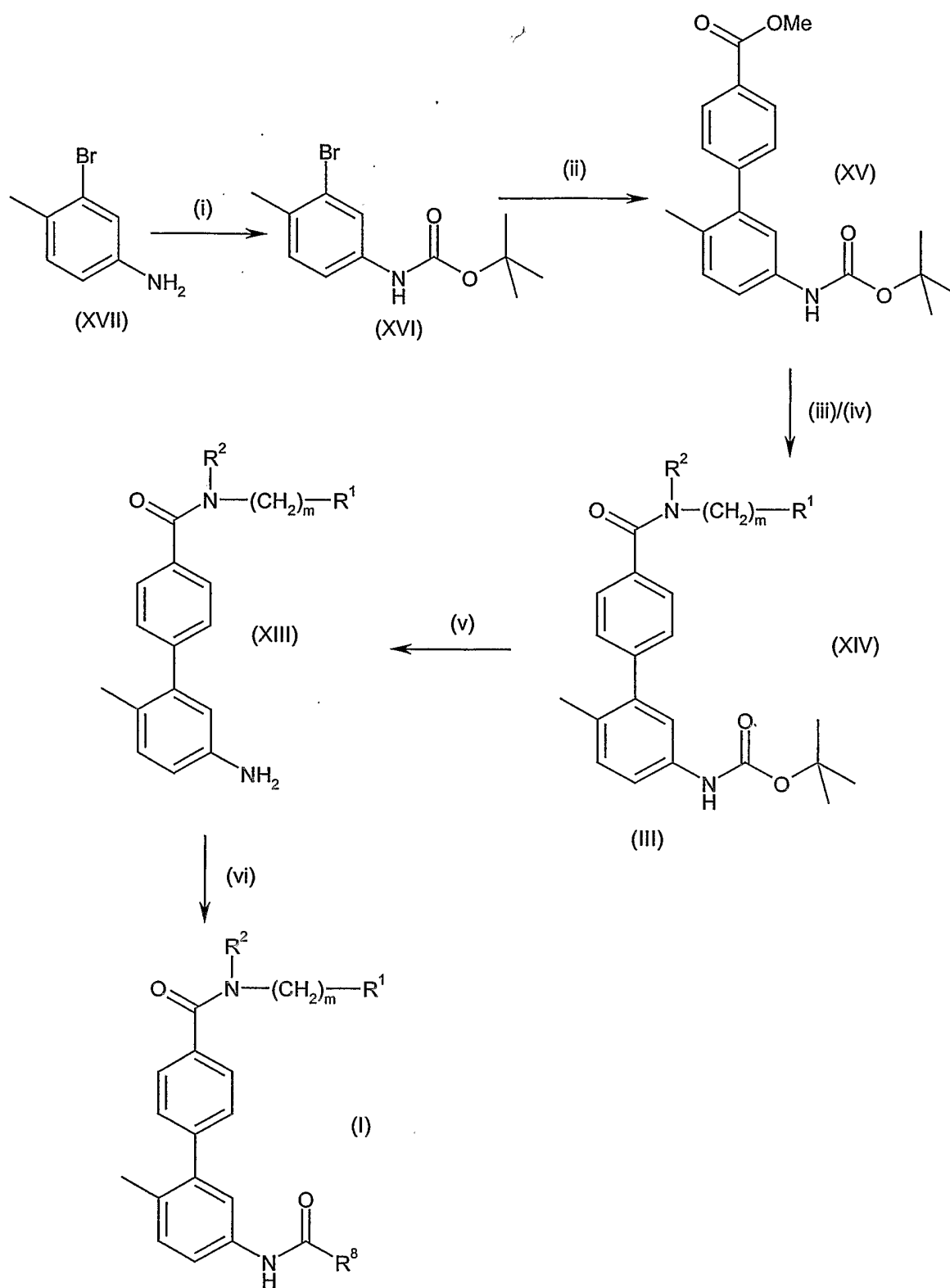
For example, a general method (C) for preparing the compounds of Formula (I) comprises the reactions set out in Scheme 3 below.



Scheme 3

- 5
- (ii) $(\text{COCl})_2$, CHCl_3
 - (iii) R^7NH_2
 - (iv) NaOH , MeOH , H_2O
 - (v) 1-methylsulphonylbenzotriazole, Et_3N , THF, DMF
 - (vi) $\text{R}^1(\text{CH}_2)_m\text{NR}^2\text{H}$, THF

For example, a general method (D) for preparing the compounds of Formula (I) comprises the reactions set out in Scheme 4 below.



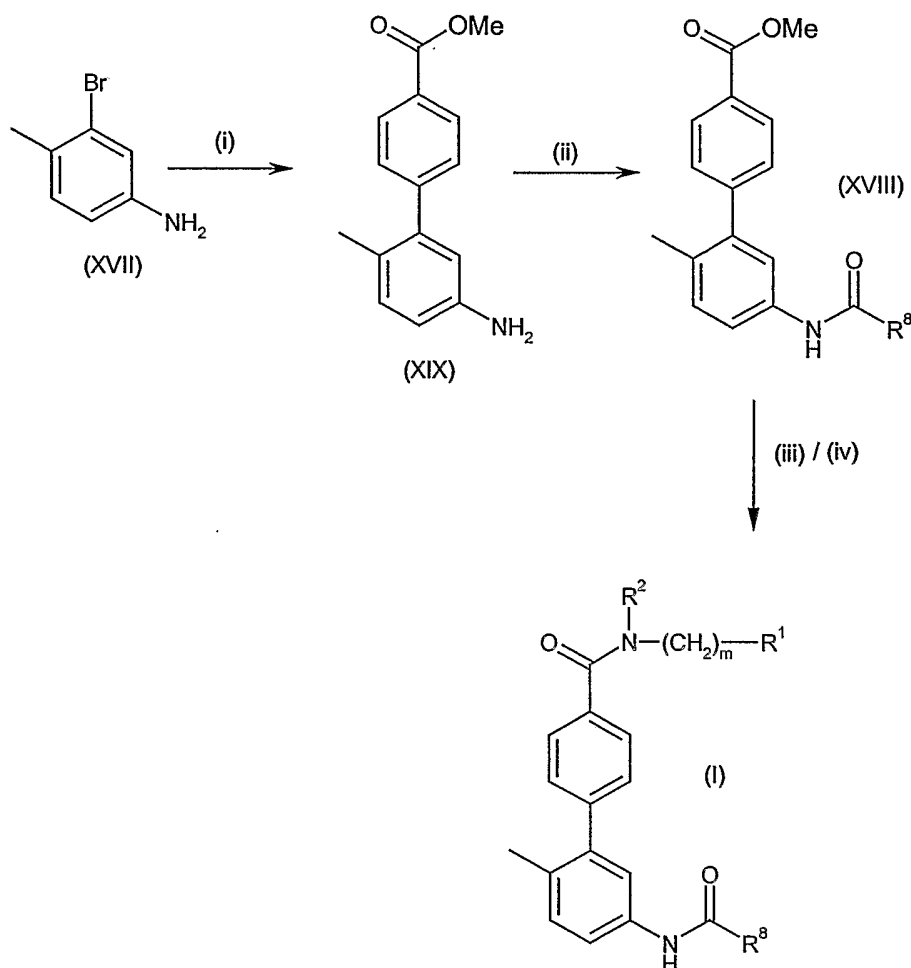
Scheme 4

- (i) Di-*t*-butyldicarbonate, Et₃N, DCM
 (ii) (4-Methoxycarbonylphenyl)boronic acid, (Ph₃P)₄Pd, CsCO₃, DME

- (iii) LiOH, THF, H₂O
- (iv) R¹(CH₂)_mNR²H, HATU, DIPEA, THF
- (v) TFA, DCM
- (vi) R⁸COOH, HATU, DIPEA, DMF

5

For example, a general method (E) for preparing the compounds of Formula (I) comprises the reactions set out in Scheme 5 below.



10

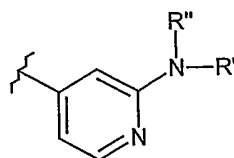
Scheme 5

- (i) (4-Methoxycarbonylphenyl)boronic acid, (Ph₃P)₄Pd, CsCO₃, DME
- (ii) R⁸COOH, HATU, DIPEA, DMF
- (iii) LiOH, THF, H₂O
- (iv) R¹(CH₂)_mNR²H, HATU, DIPEA, THF

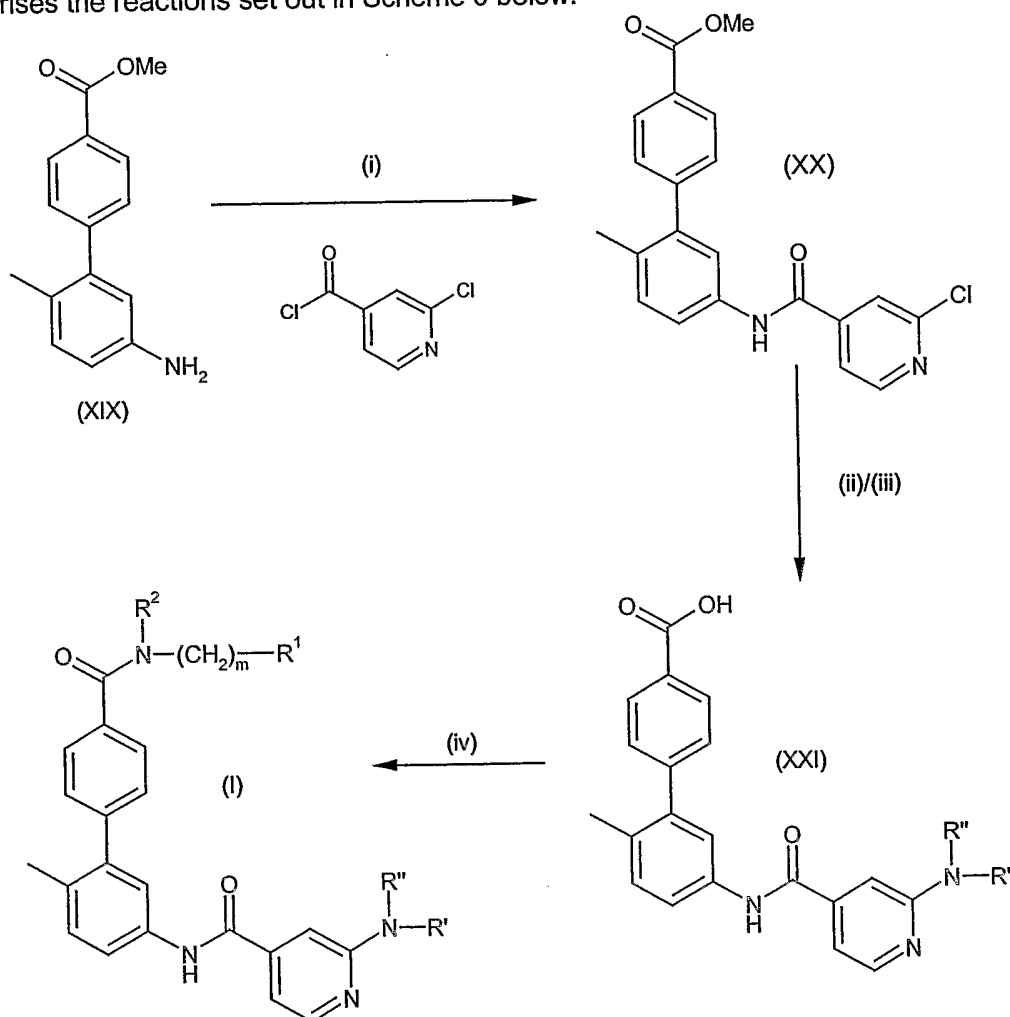
15

For example, a general method (F) for preparing the compounds of Formula (I) wherein R⁸ is

20



comprises the reactions set out in Scheme 6 below.



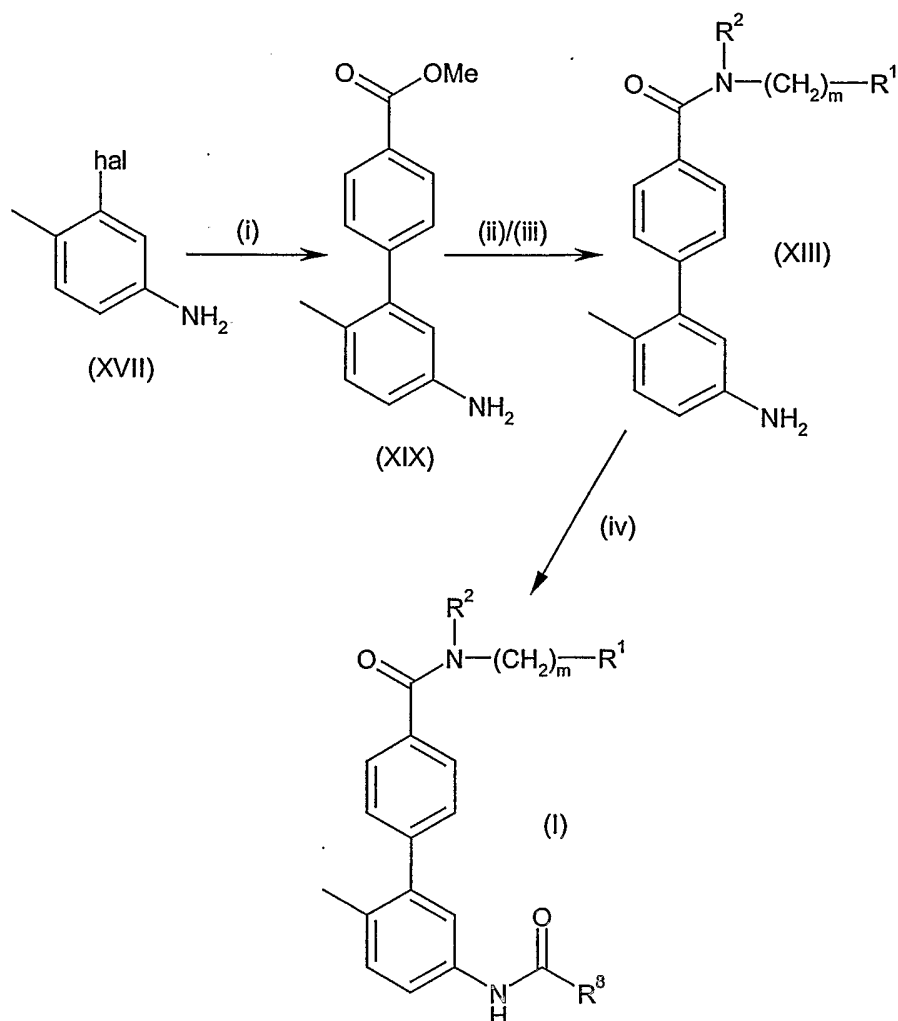
5

Scheme 6

- (i) Et_3N , DCM
 (ii) LiOH , THF, H_2O
 (iii) $\text{R}'\text{R}''\text{NH}$
 (iv) $\text{R}^1(\text{CH}_2)_m\text{NR}^2\text{H}$, HATU, DIPEA, THF

10

For example, a general method (G) for preparing the compounds of Formula (I) comprises the reactions set out in Scheme 7 below.

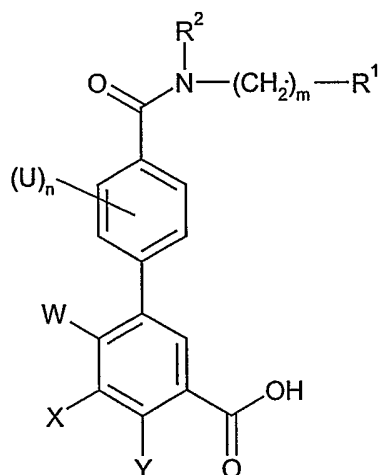


Scheme 7

- (i) (4-Methoxycarbonylphenyl)boronic acid, $(\text{Ph}_3\text{P})_4\text{Pd}$, CsCO_3 , DME
- (ii) LiOH , THF, H_2O
- (iii) $\text{R}^1(\text{CH}_2)_m\text{NR}^2\text{H}$, HATU, DIPEA, THF
- (iv) R^8COCl , Et_3N , DCM

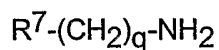
Thus, according to the invention there is provided a process for preparing a compound of formula (I) which comprises:

- (a) reacting a compound of formula (XXII)



(XXII)

wherein R^1 , R^2 , U, W, X, Y, m and n are as defined above,
 5 with a compound of formula (XXIII)

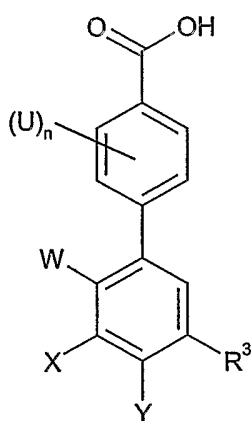


(XXIII)

wherein R^7 and q are as defined above,

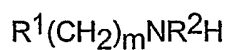
10 under amide forming conditions (if desired, the acid compound (XXII) may be converted to an activated form of the acid, for example the acid chloride, by treatment with, for example, oxalyl chloride, and then the activated acid thus formed reacted with the amine compound (XXIII));

15 (b) reacting a compound of formula (XXIV)



(XXIV)

20 wherein R^3 , U, W, X, Y and n are as defined above,
 with a compound of formula (XXV)

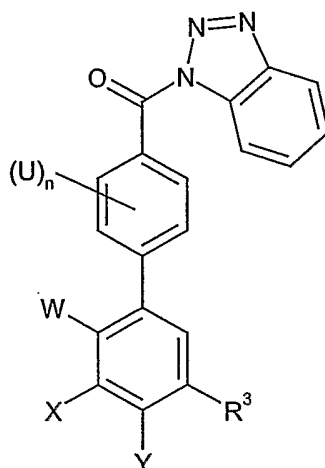


(XXV)

wherein R^1 , R^2 and m are as defined above,
under amide forming conditions;

5

(c) reacting a compound of formula (XXVI)



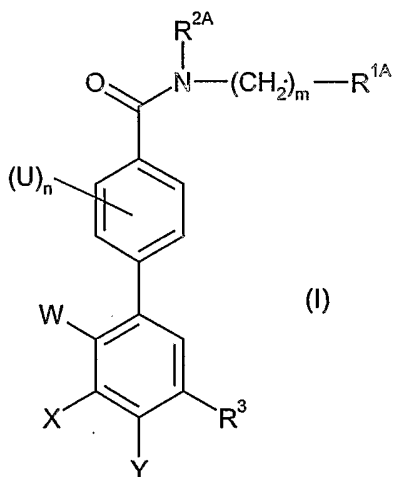
(XXVI)

10

wherein R^3 , U, W, X, Y and n are as defined above,
with a compound of formula (XXV) as defined above;

(d) functional group conversion of a compound of formula (XXVII)

15



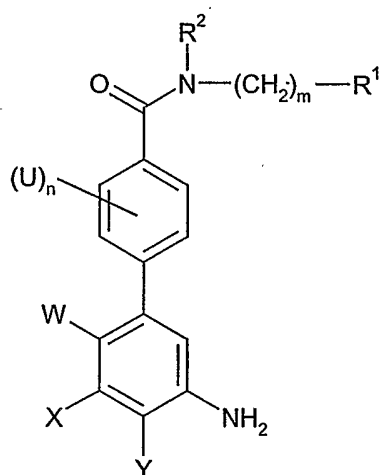
(I)

(XVII)

20

wherein R^3 , U, W, X, Y and n are as defined above and R^{1A} and R^{2A} are R^1 and R^2 as defined above or groups convertible to R^1 and R^2 ,
to give a compound of formula (I); or

(e) reacting a compound of formula (XXVIII)



5

(XXVIII)

wherein R^1 , R^2 , U, W, X, Y, m and n are as defined above,
with a compound of formula (XXIX)

10



(XXIX)

wherein R^8 is as defined above,

15

under amide forming conditions (if desired, the acid compound (XXIX) may be converted to an activated form of the acid, for example the acid chloride, and then the activated acid thus formed reacted with the amine compound (XXVIII)).

Suitable amide forming conditions are well known in the art and include treating a solution of the acid, in for example THF, with an amine in the presence of, for example, HOBT, HBTU and DIPEA.

20

Those skilled in the art will appreciate that in the preparation of the compound of the invention or a solvate thereof it may be necessary and/or desirable to protect one or more sensitive groups in the molecule to prevent undesirable side reactions. Suitable protecting groups for use according to the present invention are well known to those skilled in the art and may be used in a conventional manner. See, for example, "Protective groups in organic synthesis" by T.W. Greene and P.G.M. Wuts (John Wiley & sons 1991) or "Protecting Groups" by P.J. Kocienski (Georg Thieme Verlag 1994). Examples of suitable amino protecting groups include acyl type protecting groups (e.g. formyl, trifluoroacetyl, acetyl), aromatic urethane type protecting groups (e.g. benzyloxycarbonyl (Cbz) and substituted Cbz), aliphatic urethane protecting groups (e.g. 9-fluorenylmethoxycarbonyl (Fmoc), t-butyloxycarbonyl (Boc), isopropyloxycarbonyl, cyclohexyloxycarbonyl) and alkyl type protecting groups (e.g. benzyl, trityl, chlorotriyl). Examples of suitable oxygen protecting groups may include for example alky silyl

30

groups, such as trimethylsilyl or tert-butyldimethylsilyl; alkyl ethers such as tetrahydropyranyl or tert-butyl; or esters such as acetate.

Whilst it is possible for the compounds of the present invention to be administered as the raw chemical, the compounds of formula (I) and their pharmaceutically acceptable derivatives are conveniently administered in the form of pharmaceutical compositions eg when the agent is in admixture with a suitable pharmaceutical excipient, diluent and/or carrier selected with regard to the intended route of administration and standard pharmaceutical practice.

Thus, in another aspect of the invention, we provide a pharmaceutical composition comprising at least one compound of formula (I) or a pharmaceutically acceptable derivative thereof, in association with one or more pharmaceutically acceptable excipients, diluents and/or carriers. The excipient, diluent or carrier must be "acceptable" in the sense of being compatible with the other ingredients of the formulation and not deleterious to the recipient thereof.

According to a further aspect, the invention provides a pharmaceutical composition comprising, as active ingredient, at least one compound of the invention or a pharmaceutically acceptable derivative thereof, in association one or more pharmaceutically acceptable excipients, diluents and/or carriers for use in therapy, and in particular in the treatment of human or animal subjects suffering from a condition susceptible to amelioration by an inhibitor of p38 kinase.

The present invention also provides a pharmaceutical composition comprising a therapeutically effective amount of the compounds of the present invention and a pharmaceutically acceptable excipient, diluent and/or carrier (including combinations thereof).

There is further provided by the present invention a process of preparing a pharmaceutical composition, which process comprises mixing at least one compound of the invention or a pharmaceutically acceptable derivative thereof, together with a pharmaceutically acceptable excipient, diluent and/or carrier.

The pharmaceutical compositions may be for human or animal usage in human and veterinary medicine and will typically comprise any one or more of a pharmaceutically acceptable excipient, diluent or carrier. Acceptable carriers or diluents for therapeutic use are well known in the pharmaceutical art, and are described, for example, in Remington's Pharmaceutical Sciences, Mack Publishing Co. (A. R. Gennaro edit. 1985). The choice of pharmaceutical excipient, diluent or carrier can be selected with regard to the intended route of administration and standard pharmaceutical practice. The pharmaceutical compositions may comprise as – or in addition to – the excipient, diluent or carrier any suitable binder(s), lubricant(s), suspending agent(s), coating agent(s) and solubilising agent(s).

Preservatives, stabilisers, dyes and even flavouring agents may be provided in the pharmaceutical composition. Examples of preservatives include sodium benzoate, sorbic acid and esters of p-hydroxybenzoic acid. Antioxidants and suspending agents may be also used.

For some embodiments, the agents of the present invention may also be used in combination with a cyclodextrin. Cyclodextrins are known to form inclusion and non-inclusion complexes with drug molecules. Formation of a drug-cyclodextrin complex may modify the solubility, dissolution rate, bioavailability and/or stability property of a drug molecule. Drug-cyclodextrin complexes are generally useful for most dosage forms and administration routes. As an alternative to direct complexation with the drug the cyclodextrin may be used as an auxiliary additive, e. g. as a carrier, diluent or solubiliser. Alpha-, beta- and gamma-cyclodextrins are most commonly used and suitable examples are described in WO 91/11172, WO 94/02518 and WO 98/55148.

The compounds of the invention may be milled using known milling procedures such as wet milling to obtain a particle size appropriate for tablet formation and for other formulation types. Finely divided (nanoparticulate) preparations of the compounds of the invention may be prepared by processes known in the art, for example see WO 02/00196 (SmithKline Beecham).

There may be different composition/formulation requirements dependent on the different delivery systems. By way of example, the pharmaceutical composition of the present invention may be formulated to be delivered using a mini-pump or by a mucosal route, for example, as a nasal spray or aerosol for inhalation or ingestible solution, or parenterally in which the composition is formulated by an injectable form, for delivery, by, for example, an intravenous, intramuscular or subcutaneous route. Alternatively, the formulation may be designed to be delivered by both routes.

Where the agent is to be delivered mucosally through the gastrointestinal mucosa, it should be able to remain stable during transit through the gastrointestinal tract; for example, it should be resistant to proteolytic degradation, stable at acid pH and resistant to the detergent effects of bile.

Where appropriate, the pharmaceutical compositions can be administered by inhalation, in the form of a suppository or pessary, topically in the form of a lotion, solution, cream, ointment or dusting powder, by use of a skin patch, orally in the form of tablets containing excipients such as starch or lactose, or in capsules or ovules either alone or in admixture with excipients, or in the form of elixirs, solutions or suspensions containing flavouring or colouring agents, or they can be injected parenterally, for example intravenously, intramuscularly or subcutaneously. For parenteral administration, the compositions may be best used in the form of a sterile aqueous solution which may contain other substances, for example enough salts or monosaccharides to make the solution isotonic with blood. For buccal or sublingual administration the compositions may be administered in the form of tablets or lozenges which can be formulated in a conventional manner.

The routes for administration (delivery) include, but are not limited to, one or more of: oral (e. g. as a tablet, capsule, or as an ingestible solution), topical, mucosal (e. g. as a nasal spray or aerosol for inhalation), nasal, parenteral (e. g. by an injectable form), gastrointestinal, intraspinal, intraperitoneal, intramuscular, intravenous, intrauterine, intraocular, intradermal, intracranial, intratracheal, intravaginal,

intracerebroventricular, intracerebral, subcutaneous, ophthalmic (including intravitreal or intracameral), transdermal, rectal, buccal, epidural and sublingual. It is to be understood that not all of the compounds need be administered by the same route. Likewise, if the composition comprises more than one active component, then those components may be administered by different routes.

The compounds of formula (I) and their pharmaceutically acceptable salts and solvates may be formulated for administration in any suitable manner. They may, for example, be formulated for topical administration or administration by inhalation or, more preferably, for oral, transdermal or parenteral administration. The pharmaceutical composition may be in a form such that it can effect controlled release of the compounds of formula (I) and their pharmaceutically acceptable derivatives. In a preferred embodiment, the agents of the present invention are delivered systemically such as orally, buccally or sublingually. A particularly preferred method of administration, and corresponding formulation, is oral administration.

For oral administration, the pharmaceutical composition may take the form of, and be administered as, for example, tablets (including sub-lingual tablets) and capsules (each including timed release and sustained release formulations), ovules, pills, powders, granules, elixirs, tinctures, emulsions, solutions, syrups or suspensions prepared by conventional means with acceptable excipients for immediate-, delayed-, modified-, sustained-, pulsed- or controlled-release applications.

For instance, for oral administration in the form of a tablet or capsule, the active drug component can be combined with an oral, non-toxic pharmaceutically acceptable inert carrier such as ethanol, glycerol, water and the like. The tablets may also contain excipients such as microcrystalline cellulose, lactose, sodium citrate, calcium carbonate, dibasic calcium phosphate and glycine, disintegrants such as starch (preferably corn, potato or tapioca starch), sodium starch glycollate, croscarmellose sodium and certain complex silicates, and granulation binders such as polyvinylpyrrolidone, hydroxypropylmethylcellulose (HPMC), hydroxypropylcellulose (HPC), sucrose, gelatin and acacia. Additionally, lubricating agents such as magnesium stearate, stearic acid, glyceryl behenate and talc may be included.

Solid compositions of a similar type may also be employed as fillers in gelatin capsules. Preferred excipients in this regard include lactose, starch, a cellulose, milk sugar or high molecular weight polyethylene glycols. For aqueous suspensions and/or elixirs, the agent may be combined with various sweetening or flavouring agents, colouring matter or dyes, with emulsifying and/or suspending agents and with diluents such as water, ethanol, propylene glycol and glycerin, and combinations thereof.

Powders are prepared by comminuting the compound to a suitable fine size and mixing with a similarly comminuted pharmaceutical carrier such as an edible carbohydrate, as, for example, starch or mannitol. Flavoring, preservative, dispersing and coloring agent can also be present.

Capsules can be made by preparing a powder mixture as described above, and filling formed gelatin sheaths. Glidants and lubricants such as colloidal silica, talc,

magnesium stearate, calcium stearate or solid polyethylene glycol can be added to the powder mixture before the filling operation. A disintegrating or solubilizing agent such as agar-agar, calcium carbonate or sodium carbonate can also be added to improve the availability of the medicament when the capsule is ingested.

5 Moreover, when desired or necessary, suitable binders, lubricants, disintegrating agents and coloring agents can also be incorporated into the mixture. Suitable binders include starch, gelatin, natural sugars such as glucose or beta-lactose, corn sweeteners, natural and synthetic gums such as acacia, tragacanth or sodium alginate, carboxymethylcellulose, polyethylene glycol, waxes and the like. Lubricants
10 used in these dosage forms include sodium oleate, sodium stearate, magnesium stearate, sodium benzoate, sodium acetate, sodium chloride and the like. Disintegrators include, without limitation, starch, methyl cellulose, agar, bentonite, xanthan gum and the like.

 Tablets are formulated, for example, by preparing a powder mixture, granulating or slugging, adding a lubricant and disintegrant and pressing into tablets. A
15 powder mixture is prepared by mixing the compound, suitably comminuted, with a diluent or base as described above, and optionally, with a binder such as carboxymethylcellulose, an aliginate, gelatin, or polyvinyl pyrrolidone, a solution retardant such as paraffin, a resorption accelerator such as a quaternary salt and/or an absorption agent such as bentonite, kaolin or dicalcium phosphate. The powder mixture can be granulated by
20 wetting with a binder such as syrup, starch paste, acadia mucilage or solutions of cellulosic or polymeric materials and forcing through a screen. As an alternative to granulating, the powder mixture can be run through the tablet machine and the result is imperfectly formed slugs broken into granules. The granules can be lubricated to prevent sticking to the tablet forming dies by means of the addition of stearic acid, a stearate salt,
25 talc or mineral oil. The lubricated mixture is then compressed into tablets. The compounds of the present invention can also be combined with free flowing inert carrier and compressed into tablets directly without going through the granulating or slugging steps. A clear or opaque protective coating consisting of a sealing coat of shellac, a coating of sugar or polymeric material and a polish coating of wax can be provided.
30 Dyestuffs can be added to these coatings to distinguish different unit dosages.

 Oral fluids such as solution, syrups and elixirs can be prepared in dosage unit form so that a given quantity contains a predetermined amount of the compound. Syrups can be prepared by dissolving the compound in a suitably flavored aqueous solution, while elixirs are prepared through the use of a non-toxic alcoholic vehicle. Suspensions
35 can be formulated by dispersing the compound in a non-toxic vehicle. Solubilizers and emulsifiers such as ethoxylated isostearyl alcohols and polyoxy ethylene sorbitol ethers, preservatives, flavor additives such as peppermint oil or saccharin, and the like can also be added.

 Where appropriate, dosage unit formulations for oral administration can be
40 microencapsulated. The formulation can also be prepared to prolong or sustain the release as for example by coating or embedding particulate material in polymers, wax or the like.

The compounds of the present invention can also be administered in the form of liposome delivery systems, such as small unilamellar vesicles, large unilamellar vesicles and multilamellar vesicles. Liposomes can be formed from a variety of phospholipids, such as cholesterol, stearylamine or phosphatidylcholines.

5 The compounds of the present invention can also be administered in the form of liposome emulsion delivery systems, such as small unilamellar vesicles, large unilamellar vesicles and multilamellar vesicles. Liposomes can be formed from a variety of phospholipids, such as cholesterol, stearylamine or phosphatidylcholines.

10 Compounds of the present invention may also be delivered by the use of monoclonal antibodies as individual carriers to which the compound molecules are coupled. The compounds of the present invention may also be coupled with soluble polymers as targetable drug carriers. Such polymers can include polyvinylpyrrolidone, pyran copolymer, polyhydroxypropylmethacrylamide-phenol, polyhydroxyethylaspartamidephenol, or polyethyleneoxidepolylysine substituted with
15 palmitoyl residues. Furthermore, the compounds of the present invention may be coupled to a class of biodegradable polymers useful in achieving controlled release of a drug, for example, polylactic acid, polyepsilon caprolactone, polyhydroxy butyric acid, polyorthoesters, polyacetals, polydihydropyrans, polycyanoacrylates and cross-linked or amphipathic block copolymers of hydrogels.

20 The present invention includes pharmaceutical compositions containing 0.1 to 99.5%, more particularly, 0.5 to 90% of a compound of the formula (I) in combination with a pharmaceutically acceptable carrier.

25 Likewise, the composition may also be administered in nasal, ophthalmic, otic, rectal, topical, intravenous (both bolus and infusion), intraperitoneal, intraarticular, subcutaneous or intramuscular, inhalation or insufflation form, all using forms well known to those of ordinary skill in the pharmaceutical arts.

For transdermal administration, the pharmaceutical composition may be given in the form of a transdermal patch, such as a transdermal iontophoretic patch.

30 If the compound of the present invention is administered parenterally, then examples of such administration include one or more of: intravenously, intraarterially, intraperitoneally, intrathecally, intraventricularly, intraurethrally, intrasternally, intracranially, intramuscularly or subcutaneously administering the agent; and/or by using infusion techniques. For parenteral administration, the pharmaceutical composition may be given as an injection or a continuous infusion (e.g. intravenously, intravascularly or
35 subcutaneously). The compositions may take such forms as suspensions, solutions or emulsions in oily or aqueous vehicles and may contain formulatory agents such as suspending, stabilizing and/or dispersing agents. For administration by injection these may take the form of a unit dose presentation or as a multidose presentation preferably with an added preservative. Alternatively for parenteral administration the active
40 ingredient may be in powder form for reconstitution with a suitable vehicle. For parenteral administration, the compound is best used in the form of a sterile aqueous solution which may contain other substances, for example, enough salts or glucose to make the solution

isotonic with blood. The aqueous solutions should be suitably buffered (preferably to a pH of from 3 to 9), if necessary. The preparation of suitable parenteral formulations under sterile conditions is readily accomplished by standard pharmaceutical techniques well-known to those skilled in the art.

5 The compositions of the present invention may be administered by direct injection.

 The compounds of the invention may also be formulated as a depot preparation. Such long acting formulations may be administered by implantation (for example subcutaneously or intramuscularly) or by intramuscular injection. Thus, for
10 example, the compounds of the invention may be formulated with suitable polymeric or hydrophobic materials (for example as an emulsion in an acceptable oil) or ion exchange resins, or as sparingly soluble derivatives, for example, as a sparingly soluble salt.

 Alternatively the composition may be formulated for topical application, for example in the form of ointments, creams, lotions, eye ointments, eye drops, ear drops,
15 mouthwash, impregnated dressings and sutures and aerosols, and may contain appropriate conventional additives, including, for example, preservatives, solvents to assist drug penetration, and emollients in ointments and creams. Such topical formulations may also contain compatible conventional carriers, for example cream or ointment bases, and ethanol or oleyl alcohol for lotions. Such carriers may constitute from
20 about 1% to about 98% by weight of the formulation; more usually they will constitute up to about 80% by weight of the formulation.

 For application topically to the skin, the agent of the present invention can be formulated as a suitable ointment containing the active compound suspended or dissolved in, for example, a mixture with one or more of the following: mineral oil, liquid
25 petrolatum, white petrolatum, propylene glycol, polyoxyethylene polyoxypropylene compound, emulsifying wax and water.

 Alternatively, it can be formulated as a suitable lotion or cream, suspended or dissolved in, for example, a mixture of one or more of the following: mineral oil, sorbitan monostearate, a polyethylene glycol, liquid paraffin, polysorbate 60, cetyl esters wax,
30 cetearyl alcohol, 2-octyldodecanol, benzyl alcohol and water.

 For administration by inhalation the compounds according to the invention are conveniently delivered in the form of an aerosol spray presentation from pressurized packs or a nebulizer, with the use of a suitable propellant, e.g. dichlorodifluoromethane, trichlorofluoromethane, dichlorotetrafluoroethane, a hydrofluoroalkane such as
35 tetrafluoroethane or heptafluoropropane, carbon dioxide or other suitable gas. In the case of a pressurized aerosol the dosage unit may be determined by providing a valve to deliver a metered amount. Capsules and cartridges of e.g. gelatin for use in an inhaler or insufflator may be formulated containing a powder mix of a compound of the invention and a suitable powder base such as lactose or starch.

40 Alternatively, the compound of the present invention can be administered in the form of a suppository or pessary, or it may be applied topically in the form of a gel, hydrogel, lotion, solution, cream, ointment or dusting powder.

The compounds of the present invention may also be administered by the pulmonary or rectal routes. They may also be administered by the ocular route. For ophthalmic use, the compounds can be formulated as micronised suspensions in isotonic, pH adjusted, sterile saline, or, preferably, as solutions in isotonic, pH adjusted, sterile saline, optionally in combination with a preservative such as a benzylalkonium chloride. Alternatively, they may be formulated in an ointment such as petrolatum.

The pharmaceutical compositions generally are administered in an amount effective for treatment or prophylaxis of a specific condition or conditions. Initial dosing in humans is accompanied by clinical monitoring of symptoms, such symptoms for the selected condition. In general, the compositions are administered in an amount of active agent of at least about 100 µg/kg body weight. In most cases they will be administered in one or more doses in an amount not in excess of about 20 mg/kg body weight per day. Preferably, in most cases, dose is from about 100 µg/kg to about 5 mg/kg body weight, daily. For administration particularly to mammals, and particularly humans, it is expected that the daily dosage level of the active agent will be from 0.1 mg/kg to 10 mg/kg and typically around 1 mg/kg. It will be appreciated that optimum dosage will be determined by standard methods for each treatment modality and indication, taking into account the indication, its severity, route of administration, complicating conditions and the like. The physician in any event will determine the actual dosage which will be most suitable for an individual and will vary with the activity of the specific compound to be employed, the metabolic stability and length of action of that compound, age, weight, general health, sex, diet, mode and time of administration, rate of excretion, drug combination, severity of the particular condition and response of the particular individual. The effectiveness of a selected actual dose can readily be determined, for example, by measuring clinical symptoms or standard anti-inflammatory indicia after administration of the selected dose. The above dosages are exemplary of the average case. There can, of course, be individual instances where higher or lower dosage ranges are merited, and such are within the scope of this invention. For conditions or disease states as are treated by the present invention, maintaining consistent daily levels in a subject over an extended period of time, e.g., in a maintenance regime, can be particularly beneficial. For oral and parenteral administration to humans, the daily dosage level of the agent may be in single or divided doses.

In another aspect, the present invention provides a compound of formula (I) or a pharmaceutically acceptable derivative thereof, for use in therapy.

The compounds of the present invention are generally inhibitors of the serine/threonine kinase p38 and are therefore also inhibitors of cytokine production which is mediated by p38 kinase. Within the meaning of the term "inhibitors of the serine/threonine kinase p38" are included those compounds that interfere with the ability of p38 to transfer a phosphate group from ATP to a protein substrate according to the assay described below.

It will be appreciated that the compounds of the invention may be selective for one or more of the isoforms of p38, for example p38 α , p38 β , p38 γ and/or p38 δ . In one embodiment, the compounds of the invention selectively inhibit the p38 α isoform. In

another embodiment, the compounds of the invention selectively inhibit the p38 β isoform. In a further embodiment, the compounds of the invention selectively inhibit the p38 α and p38 β isoforms. Assays for determining the selectivity of compounds for the p38 isoforms are described in, for example, WO 99/61426, WO 00/71535 and WO 02/46158.

5 It is known that p38 kinase activity can be elevated (locally or throughout the body), p38 kinase can be incorrectly temporally active or expressed, p38 kinase can be expressed or active in an inappropriate location, p38 kinase can be constitutively expressed, or p38 kinase expression can be erratic; similarly, cytokine production mediated by p38 kinase activity can be occurring at inappropriate times, inappropriate
10 locations, or it can occur at detrimentally high levels.

Accordingly, the present invention provides a method for the treatment of a condition or disease state mediated by p38 kinase activity, or mediated by cytokines produced by the activity of p38 kinase, in a subject which comprises administering to said subject a therapeutically effective amount of a compound of formula (I) or a
15 pharmaceutically acceptable derivative thereof. The compound may be administered as a single or polymorphic crystalline form or forms, an amorphous form, a single enantiomer, a racemic mixture, a single stereoisomer, a mixture of stereoisomers, a single diastereoisomer or a mixture of diastereoisomers.

The present invention also provides a method of inhibiting cytokine production
20 which is mediated by p38 kinase activity in a subject, e.g. a human, which comprises administering to said subject in need of cytokine production inhibition a therapeutic, or cytokine-inhibiting, amount of a compound of the present invention. The compound may be administered as a single or polymorphic crystalline form or forms, an amorphous form, a single enantiomer, a racemic mixture, a single stereoisomer, a mixture of stereoisomers,
25 a single diastereoisomer or a mixture of diastereoisomers.

The present invention treats these conditions by providing a therapeutically effective amount of a compound of this invention. By "therapeutically effective amount" is meant a symptom-alleviating or symptom-reducing amount, a cytokine-reducing amount, a cytokine-inhibiting amount, a kinase-regulating amount and/or a kinase-inhibiting
30 amount of a compound. Such amounts can be readily determined by standard methods, such as by measuring cytokine levels or observing alleviation of clinical symptoms. For example, the clinician can monitor accepted measurement scores for anti-inflammatory treatments. It will be appreciated that reference to treatment includes acute treatment or prophylaxis as well as the alleviation of established symptoms.

35 The compounds of the present invention can be administered to any subject in need of inhibition or regulation of p38 kinase or in need of inhibition or regulation of p38 mediated cytokine production. In particular, the compounds may be administered to mammals. Such mammals can include, for example, horses, cows, sheep, pigs, mice, dogs, cats, primates such as chimpanzees, gorillas, rhesus monkeys, and, most
40 preferably, humans.

Thus, the present invention provides methods of treating or reducing symptoms in a human or animal subject suffering from, for example, rheumatoid arthritis,

osteoarthritis, asthma, psoriasis, eczema, allergic rhinitis, allergic conjunctivitis, adult respiratory distress syndrome, chronic pulmonary inflammation, chronic obstructive pulmonary disease, chronic heart failure, silicosis, endotoxemia, toxic shock syndrome, inflammatory bowel disease, tuberculosis, atherosclerosis, neurodegenerative disease, Alzheimer's disease, Parkinson's disease, Huntington's disease, amyotrophic lateral sclerosis, epilepsy, multiple sclerosis, aneurism, stroke, irritable bowel syndrome, muscle degeneration, bone resorption diseases, osteoporosis, diabetes, reperfusion injury, graft vs. host reaction, allograft rejections, sepsis, systemic cachexia, cachexia secondary to infection or malignancy, cachexia secondary to acquired immune deficiency syndrome (AIDS), malaria, leprosy, infectious arthritis, leishmaniasis, Lyme disease, glomerulonephritis, gout, psoriatic arthritis, Reiter's syndrome, traumatic arthritis, rubella arthritis, Crohn's disease, ulcerative colitis, acute synovitis, gouty arthritis, spondylitis, and non articular inflammatory conditions, for example, herniated/ruptured/prolapsed intervertebral disk syndrome, bursitis, tendonitis, tenosynovitis, fibromyalgic syndrome and other inflammatory conditions associated with ligamentous sprain and regional musculoskeletal strain, pain, for example that associated with inflammation and/or trauma, osteopetrosis, restenosis, thrombosis, angiogenesis, cancer including breast cancer, colon cancer, lung cancer or prostatic cancer, which comprises administering to said subject a therapeutically effective amount of a compound of formula (I) or a pharmaceutically acceptable derivative thereof.

A further aspect of the invention provides a method of treatment of a human or animal subject suffering from rheumatoid arthritis, asthma, psoriasis, chronic pulmonary inflammation, chronic obstructive pulmonary disease, chronic heart failure, systemic cachexia, glomerulonephritis, Crohn's disease, neurodegenerative disease, Alzheimer's disease, Parkinson's disease, epilepsy and cancer including breast cancer, colon cancer, lung cancer and prostatic cancer, which comprises administering to said subject a therapeutically effective amount of a compound of formula (I) or a pharmaceutically acceptable derivative thereof.

A further aspect of the invention provides a method of treatment of a human or animal subject suffering from rheumatoid arthritis, asthma, psoriasis, chronic pulmonary inflammation, chronic obstructive pulmonary disease, chronic heart failure, systemic cachexia, glomerulonephritis, Crohn's disease and cancer including breast cancer, colon cancer, lung cancer and prostatic cancer, which comprises administering to said subject a therapeutically effective amount of a compound of formula (I) or a pharmaceutically acceptable derivative thereof.

A further aspect of the invention provides a method of treatment of a human or animal subject suffering from rheumatoid arthritis, asthma, chronic pulmonary inflammation, chronic obstructive pulmonary disease, neurodegenerative disease, Alzheimer's disease, Parkinson's disease and epilepsy which comprises administering to said subject a therapeutically effective amount of a compound of formula (I) or a pharmaceutically acceptable derivative thereof.

A further aspect of the invention provides a method of treatment of a human or animal subject suffering from any type of pain including chronic pain, rapid onset of analgesis, neuromuscular pain, headache, cancer pain, acute and chronic inflammatory pain associated with osteoarthritis and rheumatoid arthritis, post operative inflammatory pain, neuropathic pain, diabetic neuropathy, trigeminal neuralgia, post-hepatic neuralgia, inflammatory neuropathies and migraine pain which comprises administering to said subject a therapeutically effective amount of a compound of formula (I) or a pharmaceutically acceptable derivative thereof.

A further aspect of the invention provides the use of a compound of formula (I), or a pharmaceutically acceptable derivative thereof, in the manufacture of a medicament for use in the treatment of a condition or disease state mediated by p38 kinase activity or mediated by cytokines produced by p38 kinase activity.

The compounds of formula (I) and their derivatives may be employed alone or in combination with other therapeutic agents for the treatment of the above-mentioned conditions. The invention thus provides, in a further aspect, a combination comprising a compound of the invention or a pharmaceutically acceptable derivative thereof together with a further therapeutic agent.

In particular, in rheumatoid arthritis therapy, combination with other chemotherapeutic or antibody agents is envisaged. Combination therapies according to the present invention thus comprise the administration of at least one compound of formula (I) or a pharmaceutically acceptable salt or solvate thereof and at least one other pharmaceutically active agent. The compound(s) of formula (I) or pharmaceutically acceptable salt(s) or solvate(s) thereof and the other pharmaceutically active agent(s) may be administered together or separately and, when administered separately, this may occur separately or sequentially in any order. The amounts of the compound(s) of formula (I) or pharmaceutically acceptable salt(s) or solvate(s) thereof and the other pharmaceutically active agent(s) and the relative timings of administration will be selected in order to achieve the desired combined therapeutic effect. Appropriate doses will be readily appreciated by those skilled in the art. It will be appreciated that the amount of a compound of the invention required for treatment will vary with the nature of the condition being treated and the age and condition of the patient and will ultimately be at the discretion of the attendant physician or veterinarian. Examples of other pharmaceutically active agents which may be employed in combination with compounds of formula (I) and their salts and solvates for rheumatoid arthritis therapy include: immunosuppressants such as amtolmetin guacil, mizoribine and rimexolone; anti-TNF α agents such as etanercept, infliximab, diacerein; tyrosine kinase inhibitors such as leflunomide; kallikrein antagonists such as subreum; interleukin 11 agonists such as oprelvekin; interferon beta 1 agonists; hyaluronic acid agonists such as NRD-101 (Aventis); interleukin 1 receptor antagonists such as anakinra; CD8 antagonists such as amiprilose hydrochloride; beta amyloid precursor protein antagonists such as reumacon; matrix metalloprotease inhibitors such as cipemastat and other disease modifying anti-rheumatic drugs (DMARDs) such as

methotrexate, sulphasalazine, cyclosporin A, hydroxychloroquine, auranofin, aurothioglucose, gold sodium thiomalate and penicillamine.

The combinations referred to above may conveniently be presented for use in the form of a pharmaceutical formulation and thus pharmaceutical formulations comprising a combination as defined above together with a pharmaceutically acceptable carrier or excipient comprise a further aspect of the invention.

The individual components of such combinations may be administered either sequentially or simultaneously in separate or combined pharmaceutical formulations by any convenient route.

When administration is sequential, either the compound of the invention or the second therapeutic agent may be administered first. When administration is simultaneous, the combination may be administered either in the same or different pharmaceutical composition.

When combined in the same formulation it will be appreciated that the two compounds must be stable and compatible with each other and the other components of the formulation. When formulated separately they may be provided in any convenient formulation, conveniently in such manner as are known for such compounds in the art.

EXAMPLES

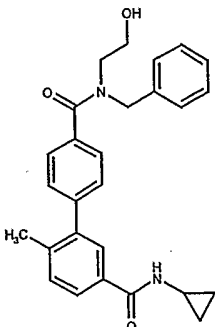
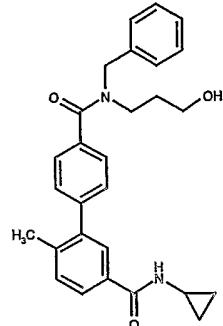
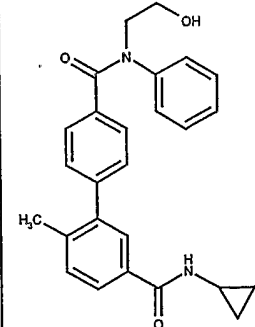
The following examples are illustrative embodiments of the invention, not limiting the scope of the invention in any way. Reagents are commercially available or are prepared according to procedures in the literature.

LCMS was conducted on a column (3.3cm x 4.6mm ID, 3µm ABZ+PLUS), at a Flow Rate of 3ml/min, Injection Volume of 5µl, at room temperature and UV Detection Range at 215 to 330nm.

General Method

A solution of the acid (50mg) in DMF (1ml) was treated with HATU (65mg) at room temperature. After 5 minutes this was added to a solution of the amine (0.17mmol) and HOBt (23mg) in DMF (1ml). DIPEA (87µl) was added. The reaction mixtures were left at room temperature for 16hrs, then concentrated *in vacuo*. The residues were dissolved in DCM (1ml) and each was loaded onto a 1gm aminopropyl SPE cartridge that had been pre-equilibrated with DCM. Residual sample was washed on with another portion of DCM (0.5ml), the cartridge was then eluted with DCM (2.5ml), chloroform (2.5ml), ethyl acetate (2.5ml), MeOH (2.5ml). The fractions containing product were isolated by evaporation.

Example	Amine	Retention Time (mins)	MH+
Example 1 N ^{4'} -benzyl-N ³ -cyclopropyl-N ^{4'} -	2-(benzylamino)ethanol	2.97	429

<p>(2-hydroxyethyl)-6-methyl-1,1'-biphenyl-3,4'-dicarboxamide</p> 			
<p>Example 2 N^{4'}-benzyl-N³-cyclopropyl-N^{4'}-(3-hydroxypropyl)-6-methyl-1,1'-biphenyl-3,4'-dicarboxamide</p> 	3-(benzylamino)-1-propanol	2.99	443
<p>Example 3 N³-cyclopropyl-N^{4'}-(2-hydroxyethyl)-6-methyl-N^{4'}-phenyl-1,1'-biphenyl-3,4'-dicarboxamide</p> 	2-(phenylamino)ethanol	3.61	415

Abbreviations

DCM Dichloromethane

DIPEA	N,N-Diisopropylethylamine
DMF	Dimethylformamide
HATU	O-(7-Azabenzotriazol-1-yl)-N,N,N',N'-tetramethyluronium hexafluorophosphate
5 HOBT	1-Hydroxybenzotriazole hydrate
SPE	Solid phase extraction

BIOLOGICAL EXAMPLES

- 10 The activity of compounds of formula (I) as p38 inhibitors may be determined by the following *in vitro* assays:

Fluorescence anisotropy kinase binding assay

- 15 The kinase enzyme, fluorescent ligand and a variable concentration of test compound are incubated together to reach thermodynamic equilibrium under conditions such that in the absence of test compound the fluorescent ligand is significantly (>50%) enzyme bound and in the presence of a sufficient concentration (>10x K_i) of a potent inhibitor the anisotropy of the unbound fluorescent ligand is measurably different from the bound
20 value.

- The concentration of kinase enzyme should preferably be $\geq 1 \times K_f$. The concentration of fluorescent ligand required will depend on the instrumentation used, and the fluorescent and physicochemical properties. The concentration used must be lower than the concentration of kinase enzyme, and preferably less than half the kinase enzyme
25 concentration. A typical protocol is:

 All components dissolved in Buffer of final composition 62.5 mM HEPES, pH 7.5, 1.25 mM CHAPS, 1.25 mM DTT, 12.5 mM $MgCl_2$ 3.3% DMSO.

 p38 Enzyme concentration: 12 nM

 Fluorescent ligand concentration: 5 nM

- 30 Test compound concentration: 0.1 nM - 100 μ M

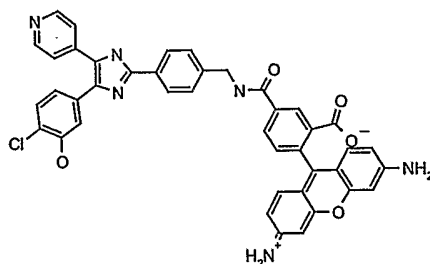
 Components incubated in 30 μ l final volume in NUNC 384 well black microtitre plate until equilibrium reached (5-30 mins)

 Fluorescence anisotropy read in LJL Acquest.

Definitions: K_i = dissociation constant for inhibitor binding

- 35 K_f = dissociation constant for fluorescent ligand binding

 The fluorescent ligand is the following compound:



which is derived from 5-[2-(4-aminomethylphenyl)-5-pyridin-4-yl-1H-imidazol-4-yl]-2-chlorophenol and rhodamine green.

5 **Results**

The compounds described in the Examples were tested as described above and had IC_{50} values of $<10 \mu M$.

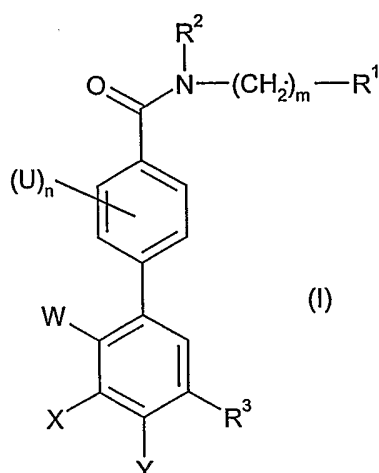
The application of which this description and claims forms part may be used as a basis for priority in respect of any subsequent application. The claims of such subsequent application may be directed to any feature or combination of features described herein. They may take the form of product, composition, process or use claims and may include, by way of example and without limitation, one or more of the following claims:

15

20

CLAIMS

1. A compound of formula (I):



wherein

R^1 is a phenyl group which may be optionally substituted;

R^2 is C_{1-6} alkyl substituted by one to three groups independently selected from OH, oxo, cyano, $-S(O)_pR^4$, halogen, C_{1-6} alkoxy, $-NR^5R^6$, $-CONR^5R^6$, $-NOR^5$, $-COOR^5$, $-SO_2NR^5R^6$, $-NHSO_2R^5$ and $-NHCONHR^5$;

R^3 is the group $-CO-NH-(CH_2)_q-R^7$ or $-NH-CO-R^8$;

R^4 is selected from hydrogen, C_{1-6} alkyl, heterocyclyl optionally substituted by C_{1-4} alkyl, and phenyl wherein the phenyl is optionally substituted by up to two groups independently selected from C_{1-6} alkoxy, C_{1-6} alkyl and halogen;

R^5 and R^6 are each independently selected from hydrogen and C_{1-6} alkyl;

when q is 0 to 2, R^7 is selected from hydrogen, C_{1-6} alkyl, $-C_{3-7}$ cycloalkyl, $-CONHR^9$, phenyl optionally substituted by R^{11} and/or R^{12} , heteroaryl optionally substituted by R^{11} and/or R^{12} and heterocyclyl optionally substituted by R^{11} and/or R^{12} , and

when q is 2, R^7 is additionally selected from C_{1-6} alkoxy, $NHCOR^9$, $NHCONHR^9$, NR^9R^{10} and OH;

R^8 is selected from hydrogen, C_{1-6} alkyl, C_{1-6} alkoxy, $-(CH_2)_r-C_{3-7}$ cycloalkyl, trifluoromethyl, $-(CH_2)_s$ phenyl optionally substituted by R^{13} and/or R^{14} , $-(CH_2)_s$ heteroaryl optionally substituted by R^{13} and/or R^{14} , $-(CH_2)_s$ heterocyclyl optionally substituted by R^{13} and/or R^{14} and $-(CH_2)_s$ fused bicyclyl optionally substituted by R^{13} and/or R^{14} ;

R^9 is selected from hydrogen, C_{1-6} alkyl and phenyl wherein the phenyl group is optionally substituted by up to two substituents selected from C_{1-6} alkyl and halogen,

R^{10} is selected from hydrogen and C_{1-6} alkyl, or

R^9 and R^{10} , together with the nitrogen atom to which they are bound, form a five- to six-membered heterocyclic or heteroaryl ring optionally containing one additional

heteroatom selected from oxygen, sulfur and nitrogen, wherein the ring may be substituted by up to two C₁₋₆alkyl groups;

R¹¹ is selected from C₁₋₆alkyl, C₁₋₆alkoxy, -CONR¹⁰R¹⁵, -NHCOR¹⁵, -SO₂NHR¹⁵, -NHSO₂R¹⁵, halogen, trifluoromethyl, -Z-(CH₂)_t-phenyl optionally substituted by one or more halogen atoms, -Z-(CH₂)_t-heterocyclyl or -Z-(CH₂)_t-heteroaryl wherein the heterocyclyl or heteroaryl group is optionally substituted by one or more substituents selected from C₁₋₆alkyl,

R¹² is selected from C₁₋₆alkyl and halogen, or

when R¹¹ and R¹² are adjacent to each other they may, together with the carbon atoms to which they are bound, form a five- or six-membered saturated or unsaturated ring to give a fused bicyclic ring system, wherein the ring that is formed R¹¹ and R¹² optionally contains one or two heteroatoms selected from oxygen, nitrogen and sulfur;

R¹³ is selected from C₁₋₆alkyl, C₁₋₆alkoxy, -(CH₂)_r-C₃₋₇cycloalkyl, -CONR¹⁶R¹⁷, -NHCOR¹⁷, -SO₂NHR¹⁶, -NHSO₂R¹⁷, halogen, -(CH₂)_kNR¹⁸R¹⁹, oxy, trifluoromethyl, phenyl optionally substituted by one or more R¹⁴ groups and heteroaryl wherein the heteroaryl is optionally substituted by one or more R¹⁴ groups,

R¹⁴ is selected from C₁₋₆alkyl, C₁₋₆alkoxy, halogen, trifluoromethyl and -NR¹⁸R¹⁹, or

R¹³ and R¹⁴, together with the carbon atoms to which they are bound, form a five- or six-membered saturated or unsaturated ring to give a fused bicyclic ring system, wherein the ring that is formed by R¹³ and R¹⁴ optionally contains one or two heteroatoms selected from oxygen, nitrogen and sulfur;

R¹⁵ is selected from hydrogen and C₁₋₆alkyl;

R¹⁶ is selected from hydrogen, C₁₋₆alkyl and phenyl wherein the phenyl group is optionally substituted by one or more R¹⁴ groups,

R¹⁷ is selected from hydrogen and C₁₋₆alkyl, or

R¹⁶ and R¹⁷, together with the nitrogen atom to which they are bound, form a five- to six-membered heterocyclic ring optionally containing one additional heteroatom selected from oxygen, sulfur and N-R²⁰, wherein the ring is optionally substituted by up to two C₁₋₆alkyl groups;

R¹⁸ is selected from hydrogen, C₁₋₆alkyl and -(CH₂)_r-C₃₋₇cycloalkyl optionally substituted by C₁₋₆alkyl,

R¹⁹ is selected from hydrogen and C₁₋₆alkyl, or

R¹⁸ and R¹⁹, together with the nitrogen atom to which they are bound, form a three- to seven-membered heterocyclic ring optionally containing one additional heteroatom selected from oxygen, sulfur and N-R²⁰, wherein the ring may contain up to one double bond and the ring is optionally substituted by one or more R²¹ groups;

R²⁰ is selected from hydrogen and methyl;

R²¹ is selected from C₁₋₆alkyl, oxy, -CH₂OC₁₋₆alkyl, trichloromethyl and -N(C₁₋₆alkyl)₂;

U is selected from methyl and halogen;

W is selected from methyl and chlorine;

X and Y are each selected independently from hydrogen, methyl and halogen;

Z is selected from -O- and a bond;

m is selected from 0, 1, 2, 3 and 4, and may be optionally substituted with up to two groups selected independently from C₁₋₆alkyl;

5 n, p, q, r and t are independently selected from 0, 1 and 2;

s is selected from 0 and 1; and

k is selected from 0, 1, 2 and 3;

or a pharmaceutically acceptable derivative thereof.

10 2. A compound according to claim 1 wherein R¹ is phenyl.

3. A compound according to claim 1 or claim 2 wherein R² is C₁₋₄alkyl substituted by one or two OH groups.

15 4. A compound according to any one of the preceding claims wherein m is 0 or 1.

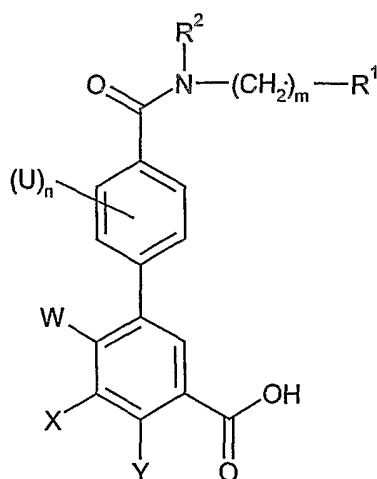
5. A compound according to any one of the preceding claims wherein R⁴ is -C₃₋₇cycloalkyl.

20 6. A compound according to claim 1 as defined in any one of Examples 1 to 3, or a pharmaceutically acceptable derivative thereof.

7. A process for preparing a compound according to any one of claims 1 to 6 which comprises:

25

(a) reacting a compound of formula (XXII)



(XXII)

30

wherein R¹, R², U, W, X, Y, m and n are as defined in claim 1,

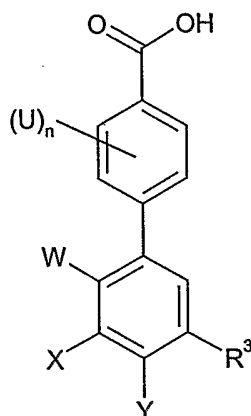
with a compound of formula (XXIII)



- 5 wherein R^7 and q are as defined in claim 1,
under amide forming conditions, optionally converting the acid compound (XXII) to an
activated form of the acid before reaction with the amine compound (XXIII);

(b) reacting a compound of formula (XXIV)

10



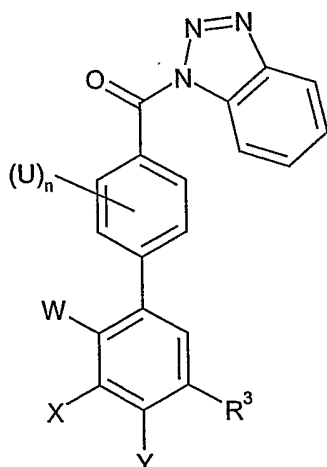
(XXIV)

- 15 wherein R^3 , U , W , X , Y and n are as defined in claim 1,
with a compound of formula (XXV)



- 20 wherein R^1 , R^2 and m are as defined in claim 1,
under amide forming conditions;

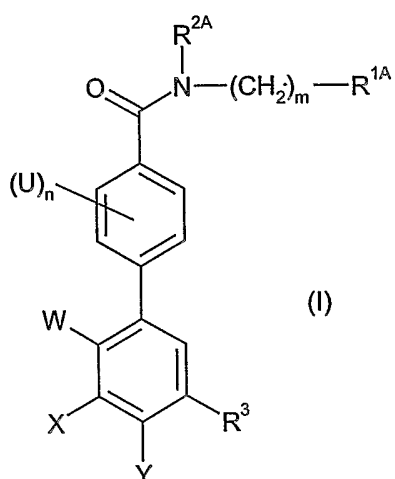
(c) reacting a compound of formula (XXVI)



(XXVI)

wherein R^3 , U, W, X, Y and n are as defined in claim 1,
 5 with a compound of formula (XXV) as defined above;

(d) functional group conversion of a compound of formula (XXVII)

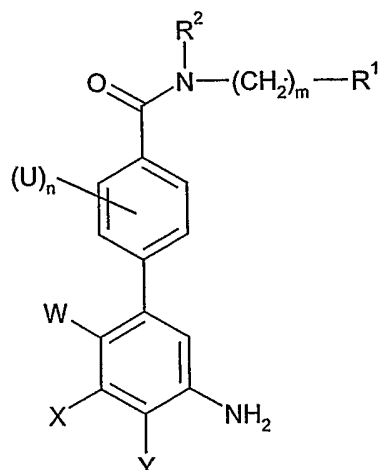


(I)

(XVIII)

wherein R^3 , U, W, X, Y and n are as defined in claim 1 and R^{1A} and R^{2A} are R^1 and R^2
 as defined in claim 1 or groups convertible to R^1 and R^2 ,
 to give a compound of formula (I); or

(e) reacting a compound of formula (XXVIII)



(XXVIII)

- 5 wherein R¹, R², U, W, X, Y, m and n are as defined in claim 1,
with a compound of formula (XXIX)



(XXIX)

- 10 wherein R⁸ is as defined in claim 1,
under amide forming conditions, optionally converting the acid compound (XXIX) to an
activated form of the acid before reaction with the amine compound (XXVIII).
8. A pharmaceutical composition comprising at least one compound according to
15 any one of claims 1 to 6 or a pharmaceutically derivative thereof, in association with one
or more pharmaceutically acceptable excipients, diluents and/or carriers
9. A method for treating a condition or disease state mediated by p38 kinase
activity or mediated by cytokines produced by the activity of p38 kinase comprising
20 administering to a patient in need thereof a compound according to any one of claims 1 to
6 or a pharmaceutically acceptable derivative thereof.
10. A compound according to any one of claims 1 to 6 or a pharmaceutically
acceptable derivative thereof for use in therapy.
- 25 11. Use of a compound according to any one of claims 1 to 6 or a
pharmaceutically acceptable derivative thereof in the manufacture of a medicament for
use in the treatment of a condition or disease state mediated by p38 kinase activity or
mediated by cytokines produced by the activity of p38 kinase.

INTERNATIONAL SEARCH REPORT

International Application No
PCT/EP2004/003769

A. CLASSIFICATION OF SUBJECT MATTER

IPC 7 C07C233/69 A61K31/165 A61P29/00

According to International Patent Classification (IPC) or to both national classification and IPC

B. FIELDS SEARCHED

Minimum documentation searched (classification system followed by classification symbols)

IPC 7 C07C

Documentation searched other than minimum documentation to the extent that such documents are included in the fields searched

Electronic data base consulted during the international search (name of data base and, where practical, search terms used)

EPO-Internal, CHEM ABS Data

C. DOCUMENTS CONSIDERED TO BE RELEVANT

Category *	Citation of document, with indication, where appropriate, of the relevant passages	Relevant to claim No.
A	WO 00/07980 A (BROWN GEORGE ROBERT ; ZENECA LTD (GB); BROWN DEARG SUTHERLAND (GB)) 17 February 2000 (2000-02-17) abstract; claims 1-11 -----	1,8,10, 11
A,P	WO 03/032970 A (ANGELL RICHARD MARTYN ; ASTON NICOLA MARY (GB); COCKERILL GEORGE STUAR) 24 April 2003 (2003-04-24) claims 1-14; examples 34,35 -----	1-8,10, 11
A	WO 99/59959 A (BROWN GEORGE ROBERT ; ZENECA LTD (GB); BROWN DEARG SUTHERLAND (GB)) 25 November 1999 (1999-11-25) abstract ----- -/--	1,8,10, 11



Further documents are listed in the continuation of box C.



Patent family members are listed in annex.

* Special categories of cited documents :

- *A* document defining the general state of the art which is not considered to be of particular relevance
- *E* earlier document but published on or after the international filing date
- *L* document which may throw doubts on priority claim(s) or which is cited to establish the publication date of another citation or other special reason (as specified)
- *O* document referring to an oral disclosure, use, exhibition or other means
- *P* document published prior to the international filing date but later than the priority date claimed

- *T* later document published after the international filing date or priority date and not in conflict with the application but cited to understand the principle or theory underlying the invention
- *X* document of particular relevance; the claimed invention cannot be considered novel or cannot be considered to involve an inventive step when the document is taken alone
- *Y* document of particular relevance; the claimed invention cannot be considered to involve an inventive step when the document is combined with one or more other such documents, such combination being obvious to a person skilled in the art.
- *&* document member of the same patent family

Date of the actual completion of the international search

25 August 2004

Date of mailing of the international search report

01/09/2004

Name and mailing address of the ISA

European Patent Office, P.B. 5818 Patentlaan 2
NL - 2280 HV Rijswijk
Tel. (+31-70) 340-2040, Tx. 31 651 epo nl,
Fax: (+31-70) 340-3016

Authorized officer

Rufet, J

INTERNATIONAL SEARCH REPORT

International Application No
PCT/EP2004/003769

C.(Continuation) DOCUMENTS CONSIDERED TO BE RELEVANT

Category °	Citation of document, with indication, where appropriate, of the relevant passages	Relevant to claim No.
A,P	WO 03/033457 A (ANGELL RICHARD MARTYN ; ASTON NICOLA MARY (GB); COCKERILL GEORGE STUAR) 24 April 2003 (2003-04-24) claims 1-14 -----	1-8,10, 11
A,P	WO 03/032980 A (ANGELL RICHARD MARTYN ; ASTON NICOLA MARY (GB); COCKERILL GEORGE STUAR) 24 April 2003 (2003-04-24) abstract -----	1-8,10, 11

INTERNATIONAL SEARCH REPORT

International application No.
PCT/EP2004/003769

Box II Observations where certain claims were found unsearchable (Continuation of item 2 of first sheet)

This International Search Report has not been established in respect of certain claims under Article 17(2)(a) for the following reasons:

1. ☒ Claims Nos.: **9**
because they relate to subject matter not required to be searched by this Authority, namely:
Although claim 9 is directed to a method of treatment of the human/animal body, the search has been carried out and based on the alleged effects of the compound/composition.
2. ☐ Claims Nos.:
because they relate to parts of the International Application that do not comply with the prescribed requirements to such an extent that no meaningful International Search can be carried out, specifically:
3. ☐ Claims Nos.:
because they are dependent claims and are not drafted in accordance with the second and third sentences of Rule 6.4(a).

Box III Observations where unity of invention is lacking (Continuation of item 3 of first sheet)

This International Searching Authority found multiple inventions in this international application, as follows:

1. ☐ As all required additional search fees were timely paid by the applicant, this International Search Report covers all searchable claims.
2. ☐ As all searchable claims could be searched without effort justifying an additional fee, this Authority did not invite payment of any additional fee.
3. ☐ As only some of the required additional search fees were timely paid by the applicant, this International Search Report covers only those claims for which fees were paid, specifically claims Nos.:
4. ☐ No required additional search fees were timely paid by the applicant. Consequently, this International Search Report is restricted to the invention first mentioned in the claims; it is covered by claims Nos.:

Remark on Protest

- ☐ The additional search fees were accompanied by the applicant's protest.
- ☐ No protest accompanied the payment of additional search fees.

INTERNATIONAL SEARCH REPORT

Information on patent family members

International Application No

PCT/EP2004/003769

Patent document cited in search report		Publication date	Patent family member(s)	Publication date
WO 0007980	A	17-02-2000	AT 221047 T	15-08-2002
			AU 756292 B2	09-01-2003
			AU 5179199 A	28-02-2000
			BR 9912726 A	02-05-2001
			CA 2337770 A1	17-02-2000
			CN 1330631 T	09-01-2002
			DE 69902277 D1	29-08-2002
			DE 69902277 T2	18-06-2003
			DK 1102743 T3	30-09-2002
			EP 1102743 A1	30-05-2001
			ES 2178895 T3	01-01-2003
			WO 0007980 A1	17-02-2000
			HK 1037608 A1	29-11-2002
			HU 0103366 A2	28-01-2002
			JP 2002522414 T	23-07-2002
			NO 20010533 A	30-03-2001
			NZ 509162 A	30-01-2004
			PL 345809 A1	02-01-2002
			PT 1102743 T	31-12-2002
			RU 2220951 C2	10-01-2004
			SK 1722001 A3	06-08-2001
			ZA 200100617 A	22-01-2002
WO 03032970	A	24-04-2003	WO 03032970 A1	24-04-2003
			EP 1435933 A1	14-07-2004
WO 9959959	A	25-11-1999	AU 749293 B2	20-06-2002
			AU 3939999 A	06-12-1999
			BR 9910474 A	02-01-2001
			CA 2328927 A1	25-11-1999
			CN 1300278 T	20-06-2001
			EP 1077931 A1	28-02-2001
			WO 9959959 A1	25-11-1999
			HU 0102295 A2	28-11-2001
			ID 26236 A	07-12-2000
			JP 2002515476 T	28-05-2002
			NO 20005767 A	14-11-2000
			NZ 507144 A	25-10-2002
			PL 344164 A1	08-10-2001
			RU 2215736 C2	10-11-2003
			SK 17182000 A3	10-05-2001
			TR 200003353 T2	20-04-2001
			US 2003212068 A1	13-11-2003
			US 6579872 B1	17-06-2003
			ZA 200006030 A	25-01-2002
WO 03033457	A	24-04-2003	WO 03033457 A1	24-04-2003
			EP 1448513 A1	25-08-2004
WO 03032980	A	24-04-2003	WO 03032980 A1	24-04-2003
			EP 1435942 A1	14-07-2004