

(19) World Intellectual Property Organization
International Bureau



(43) International Publication Date
31 December 2008 (31.12.2008)

PCT

(10) International Publication Number
WO 2009/000411 A1

(51) International Patent Classification:
C07D 231/56 (2006.01)

Sanofi-Aventis Deutschland GmbH, 65926 Frankfurt am Main (DE).

(21) International Application Number:
PCT/EP2008/004637

(74) Agent: **THEN, Johann**; c/o Sanofi-Aventis Deutschland GmbH, Patentabteilung, Industriepark Höchst, Geb. K 801, 65926 Frankfurt am Main (DE).

(22) International Filing Date: 11 June 2008 (11.06.2008)

(25) Filing Language: English

(26) Publication Language: English

(30) Priority Data:
07290799.1 26 June 2007 (26.06.2007) EP

(71) Applicant (for all designated States except US): **SANOFI-AVENTIS** [FR/FR]; 174 avenue de France, F-75013 Paris (FR).

(81) Designated States (unless otherwise indicated, for every kind of national protection available): AE, AG, AL, AM, AO, AT, AU, AZ, BA, BB, BG, BH, BR, BW, BY, BZ, CA, CH, CN, CO, CR, CU, CZ, DE, DK, DM, DO, DZ, EC, EE, EG, ES, FI, GB, GD, GE, GH, GM, GT, HN, HR, HU, ID, IL, IN, IS, JP, KE, KG, KM, KN, KP, KR, KZ, LA, LC, LK, LR, LS, LT, LU, LY, MA, MD, ME, MG, MK, MN, MW, MX, MY, MZ, NA, NG, NI, NO, NZ, OM, PG, PH, PL, PT, RO, RS, RU, SC, SD, SE, SG, SK, SL, SM, SV, SY, TJ, TM, TN, TR, TT, TZ, UA, UG, US, UZ, VC, VN, ZA, ZM, ZW.

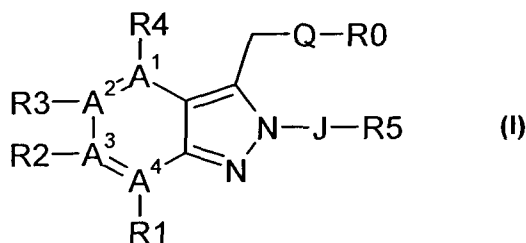
(72) Inventors; and

(75) Inventors/Applicants (for US only): **HALLAND, Nis** [DK/DE]; Sanofi-Aventis Deutschland GmbH, 65926 Frankfurt am Main (DE). **NAZARÉ, Marc** [DE/DE]; Sanofi-Aventis Deutschland GmbH, 65926 Frankfurt am Main (DE). **LINDENSCHMIDT, Andreas** [DE/DE]; Sanofi-Aventis Deutschland GmbH, 65926 Frankfurt am Main (DE). **ALONSO, Jorge** [ES/DE]; Sanofi-Aventis Deutschland GmbH, 65926 Frankfurt am Main (DE). **R'KYEK, Omar** [MA/MA]; Lalla Chafia Street 3, No. 2, Tangier (MA). **URMANN, Matthias** [DE/DE];

(84) Designated States (unless otherwise indicated, for every kind of regional protection available): ARIPO (BW, GH, GM, KE, LS, MW, MZ, NA, SD, SL, SZ, TZ, UG, ZM, ZW), Eurasian (AM, AZ, BY, KG, KZ, MD, RU, TJ, TM), European (AT, BE, BG, CH, CY, CZ, DE, DK, EE, ES, FI, FR, GB, GR, HR, HU, IE, IS, IT, LT, LU, LV, MC, MT, NL, NO, PL, PT, RO, SE, SI, SK, TR), OAPI (BF, BJ, CF, CG, CI, CM, GA, GN, GQ, GW, ML, MR, NE, SN, TD, TG).

Published:
— with international search report

(54) Title: A TRANSITION METAL CATALYZED SYNTHESIS OF 2H-INDAZOLES



(57) Abstract: The present invention relates to a process for the regioselective synthesis of compounds of the formula (I), wherein R0; R1; R2; R3; R4; R5; A1; A2; A3; A4; Q and J have the meanings indicated in the claims. The present invention provides a direct transition metal catalyzed process to a wide variety of multifunctional 2H-indazoles or 2H-azaindazoles of the formula (I) from 2-halo-phenylacetylenes or (2-sulfonato)phenylacetylenes and monosubstituted hydrazines, useful for the production of pharmaceuticals, diagnostic agents, liquid crystals, polymers, herbicides, fungicides, nematocides, parasiticides, insecticides,

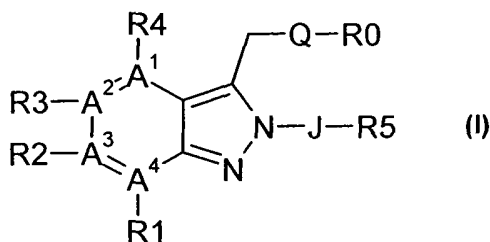
acaricides and arthropodocides.

WO 2009/000411 A1

A transition metal catalyzed synthesis of 2H-indazoles

Field of the Invention

- 5 The present invention relates to a process for the regioselective synthesis of compounds of the formula (I),



- 10 wherein R0, R1, R2, R3, R4, R5, A1, A2, A3, A4, Q and J have the meanings indicated below and are useful as intermediates for the preparation of valuable pharmaceutically active ingredients.

Background of the Invention

- 15 The present invention relates to a direct transition metal catalyzed process for the preparation of a variety of multifunctional substituted 2H-indazoles or substituted 2H-azaindazoles of the formula (I) from 2-halo-phenylacetylenes or (2-sulfonato)phenylacetylenes and monosubstituted hydrazines.

- 20 Indazoles display a wide variety of biological activities and can be regarded as important structures in pharmaceutical research. The ability of the indazole scaffold to mediate an interaction with a variety of biological targets, is well-documented by a number of reports on the observed biological activity, as well as by the fact that several indazole based compounds are in development or marketed as drugs demonstrating that this heterocycle can be an important element of a valuable pharmaceutically active ingredient. Some examples of biological activities include anti-inflammatory activity (R. J. Steffan, E. Matelan, M. A. Ashwell, W. J. Moore, W. R. Solvibile, E. Trybulski, C. C. Chadwick, S. Chippari, T. Kenney, A. Eckert, L. Borges-Marcucci, J. C. Keith, Z. Xu, L. Mosyak, D. C. Harnish *J. Med. Chem.* **2004**, *47*, 6435-38).
- 25

Of course the use of indazoles or azaindazoles is not limited to the above-mentioned pharmaceutical application. For example it is well known that indazoles can be useful in numerous other applications, for example as plant growth regulators (Y. Kamuro, K. Hirai *Chemical Regulation of Plants*, **1982**, 17, 65) or liquid crystals (C. Canlet, M. A. Khan, B. M. Fung, F. Roussel, P. Judeinstein, J.-P. Bayle *New. J. Chem.* **1999**, 23, 1223) among others.

Indazoles exist in 3 isomeric forms as 1H-, 2H- and 3H-indazoles depending on the substitution pattern of the heterocyclic ring and though a number of syntheses have been developed for the formation of 1H-indazoles, no general protocol for the synthesis of 2H- indazoles exist.

Known processes for preparing substituted 2H-indazoles or substituted 2H-aza-indazoles (J.J. Song, N.K. Yee, *Org. Lett.*, Vol. 2, No. 4, **2000**, 519-521; L. D. Shirtcliff, T. R. Weakley, M. M. Haley, F. Köhler, R. Herges *J. Org. Chem.*, **2004**, 69, 6979-85) by direct N-arylation or N-alkylation inevitably yielded a mixture of N(1) and N(2) regioisomers with poor selectivity. The few methods available so far are multi-step processes often affording low yields and regioselectivities with a restricted substrate range and thus a poor cost-effectiveness and therefore of limited use but suffer from the same limitations as the traditional procedures mentioned above.

Although numerous transition metal catalyzed protocols for the intermolecular cross-coupling between aryl halides and amides, amines, hydrazides and hydrazones have been reported, only three examples employing hydrazines exist. Buchwald *et al.* describes several examples of cross-coupling between monosubstituted, 1,1- and 1,2-disubstituted hydrazines with aryl bromides (S. L. Buchwald, S. Wagaw, O. Geis WO99/43643) using a palladium catalyst in toluene and tert-butoxide base to obtain the desired arylated hydrazines in moderate to good yields. A similar catalytic system was reported by Cacchi *et al.* for the cross-coupling of 1,1-dialkyl-substituted hydrazine-(LiCl₂)₂ adducts with aryl bromides in good yields (S. Cacchi, G. Fabrizi, A. Goggiamani, E. Licandro, S. Maiorana, D. Perdicchia *Org. Lett.* **2005**, 2, 1497-1500). Vasilevsky and Prikhodko have employed hydrazine in a cross-coupling reaction with (2-chloro-5-nitrophenyl)arylacetylenes to afford 1H-indazoles in good yields (T. A. Prikhodko, S. F. Vasilevsky *Russ. Chem. Bull. Int. Ed.*, **2001**, 50, 1268-1273). The reaction proceeds by a palladium catalyzed domino coupling-cyclization reaction and

the scope of the reaction is rather limited as only four examples were reported and only (2-chloro-5-nitrophenyl)arylacetylenes were employed. Furthermore, in the same communication Vasilevsky and Prikhodko also report a single example of the palladium catalyzed domino Sonogashira-cyclization reaction of 2-iodoarylhydrazine and 4-nitrophenyl-acetylene to afford 4-nitrobenzyl-1H-indazole in low yield. A single example of 2H-indazole formation in 30% yield by the same domino Sonogashira-cyclization reaction between N'-(2-iodophenyl)acetic hydrazide and 4-nitrophenylacetylene is also described in the report.

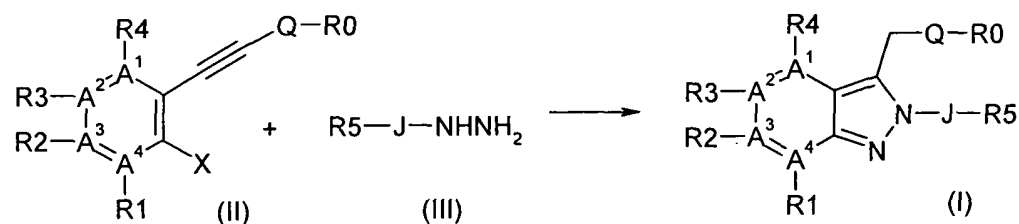
It has now been found that the disadvantages mentioned can be avoided by a direct, catalytic, mild, versatile and regioselective synthesis.

The object is achieved by starting from 2-halo-phenylacetylenes or (2-sulfonate)phenyl-acetylenes of formula II and monosubstituted hydrazines of formula III in the presence of a transition metal catalyst.

Summary of the invention

The present invention provides a direct transition metal catalyzed synthetic route to a wide variety of multifunctional substituted 2H-indazoles or substituted 2H-azaindazoles of formula I starting from 2-halo-phenylacetylenes or (2-sulfonate)phenylacetylenes of formula II and monosubstituted hydrazines of formula III.

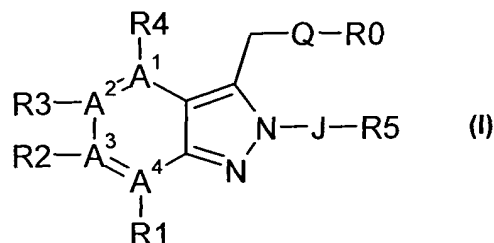
The advantages of the provided process are that it comprises a direct, catalytic, mild and versatile method for the synthesis of substituted 2H-indazoles or substituted 2H-azaindazoles. Since the multi-step reaction proceeds as a one-pot domino reaction sequence using only a single catalyst, the process is very time- and cost-effective as well as being environmentally benign. Furthermore, the reaction conditions are compatible with a broad range of functional groups and a large variety of starting materials ensuring the generality of the reaction.



Detailed description of the invention

The invention therefore relates to a process for obtaining the compound of the formula

I



5 and/or all stereoisomeric forms of the compound of formula I, and/or mixtures of these forms in any ratio, and/or a physiologically tolerated salt of the compound of formula I, wherein

A1, A2, A3 and A4 are independently from each other selected from a carbon or a nitrogen atom to form together with the two carbon atoms in formula I a stable aromatic or heteroaromatic ring;

10

Q is a covalent bond,

-(C₁-C₆)-alkylene, wherein alkylene is unsubstituted or mono-, di- or trisubstituted independently of one another by R14;

-(C₃-C₈)-cycloalkyl, wherein cycloalkyl is unsubstituted or mono-, di- or trisubstituted independently of one another by R14;

15

-(C₆-C₁₄)-aryl, wherein aryl is unsubstituted or mono-, di-, tri- or four times substituted independently of one another by R13;

-(C₁-C₄)-alkylene-O-(C₁-C₄)-alkylene,

-(C₁-C₄)-alkylene-O-; or

20

-(C₅-C₁₄)-heteroaryl, wherein heteroaryl is unsubstituted or mono-, di-, tri- or four times substituted independently of one another by R13;

J is a covalent bond,

-(C₁-C₆)-alkylene, wherein alkylene is unsubstituted or mono-, di- or trisubstituted independently of one another by R14;

25

-(C₃-C₈)-cycloalkyl, wherein cycloalkyl is unsubstituted or mono-, di- or trisubstituted independently of one another by R14;

-(C₆-C₁₄)-aryl, wherein aryl is unsubstituted or mono-, di-, tri- or four times

substituted independently of one another by R13; or

-(C₅-C₁₄)-heteroaryl, wherein heteroaryl is unsubstituted or mono-, di-, tri- or four times substituted independently of one another by R13;

R0, R1, R2, R3 and R4 are independent of one another identical or different and are

- 5 a) hydrogen atom,
b) -(C₁-C₄)-alkyl, wherein alkyl is unsubstituted or substituted one to three times by R13,
c) halogen,
d) phenoxy-, wherein phenoxy is unsubstituted or substituted one to
10 three times by R13,
e) -(C₁-C₃)-fluoroalkyl,
f) -N(R10)-(C₁-C₄)-alkyl, wherein alkyl is unsubstituted or substituted one to three times by R13,
g) -(C₆-C₁₄)-aryl, wherein aryl is unsubstituted or mono-, di-, tri- or four
15 times substituted independently of one another by R13,
h) -(C₅-C₁₄)-heteroaryl, wherein heteroaryl is unsubstituted or mono-, di-, tri- or four times substituted independently of one another by R13,
i) -(C₃-C₈)-cycloalkyl, wherein said cycloalkyl is unsubstituted or mono-, di-, tri- or four times substituted independently of one another by R13,
20 j) a 3- to 7-membered cyclic residue, containing 1, 2, 3 or 4 heteroatoms chosen from nitrogen, sulfur or oxygen, wherein said cyclic residue is unsubstituted or mono-, di-, tri- or four times substituted independently of one another by R13,
k) -O-CF₃,
25 l) -O-(C₁-C₄)-alkyl, wherein alkyl is unsubstituted or substituted one to three times by R13,
m) -NO₂,
n) -CN,
o) -OH,
30 p) -C(O)-R10,
q) -C(O)-O-R11,

- r) -C(O)-N(R11)-R12,
- s) -N(R11)-R12,
- t) -N(R10)-SO₂-R10,
- u) -S-R10,
- 5 v) -SO_n-R10, wherein n is 1 or 2,
- w) -SO₂-N(R11)-R12, or
- x) -O-SO₂-R13, or
- y) at least one of R1, R2, R3 or R4 are absent in case one or more of A1, A2, A3 or A4 are nitrogen atom, or

10 R1 and R2, R2 and R3 or R3 and R4 form together with the atoms which they are attached to a 5- or 8- membered ring, containing up to 0, 1, 2, 3 or 4 heteroatoms chosen from nitrogen, sulfur or oxygen, wherein said ring is unsubstituted or substituted one, two, three or four times by R14,

R5 is a) -(C₁-C₄)-alkyl, wherein alkyl is unsubstituted or substituted one to three

15 times by R13,

b) halogen,

c) phenoxy-, wherein phenoxy is unsubstituted or substituted one to three times by R13,

d) -(C₁-C₃)-fluoroalkyl,

20 e) -N(R10)-(C₁-C₄)-alkyl, wherein alkyl is unsubstituted or substituted one to three times by R13,

f) -(C₆-C₁₄)-aryl, wherein aryl is unsubstituted or mono-, di-, tri- or four times substituted independently of one another by R13,

25 g) -(C₅-C₁₄)-heteroaryl, wherein heteroaryl is unsubstituted or mono-, di-, tri- or four times substituted independently of one another by R13,

h) -(C₃-C₈)-cycloalkyl, wherein said cycloalkyl is unsubstituted or mono-, di-, tri- or four times substituted independently of one another by R13,

30 i) a 3- to 7-membered cyclic residue, containing 1, 2, 3 or 4 heteroatoms chosen from nitrogen, sulfur or oxygen, wherein said cyclic residue is unsubstituted or mono-, di-, tri- or four times substituted independently of one another by R13,

- j) $-O-CF_3$,
- k) $-O-(C_1-C_4)$ -alkyl, wherein alkyl is unsubstituted or substituted one to three times by R13,
- l) $-NO_2$,
- 5 m) $-CN$,
- n) $-OH$,
- o) $-C(O)-R_{10}$,
- p) $-C(O)-O-R_{11}$,
- q) $-C(O)-N(R_{11})-R_{12}$,
- 10 r) $-N(R_{11})-R_{12}$,
- s) $-N(R_{10})-SO_2-R_{10}$,
- t) $-S-R_{10}$,
- u) $-SO_n-R_{10}$, wherein n is 1 or 2,
- v) $-SO_2-N(R_{11})-R_{12}$, or
- 15 w) $-O-SO_2-R_{13}$,

R10 is hydrogen atom, $-(C_1-C_3)$ -fluoroalkyl or $-(C_1-C_6)$ -alkyl,

R11 and R12 are independently of one another identical or different and are

- a) hydrogen atom,
- b) $-(C_1-C_6)$ -alkyl, wherein alkyl is unsubstituted or mono-, di- or
- 20 trisubstituted independently of one another by R13,
- c) $-(C_6-C_{14})$ -aryl-, wherein aryl is unsubstituted or mono-, di- or trisubstituted independently of one another by R13, or
- d) $-(C_5-C_{14})$ -heteroaryl, wherein heteroaryl is unsubstituted or mono-, di- or trisubstituted independently of one another by R13,

25 R13 is halogen, $-NO_2$, $-CN$, $=O$, $-OH$, $-(C_1-C_8)$ -alkyl, $-(C_1-C_8)$ -alkoxy, $-CF_3$, phenyloxy-, $-C(O)-R_{10}$, $-C(O)-O-R_{17}$, $-C(O)-N(R_{17})-R_{18}$, $-N(R_{17})-R_{18}$, $-N(R_{10})-SO_2-R_{10}$, $-S-R_{10}$, $-SO_n-R_{10}$, wherein n is 1 or 2, $-SO_2-N(R_{17})-R_{18}$, $-(C_6-C_{14})$ -aryl, wherein aryl is unsubstituted or mono-, di- or trisubstituted independently of one another by R14, $-(C_5-C_{14})$ -heteroaryl, wherein heteroaryl

30 is unsubstituted or mono-, di- or trisubstituted independently of one another by

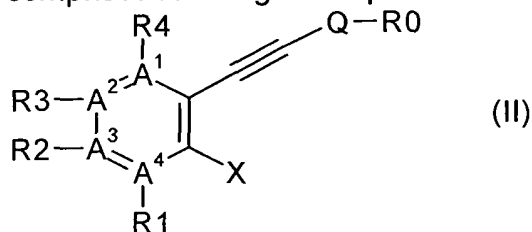
R14, -(C₃-C₈)-cycloalkyl, wherein said cycloalkyl is unsubstituted or mono-, di- or trisubstituted independently of one another by R14, or a 3- to 7-membered cyclic residue, containing up to 1, 2, 3 or 4 heteroatoms chosen from nitrogen, sulfur or oxygen, wherein said cyclic residue is unsubstituted or mono-, di- or trisubstituted independently of one another by R14,

R14 is halogen, -OH, =O, -CN, -CF₃, -(C₁-C₈)-alkyl, -(C₁-C₄)-alkoxy, -NO₂, -C(O)-OH, -N(R11)-R12, -C(O)-O-(C₁-C₄)-alkyl, -(C₁-C₈)-alkylsulfonyl, -C(O)-NH-(C₁-C₈)-alkyl, -C(O)-N[(C₁-C₈)-alkyl]₂, -C(O)-NH₂, -S-R10, -N(R10)-C(O)-NH-(C₁-C₈)-alkyl, or -N(R10)-C(O)-N[(C₁-C₈)-alkyl]₂,

R17 and R18 are independently of one another identical or different and are

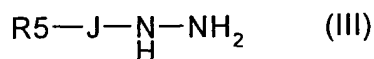
- hydrogen atom,
- (C₁-C₆)-alkyl,
- (C₆-C₁₄)-aryl- or
- (C₅-C₁₄)-heteroaryl,

said process comprises reacting a compound of formula II



wherein R0, R1, R2, R3, R4, A1, A2, A3, A4 and Q are as defined in formula I and X is Cl, Br, I, triflate, nonaflate, tosylate, alkyl sulfonate or aryl sulfonate,

with a compound of formula III or any salts thereof,



wherein J and R5 are as defined in formula I,

in the presence of a transition metal catalyst to give a compound of formula I and optionally the compound of formula I is converted to its physiologically tolerated salt.

25

2) The present invention also relates to a process for the preparation of a compound of formula I, wherein

A1, A2, A3 and A4 form together with the two carbon atoms in formula I a benzene, pyrazine, pyridazine, pyridine, pyrimidine, triazine or tetrazine,

Q is a covalent bond,

-(C₁-C₆)-alkylene, wherein alkylene is unsubstituted or mono-, di- or

5 trisubstituted independently of one another by R14;

-(C₃-C₆)-cycloalkyl, wherein cycloalkyl is unsubstituted or mono-, di- or

trisubstituted independently of one another by R14;

phenyl, wherein phenyl is unsubstituted or mono-, di-, tri- or four times substituted independently of one another by R13;

10 -(C₁-C₄)-alkylene-O-(C₁-C₄)-alkylene,

-(C₁-C₄)-alkylene-O-, or

-(C₅-C₁₄)-heteroaryl, wherein heteroaryl is selected from acridinyl, azaindole

(1H-pyrrolopyridinyl), azabenzimidazolyl, azaspirodecanyl, azepinyl, azetidinyl, benzimidazolyl, benzofuranyl, benzothiofuranyl, benzothiophenyl, benzoxazolyl,

15 benzthiazolyl, benztriazolyl, benztetrazolyl, benzisoxazolyl, benzisothiazolyl,

carbazolyl, 4aH-carbazolyl, carbolinyl, chromanyl, chromenyl, cinnolinyl,

decahydrochinolinyl, 4,5-dihydrooxazoliny, dioxazolyl, dioxazinyl, 1,3-

dioxolanyl, 1,3-dioxolenyl, 3,3-dioxo[1,3,4]oxathiazinyl, 6H-1,5,2-dithiazinyl,

dihydrofuro[2,3-b]-tetrahydrofuranyl, furanyl, furazanyl, imidazolidinyl,

20 imidazoliny, imidazolyl, indanyl, 1H-indazolyl, indolinyl, indoliziny, indolyl, 3H-

indolyl, isobenzofuranyl, isochromanyl, isoindazolyl, isoindolinyl, isoindolyl,

isoquinolinyl, isothiazolyl, isothiazolidinyl, isothiazolinyl, isoxazolyl, isoxazoliny,

isoxazolidinyl, 2-isoxazoliny, ketopiperazinyl, morpholinyl, naphthyridinyl,

octahydroisoquinolinyl, oxadiazolyl, 1,2,3-oxadiazolyl, 1,2,4-oxadiazolyl, 1,2,5-

25 oxadiazolyl, 1,3,4-oxadiazolyl, 1,2-oxa-thiepanyl, 1,2-oxathiolanyl, 1,4-

oxazepanyl, 1,4-oxazepinyl, 1,2-oxazinyl, 1,3-oxazinyl, 1,4-oxazinyl,

oxazolidinyl, oxazoliny, oxazolyl, oxetanyl, oxocanyl, phenanthridinyl,

phenanthrolinyl, phenazinyl, phenothiazinyl, phenoxathiinyl, phenoxazinyl,

phthalazinyl, piperazinyl, piperidinyl, pteridinyl, purinyl, pyranyl, pyrazinyl,

30 pyrazolidinyl, pyrazolinyl, pyrazolyl, pyrazolo[3,4-b]pyridine, pyridazinyl,

pyridooxazolyl, pyridoimidazolyl, pyridothiazolyl, pyridinyl, pyridyl, pyrimidinyl,

pyrrolidinyl, pyrrolidinonyl, pyrrolinyl, 2H-pyrrolyl, pyrrolyl, quinazoliny,

quinolinyl, 4H-quinoliziny, quinoxaliny, quinuclidiny, tetrahydrofurany,
tetrahydroisoquinolinyl, tetrahydroquinolinyl, tetrahydrofurany,
tetrahydropyrany, tetrahydropyridiny, tetrahydrothiophenyl, tetraziny, tetrazoly,
6H-1,2,5-thiadiaziny, 1,2,3-thiadiazoly, 1,2,4-thiadiazoly, 1,2,5-thiadiazoly,
5 1,3,4-thiadiazoly, thianthrenyl, 1,2-thiaziny, 1,3-thiaziny, 1,4-thiaziny, 1,3-
thiazoly, thiazoly, thiazolidiny, thiazoliny, thienyl, thietany, thienothiazoly,
thienooxazoly, thienoimidazoly, thietany, thiomorpholiny, thiophenoly,
thiophenyl, thiopyrany, 1,2,3-triaziny, 1,2,4-triaziny, 1,3,5-triaziny, 1,2,3-
triazoly, 1,2,3-triazoly, 1,2,4-triazoly, 1,2,5-triazoly, 1,3,4-triazoly and
10 xanthenyl, and wherein heteroaryl is unsubstituted or mono-, di-, tri- or four
times substituted independently of one another by R13;

J is a covalent bond,

-(C₁-C₆)-alkylene, wherein alkylene is unsubstituted or mono-, di- or
trisubstituted independently of one another by R14;

15 -(C₃-C₆)-cycloalkyl, wherein cycloalkyl is unsubstituted or mono-, di- or
trisubstituted independently of one another by R14;

phenyl, wherein phenyl is unsubstituted or mono-, di-, tri- or four times
substituted independently of one another by R13; or

-(C₅-C₁₄)-heteroaryl, wherein heteroaryl is as defined above and is

20 unsubstituted or mono-, di-, tri- or four times substituted independently of one
another by R13;

R0, R1, R2, R3 and R4 are independent of one another identical or different and are

a) hydrogen atom,

b) -(C₁-C₄)-alkyl, wherein alkyl is unsubstituted or substituted one, two or
25 three times by R13,

c) F, Cl or Br,

d) phenoxy-, wherein phenoxy is unsubstituted or substituted one, two or
three times by R13,

e) -(C₁-C₃)-fluoroalkyl,

30 f) -N(R10)-(C₁-C₄)-alkyl, wherein alkyl is unsubstituted or substituted one,
two or three times by R13,

- g) phenyl or naphthyl, wherein phenyl or naphthyl are unsubstituted or substituted one, two or three times by R13,
- h) $-(C_5-C_{14})$ -heteroaryl, wherein heteroaryl is as defined above and is unsubstituted or mono-, di-, tri- or four times substituted independently of one another by R13,
- 5 i) $-(C_3-C_8)$ -cycloalkyl, wherein said cycloalkyl is unsubstituted or mono-, di-, tri- or four times substituted independently of one another by R13,
- j) a 3- to 7-membered cyclic residue selected from azepine, azetidine, aziridine, azirine, 1,4 diazepane, 1,2-diazepine, 1,3-diazepine, 1,4-diazepine, diaziridine, diazirine, dioxazole, dioxazine, dioxole, 1,3-dioxolene, 1,3-dioxolane, furan, imidazole, imidazoline, imidazolidine, isothiazole, isothiazolidine, isothiazoline, isoxazole, isoxazoline, isoxazolidine, 2-isoxazoline, ketomorpholine, ketopiperazine, morpholine, 1,2-oxa-thiepane, 1,2-oxathiolane, 1,4-oxazepane, 1,2-oxazine, 1,3-oxazine, 1,4-oxazine, oxazole, oxaziridine, oxetan, oxirane, piperazine, piperidine, pyran, pyrazine, pyrazole, pyrazoline, pyrazolidine, pyridazine, pyridine, pyrimidine, pyrrole, pyrrolidine, pyrrolidinone, pyrroline, tetrahydrofuran, tetrahydropyran, tetrahydropyridine, tetrazine, tetrazole, thiadiazine thiadiazole, 1,2-thiazine, 1,3-thiazine, 1,4-thiazine, 1,3-thiazole, thiazole, thiazolidine, thiazoline, thienyl, thietan, thiomorpholine, thiopyran, 1,2,3-triazine, 1,2,4-triazine, 1,3,5-triazine, 1,2,3-triazole or 1,2,4-triazole, and is unsubstituted or mono-, di-, tri- or four times substituted independently of one another by R13,
- 10 15 20
- k) $-O-CF_3$,
- 25 l) $-O-(C_1-C_4)$ -alkyl, wherein alkyl is unsubstituted or substituted one, two or three times by R13,
- m) $-CN$,
- n) $-OH$,
- o) $-C(O)-R_{10}$
- 30 p) $-C(O)-O-R_{11}$,
- q) $-C(O)-N(R_{11})-R_{12}$,
- r) $-N(R_{11})-R_{12}$,

- s) -N(R10)-SO₂-R10,
t) -S-R10,
u) -SO_n-R10, wherein n is 1 or 2,
v) -SO₂-N(R11)-R12, or
5 w) -O-SO₂-R13, or
x) at least one of R1, R2, R3 or R4 are absent in case one or more of A1, A2, A3 or A4 are nitrogen atom,
R5 is a) -(C₁-C₄)-alkyl, wherein alkyl is unsubstituted or substituted one, two or three times by R13,
10 b) F, Cl or Br,
c) phenoxy-, wherein phenoxy is unsubstituted or substituted one, two or three times by R13,
d) -(C₁-C₃)-fluoroalkyl,
e) -N(R10)-(C₁-C₄)-alkyl, wherein alkyl is unsubstituted or substituted one,
15 two or three times by R13,
f) phenyl or naphthyl, wherein phenyl or naphthyl are unsubstituted or substituted one, two or three times by R13,
g) -(C₅-C₁₄)-heteroaryl, wherein heteroaryl is as defined above and is unsubstituted or mono-, di-, tri- or four times substituted independently of
20 one another by R13,
h) -(C₃-C₈)-cycloalkyl, wherein said cycloalkyl is unsubstituted or mono-, di-, tri- or four times substituted independently of one another by R13,
i) a 3- to 7-membered cyclic residue selected from azepine, azetidene, aziridine, azirine, 1,4 diazepane, 1,2-diazepine, 1,3-diazepine, 1,4-diazepine, diaziridine, diazirine, dioxazole, dioxazine, dioxole, 1,3-dioxolene, 1,3-dioxolane, furan, imidazole, imidazoline, imidazolidine, isothiazole, isothiazolidine, isothiazoline, isoxazole, isoxazoline, isoxazolidine, 2-isoxazoline, ketomorpholine, ketopiperazine, morpholine, 1,2-oxa-thiepane, 1,2-oxathiolane, 1,4-oxazepane, 1,2-oxazine, 1,3-oxazine, 1,4-oxazine, oxazole, oxaziridine, oxetan, oxirane, piperazine, piperidine, pyran, pyrazine, pyrazole, pyrazoline, pyrazolidine, pyridazine,
25
30

pyridine, pyrimidine, pyrrole, pyrrolidine, pyrrolidinone, pyrroline, tetrahydrofuran, tetrahydropyran, tetrahydropyridine, tetrazine, tetrazole, thiadiazine thiadiazole, 1,2-thiazine, 1,3-thiazine, 1,4-thiazine, 1,3-thiazole, thiazole, thiazolidine, thiazoline, thienyl, thietan, thiomorpholine, thiopyran, 1,2,3-triazine, 1,2,4-triazine, 1,3,5-triazine, 1,2,3-triazole or 1,2,4-triazole, and is unsubstituted or mono-, di-, tri- or four times substituted independently of one another by R13,

j) -O-CF₃,

k) -O-(C₁-C₄)-alkyl, wherein alkyl is unsubstituted or substituted one, two or three times by R13,

l) -CN,

m) -OH,

n) -C(O)-R10

o) -C(O)-O-R11,

p) -C(O)-N(R11)-R12,

q) -N(R11)-R12,

r) -N(R10)-SO₂-R10,

s) -S-R10,

t) -SO_n-R10, wherein n is 1 or 2,

u) -SO₂-N(R11)-R12, or

v) -O-SO₂-R13,

R10 is hydrogen atom, -(C₁-C₃)-fluoroalkyl or -(C₁-C₆)-alkyl,

R11 and R12 are independently of one another identical or different and are

a) hydrogen atom,

b) -(C₁-C₄)-alkyl, wherein alkyl is unsubstituted or mono-, di- or trisubstituted independently of one another by R13,

c) phenyl, wherein phenyl is unsubstituted or mono-, di- or trisubstituted independently of one another by R13,

d) -(C₅-C₁₄)-heteroaryl, wherein heteroaryl is as defined above and is

unsubstituted or mono-, di- or trisubstituted independently of one another by R13,

- R13 is F, Cl, -CN, =O, -OH, -(C₁-C₈)-alkyl, -(C₁-C₈)-alkoxy, -CF₃, phenyloxy, -C(O)-R10, -C(O)-O-R17, -C(O)-N(R17)-R18, -N(R17)-R18, -N(R10)-SO₂-R10, -S-R10, -SO_n-R10, wherein n is 1 or 2, -SO₂-N(R17)-R18, phenyl, wherein phenyl is unsubstituted or mono-, di- or trisubstituted independently of one another by R14, -(C₅-C₁₄)-heteroaryl, wherein heteroaryl is as defined above and is unsubstituted or mono-, di- or trisubstituted independently of one another by R14, -(C₃-C₆)-cycloalkyl, wherein said cycloalkyl is unsubstituted or mono-, di- or trisubstituted independently of one another by R14, or a 3- to 7-membered cyclic residue, which is as defined above and is unsubstituted or mono-, di- or trisubstituted independently of one another by R14,
- R14 is F, Cl, -OH, =O, -CN, -CF₃, -(C₁-C₈)-alkyl, -(C₁-C₄)-alkoxy, -C(O)-OH, -N(R11)-R12, -C(O)-O-(C₁-C₄)-alkyl, -(C₁-C₈)-alkylsulfonyl, -C(O)-NH₂, -C(O)-NH-(C₁-C₈)-alkyl, -C(O)-N[(C₁-C₈)-alkyl]₂, -S-R10, -N(R10)-C(O)-NH-(C₁-C₈)-alkyl or -N(R10)-C(O)-N[(C₁-C₈)-alkyl]₂,
- R17 and R18 are independently of one another identical or different and are
- hydrogen atom,
 - (C₁-C₄)-alkyl,
 - phenyl or
 - (C₅-C₁₄)-heteroaryl, wherein heteroaryl is as defined above, and
- X is Cl, Br, I, triflate, nonafate, tosylate, alkyl sulfonate or aryl sulfonate.
- 3) The present invention also relates to a process for the preparation of a compound of formula I, wherein A1, A2, A3 and A4 form together with the two carbon atoms in formula I a benzene or pyridine,
- Q is a covalent bond, -(C₁-C₆)-alkylene, -(C₃-C₆)-cycloalkyl, phenyl, wherein phenyl is unsubstituted or mono-, di-, tri- or four times substituted independently of one another by R13, -(C₁-C₄)-alkylene-O-(C₁-C₄)-alkylene,

-(C₁-C₄)-alkylene-O-; or

-(C₅-C₁₄)-heteroaryl, wherein heteroaryl is selected from pyridyl, quinoliny, tetrahydropyranyl and thienyl,

J is a covalent bond, -(C₁-C₆)-alkylene, -(C₃-C₆)-cycloalkyl, phenyl, naphthyl, or
5 -(C₅-C₁₄)-heteroaryl, wherein heteroaryl is as defined above,

R₀, R₁, R₂, R₃ and R₄ are independent of one another identical or different and are

a) hydrogen atom,

b) -(C₁-C₄)-alkyl, wherein alkyl is unsubstituted or substituted one, two or three times by R₁₃,

10 c) F, Cl or Br,

d) naphthyl, wherein naphthyl is unsubstituted or substituted one, two or three times by R₁₃,

e) phenyl, wherein phenyl is unsubstituted or substituted one, two or three times by R₁₃,

15 f) -(C₅-C₁₄)-heteroaryl, wherein heteroaryl is as defined above,

g) -(C₃-C₆)-cycloalkyl,

h) -O-(C₁-C₄)-alkyl,

i) -CN,

j) -OH,

20 k) -C(O)-R₁₀,

l) -C(O)-O-R₁₁,

m) -C(O)-N(R₁₁)-R₁₂,

n) -N(R₁₁)-R₁₂, or

p) -O-SO₂-R₁₃,

25 R₅ is a) -(C₁-C₄)-alkyl, wherein alkyl is unsubstituted or substituted one, two or three times by R₁₃,

b) F, Cl or Br,

c) naphthyl, wherein naphthyl is unsubstituted or substituted one, two or three times by R₁₃,

30 d) phenyl, wherein phenyl is unsubstituted or substituted one, two or three times by R₁₃,

- e) $-(C_5-C_{14})$ -heteroaryl, wherein heteroaryl is as defined above,
f) $-(C_3-C_6)$ -cycloalkyl,
g) $-O-(C_1-C_4)$ -alkyl,
h) $-CN$,
5 i) $-OH$,
j) $-C(O)-R_{10}$,
k) $-C(O)-O-R_{11}$,
l) $-C(O)-N(R_{11})-R_{12}$,
m) $-N(R_{11})-R_{12}$, or
10 n) $-O-SO_2-R_{13}$,

R₁₀ is hydrogen atom or $-(C_1-C_4)$ -alkyl,

R₁₁ and R₁₂ are independently of one another identical or different and are hydrogen atom or $-(C_1-C_4)$ -alkyl, wherein alkyl is unsubstituted or mono-, di- or trisubstituted independently of one another by R₁₃,

15 R₁₃ is F, Cl, $-CN$, $-OH$, $-(C_1-C_4)$ -alkoxy, $-CF_3$ or phenyl, wherein phenyl is unsubstituted or mono-, di- or trisubstituted independently of one another by R₁₄,

R₁₄ is F, Cl, $-OH$, $-CN$, $-CF_3$, $-(C_1-C_4)$ -alkyl or $-(C_1-C_4)$ -alkoxy, and

X is Cl, Br, I or tosylate.

20

The reaction can be performed in a broad range of protic or aprotic solvents, including polar aprotic solvents, or even in some cases without a solvent. Examples of said solvents are: tert-butanol, benzene, toluene, xylene, mesitylene, acetonitrile, propionitrile, tetrahydrofuran, 2-methyl-tetrahydrofuran, N,N-dimethylformamide, N-
25 methylpyrrolidinone, N,N-dimethylacetamide, dimethylsulfoxide, 1,2-dimethoxyethane, tert-butylmethylether, triethylamine, diisopropylethylamine or pyridine. Preferred is N,N-dimethylacetamide, N,N-dimethylformamide, N-methylpyrrolidinone. Most preferred is N,N-dimethylformamide.

30

Useful bases for the process of the present invention is a basic organic or inorganic compound that acts as proton acceptor without inhibiting the catalytic activity of the

employed transition metal catalyst. Suitable classes of such bases are for example carbonates, phosphates, alkoxides, hydroxides, amides, hydrides with a suitable metal as counter ion, or an alkali metal. Carbonates and phosphates are the preferred bases in the process of the present invention. Potassium carbonate or potassium phosphate and in particular cesium carbonate are the preferred bases. The bases can be used in pure form or a mixture of several bases can be used.

The bases are generally employed in moderate excess based on 2-halo-phenylacetylenes or (2-sulfonate)phenylacetylenes of formula II. A useful range is a 0.5 to 10 fold excess based on the 2-halo-phenylacetylenes or (2-sulfonate)phenylacetylenes of formula II. An even more useful range 1.1-2.0 fold excess based on the 2-halo-phenylacetylenes or (2-sulfonate)phenylacetylenes of formula II. The base may be favourably employed in a 1.4 fold excess based on the 2-halo-phenylacetylenes or (2-sulfonate)phenylacetylenes of formula II. In reactions where the hydrazine is employed as a salt, e.g. as a hydrochloride salt, one additional equivalent of base compared to the salt is added to the reaction mixture in order to generate the hydrazine *in situ*. Alternatively, the reaction can also be performed without a base if the hydrazine is used as the corresponding amide prepared by reaction of the hydrazine or hydrazine salt with a strong base.

The active form of the transition metal catalyst is not known. Therefore, the term "transition metal catalyst" in the present invention shall include any catalytic transition metal and/or catalyst precursor introduced into the reaction vessel and converted *in situ* into the active form, as well as the active form of the catalyst that promotes any part of the reaction. The transition metal catalyst can be used in any amount, but generally 0.00005-90 mol% would be employed. Preferred is the use of 0.01-20 mol%, and even more preferred is the use of 0.5-10 mol% and most preferably 1-5 mol% of the transition metal catalyst is employed.

Generally, any suitable transition metal catalyst that can mediate the reaction can be employed these include the elements of group 3-12 of the periodic table as well as the lanthanides. Preferred transition metals include platinum, palladium, nickel, gold, copper, iron, ruthenium, rhodium and iridium. Even more preferred are nickel and palladium and most preferred palladium. The transition metal catalyst can be soluble or

insoluble, and the particular source of the transition metal useful in this process can be, but are not limited to: Pd-halides, Pd-halide complexes, Ni-halides, Ni-halide complexes, Pd-phosphine complexes, Ni-phosphine complexes, Pd-alkene complexes, Ni-alkene complexes, Pd-alkanoates, Pd-alkanoate complexes, Pd-acetonates, Ni-alkanoates, Ni-alkanoate complexes, Ni-acetonates, Raney nickel, Pd/C or Ni/C, or polymer supported palladium or nickel species or a mixture thereof. Representative examples include, but are not limited to: palladium (II) chloride, palladium (II) bromide, palladium (II) iodide, tris(dibenzylideneacetone)dipalladium(0), palladium (II) acetate, palladium (II) trifluoroacetate, tris(dibenzylideneacetone)dipalladium(0) chloroform adduct, bis(dibenzylideneacetone)palladium (0), bis(triphenylphosphine)palladium (II) chloride, tetrakis(triphenylphosphine)palladium (0), nickel (II) chloride, nickel (II) bromide, nickel (II) iodide, Ni(acac)₂, Ni(1,5-cyclooctadiene)₂, acetato(2'-di-tert-butylphosphino-1,1'-biphenyl-2-yl)palladium(II), (1,2-Bis(diphenylphosphino)ethane)dichloropalladium(II), Bis[1,2-bis(diphenylphosphino)ethane]palladium (0), [(2S,3S)-Bis(diphenylphosphino)butane] [eta3-allyl]palladium(II) perchlorate, 1,3-bis(2,4,6-trimethylphenyl)imidazol-2-ylidene(1,4-naphthoquinone)palladium (0) dimer, 2,2'-bis(diphenylphosphino)-1,1'-binaphthylpalladium(II) chloride.

The preferred transition metal sources are palladium (II) chloride, palladium (II) bromide, palladium (II) iodide, tris(dibenzylideneacetone)dipalladium(0), palladium (II) acetate, palladium (II) trifluoroacetate, tris(dibenzylideneacetone)dipalladium(0) chloroform adduct, bis(dibenzylideneacetone)palladium (0), bis(triphenylphosphine)palladium (II) chloride, tetrakis(triphenylphosphine)palladium (0), and even more preferred are palladium (II) chloride, palladium (II) bromide, palladium (II) iodide, tris(dibenzylideneacetone)dipalladium(0). The most preferred palladium sources being palladium (II) chloride and tris(dibenzylideneacetone)dipalladium(0).

The group of ligands useful in this process may be chelating or non-chelating and may include alkyl or aryl phosphines or hybrids thereof e.g. dicyclohexylphenylphosphine, or aryl or alkyl diphosphines or hybrids thereof, diamines, imines, heterocyclic carbenes or hybrids thereof.

The ligand can be used in its free form or as a salt, e.g. the hydrochloride or tetrafluoroborate salt.

By way of example only, the ligand can be selected from the following compounds, but are not limited to: tri-*tert*-butylphosphine, tri-*tert*-butylphosphine tetrafluoroborate salt, tricyclohexylphosphine, dicyclohexylphenylphosphine, methyl-diphenylphosphine, dimethylphenylphosphine, trimethylphosphine, triethylphosphine, triphenylphosphine, 5 2-dicyclohexylphosphino-2',4',6'-triisopropyl-1,1'-biphenyl, 2,2'-bis(di-*tert*-butylphosphino)biphenyl, (+/-)-2,2'-bis(diphenylphosphino)-1,1'-binaphthalene, (9,9-dimethyl-9h-xanthene-4,5-diyl)bis[diphenyl phosphine], (*R*)-(-)-1-[(*S*)-2-(diphenylphosphino) ferrocenyl] ethyldicyclohexylphosphine, 1,2-bis(diphenylphosphino)ethane, 1,3-bis(diphenylphosphino)propane, (*R*)-(-)-1-[(*S*)-2-10 (dicyclohexylphosphino)ferrocenyl]-ethyl-di-*tert*-butylphosphine, (*R*)-(+)-1,1'-bis(diphenylphosphino)-2,2'-bis(*N,N*-diisopropylamido)ferrocene, (*S,S*)-1-[1-(di-*tert*-butylphosphino)ethyl]-2-(diphenylphosphino)ferrocene, (1*R*,2*R*)-(+)-1,2-diaminocyclohexane-*N,N'*-bis(2-diphenylphosphino-1-naphtoyl, (-)-1,2-bis((2*S*,5*S*)-2,5-diisopropylphospholano)-benzene, bis[(2-diphenylphosphino)phenyl]ether, (*S*)-(-)-2,2'-15 Bis(di-*para*-tolylphosphino)-1,1'-binaphthyl, 4,5-bis(bis(3,5-bis(trifluoromethyl)phenyl)-phosphino)-9,9-dimethylxanthene.

Preferred ligands are tri-*tert*-butylphosphine, tri-*tert*-butylphosphine tetrafluoroborate salt, tricyclohexylphosphine, 2-dicyclohexylphosphino-2',4',6'-triisopropyl-1,1'-biphenyl. More preferred ligands are tri-*tert*-butylphosphine, tri-*tert*-butylphosphine 20 tetrafluoroborate salt, and most preferred is tri-*tert*-butylphosphine tetrafluoroborate salt.

Most favourably tri-*tert*-butylphosphine or tri-*tert*-butylphosphine tetrafluoroborate are employed in particular in combination with a palladium source bearing no phosphine 25 itself, like e.g. palladium (II) chloride, palladium (II) bromide, palladium (II) iodide, or tris(dibenzylideneacetone)dipalladium(0).

The ligand can be used in any amount, but generally 0.00005-90 mol% would be employed. Preferred is the use of 0.01-40 mol%, and even more preferred is the use of 30 0.5-20 mol% and most preferably 1-10 mol% of the ligand is employed. The ratio of the ligand to the transition metal is generally about 1 to 20, preferably about 1-5 and most preferably 2.

The reaction step is usually carried out in the temperature range 0 °C to 300 °C, preferably between 25 °C to 150 °C, and most preferably between 80°C to 130°C. Usually the reaction is carried out under the exclusion of air and moisture such as
5 under an inert atmosphere like e.g. in an argon or nitrogen atmosphere at atmospheric pressure. The reaction time is normally in the range of 2 to 48 hours (h).

The progress of the reaction may be monitored by methods known to those skilled in the art, like for example thin layer silica gel chromatography, gas chromatography,
10 nuclear magnetic resonance, infrared spectroscopy, and high pressure liquid chromatography combined with ultraviolet detection or mass spectroscopy. Preferably thin layer silica gel chromatography and high pressure liquid chromatography (HPLC) combined with mass spectroscopy are used.

The isolation and purification procedures useful for the compounds obtained by the
15 process of the present invention are well-known to those skilled in the art, like for example filtration through a celite containing cartridge, aqueous work-up, extraction with organic solvents, distillation, crystallisation, chromatography on silica, and high pressure liquid chromatography on normal phase or reversed phase. Preferred methods include, but are not limited to those exemplified.

20 The term alkyl as used herein expressly includes saturated groups as well as unsaturated groups which latter groups contain one or more, for example one, two or three, double bonds and/or triple bonds. All these statements also apply if an alkyl group occurs as a substituent on another residue, for example in an alkyloxy residue,
25 an alkyloxycarbonyl residue or an arylalkyl residue. Examples of „-(C₁-C₈)-alkyl" or „-(C₁-C₈)-alkylene" are alkyl residues containing 1, 2, 3, 4, 5, 6, 7 or 8 carbon atoms are methyl, methylene, ethyl, ethylene, propyl, propylene, butyl, butylene, pentyl, pentylene, hexyl, heptyl or octyl, the n-isomers of all these residues, isopropyl, isobutyl, 1-methylbutyl, isopentyl, neopentyl, 2,2-dimethylbutyl, 2-methylpentyl, 3-
30 methylpentyl, isohexyl, sec-butyl, tBu, tert-pentyl, sec-butyl, tert-butyl or tert-pentyl.

Unsaturated alkyl residues are e.g. alkenyl residues such as vinyl, 1-propenyl, 2-propenyl (= allyl), 2-butenyl, 3-butenyl, 2-methyl-2-butenyl, 3-methyl-2-butenyl, 5-hexenyl or 1,3-pentadienyl, or alkynyl residues such as ethynyl, 1-propynyl, 2-propynyl (= propargyl) or 2-butynyl.

- 5 The term “-(C₃-C₈)-cycloalkyl” is understood as cyclic alkyl residues which contain 3, 4, 5, 6, 7 or 8 ring carbon atoms like cyclopropyl, cyclobutyl, cyclopentyl, cyclohexyl, cycloheptyl or cyclooctyl, which can also be substituted and/or unsaturated.

Unsaturated cyclic alkyl groups and unsaturated cycloalkyl groups like, for example, cyclopentenyl or cyclohexenyl can be bonded via any carbon atom.

- 10 The term “alkyl sulfonate” is understood as an alkyl residue containing 1, 2, 3, 4, 5 or 6 carbon atoms substituted by sulfonate. Examples of such residues are methylsulfonate (mesylate), ethylsulfonate, propylsulfonate, butylsulfonate, pentylsulfonate or hexylsulfonate.

- The term “A1, A2, A3, A4 are independently from each other selected from carbon or
15 nitrogen atoms to form together with the two carbon atoms in formula I a stable aromatic or heteroaromatic ring” refers to a residue which is e.g. selected from benzene, pyrazine, pyridazine, pyridine, pyrimidine, triazine or tetrazine.

- The term “-(C₆-C₁₄)-aryl” is understood as meaning aromatic hydrocarbon radicals containing from 6 to 14 carbon atoms in the ring. Examples of -(C₆-C₁₄)-aryl radicals
20 are phenyl, naphthyl, for example 1-naphthyl and 2-naphthyl, biphenyl, for example 2-biphenyl, 3-biphenyl and 4-biphenyl, anthryl or fluorenyl. Biphenyl radicals, naphthyl radicals and, in particular, phenyl radicals are preferred aryl radicals.

- The term “aryl sulfonate” is understood as an aryl as defined herein, which is substituted by a sulfonate. Examples of such compounds are benzenesulfonate,
25 tosylate, nitrobenzenesulfonate or bromobenzenesulfonate.

- The term “-(C₅-C₁₄)-heteroaryl” refers to mono-, di- or tri-ring systems, wherein one or more of the 5 to 14 ring carbon atoms are replaced by heteroatoms such as nitrogen, oxygen or sulfur. Examples are acridinyl, azaindole (1H-pyrrolopyridinyl), azabenzimidazolyl, azaspirodecanyl, azepinyl, azetidyl, benzimidazolyl, benzofuranyl,
30 benzothiofuranyl, benzothiophenyl, benzoxazolyl, benzthiazolyl, benztriazolyl, benztetrazolyl, benzisoxazolyl, benzisothiazolyl, carbazolyl, 4aH-carbazolyl, carbolinyl, chromanyl, chromenyl, cinnolinyl, decahydrochinolinyl, 4,5-dihydrooxazolyl,

dioxazolyl, dioxazinyl, 1,3-dioxolanyl, 1,3-dioxolenyl, 3,3-dioxo[1,3,4]oxathiazinyl, 6H-1,5,2-dithiazinyl, dihydrofuro[2,3-b]-tetrahydrofuranlyl, furanyl, furazanyl, imidazolidinyl, imidazoliny, imidazolyl, indanyl, 1H-indazolyl, indoliny, indoliziny, indolyl, 3H-indolyl, isobenzofuranly, isochromanly, isoindazolyl, isoindoliny, isoindolyl, isoquinoliny, isothiazolyl, isothiazolidiny, isothiazoliny, isoxazolyl, isoxazoliny, isoxazolidiny, 2-isoxazoliny, ketopiperazinyl, morpholiny, naphthyridiny, octahydroisoquinoliny, oxadiazolyl, 1,2,3-oxadiazolyl, 1,2,4-oxadiazolyl, 1,2,5-oxadiazolyl, 1,3,4-oxadiazolyl, 1,2-oxa-thiepanyl, 1,2-oxathiolanyl, 1,4-oxazepanyl, 1,4-oxazepiny, 1,2-oxazinyl, 1,3-oxazinyl, 1,4-oxazinyl, oxazolidiny, oxazoliny, oxazolyl, oxetanyl, oxocanyl, phenanthridiny, phenanthroliny, phenazinyl, phenothiaziny, phenoxathiiny, phenoxazinyl, phthalazinyl, piperazinyl, piperidiny, pteridiny, puriny, pyranly, pyraziny, pyrazolidiny, pyrazoliny, pyrazolyl, pyrazolo[3,4-b]pyridine, pyridazinyl, pyridooxazolyl, pyridoimidazolyl, pyridothiazolyl, pyridiny, pyridyl, pyrimidiny, pyrrolidiny, pyrrolidinony, pyrroliny, 2H-pyrroly, pyrroly, quinazoliny, quinoliny, 4H-quinoliziny, quinoxaliny, quinuclidiny, tetrahydrofuranly, tetrahydroisoquinoliny, tetrahydroquinoliny, tetrahydrofuranly, tetrahydropyranly, tetrahydropyridiny, tetrahydrothiophenyl, tetraziny, tetrazolyl, 6H-1,2,5-thiadiaziny, 1,2,3-thiadiazolyl, 1,2,4-thiadiazolyl, 1,2,5-thiadiazolyl, 1,3,4-thiadiazolyl, thianthrenyl, 1,2-thiaziny, 1,3-thiaziny, 1,4-thiaziny, 1,3-thiazolyl, thiazolyl, thiazolidiny, thiazoliny, thienyl, thietanyl, thienothiazolyl, thienooxazolyl, thienoimidazolyl, thietanyl, thiomorpholiny, thiophenolyl, thiophenyl, thiopyranly, 1,2,3-triaziny, 1,2,4-triaziny, 1,3,5-triaziny, 1,2,3-triazolyl, 1,2,3-triazolyl, 1,2,4-triazolyl, 1,2,5-triazolyl, 1,3,4-triazolyl and xanthenyl.

The term "a 3- to 7-membered cyclic residue, containing 1, 2, 3 or 4 heteroatoms" refer to structures of heterocycles, which are selected from compounds such as azepine, azetidiny, aziridiny, azirine, 1,4 diazepane, 1,2-diazepine, 1,3-diazepine, 1,4-diazepine, diaziridiny, diazirine, dioxazole, dioxazine, dioxole, 1,3-dioxolene, 1,3-dioxolane, furan, imidazole, imidazoline, imidazolidine, isothiazole, isothiazolidine, isothiazoline, isoxazole, isoxazoline, isoxazolidine, 2-isoxazoline, ketomorpholine, ketopiperazine, morpholine, 1,2-oxa-thiepane, 1,2-oxathiolane, 1,4-oxazepane, 1,2-oxazine, 1,3-oxazine, 1,4-oxazine, oxazole, oxaziridiny, oxetan, oxirane, piperazine, piperidine, pyran, pyrazine, pyrazole, pyrazoline, pyrazolidine, pyridazine, pyridine, pyrimidine, pyrrole, pyrrolidine, pyrrolidinone, pyrroline, tetrahydrofuran,

tetrahydropyran, tetrahydropyridine, tetrazine, tetrazole, thiadiazine thiadiazole, 1,2-thiazine, 1,3-thiazine, 1,4-thiazine, 1,3-thiazole, thiazole, thiazolidine, thiazoline, thienyl, thietan, thiomorpholine, thiopyran, 1,2,3-triazine, 1,2,4-triazine, 1,3,5-triazine, 1,2,3-triazole or 1,2,4-triazole.

- 5 The term "R1 and R2, R2 and R3 or R3 and R4 form together with the atoms which they are attached to a 5- or 8-membered ring, containing up to 0, 1, 2, 3 or 4 heteroatoms chosen from nitrogen, sulfur or oxygen" refers to residues which are selected from compounds such as azepine, azirine, azocane, azocane-2-one, cycloheptyl, cyclohexyl, cyclooctane, cyclooctene, 1,4-diazepane, 1,2-diazepine, 1,3-
- 10 diazepine, 1,4-diazepine, [1,2]diazocane-3-one, [1,3]diazocane-2-one, [1,4]diazocane, dioxazine, dioxazole, [1,4]dioxocane, 1,3-dioxolane, dioxole, 1,3-dioxolene, furan, imidazole, imidazolidine, imidazoline, isothiazole, isothiazolidine, isothiazoline, isothiazole, isoxazole, isoxazolidine, isoxazoline, 2-isoxazoline, ketomorpholine, ketopiperazine, morpholine, 1,2-oxa-thiepane, 1,2-oxathiolane, 1,4-oxazepane, 1,2-
- 15 oxazine, 1,3-oxazine, 1,4-oxazine, oxaziridine, [1,4]oxazocane, [1,3]oxazocane-2-one, oxocane, oxocane-2-one, oxazole, piperidine, piperazine, phenyl, pyridazine, pyridine, pyrimidine, pyran, pyrazine, pyrazole, pyrazolepyrrole, pyrazolidine, pyrazoline, pyridazine, pyridine, pyrimidine, pyrrole, pyrrolidine, pyrrolidinone, pyrroline, 5,6,7,8-
- 20 tetrahydro-1*H*-azocin-2-one, tetrahydrofuran, tetrahydropyran, tetrahydropyridine, tetrazine, tetrazole, thiadiazine, thiadiazole, 1,2-thiazine, 1,3-thiazine, 1,4-thiazine, thiazole, 1,3-thiazole, thiazolidine, thiazoline, thienyl, thietan, thiomorpholine, thiopyran, 1,2,3-triazine, 1,2,4-triazine, 1,3,5-triazine, 1,2,3-triazole or 1,2,4-triazole.
- The term " $-(C_1-C_3)$ -fluoroalkyl" is a partial or totally fluorinated alkyl-residue, which can be derived from residues such as $-CF_3$, $-CHF_2$, $-CH_2F$, $-CHF-CF_3$, $-CHF-CHF_2$, -
- 25 $CHF-CH_2F$, $-CH_2-CF_3$, $-CH_2-CHF_2$, $-CH_2-CH_2F$, $-CF_2-CF_3$, $-CF_2-CHF_2$, $-CF_2-CH_2F$, $-CH_2-CHF-CF_3$, $-CH_2-CHF-CHF_2$, $-CH_2-CHF-CH_2F$, $-CH_2-CH_2-CF_3$, $-CH_2-CH_2-CHF_2$, $-CH_2-CH_2-CH_2F$, $-CH_2-CF_2-CF_3$, $-CH_2-CF_2-CHF_2$, $-CH_2-CF_2-CH_2F$, $-CHF-CHF-CF_3$, $-CHF-CHF-CHF_2$, $-CHF-CHF-CH_2F$, $-CHF-CH_2-CF_3$, $-CHF-CH_2-CHF_2$, $-CHF-CH_2-CH_2F$, $-CHF-CF_2-CF_3$,
- 30 $-CHF-CF_2-CHF_2$, $-CHF-CF_2-CH_2F$, $-CF_2-CHF-CF_3$, $-CF_2-CHF-CHF_2$,

-CF₂-CHF-CH₂F, -CF₂-CH₂-CF₃, -CF₂-CH₂-CHF₂, -CF₂-CH₂-CH₂F,
-CF₂-CF₂-CF₃, -CF₂-CF₂-CHF₂ or -CF₂-CF₂-CH₂F.

Halogen is fluorine, chlorine, bromine or iodine, preferably fluorine, chlorine or bromine, particularly preferably chlorine or bromine.

5 The term "triflate" refers to trifluoro-methanesulfonic acid ester or trifluoromethanesulfonate.

The term "nonaflate" refers to 1,1,2,2,3,3,4,4,4-nonafluoro-1-butanesulfonic acid ester or 1,1,2,2,3,3,4,4,4-nonafluoro-1-butanesulfonate.

The term "at least one of R₁, R₂, R₃ or R₄ are absent in case one or more of A₁, A₂,
10 A₃ or A₄ are nitrogen atom," refers to a residue wherein the nitrogen atom is not substituted by any residue, e.g. in case A₁ is nitrogen atom and A₂, A₃ and A₄ are each a carbon atom and R₄ is absent and R₁, R₂ and R₃ are each a hydrogen atom the residue pyridine is formed. If R₁, R₂ and R₃ are not each a hydrogen atom but one of the residues specified under b) to x) then a substituted pyridine residue is formed. In
15 case A₁ and A₂ are each a nitrogen atom and A₃ and A₄ are each a carbon atom and R₄ and R₃ are absent and R₁ and R₂ are each a hydrogen atom the residue pyridazine is formed. If R₁ and R₂ are not each a hydrogen atom but one of the residues specified under b) to x) then a substituted pyridazine residue is formed.

20 Optically active carbon atoms present in the compounds of the formula (I) can independently of each other have R configuration or S configuration. The compounds of the formula (I) can be present in the form of pure enantiomers or pure diastereomers or in the form of mixtures of enantiomers and/or diastereomers, for example in the form of racemates. The present invention relates to pure enantiomers and mixtures of
25 enantiomers as well as to pure diastereomers and mixtures of diastereomers. The invention comprises mixtures of two or of more than two stereoisomers of the formula (I), and it comprises all ratios of the stereoisomers in the mixtures. In case the compounds of the formula (I) can be present as E isomers or Z isomers (or cis isomers or trans isomers) the invention relates both to pure E isomers and pure Z isomers and
30 to E/Z mixtures in all ratios. The invention also comprises all tautomeric forms of the compounds of the formula (I).

Diastereomers, including E/Z isomers, can be separated into the individual isomers, for example, by chromatography. Racemates can be separated into the two enantiomers by customary methods, for example by chromatography on chiral phases or by resolution, for example by crystallization of diastereomeric salts obtained with optically
5 active acids or bases. Stereochemically uniform compounds of the formula (I) can also be obtained by employing stereochemically uniform starting materials or by using stereoselective reactions.

The starting materials or building blocks for use in the general synthetic procedures
10 that can be applied in the preparation of the compounds of formula (I) are readily available to one of ordinary skill in the art. In many cases they are commercially available or have been described in the literature. Otherwise they can be prepared from readily available precursor compounds analogously to procedures described in the literature, or by procedures or analogously to procedures described in this
15 application.

Furthermore, in order to obtain the desired substituents in the benzene nucleus and in the heterocyclic nucleus of the 2H-indazole or 2H-azaindazole ring system in the
20 formula (I), the functional groups introduced into the ring system during the 2H-indazole or 2H-azaindazole synthesis can be chemically modified.

Especially the groups present in the 2H-indazole or 2H-azaindazole ring system can be modified by a variety of reactions and thus the desired residues R0, R1, R2, R3, R4 and R5 be obtained. For example, ester groups present in the benzene nucleus can be hydrolyzed to the corresponding carboxylic acids, which after activation can then be
25 reacted with amines or alcohols under standard conditions. Ether groups present at the benzene nucleus, for example benzyloxy groups or other easily cleavable ether groups, can be cleaved to give hydroxyl groups which then can be reacted with a variety of agents, for example etherification agents or activating agents allowing replacement of the hydroxyl group by other groups. Sulfur-containing groups can be
30 reacted analogously.

Due to the fact that in the present case the functional groups are attached to an 2H-indazole or 2H-azaindazole ring it may in certain cases become necessary to specifically adapt reaction conditions or to choose specific reagents from a variety of reagents that can in principle be employed into a conversion reaction, or otherwise to
5 take specific measures for achieving a desired conversion, for example to use protection group techniques. However, finding out suitable reaction variants and reaction conditions in such cases does not cause any problems for one skilled in the art.

10 In the course of the preparation of the compounds of the formula I it can generally be advantageous or necessary to introduce functional groups which reduce or prevent undesired reactions or side reactions in the synthesis, in the form of precursor groups which are later converted into the desired functional groups, or to temporarily block functional groups by a protective group strategy suited to the synthesis problem. Such
15 strategies are well known to those skilled in the art. As an example of a precursor group, cyan groups could be mentioned which in a later step can be transformed into carboxylic acid derivatives or by reduction into aminomethyl groups. Protective groups can also have the meaning of a solid phase, and cleavage from the solid phase stands for the removal of the protective group. The use of such techniques is known to those
20 skilled in the art. For example, a phenolic hydroxyl group can be attached to a trityl-polystyrene resin, which serves as a protecting group, and the molecule is cleaved from this resin by treatment with TFA at a later stage of the synthesis.

In the course of the synthesis the employment of microwave assistance for speeding-up, facilitating or enabling reactions may be beneficial or even required in many cases.

25 Some reactions are for example described by M. Larhed, A. Hallberg, Drug Discovery Today, 8 (2001) 406.

Physiologically tolerable salts of the compounds of formula I are non-toxic salts that are physiologically acceptable, in particular, pharmaceutically utilizable salts. Such
30 salts of compounds of formula I containing acidic groups, for example, a carboxyl group (COOH), include, for example, alkali metal salts or alkaline earth metal salts, such as sodium salts, potassium salts, magnesium salts and calcium salts, as well as

salts with physiologically tolerable quaternary ammonium ions, such as tetramethylammonium or tetraethylammonium, and acid addition salts with ammonia and physiologically tolerable organic amines, such as methylamine, dimethylamine, trimethylamine, ethylamine, triethylamine, ethanolamine or tris-(2-hydroxyethyl)amine.

5 Basic groups contained in the compounds of formula I, for example, amino groups or guanidino groups, form acid addition salts, for example, with inorganic acids such as hydrochloric acid, hydrobromic acid, sulfuric acid, nitric acid or phosphoric acid, or with organic carboxylic acids and sulfonic acids such as formic acid, acetic acid, oxalic acid, citric acid, lactic acid, malic acid, succinic acid, malonic acid, benzoic acid, maleic acid, 10 fumaric acid, tartaric acid, methanesulfonic acid or p-toluenesulfonic acid. Compounds of the formula I which simultaneously contain a basic group and an acidic group, for example, a guanidino group and a carboxyl group, can also be present as zwitterions (betaines) which are likewise included in the scope of the present invention.

15 Salts of compounds of formula I can be obtained by customary methods known to those skilled in the art, for example, by combining a compound of the formula I with an inorganic or organic acid or base in a solvent or dispersant, or from other salts by cation exchange or anion exchange. The present invention also includes all salts of the compounds of formula I which, because of low physiological tolerability, are not 20 directly suitable for use in pharmaceuticals but are suitable, for example, as intermediates for carrying out further chemical modifications of the compounds of formula I or as starting materials for the preparation of physiologically tolerable salts.

A further aspect of the invention is the use of a compound of the formula I as prepared 25 by the process according to the invention for the production of pharmaceuticals, diagnostic agents, liquid crystals, polymers, herbicides, fungicides, nematocides, parasiticides, insecticides, acaricides and arthropodocides.

Preferred methods include, but are not limited to those described in the examples.

30 Furthermore, the compounds of the formula I can be used as synthesis intermediates for the preparation of other compounds, in particular of other pharmaceutical active

ingredients, which are obtainable from the compounds of the formula I, for example by introduction of substituents or modification of functional groups.

The general synthetic sequences for preparing the compounds useful in the present invention are outlined in the examples given below. Both an explanation of, and the actual procedure for, the various aspects of the present invention are described where appropriate. The following examples are intended to be merely illustrative of the present invention, and not limiting thereof in either scope or spirit. Those with skill in the art will readily understand that known variations of the conditions and processes described in the examples can be used to synthesize the compounds of the present invention.

Examples

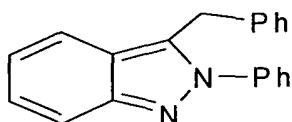
When in the final step of the synthesis of a compound an acid such as trifluoroacetic acid or acetic acid was used, for example when trifluoroacetic acid was employed to remove a tBu group or when a compound was purified by chromatography using an eluent which contained such an acid, in some cases, depending on the work-up procedure, for example the details of a freeze-drying process, the compound was obtained partially or completely in the form of a salt of the acid used, for example in the form of the acetic acid salt or trifluoroacetic acid salt or hydrochloric acid salt.

Abbreviations used:

tert-Butyl	tBu
dibenzylidenacetone	dba
25 N,N-dimethylformamide	DMF
Ethylacetate	EtOAc
N-methylpyrrolidone	NMP
Fast atom bombardment	FAB
Liquid chromatography with mass spectrometry	LC-MS
30 Room temperature 21 °C to 24 °C	RT
Trifluoroacetic acid	TFA

General procedure for the one-pot formation of 2H-indazoles from 2-haloacetylenes and monosubstituted hydrazines: To an oven dried reaction tube containing a magnetic stirring bar was added the Pd source, ligand, solvent and base. The reaction tube was sealed with a septum and stirred for 30 min at RT under an inert atmosphere (nitrogen or argon) prior to addition of the reagents. The reagents were added and the mixture heated to desired temperature and reaction progress was followed by LCMS. Upon completion of the reaction as judged by LCMS, the reaction mixture was allowed to cool to RT and quenched with brine and extracted with EtOAc. The organic phase was dried over Na₂SO₄ followed by filtration, or by filtering through a Varian cartridge Chem Elut 12198007, before the solvent was removed by rotary evaporation and the residue purified by FC on silica using CH₂Cl₂/EtOAc or, in some cases CH₂Cl₂/MeOH. After rotary evaporation of the organic solvents, the desired 2H-indazole was obtained in high purity.

15 Example 1: 3-Benzyl-2-phenyl-2H-indazole



Following the general procedure outlined above, a reaction tube was charged with 4.4 mg PdCl₂ (5 mol%), 14.5 mg tBu₃PHBF₄ (10 mol%), 228.1 mg Cs₂CO₃ (1.4 equiv.) and 2.5 mL DMF. After stirring for 30 min at RT under a flow of argon, 1-chloro-2-phenylethynyl-benzene (106.3 mg, 1.0 equiv.) and phenylhydrazine (75.7 mg, 1.4 equiv.) were added and the reaction was heated to 130 °C for 3 hours. After cooling to RT, the reaction mixture was quenched with brine (30 mL) and extracted with EtOAc (2x30 mL) and the organic phase was dried by eluting through a Varian Chem Elut 12198007 cartridge. Removal of the solvents afforded the crude indazole as a dark-brown oil that purified by FC on silica using CH₂Cl₂/EtOAc to afford 115.0 mg (81%) of 3-benzyl-2-phenyl-2H-indazole colorless oil that solidified upon standing. ¹H-NMR (DMSO-d₆) δ 4.47 (s, 2H), 6.98 (d, 2H, J = 7.1 Hz), 7.03 (dd, 1H, J = 7.9, 7.0 Hz), 7.13-7.24 (m, 3H), 7.30 (dd, 1H, J = 8.1, 7.0 Hz), 7.52-7.58 (m, 5H), 7.60 (d, 1H, J = 8.6 Hz), 7.65 (d, 1H, J = 8.6 Hz); ¹³C-NMR (DMSO-d₆) δ 30.4, 117.1, 120.5, 121.0, 121.2, 125.9 (2C), 126.3, 126.4, 128.1 (2C), 128.4 (2C), 128.9, 129.2 (2C), 134.5,

137.9, 139.5, 147.9; HRMS (FAB): Calculated for C₂₀H₁₇N₂ (M+H⁺) 285.1391, found 285.1385.

Example 2:

- 5 The reaction was performed according to example 1 using 1-bromo-2-phenylethynyl-benzene (128.6 mg, 1.0 equiv.) instead of 1-chloro-2-phenylethynyl-benzene. The reaction afforded 112.2 mg (79%) 3-benzyl-2-phenyl-2H-indazole.

Example 3:

- 10 The reaction was performed according to example 1 using 8.9 mg PdCl₂ (10 mol%), 29.0 mg tBu₃PHBF₄ (20 mol%) and 244.4 mg Cs₂CO₃ (1.5 equiv.) and a reaction temperature of 110 °C for 20 hours. The reaction afforded 106.5 mg (75%) 3-benzyl-2-phenyl-2H-indazole.

15 Example 4:

The reaction was performed according to example 1 using 1.8 mg PdCl₂ (2 mol%) and 2.9 mg tBu₃PHBF₄ (4 mol%). The reaction afforded 105.1 mg (74%) 3-benzyl-2-phenyl-2H-indazole.

20 Example 5:

The reaction was performed according to example 1 using 179.2 mg Cs₂CO₃ (1.1 equiv.). The reaction afforded 100.8 mg (71%) 3-benzyl-2-phenyl-2H-indazole.

Example 6:

- 25 The reaction was performed according to example 1 using 22.9 mg Pd₂(dba)₃ (5 mol%), 29.0 mg tBu₃PHBF₄ (20 mol%) and 244.4 mg Cs₂CO₃ (1.5 equiv.) and a reaction temperature of 110 °C for 20 hours. The reaction afforded 105.1 mg (74%) 3-benzyl-2-phenyl-2H-indazole.

30 Example 7:

The reaction was performed according to example 6 using dimethylacetamide (2.5 mL) as solvent. The reaction afforded 102.2 mg (72%) 3-benzyl-2-phenyl-2H-indazole.

Example 8:

The reaction was performed according to example 6 using N-methylpyrrolidone (NMP, 2.5 mL) as solvent. The reaction afforded 108.0 mg (76%) 3-benzyl-2-phenyl-2H-indazole.

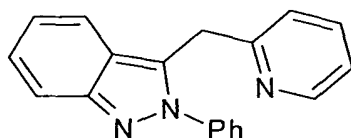
Example 9:

The reaction was performed according to example 8 with a reaction temperature of 130 °C for 4 hours. The reaction afforded 109.3 mg (77%) 3-benzyl-2-phenyl-2H-indazole.

Example 10:

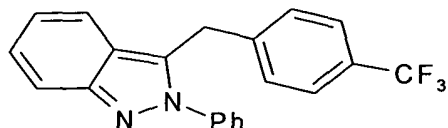
The reaction was performed according to example 1 using 101.2 mg phenylhydrazine hydrochloride (1.4 equiv.) and 438.8 mg Cs₂CO₃ (2.7 equiv.). The reaction afforded 109.3 mg (77%) 3-benzyl-2-phenyl-2H-indazole.

Example 11: 2-Phenyl-3-pyridin-2-ylmethyl-2H-indazole



The reaction was performed according to example 1 using 106.8 mg 2-(2-chloro-phenylethynyl)-pyridine and a reaction temperature of 110 °C for 3 hours. This afforded 128.4 mg (90%) of the title compound. ¹H-NMR (DMSO-d₆) δ 4.60 (s, 2H), 7.01 (ddd, 1H, J = 8.5, 6.6, 0.7 Hz), 7.16 (d, 1H, J = 7.9 Hz), 7.20 (ddd, 1H, J = 7.4, 5.0, 0.9 Hz), 7.28 (ddd, 1H, J = 8.8, 6.6, 1.2 Hz), 7.49-7.57 (m, 4H), 7.62-7.68 (m, 4H), 8.41 (d, J = 5.0 Hz); ¹³C-NMR (DMSO-d₆) δ 33.3, 117.1, 120.6, 120.9, 121.4, 121.8, 122.8, 125.9, 126.4, 128.8, 129.1, 133.5, 136.8, 139.5, 147.9, 149.2, 157.5; HRMS (FAB): Calculated for C₁₉H₁₆N₃ (M+H⁺) 286.1344, found 286.1337.

Example 12: 2-Phenyl-3-(4-trifluoromethyl-benzyl)-2H-indazole

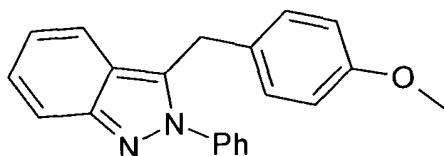


The reaction was performed according to example 1 using 140.3 mg 1-chloro-2-(4-trifluoromethylphenyl)ethynyl-benzene and a reaction temperature of 110 °C for 3

5 hours. This afforded 123.8 mg (83%) of the title compound. ¹H-NMR (DMSO-d₆) δ 4.60 (s, 2H), 7.06 (dd, 1H, J = 8.3, 6.7 Hz), 7.17 (d, 2H, J = 8.0 Hz), 7.32 (dd, 1H, J = 8.6, 6.8 Hz), 7.52-7.58 (m, 7H), 7.64 (d, 1H, J = 7.4 Hz), 7.66 (d, 1H, J = 8.0 Hz); ¹³C-NMR (DMSO-d₆) δ 30.1, 117.2, 120.4, 121.3, 125.2, 125.3, 125.9, 126.5, 127.1 (q, J = 32.3 Hz, CF₃) 128.8, 129.0, 129.2, 133.5, 139.4, 142.7, 147.9.

10

Example 13: 2-Phenyl-3-(4-methoxy-benzyl)-2H-indazole

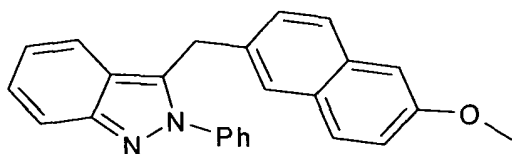


The reaction was performed according to example 1 using 121.3 mg 1-chloro-2-(4-methoxyphenyl)ethynyl-benzene and a reaction temperature of 110 °C for 3 hours.

15 This afforded 135.2 mg (86%) of the title compound. ¹H-NMR (DMSO-d₆) δ 3.67 (s, 3H), 4.39 (s, 2H), 6.77 (d, 2H, J = 8.6 Hz) 6.89 (d, 2H, J = 8.6 Hz), 7.02 (ddd, 1H, J = 8.6, 6.5, 0.6 Hz), 7.28 (ddd, 1H, J = 8.6, 6.7, 0.9 Hz), 7.52-7.59 (m, 6H), 7.63 (d, 1H, J = 8.7 Hz); ¹³C-NMR (DMSO-d₆) δ 29.6, 54.9, 113.8, 117.1, 120.6, 120.9, 121.0, 125.9, 126.3, 128.8, 129.1, 129.2, 129.7, 134.9, 139.5, 147.9, 157.7; HRMS (FAB):

20 Calculated for C₂₁H₁₉N₂O (M+H⁺) 315.1497, found 315.1491.

Example 14: 3-(6-Methoxy-naphthalen-2-ylmethyl)-2-phenyl-2H-indazole

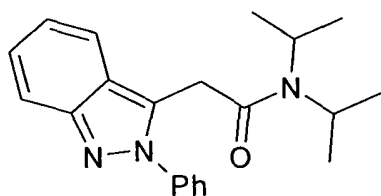


The reaction was performed according to example 1 using 146.4 mg 2-(2-chloro-phenylethynyl)-6-methoxy-naphthalene and a reaction temperature of 110 °C for 6

25

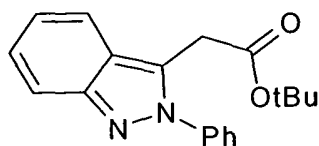
hours. This afforded 127.6 mg (70%) of the title compound. $^1\text{H-NMR}$ (DMSO-d_6) δ 3.83 (s, 3H), 4.59 (s, 2H), 7.01 (ddd, 1H, $J = 8.4, 6.6, 0.6$ Hz), 7.07-7.12 (m, 2H), 7.23 (d, 1H, $J = 2.4$ Hz), 7.29 (ddd, 1H, $J = 8.7, 6.5, 0.9$ Hz), 7.36 (s, 1H), 7.51-7.68 (m, 9H); $^{13}\text{C-NMR}$ (DMSO-d_6) δ 30.5, 55.0, 105.7, 117.1, 118.7, 120.6, 121.0, 121.2, 125.9, 126.1, 126.4, 126.9, 127.1, 128.3, 128.5, 128.9, 129.1, 132.8, 132.9, 134.5, 139.5, 147.9, 157.0; HRMS (FAB): Calculated for $\text{C}_{25}\text{H}_{21}\text{N}_2\text{O}$ ($\text{M}+\text{H}^+$) 365.1654, found 365.1648.

Example 15: N,N-Diisopropyl-2-(2-phenyl-2H-indazol-3-yl)-acetamide



The reaction was performed according to example 1 using 131.9 mg 3-(2-chlorophenyl)-propynoic acid diisopropylamide and at a reaction temperature of 110 °C for 2 hours. This afforded 105.5 mg (63%) of the title compound. $^1\text{H-NMR}$ (DMSO-d_6) δ 1.01 (d, 6H, $J = 6.4$ Hz), 1.15 (d, 6H, $J = 6.8$ Hz), 3.38 (m, 1H), 3.96 (septet, 1H, $J = 6.8$ Hz), 4.18 (s, 2H), 7.05 (ddd, 1H, $J = 8.6, 6.8, 1.0$ Hz), 7.30 (ddd, 1H, $J = 8.6, 6.5, 0.9$ Hz), 7.52-7.58 (m, 5H), 7.63 (d, 1H, $J = 8.7$ Hz), 7.75 (d, 1H, $J = 8.7$ Hz); $^{13}\text{C-NMR}$ (DMSO-d_6) δ 20.1, 31.6, 44.8, 48.2, 116.9, 120.5, 120.6, 122.1, 125.5, 126.2, 128.6, 129.0, 131.4, 139.7, 147.8, 166.3; HRMS (FAB): Calculated for $\text{C}_{21}\text{H}_{26}\text{N}_3\text{O}$ ($\text{M}+\text{H}^+$) 336.2075, found 336.2068.

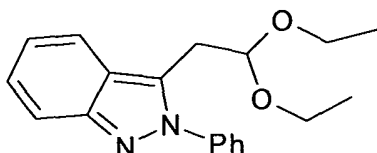
Example 16: (2-Phenyl-2H-indazol-3-yl)-acetic acid tert-butyl ester



The reaction was performed according to example 1 using 118.4 mg (2-chlorophenyl)-propynoic acid tert-butyl ester and a reaction temperature of 110 °C for 2 hours. This afforded 143.4 mg (93%) of the title compound. $^1\text{H-NMR}$ (DMSO-d_6) δ 1.22 (s, 9H), 4.21 (s, 2H), 7.10 (ddd, 1H, $J = 8.3, 6.5, 0.6$ Hz), 7.32 (ddd, 1H, $J = 8.6, 6.4, 0.9$ Hz), 7.53-7.57 (m, 1H), 7.58-7.66 (m, 5H), 7.80 (d, 1H, $J = 8.6$ Hz); $^{13}\text{C-NMR}$ (DMSO-d_6) δ

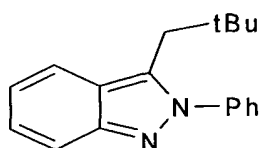
27.3, 31.8, 80.8, 117.1, 120.4, 121.1, 121.8, 125.5, 126.5, 128.8, 129.2, 129.3, 139.5, 147.8, 167.8; HRMS (FAB): Calculated for C₁₉H₂₁N₂O₂ (M+H⁺) 309.1603, found 309.1596.

5 Example 17: 3-(2,2-Diethoxy-ethyl)-2-phenyl-2H-indazole



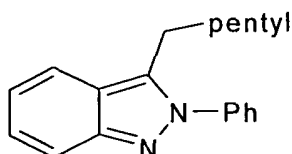
The reaction was performed according to example 1 using 119.4 mg 1-chloro-2-(3,3-diethoxy-prop-1-ynyl)-benzene. The reaction mixture was worked up by filtering through a short silicaplug to remove the base and catalyst using iPr₂O followed by evaporation of the solvents. The crude product was purified by FC on silica using CH₂Cl₂/EtOAc. This afforded 85.4 mg (55%) of the title compound. ¹H-NMR (DMSO-d₆) δ 0.95 (t, 6H, J = 7.1 Hz), 3.24-3.32 (m, 4H), 3.44-3.51 (m, 2H), 4.69 (t, 1H, J = 5.5 Hz), 7.07 (ddd, 1H, J = 8.3, 7.1, 0.6 Hz), 7.29 (ddd, 1H, J = 8.7, 6.8, 0.9 Hz), 7.54-7.63 (m, 4H), 7.65-7.68 (m, 2H), 7.82 (d, 1H, J = 8.6 Hz); ¹³C-NMR (DMSO-d₆) δ 14.9, 30.7, 61.9, 101.1, 117.0, 120.6, 121.1, 121.5, 126.3, 128.8, 129.1, 131.8, 139.7, 147.8; HRMS (FAB): Calculated for C₁₉H₂₃N₂O₂ (M+H⁺) 311.1760, found 311.1754.

Example 18: 3-(2,2-Dimethyl-propyl)-2-phenyl-2H-indazole



20 The reaction was performed according to example 1 using 96.4 mg 1-chloro-2-(3,3-dimethyl-but-1-ynyl)-benzene and a reaction time of 20 hours. This afforded 11.9 mg (9%) of the title compound. ¹H-NMR (DMSO-d₆) δ 0.68 (s, 9H) 3.12 (s, 2H), 7.06 (dd, 1H, J = 8.3, 6.8 Hz), 7.28 (dd, 1H, J = 8.9, 7.6 Hz), 7.52-7.62 (m, 6H), 7.76 (d, 1H, J = 8.6 Hz); ¹³C-NMR (DMSO-d₆) δ 29.5, 33.7, 37.1, 117.0, 120.6, 121.6, 122.1, 126.1, 126.7, 128.6, 129.1, 134.5, 140.4, 147.6.

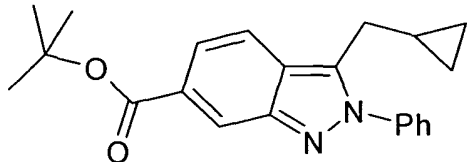
Example 19: 3-Hexyl-2-phenyl-2H-indazole



The reaction was performed according to example 1 using 103.4 mg 1-chloro-2-hept-1-ynyl-benzene and a reaction time of 20 hours. This afforded 15.3 mg (11%) of the title compound. ¹H-NMR (DMSO-d₆) δ 0.78 (t, 3H, J = 6.7 Hz, CH₃), 1.08-1.88 (m, 6H), 1.50 (kvintet, 2H, J = 7.1 Hz), 3.06 (t, 2H, J = 7.6 Hz), 7.05 (dd, 1H, J = 7.5, 7.4 Hz), 7.29 (dd, 1H, J = 8.6, 6.6 Hz), 7.58-7.62 (m, 6H), 7.77 (d, 1H, J = 8.6 Hz); ¹³C-NMR (DMSO-d₆) δ 13.7, 21.7, 24.2, 28.0, 28.3, 30.5, 117.0, 120.4, 120.5, 120.7, 125.9, 126.3, 128.8, 129.2, 136.4, 139.7, 147.7.

10

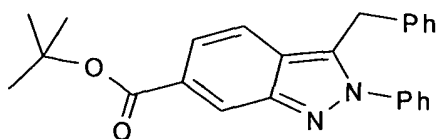
Example 20: 3-Cyclopropylmethyl-2-phenyl-2H-indazole-6-carboxylic acid tert-butyl ester



The reaction was performed according to example 1 using 138.4 mg 3-chloro-4-cyclopropylethynyl-benzoic acid tert-butyl ester and a reaction time of 4 hours. This afforded 81.9 mg (47%) of the title compound. ¹H-NMR (DMSO-d₆) δ 0.10-0.15 (m 2H), 0.37-0.42 (m 2H), 0.86-0.94 (m, 1H), 1.59 (s, 9H), 3.01 (d, 2H, J = 6.8 Hz), 7.54 (dd, 1H, J = 8.9, 1.4 Hz), 7.58-7.68 (m, 5H), 7.96 (dd, 1H, J = 8.9, 0.9 Hz), 8.25 (s, 1H); ¹³C-NMR (DMSO-d₆) δ 4.8, 10.2, 27.8, 29.2, 80.6, 119.8, 120.0, 121.3, 122.5, 126.1, 129.2, 129.3, 129.4, 136.9, 139.5, 146.9, 165.2.

20

Example 21: 3-Benzyl-2-phenyl-2H-indazole-6-carboxylic acid tert-butyl ester

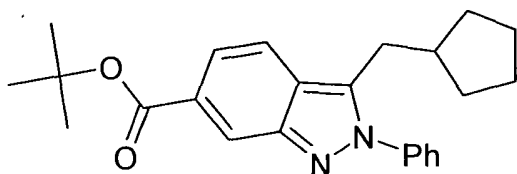


The reaction was performed according to example 1 using 156.4 mg 3-chloro-4-phenylethynyl-benzoic acid tert-butyl ester. This afforded 133.1 mg (69%) of the title

25

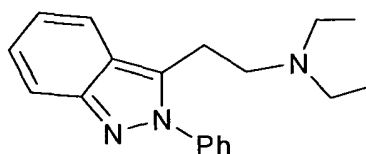
compound. $^1\text{H-NMR}$ (DMSO- d_6) δ 1.58 (s, 9H), 4.51 (s, 2H), 6.95 (d, 2H, $J = 7.6$ Hz), 7.14-7.23 (m, 3H), 7.50 (dd, 1H, $J = 8.8, 1.3$ Hz), 7.58 (br s, 5H), 7.68 (dd, 1H, $J = 8.8, 0.7$ Hz), 8.28 (s, 1H); $^{13}\text{C-NMR}$ (DMSO- d_6) δ 27.8, 30.4, 80.6, 115.1, 120.2, 120.9, 122.9, 125.8, 126.5, 128.1, 128.5, 129.3, 129.6, 135.3, 137.6, 139.2, 147.0, 165.2; HRMS (FAB): Calculated for $\text{C}_{25}\text{H}_{25}\text{N}_2\text{O}_2$ ($\text{M}+\text{H}^+$) 385.1916, found 385.1911.

Example 22: 3-Cyclopentylmethyl-2-phenyl-2H-indazole-6-carboxylic acid tert-butyl ester



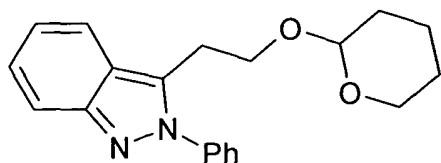
10 The reaction was performed according to example 1 using 152.4 mg 3-chloro-4-cyclopentylethynyl-benzoic acid tert-butyl ester and a reaction time of 4 hours. This afforded 17.3 mg (9%) of the title compound. $^1\text{H-NMR}$ (DMSO- d_6) δ 0.98-1.08 (m, 2H), 1.33-1.40 (m, 2H), 1.41-1.49 (m, 4H), 1.59 (s, 9H), 1.99 (septet, 1H, $J = 7.5$ Hz), 3.11 (d, 2H, $J = 7.6$ Hz), 7.53 (dd, 1H, $J = 8.8, 1.3$ Hz), 7.58-7.66 (m, 5H), 7.89 (d, 1H, $J = 8.8, 0.6$ Hz), 8.24 (s, 1H); HRMS (FAB): Calculated for $\text{C}_{24}\text{H}_{28}\text{N}_2\text{O}_2\text{Na}$ ($\text{M}+\text{Na}^+$) 399.2048, found 399.2045.

Example 23: Diethyl-[2-(2-phenyl-2H-indazol-3-yl)-ethyl]-amine



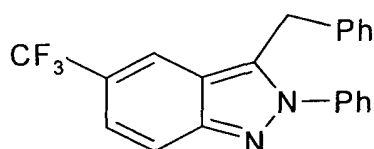
20 The reaction was performed according to example 1 using 110.9 mg [3-(2-chlorophenyl)-prop-2-ynyl]-diethyl-amine and a reaction time of 20 hours. This afforded 44.0 mg (30%) of the title compound. $^1\text{H-NMR}$ (DMSO- d_6) δ 0.76 (t, 6H, $J = 7.0$ Hz), 2.34 (q, 4H, $J = 7.0$ Hz), 2.56 (m, 2H), 3.16 (m, 2H), 7.06 (ddd, 1H, $J = 8.6, 6.5, 0.9$ Hz), 7.29 (ddd, 1H, $J = 8.8, 6.5, 1.0$ Hz), 7.55-7.66 (m, 6H), 7.77 (d, 1H, $J = 8.6$ Hz); $^{13}\text{C-NMR}$ (DMSO- d_6) δ 11.7, 22.4, 46.1, 51.0, 117.0, 120.4, 120.5, 120.9, 126.0, 126.3, 128.8, 129.1, 135.0, 139.7, 147.8; HRMS (FAB): Calculated for $\text{C}_{19}\text{H}_{24}\text{N}_3$ ($\text{M}+\text{H}^+$) 294.1970, found 294.1964.

Example 24: 2-Phenyl-3-[2-(tetrahydro-pyran-2-yloxy)-ethyl]-2H-indazole



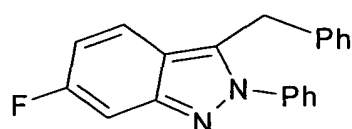
The reaction was performed according to example 1 using 125.4 mg 2-[3-(2-chloro-phenyl)-prop-2-ynyloxy]-tetrahydro-pyran at 100 °C for 2 hours. This afforded 37.1 mg (23%) of the title compound. ¹H-NMR (DMSO-d₆) δ 1.25-1.60 (m, 6H), 3.23-3.29 (m, 1H), 3.30-3.35 (m, 2H), 3.37-3.42 (m, 1H), 3.61 (dt, 1H, *J* = 9.8, 6.8 Hz), 3.83 (dt, 1H, *J* = 9.8, 6.5 Hz), 4.45 (m, 1H), 7.06 (ddd, 1H, *J* = 8.6, 6.8, 0.9 Hz), 7.30 (ddd, 1H, *J* = 9.0, 6.5, 0.9 Hz), 7.57 (d, 1H, *J* = 7.1 Hz), 7.59-7.63 (m, 3H), 7.67 (d, 2H, *J* = 8.6 Hz), 7.82 (d, 1H, *J* = 8.3 Hz); ¹³C-NMR (DMSO-d₆) δ 18.8, 24.8, 25.6, 30.0, 60.9, 65.0, 97.6, 117.0, 120.6, 120.8, 121.1, 126.1, 126.3, 128.8, 129.1, 133.7, 139.6, 147.8.

Example 25: 3-Benzyl-2-phenyl-5-trifluoromethyl-2H-indazole



The reaction was performed according to example 1 using 140.3 mg 1-chloro-2-phenylethynyl-4-trifluoromethyl-benzene and a reaction time of 20 hours at 110 °C. This afforded 107.5 mg (61%) of the title compound. ¹H-NMR (DMSO-d₆) δ 4.58 (s, 2H), 6.97 (d, 2H, *J* = 6.8 Hz), 7.15-7.24 (m, 3H), 7.51 (dd, 1H, *J* = 9.0, 1.6 Hz), 7.58 (s, 5H), 7.85 (d, 1H, *J* = 9.0 Hz), 8.08 (s, 1H); ¹³C-NMR (DMSO-d₆) δ 30.3, 118.8, 120.1 (q, *J* = 5.0 Hz), 121.5, (q, *J* = 30.5 Hz), 121.9, (q, *J* = 2.5 Hz), 119.7, 125.9, 126.5, 128.2, 128.5, 129.2, 129.4, 137.3, 137.7, 139.1, 148.0; HRMS (FAB): Calculated for C₂₁H₁₆N₂F₃ (M+H⁺) 353.1266, found 353.1261.

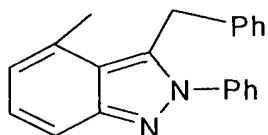
Example 26: 3-Benzyl-6-fluoro-2-phenyl-2H-indazole



25

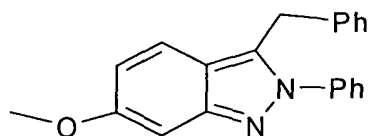
The reaction was performed according to example 1 using 115.3 mg 2-chloro-4-fluoro-1-phenylethynyl-benzene and a reaction time of 20 hours at 110 °C. This afforded 64.4 mg (43%) of the title compound. ¹H-NMR (DMSO-d₆) δ 4.47 (s, 2H), 6.92-6.99 (m, 3H), 7.14-7.23 (m, 3H), 7.37 (dd, 1H, *J* = 10.4, 1.9 Hz), 7.53-7.58 (m, 5H), 7.66 (dd, 1H, *J* = 9.2, 5.5 Hz); ¹³C-NMR (DMSO-d₆) δ 30.4, 100.1 (d, *J* = 23.5 Hz), 112.3 (d, *J* = 27.8 Hz), 118.6, 123.1 (d, *J* = 11.0 Hz), 125.8, 126.5, 128.1, 128.5, 129.0, 129.2, 135.6, 137.6, 139.3, 147.5, 147.6, 161.2 (d, *J* = 241.7 Hz); HRMS (FAB): Calculated for C₂₀H₁₆N₂F (M+H⁺) 303.1297, found 303.1292.

10 Example 27: 3-Benzyl-4-methyl-2-phenyl-2H-indazole



The reaction was performed according to example 1 using 113.4 mg 1-chloro-3-methyl-2-phenylethynyl-benzene and a reaction time of 4 hours at 110 °C. This afforded 95.8 mg (64%) of the title compound. ¹H-NMR (DMSO-d₆) δ 2.40 (s, 3H), 4.53 (s, 2H), 6.78 (d, 1H, *J* = 6.4 Hz), 6.91 (d, 2H, *J* = 7.2 Hz), 7.15-7.21 (m, 2H), 7.22-7.27 (m, 2H), 7.45-7.55 (m, 6H); ¹³C-NMR (DMSO-d₆) δ 19.2, 30.9, 115.0, 120.8, 121.4, 126.0, 126.3, 126.5, 127.3, 128.6, 129.0, 129.1, 131.0, 133.9, 139.0, 139.3, 148.4; HRMS (FAB): Calculated for C₂₁H₁₉N₂ (M+H⁺) 299.1548, found 299.1543.

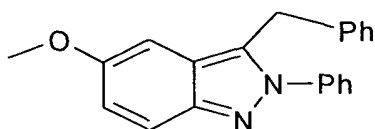
20 Example 28: 3-Benzyl-6-methoxy-2-phenyl-2H-indazole



The reaction was performed according to example 1 using 121.4 mg 2-chloro-4-methoxy-1-phenylethynyl-benzene and a reaction time of 4 hours at 130 °C. This afforded 114.5 mg (73%) of the title compound. ¹H-NMR (DMSO-d₆) δ 3.81 (s, 3H), 4.43 (s, 2H), 6.68 (dd, 1H, *J* = 9.0, 2.0 Hz), 6.93 (d, 1H, *J* = 2.0 Hz), 6.96 (d, 2H, *J* = 7.1 Hz), 7.44 (d, 1H, *J* = 9.0 Hz), 7.48-7.57 (m, 5H); ¹³C-NMR (DMSO-d₆) δ 30.4, 55.0, 94.2, 115.9, 117.0, 121.4, 125.7, 126.4, 128.0, 128.4, 128.5, 129.1, 134.5, 137.9,

139.6, 148.9, 158.6; HRMS (FAB): Calculated for $C_{21}H_{19}N_2O$ ($M+H^+$) 315.1497, found 315.1491.

Example 29: 3-Benzyl-5-methoxy-2-phenyl-2H-indazole

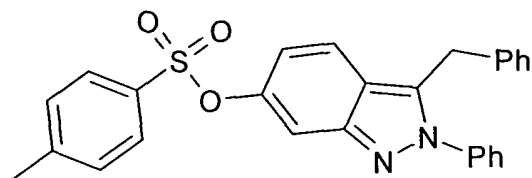


5

The reaction was performed according to example 1 using 121.4 mg 1-chloro-4-methoxy-2-phenylethynyl-benzene and a reaction time of 5 hours at 110 °C. This afforded 98.7 mg (63%) of the title compound. 1H -NMR (DMSO- d_6) δ 3.72 (s, 3H), 4.44 (s, 2H), 6.89 (d, 1H, $J = 2.2$ Hz), 6.96-6.99 (m, 3H), 7.14-7.18 (m, 1H), 7.19-7.23 (m, 2H), 7.49-7.54 (m, 4H), 7.56 (d, 1H, $J = 9.0$ Hz); ^{13}C -NMR (DMSO- d_6) δ 30.3, 55.1, 96.8, 118.7, 121.2, 121.3, 125.6, 126.3, 128.1, 128.4, 128.6, 129.1, 133.1, 138.1, 139.7, 144.8, 154.1; HRMS (FAB): Calculated for $C_{21}H_{19}N_2O$ ($M+H^+$) 315.1497, found 315.1491.

10

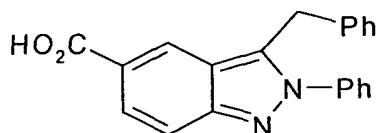
15 Example 30: Toluene-4-sulfonic acid 3-benzyl-2-phenyl-2H-indazol-6-yl ester



The reaction was performed according to example 1 using 191.4 mg toluene-4-sulfonic acid 3-chloro-4-phenylethynyl-phenyl ester and a reaction time of 4 hours at 110 °C. This afforded 80.7 mg (36%) of the title compound. 1H -NMR (DMSO- d_6) δ 2.42 (s, 3H), 4.44 (s, 2H), 6.72 (dd, 1H, $J = 8.9, 1.9$ Hz), 6.94 (d, 2H, $J = 6.9$ Hz), 7.13-7.21 (m, 4H), 7.48 (d, 2H, $J = 8.1$ Hz), 7.51-7.58 (m, 5H), 7.61 (d, 1H, $J = 8.9$ Hz), 7.80 (d, 2H, $J = 8.3$ Hz); ^{13}C -NMR (DMSO- d_6) δ 21.1, 30.3, 109.1, 116.8, 119.7, 122.7, 125.9, 126.5, 128.1, 128.2, 128.5, 129.2, 130.2, 131.6, 135.7, 137.4, 139.1, 145.7, 146.9, 147.8; HRMS (FAB): Calculated for $C_{27}H_{23}N_2O_3S$ ($M+H^+$) 455.1429, found 455.1429.

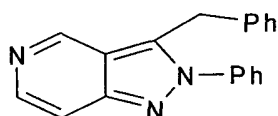
25

Example 31: 3-Benzyl-2-phenyl-2H-indazole-5-carboxylic acid



The reaction was performed according to example 1 using 128.3 mg 4-chloro-3-phenylethynyl-benzoic acid and a reaction time of 4 hours at 110 °C. The reaction was purified by preparative RP HPLC using MeCN/H₂O/TFA as eluent. This afforded 75.6 mg (46%) of the title compound. ¹H-NMR (DMSO-d₆) δ 4.55 (s, 2H), 6.98 (d, 1H, J = 7.2 Hz), 7.15-7.24 (m, 3H), 7.58 (br s, 5H), 7.69 (d, 1H, J = 9.0 Hz), 7.81 (d, 1H, J = 9.0 Hz), 8.36 (s, 1H); ¹³C-NMR (DMSO-d₆) δ 30.4, 117.1, 120.6, 123.6, 125.0, 125.9, 126.2, 126.5, 128.1, 128.5, 129.3, 137.5, 137.6, 139.1, 148.9, 167.5; HRMS (FAB):
10 Calculated for C₂₁H₁₇N₂O₂ (M+H⁺) 329.1290, found 329.1286.

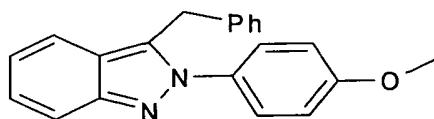
Example 32: 3-Benzyl-2-phenyl-2H-pyrazolo[4,3-c]pyridine



The reaction was performed according to example 1 using 156.4 mg 4-chloro-3-phenylethynyl-pyridine and a reaction time of 3 hours at 110 °C. This afforded 24.0 mg (17%) of the title compound. ¹H-NMR (DMSO-d₆) δ 4.56 (s, 2H), 7.06 (dd, 2H, J = 7.6, 1.5 Hz), 7.18-7.28 (m, 3H), 7.55 (dd, 1H, J = 6.3, 1.2 Hz), 7.61 (br s, 5H), 8.21 (d, 1H, J = 6.3 Hz), 8.91 (d, 1H, J = 1.1 Hz); ¹³C-NMR (DMSO-d₆) δ 30.7, 110.6, 117.0, 126.1, 126.7, 128.4, 128.6, 129.3, 129.5, 137.1, 137.7, 138.9, 142.0, 147.7, 148.4.

20

Example 33: 3-Benzyl-2-(4-methoxy-phenyl)-2H-indazole



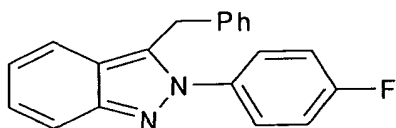
The reaction was performed according to example 1 using 122.2 mg 4-methoxyphenylhydrazine hydrochloride, 439.9 mg Cs₂CO₃ (2.7 equiv.) and a reaction time of 4 hours at 130 °C. This afforded 125.0 mg (80%) of the title compound. ¹H-NMR (DMSO-d₆) δ 3.33 (s, 3H), 4.43 (s, 2H), 6.97-7.02 (m, 3H), 7.09 (d, 2H, J = 8.6 Hz), 7.17 (d, 1H, J = 7.4 Hz), 7.21 (d, 2H, J = 7.6 Hz), 7.28 (ddd, 1H, J = 8.6, 6.7, 1.0

25

Hz), 7.45 (d, 2H, $J = 8.6$ Hz), 7.56 (d, 1H, $J = 8.4$ Hz), 7.61 (d, 1H, $J = 8.6$ Hz); ^{13}C -NMR (DMSO- d_6) δ 30.4, 55.4, 114.2, 117.0, 120.4, 120.8, 121.0, 126.2, 126.3, 127.1, 128.0, 128.4, 132.4, 134.4, 137.9, 147.6, 159.3; HRMS (FAB): Calculated for $\text{C}_{21}\text{H}_{19}\text{N}_2\text{O}$ ($\text{M}+\text{H}^+$) 315.1497, found 315.1491.

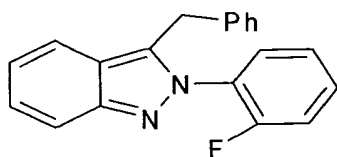
5

Example 34: 3-Benzyl-2-(4-fluoro-phenyl)-2H-indazole



The reaction was performed according to example 1 using 113.8 mg 4-fluorophenylhydrazine hydrochloride, 439.9 mg Cs_2CO_3 (2.7 equiv.) and a reaction
10 time of 3 hours at 130 °C. This afforded 128.8 mg (85%) of the title compound. ^1H -NMR (DMSO- d_6) δ 4.46 (s, 2H), 6.97 (d, 2H, $J = 6.7$ Hz), 7.03 (ddd, 1H, $J = 8.5, 6.6, 0.9$ Hz), 7.13-7.23 (m, 3H), 7.30 (ddd, 1H, $J = 8.8, 6.6, 1.2$ Hz), 7.36-7.42 (m, 2H), 7.57-7.65 (m, 4H); ^{13}C -NMR (DMSO- d_6) δ 30.3, 116.0 (d, $J = 23.1$ Hz), 117.1, 120.5, 121.1 (d, $J = 8.0$ Hz), 126.4, 126.5, 128.1, 128.2, 128.4, 134.8, 135.9 (d, $J = 3.0$ Hz),
15 137.7, 147.8, 161.8 (d, $J = 246.3$ Hz); HRMS (FAB): Calculated for $\text{C}_{20}\text{H}_{16}\text{N}_2\text{F}$ ($\text{M}+\text{H}^+$) 303.1297, found 303.1292.

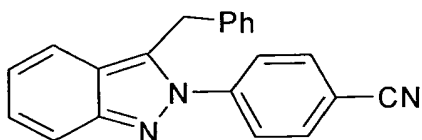
Example 35: 3-Benzyl-2-(2-fluoro-phenyl)-2H-indazole



20 The reaction was performed according to example 1 using 113.8 mg 2-fluorophenylhydrazine hydrochloride, 439.9 mg Cs_2CO_3 (2.7 equiv.) and a reaction time of 5 hours at 130 °C. This afforded 123.0 mg (81%) of the title compound. ^1H -NMR (DMSO- d_6) δ 4.33 (s, 2H), 6.92 (d, 2H, $J = 6.7$ Hz), 7.05 (ddd, 1H, $J = 8.2, 6.5, 0.9$ Hz), 7.12-7.21 (m, 3H), 7.31 (ddd, 1H, $J = 8.6, 6.6, 0.9$ Hz), 7.40 (dd, 1H, $J = 7.6, 0.9$ Hz), 7.49 (ddd, 1H, $J = 8.6, 8.2, 1.2$ Hz), 7.57 (ddd, 1H, $J = 8.2, 7.8, 1.6$ Hz), 7.61-7.66 (m, 3H); ^{13}C -
25 NMR (DMSO- d_6) δ 30.2, 116.6 (d, $J = 19.5$ Hz), 117.1, 120.4, 120.5, 121.1, 125.0 (d, $J = 3.7$ Hz), 126.4, 126.6, 127.1 (d, $J = 12.0$ Hz), 128.1, 128.3, 129.4, 131.8 (d, $J = 8.2$

Hz), 136.3, 137.3, 148.3, 156.3 (d, $J = 250.6$ Hz); HRMS (FAB): Calculated for $C_{20}H_{16}N_2F$ ($M+H^+$) 303.1297, found 303.1292.

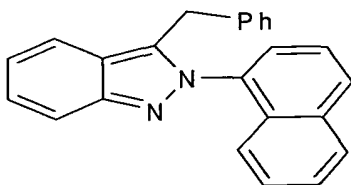
Example 36: 4-(3-Benzyl-indazol-2-yl)-benzonitrile



The reaction was performed according to example 1 using 118.7 mg 4-cyanophenylhydrazine hydrochloride, 439.9 mg Cs_2CO_3 (2.7 equiv.) and a reaction time of 3 hours at 130 °C. This afforded 143.3 mg (93%) of the title compound. 1H -NMR (DMSO- d_6) δ 4.56 (s, 2H), 6.97 (d, 2H, $J = 7.0$ Hz), 7.05 (dd, 1H, $J = 8.4, 6.8$ Hz), 7.16 (d, 1H, $J = 7.0$ Hz), 7.19-7.23 (m, 2H), 7.32 (ddd, 1H, $J = 8.7, 6.6, 0.9$ Hz), 7.60 (d, 1H, $J = 8.6$ Hz), 7.65 (d, 1H, $J = 8.8$ Hz), 7.82 (d, 2H, $J = 8.6$ Hz), 8.04 (d, 2H, $J = 8.6$ Hz); ^{13}C -NMR (DMSO- d_6) δ 30.3, 111.3, 117.2, 118.1, 120.7, 121.5, 121.7, 126.5, 126.6, 127.0, 128.1, 128.5, 133.4, 135.1, 137.5, 143.1, 148.4; HRMS (FAB): Calculated for $C_{21}H_{16}N_3$ ($M+H^+$) 310.1344, found 310.1340.

15

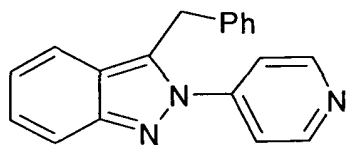
Example 37: 3-Benzyl-2-naphthalen-1-yl-2H-indazole



The reaction was performed according to example 1 using 118.7 mg 1-naphthylhydrazine hydrochloride, 439.9 mg Cs_2CO_3 (2.7 equiv.) and a reaction time of 4 hours at 130 °C. This afforded 105.7 mg (63%) of the title compound. 1H -NMR (DMSO- d_6) δ 4.21 (br s, 2H), 6.83 (d, 2H, $J = 7.5$ Hz), 6.91 (d, 1H, $J = 8.6$ Hz), 7.04-7.11 (m, 4H), 7.34 (dd, 1H, $J = 6.6, 8.1$ Hz), 7.43 (ddd, 1H, $J = 8.1, 6.8, 1.2$ Hz), 7.57-7.63 (m, 2H), 7.65-7.70 (m, 3H), 8.09 (d, 1H, $J = 8.2$ Hz), 8.09 (d, 1H, $J = 8.2$ Hz), 8.19 (d, 1H, $J = 8.4$ Hz); ^{13}C -NMR (DMSO- d_6) δ 30.5, 117.2, 120.3, 120.6, 121.0, 122.3, 125.1, 125.4, 126.2, 126.4, 126.7, 127.5, 128.0, 128.1, 128.2, 129.5, 129.9, 133.4, 135.5, 136.6, 137.4, 148.0; HRMS (FAB): Calculated for $C_{24}H_{19}N_2$ ($M+H^+$) 335.1548, found 335.1548.

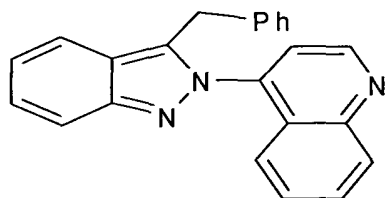
25

Example 38: 3-Benzyl-2-pyridin-4-yl-2H-indazole



The reaction was performed according to example 1 using 101.9 mg 4-hydrazino-
5 pyridine hydrochloride, 439.9 mg Cs_2CO_3 (2.7 equiv.) and a reaction time of 3 hours at
130 °C. This afforded 134.6 mg (94%) of the title compound. $^1\text{H-NMR}$ (DMSO-d_6) δ
4.64 (s, 2H), 7.00 (d, 2H, $J = 7.1$ Hz), 7.06 (ddd, 1H, $J = 8.4, 6.5, 0.7$ Hz), 7.15-7.18
(m, 1H), 7.20-7.24 (m, 2H), 7.33 (ddd, 1H, $J = 8.6, 6.5, 0.9$ Hz), 7.61 (d, 1H, $J = 8.5$
Hz), 7.66 (d, 1H, $J = 8.6$ Hz), 7.68-7.71 (m, 2H), 8.74-8.76 (m, 2H); $^{13}\text{C-NMR}$ (DMSO-
10 d_6) δ 30.3, 117.3, 119.6, 120.7, 121.6, 122.0, 126.5, 127.2, 128.1, 128.5, 135.0, 137.5,
146.3, 148.5, 150.9; HRMS (FAB): Calculated for $\text{C}_{19}\text{H}_{16}\text{N}_3$ ($\text{M}+\text{H}^+$) 286.1344, found
286.1339.

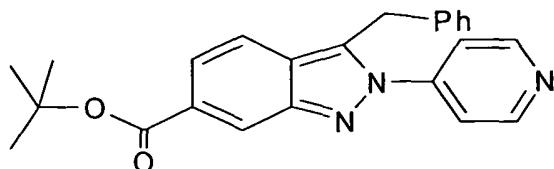
Example 39: 4-(3-Benzyl-indazol-2-yl)-quinoline



15 The reaction was performed according to example 1 using 137.0 mg 4-
hydrazinoquinoline hydrochloride, 439.9 mg Cs_2CO_3 (2.7 equiv.) and a reaction time of
3 hours at 130 °C. This afforded 74.9 mg (45%) of the title compound. $^1\text{H-NMR}$
(DMSO-d_6) δ 4.35 (s, 2H), 6.80-6.84 (m, 2H), 7.00-7.05 (m, 3H), 7.13 (dd, 1H, $J = 8.5,$
20 6.7 Hz), 7.18 (d, 1H, $J = 8.4$ Hz), 7.38 (dd, 1H, $J = 6.8, 7.4$ Hz), 7.52 (dd, 1H, $J = 8.4,$
7.2 Hz), 7.70-7.76 (m, 3H), 7.83 (dd, 1H, $J = 6.8, 8.5$ Hz), 8.18 (d, 1H, $J = 8.5$ Hz),
9.11 (d, 1H, $J = 4.6$ Hz); $^{13}\text{C-NMR}$ (DMSO-d_6) δ 30.3, 117.2, 119.6, 120.6, 120.7,
121.5, 123.0, 124.0, 126.3, 127.0, 127.9, 128.1, 128.2, 129.1, 130.3, 136.9, 137.2,
143.2, 148.5, 148.7, 150.5.

25

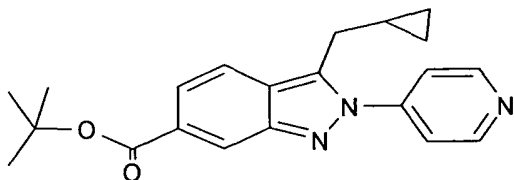
Example 40: 3-Benzyl-2-pyridin-4-yl-2H-indazole-6-carboxylic acid tert-butyl ester



The reaction was performed according to example 1 using 156.4 mg 3-chloro-4-phenylethynyl-benzoic acid tert-butyl ester, 101.9 mg 4-hydrazinopyridine hydrochloride (1.4 equiv.) and 456.2 mg Cs₂CO₃ (2.8 equiv.) with a reaction time of 2 hours at 110 °C. This afforded 104.7 mg (54%) of the title compound. ¹H-NMR (DMSO-d₆) δ 1.58 (s, 9H), 4.66 (s, 2H), 6.98 (d, 2H, *J* = 7.4 Hz), 7.15-7.24 (m, 3H), 7.51 (dd, 1H, *J* = 8.8, 1.3 Hz), 7.69-7.73 (m, 3H), 8.30 (s, 1H), 8.77 (dd, 2H, *J* = 4.6, 1.6 Hz); HRMS (FAB): Calculated for C₂₄H₂₄N₃O₂ (M+H⁺) 386.1869, found 386.1864.

10

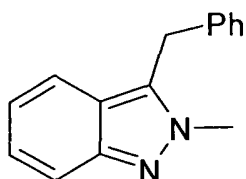
Example 41: 3-Cyclopropylmethyl-2-pyridin-4-yl-2H-indazole-6-carboxylic acid tert-butyl ester



The reaction was performed according to example 1 using 138.4 mg 3-chloro-4-cyclopropylethynyl-benzoic acid tert-butyl ester, 101.9 mg 4-hydrazinopyridine hydrochloride (1.4 equiv.) and 456.2 mg Cs₂CO₃ (2.8 equiv.) with a reaction time of 4 hours at 110 °C. This afforded 73.0 mg (42%) of the title compound. ¹H-NMR (DMSO-d₆) δ 0.14-0.18 (m, 2H), 0.40-0.45 (m, 2H), 0.91-1.00 (m, 1H), 1.59 (s, 9H), 3.16 (d, 2H, *J* = 6.8 Hz), 7.54 (dd, 1H, *J* = 8.9, 1.3 Hz), 7.81 (dd, 2H, *J* = 4.5, 1.6 Hz), 7.99 (dd, 1H, *J* = 8.9, 0.8 Hz), 8.85 (dd, 2H, *J* = 4.5, 1.6 Hz); HRMS (FAB): Calculated for C₂₁H₂₄N₃O₂ (M+H⁺) 350.1869, found 350.1864.

20

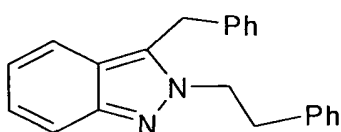
Example 42: 3-Benzyl-2-methyl-2H-indazole



The reaction was performed according to example 1 using 32.3 mg methylhydrazine with a reaction time of 5 hours at 110 °C. This afforded 68.6 mg (62%) of the title compound. ¹H-NMR (DMSO-d₆) δ 4.03 (s, 3H), 4.48 (s, 2H), 6.96 (dd, 1H, *J* = 8.2, 6.5 Hz), 7.17-7.24 (m, 4H), 7.28-7.33 (m, 2H), 7.51 (d, 1H, *J* = 8.5 Hz), 7.57 (d, 1H, *J* = 8.5 Hz); ¹³C-NMR (DMSO-d₆) δ 29.6, 37.6, 116.6, 120.0, 120.2, 120.8, 125.3, 126.4, 128.3, 128.6, 133.8, 137.8, 146.9; HRMS (FAB): Calculated for C₁₅H₁₅N₂ (M+H⁺) 223.1235, found 223.1231.

10

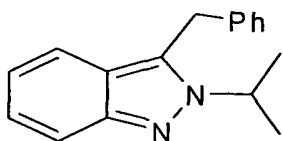
Example 43: 3-Benzyl-2-phenethyl-2H-indazole



The reaction was performed according to example 1 using 95.3 mg phenethylhydrazine with a reaction time of 20 hours at 110 °C. This afforded 77.7 mg (50%) of the title compound. ¹H-NMR (DMSO-d₆) δ 3.01 (t, 2H, *J* = 7.6 Hz), 4.29 (s, 2H), 4.51 (t, 2H, *J* = 7.6 Hz), 6.95 (ddd, 1H, *J* = 8.2, 6.5, 0.6 Hz), 7.07 (d, 2H, *J* = 7.0 Hz), 7.11 (d, 2H, *J* = 7.0 Hz), 7.19-7.31 (m, 7H), 7.51 (d, 1H, *J* = 8.5 Hz), 7.56 (d, 1H, *J* = 8.5 Hz); ¹³C-NMR (DMSO-d₆) δ 29.3, 35.9, 51.0, 116.7, 120.1, 120.2, 120.6, 125.4, 126.4, 126.7, 128.2, 128.3, 128.6, 128.7, 133.7, 137.9, 138.0, 147.2; HRMS (FAB): Calculated for C₂₂H₂₁N₂ (M+H⁺) 313.1705, found 313.1698.

20

Example 44: 3-Benzyl-2-isopropyl-2H-indazole

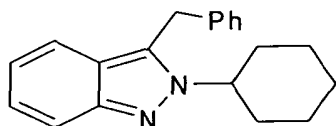


The reaction was performed according to example 1 using 77.4 mg isopropylhydrazine hydrochloride, 439.9 mg Cs₂CO₃ (2.7 equiv.) and a reaction time of 20 hours at 110

25

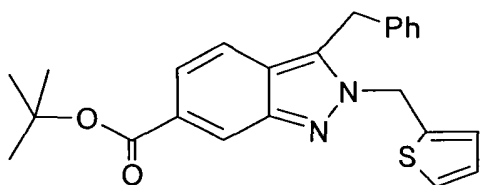
°C. This afforded 68.4 mg (55%) of the title compound. ¹H-NMR (DMSO-d₆) δ 1.35 (d, 6H, *J* = 6.6 Hz), 4.50 (s, 2H), 4.86 (septet, 1H, *J* = 6.6 Hz), 6.97 (ddd, 1H, *J* = 8.3, 6.5, 0.6 Hz), 7.16-7.23 (m, 4H), 7.27-7.32 (m, 2H), 7.56 (d, 1H, *J* = 8.6 Hz), 7.64 (d, 1H, *J* = 8.6 Hz); ¹³C-NMR (DMSO-d₆) δ 22.6, 29.2, 50.3, 116.9, 120.0, 120.1, 120.6, 125.2, 126.4, 128.1, 128.5, 132.4, 138.3, 147.0; HRMS (FAB): Calculated for C₁₇H₁₉N₂ (M+H⁺) 251.1548, found 251.1542.

Example 45: 3-Benzyl-2-cyclohexyl-2H-indazole



10 The reaction was performed according to example 1 using 105.5 mg cyclohexyl-hydrazine hydrochloride, 439.9 mg Cs₂CO₃ (2.7 equiv.) and a reaction time of 20 hours at 110 °C. This afforded 69.4 mg (48%) of the title compound. ¹H-NMR (DMSO-d₆) δ 1.13-1.40 (m, 3H), 1.63 (br t, 3H, *J* = 13.0 Hz), 1.74 (d, 2H, *J* = 13.4, Hz), 1.89 (dq, 2H, *J* = 3.4, 12.6 Hz), 4.45 (tt, 1H, *J* = 3.6, 11.4 Hz), 4.50 (s, 2H), 6.96 (ddd, 1H, *J* = 8.3, 6.5, 0.7 Hz), 7.16-7.23 (m, 4H), 7.26-7.32 (m, 2H), 7.54 (d, 1H, *J* = 8.7 Hz), 7.65 (d, 1H, *J* = 8.5 Hz); ¹³C-NMR (DMSO-d₆) δ 24.8, 24.9 (2C), 29.3, 32.8, 57.7, 116.9, 120.0, 120.1, 120.4, 125.1, 126.4, 128.2, 128.5, 132.7, 138.5, 146.9; HRMS (FAB): Calculated for C₂₀H₂₃N₂ (M+H⁺) 291.1861, found 291.1856.

20 Example 46: 3-Benzyl-2-thiophen-2-ylmethyl-2H-indazole-6-carboxylic acid tert-butyl ester

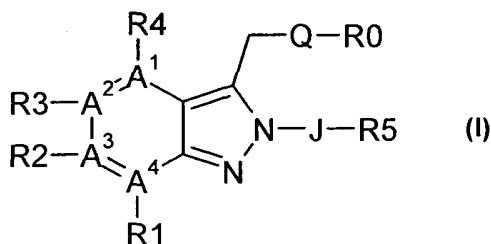


The reaction was performed according to example 1 using 156.4 mg 3-chloro-4-phenylethynyl-benzoic acid tert-butyl ester, 164.7 mg thiophen-2-ylmethyl-hydrazine hydrochloride (2.0 equiv.) and 488.7 mg Cs₂CO₃ (3.0 equiv.) with a reaction time of 5 hours at 110 °C. This afforded 72.8 mg (36%) of the title compound. ¹H-NMR (DMSO-d₆) δ 1.56 (s, 9H), 4.58 (s, 2H), 5.86 (s, 2H), 6.93 (dd, 1H, *J* = 5.1, 3.5 Hz), 7.04 (dd,

1H, $J = 3.5, 1.0$ Hz), 7.16 (d, 2H, $J = 7.4$ Hz), 7.20-7.29 (m, 3H), 7.42 (dd, 1H, $J = 8.8, 1.2$ Hz), 7.44 (dd, 1H, $J = 5.0, 1.2$ Hz), 7.55 (dd, 1H, $J = 8.7, 0.7$ Hz), 8.20 (s, 1H).

Claims

1. A process for preparing a compound of formula I



5

and/or all stereoisomeric forms of the compound of formula I, and/or mixtures of these forms in any ratio, and/or a physiologically tolerated salt of the compound of formula I, wherein

10

A1, A2, A3 and A4 are independently from each other selected from a carbon or a nitrogen atom to form together with the two carbon atoms in formula I a stable aromatic or heteroaromatic ring;

Q is a covalent bond,

-(C₁-C₆)-alkylene, wherein alkylene is unsubstituted or mono-, di- or trisubstituted independently of one another by R14;

15

-(C₃-C₈)-cycloalkyl, wherein cycloalkyl is unsubstituted or mono-, di- or trisubstituted independently of one another by R14;

-(C₆-C₁₄)-aryl, wherein aryl is unsubstituted or mono-, di-, tri- or four times substituted independently of one another by R13;

-(C₁-C₄)-alkylene-O-(C₁-C₄)-alkylene,

20

-(C₁-C₄)-alkylene-O-; or

-(C₅-C₁₄)-heteroaryl, wherein heteroaryl is unsubstituted or mono-, di-, tri- or four times substituted independently of one another by R13;

J is a covalent bond,

-(C₁-C₆)-alkylene, wherein alkylene is unsubstituted or mono-, di- or trisubstituted independently of one another by R14;

25

-(C₃-C₈)-cycloalkyl, wherein cycloalkyl is unsubstituted or mono-, di- or trisubstituted independently of one another by R14;

-(C₆-C₁₄)-aryl, wherein aryl is unsubstituted or mono-, di-, tri- or four times substituted independently of one another by R₁₃; or

-(C₅-C₁₄)-heteroaryl, wherein heteroaryl is unsubstituted or mono-, di-, tri- or four times substituted independently of one another by R₁₃;

5 R₀, R₁, R₂, R₃ and R₄ are independent of one another identical or different and are a) hydrogen atom,

b) -(C₁-C₄)-alkyl, wherein alkyl is unsubstituted or substituted one to three times by R₁₃,

c) halogen,

10 d) phenyloxy-, wherein phenyloxy is unsubstituted or substituted one to three times by R₁₃,

e) -(C₁-C₃)-fluoroalkyl,

f) -N(R₁₀)-(C₁-C₄)-alkyl, wherein alkyl is unsubstituted or substituted one to three times by R₁₃,

15 g) -(C₆-C₁₄)-aryl, wherein aryl is unsubstituted or mono-, di-, tri- or four times substituted independently of one another by R₁₃,

h) -(C₅-C₁₄)-heteroaryl, wherein heteroaryl is unsubstituted or mono-, di-, tri- or four times substituted independently of one another by R₁₃,

20 i) -(C₃-C₈)-cycloalkyl, wherein said cycloalkyl is unsubstituted or mono-, di-, tri- or four times substituted independently of one another by R₁₃,

j) a 3- to 7-membered cyclic residue, containing 1, 2, 3 or 4 heteroatoms chosen from nitrogen, sulfur or oxygen, wherein said cyclic residue is unsubstituted or mono-, di-, tri- or four times substituted independently of one another by R₁₃,

25 k) -O-CF₃,

l) -O-(C₁-C₄)-alkyl, wherein alkyl is unsubstituted or substituted one to three times by R₁₃,

m) -NO₂,

n) -CN,

30 o) -OH,

p) -C(O)-R₁₀,

- q) -C(O)-O-R11,
r) -C(O)-N(R11)-R12,
s) -N(R11)-R12,
t) -N(R10)-SO₂-R10,
5 u) -S-R10,
v) -SO_n-R10, wherein n is 1 or 2,
w) -SO₂-N(R11)-R12, or
x) -O-SO₂-R13, or
y) at least one of R1, R2, R3 or R4 are absent in case one or more of A1,
10 A2, A3 or A4 are nitrogen atom, or
R1 and R2, R2 and R3 or R3 and R4 form together with the atoms which they
are attached to a 5- or 8- membered ring, containing up to 0, 1, 2, 3 or 4
heteroatoms chosen from nitrogen, sulfur or oxygen, wherein said ring is
unsubstituted or substituted one, two, three or four times by R14,
15 R5 is a) -(C₁-C₄)-alkyl, wherein alkyl is unsubstituted or substituted one
to three times by R13,
b) halogen,
c) phenoxy-, wherein phenoxy is unsubstituted or substituted one to
three times by R13,
20 d) -(C₁-C₃)-fluoroalkyl,
e) -N(R10)-(C₁-C₄)-alkyl, wherein alkyl is unsubstituted or substituted one
to three times by R13,
f) -(C₆-C₁₄)-aryl, wherein aryl is unsubstituted or mono-, di-, tri- or four
times substituted independently of one another by R13,
25 g) -(C₅-C₁₄)-heteroaryl, wherein heteroaryl is unsubstituted or mono-, di-,
tri- or four times substituted independently of one another by R13,
h) -(C₃-C₈)-cycloalkyl, wherein said cycloalkyl is unsubstituted or mono-, di-
, tri- or four times substituted independently of one another by R13,
i) a 3- to 7-membered cyclic residue, containing 1, 2, 3 or 4 heteroatoms
30 chosen from nitrogen, sulfur or oxygen, wherein said cyclic residue is

unsubstituted or mono-, di-, tri- or four times substituted independently of one another by R13,

- j) -O-CF₃,
- k) -O-(C₁-C₄)-alkyl, wherein alkyl is unsubstituted or substituted one to
5 three times by R13,
- l) -NO₂,
- m) -CN,
- n) -OH,
- o) -C(O)-R10,
- 10 p) -C(O)-O-R11,
- q) -C(O)-N(R11)-R12,
- r) -N(R11)-R12,
- s) -N(R10)-SO₂-R10,
- t) -S-R10,
- 15 u) -SO_n-R10, wherein n is 1 or 2,
- v) -SO₂-N(R11)-R12, or
- w) -O-SO₂-R13,

R10 is hydrogen atom, -(C₁-C₃)-fluoroalkyl or -(C₁-C₆)-alkyl,

R11 and R12 are independently of one another identical or different and are

- 20 a) hydrogen atom,
- b) -(C₁-C₆)-alkyl, wherein alkyl is unsubstituted or mono-, di- or trisubstituted independently of one another by R13,
- c) -(C₆-C₁₄)-aryl-, wherein aryl is unsubstituted or mono-, di- or trisubstituted independently of one another by R13, or
- 25 d) -(C₅-C₁₄)-heteroaryl, wherein heteroaryl is unsubstituted or mono-, di- or trisubstituted independently of one another by R13,

R13 is halogen, -NO₂, -CN, =O, -OH, -(C₁-C₈)-alkyl, -(C₁-C₈)-alkoxy, -CF₃, phenyloxy-, -C(O)-R10, -C(O)-O-R17, -C(O)-N(R17)-R18, -N(R17)-R18, -N(R10)-SO₂-R10, -S-R10, -SO_n-R10, wherein n is 1 or 2, -SO₂-N(R17)-R18,
30 -(C₆-C₁₄)-aryl, wherein aryl is unsubstituted or mono-, di- or trisubstituted

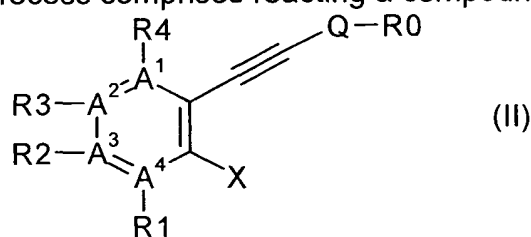
independently of one another by R14, -(C₅-C₁₄)-heteroaryl, wherein heteroaryl is unsubstituted or mono-, di- or trisubstituted independently of one another by R14, -(C₃-C₈)-cycloalkyl, wherein said cycloalkyl is unsubstituted or mono-, di- or trisubstituted independently of one another by R14, or a 3- to 7-membered cyclic residue, containing up to 1, 2, 3 or 4 heteroatoms chosen from nitrogen, sulfur or oxygen, wherein said cyclic residue is unsubstituted or mono-, di- or trisubstituted independently of one another by R14,

R14 is halogen, -OH, =O, -CN, -CF₃, -(C₁-C₈)-alkyl, -(C₁-C₄)-alkoxy, -NO₂, -C(O)-OH, -N(R11)-R12, -C(O)-O-(C₁-C₄)-alkyl, -(C₁-C₈)-alkylsulfonyl, -C(O)-NH-(C₁-C₈)-alkyl, -C(O)-N[(C₁-C₈)-alkyl]₂, -C(O)-NH₂, -S-R10, -N(R10)-C(O)-NH-(C₁-C₈)-alkyl, or -N(R10)-C(O)-N[(C₁-C₈)-alkyl]₂,

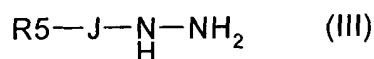
R17 and R18 are independently of one another identical or different and are

- hydrogen atom,
- (C₁-C₆)-alkyl,
- (C₆-C₁₄)-aryl- or
- (C₅-C₁₄)-heteroaryl,

said process comprises reacting a compound of formula II



wherein R0, R1, R2, R3, R4, A1, A2, A3, A4 and Q are as defined in formula I and X is Cl, Br, I, triflate, nonaflate, tosylate, alkyl sulfonate or aryl sulfonate, with a compound of formula III or any salts thereof,



wherein J and R5 are as defined in formula I,

in the presence of a transition metal catalyst to give a compound of formula I

25 and

optionally the compound of formula I is converted to its physiologically tolerated salt.

2. The process according to claim 1, wherein a compound of formula I is prepared, wherein

A1, A2, A3 and A4 form together with the two carbon atoms in formula I a

5 benzene, pyrazine, pyridazine, pyridine, pyrimidine, triazine or tetrazine,

Q is a covalent bond,

-(C₁-C₆)-alkylene, wherein alkylene is unsubstituted or mono-, di- or trisubstituted independently of one another by R14;

10 -(C₃-C₆)-cycloalkyl, wherein cycloalkyl is unsubstituted or mono-, di- or trisubstituted independently of one another by R14;

phenyl, wherein phenyl is unsubstituted or mono-, di-, tri- or four times substituted independently of one another by R13;

-(C₁-C₄)-alkylene-O-(C₁-C₄)-alkylene,

-(C₁-C₄)-alkylene-O-, or

15 -(C₅-C₁₄)-heteroaryl, wherein heteroaryl is selected from acridinyl, azaindole

(1H-pyrrolopyridinyl), azabenzimidazolyl, azaspirodecanyl, azepinyl, azetidinyl,

benzimidazolyl, benzofuranyl, benzothiofuranyl, benzothiophenyl, benzoxazolyl,

benzthiazolyl, benztriazolyl, benztetrazolyl, benzisoxazolyl, benzisothiazolyl,

carbazolyl, 4aH-carbazolyl, carbolinyl, chromanyl, chromenyl, cinnolinyl,

20 decahydrochinolinyl, 4,5-dihydrooxazoliny, dioxazolyl, dioxazinyl, 1,3-

dioxolanyl, 1,3-dioxolenyl, 3,3-dioxo[1,3,4]oxathiazinyl, 6H-1,5,2-dithiazinyl,

dihydrofuro[2,3-b]-tetrahydrofuranly, furanyl, furazanly, imidazolidinyl,

imidazolinyl, imidazolyl, indanyl, 1H-indazolyl, indolinyl, indoliziny, indolyl, 3H-

indolyl, isobenzofuranyl, isochromanyl, isoindazolyl, isoindolinyl, isoindolyl,

25 isoquinolinyl, isothiazolyl, isothiazolidinyl, isothiazolinyl, isoxazolyl, isoxazoliny, isoxazolidinyl, 2-isoxazoliny, ketopiperazinyl, morpholinyl, naphthyridinyl,

octahydroisoquinolinyl, oxadiazolyl, 1,2,3-oxadiazolyl, 1,2,4-oxadiazolyl, 1,2,5-

oxadiazolyl, 1,3,4-oxadiazolyl, 1,2-oxa-thiepanyl, 1,2-oxathiolanyl, 1,4-

oxazepanyl, 1,4-oxazepiny, 1,2-oxazinyl, 1,3-oxazinyl, 1,4-oxazinyl,

30 oxazolidinyl, oxazoliny, oxazolyl, oxetanyl, oxocanyl, phenanthridinyl,

phenanthroliny, phenazinyl, phenothiazinyl, phenoxathiiny, phenoxazinyl,

phthalazinyl, piperazinyl, piperidinyl, pteridinyl, purinyl, pyranly, pyrazinyl,

- pyrazolidinyl, pyrazolinyl, pyrazolyl, pyrazolo[3,4-b]pyridine, pyridazinyl, pyridooxazolyl, pyridoimidazolyl, pyridothiazolyl, pyridinyl, pyridyl, pyrimidinyl, pyrrolidinyl, pyrrolidinonyl, pyrrolinyl, 2H-pyrrolyl, pyrrolyl, quinazoliny, quinoliny, 4H-quinoliziny, quinoxaliny, quinuclidiny, tetrahydrofuranyl, tetrahydroisoquinoliny, tetrahydroquinoliny, tetrahydrofuranyl, tetrahydropyranyl, tetrahydropyridiny, tetrahydrothiophenyl, tetraziny, tetrazoly, 6H-1,2,5-thiadiaziny, 1,2,3-thiadiazoly, 1,2,4-thiadiazoly, 1,2,5-thiadiazoly, 1,3,4-thiadiazoly, thianthrenyl, 1,2-thiaziny, 1,3-thiaziny, 1,4-thiaziny, 1,3-thiazoly, thiazoly, thiazolidiny, thiazolinyl, thienyl, thietanyl, thienothiazoly, thienooxazolyl, thienoimidazolyl, thietanyl, thiomorpholinyl, thiophenoly, thiophenyl, thiopyranyl, 1,2,3-triaziny, 1,2,4-triaziny, 1,3,5-triaziny, 1,2,3-triazoly, 1,2,3-triazoly, 1,2,4-triazoly, 1,2,5-triazoly, 1,3,4-triazoly and xanthenyl, and wherein heteroaryl is unsubstituted or mono-, di-, tri- or four times substituted independently of one another by R13;
- 15 J is a covalent bond,
-(C₁-C₆)-alkylene, wherein alkylene is unsubstituted or mono-, di- or trisubstituted independently of one another by R14;
-(C₃-C₆)-cycloalkyl, wherein cycloalkyl is unsubstituted or mono-, di- or trisubstituted independently of one another by R14;
- 20 phenyl, wherein phenyl is unsubstituted or mono-, di-, tri- or four times substituted independently of one another by R13; or
-(C₅-C₁₄)-heteroaryl, wherein heteroaryl is as defined above and is unsubstituted or mono-, di-, tri- or four times substituted independently of one another by R13;
- 25 R0, R1, R2, R3 and R4 are independent of one another identical or different and are
- hydrogen atom,
 - (C₁-C₄)-alkyl, wherein alkyl is unsubstituted or substituted one, two or three times by R13,
 - F, Cl or Br,
 - 30 phenoxy-, wherein phenoxy is unsubstituted or substituted one, two or three times by R13,
 - (C₁-C₃)-fluoroalkyl,

- f) -N(R10)-(C₁-C₄)-alkyl, wherein alkyl is unsubstituted or substituted one, two or three times by R13,
- g) phenyl or naphthyl, wherein phenyl or naphthyl are unsubstituted or substituted one, two or three times by R13,
- 5 h) -(C₅-C₁₄)-heteroaryl, wherein heteroaryl is as defined above and is unsubstituted or mono-, di-, tri- or four times substituted independently of one another by R13,
- i) -(C₃-C₈)-cycloalkyl, wherein said cycloalkyl is unsubstituted or mono-, di-, tri- or four times substituted independently of one another by R13,
- 10 j) a 3- to 7-membered cyclic residue selected from azepine, azetidine, aziridine, azirine, 1,4 diazepane, 1,2-diazepine, 1,3-diazepine, 1,4-diazepine, diaziridine, diazirine, dioxazole, dioxazine, dioxole, 1,3-dioxolene, 1,3-dioxolane, furan, imidazole, imidazoline, imidazolidine, isothiazole, isothiazolidine, isothiazoline, isoxazole, isoxazoline,
- 15 isoxazolidine, 2-isoxazoline, ketomorpholine, ketopiperazine, morpholine, 1,2-oxa-thiepane, 1,2-oxathiolane, 1,4-oxazepane, 1,2-oxazine, 1,3-oxazine, 1,4-oxazine, oxazole, oxaziridine, oxetan, oxirane, piperazine, piperidine, pyran, pyrazine, pyrazole, pyrazoline, pyrazolidine, pyridazine, pyridine, pyrimidine, pyrrole, pyrrolidine, pyrrolidinone, pyrroline,
- 20 tetrahydrofuran, tetrahydropyran, tetrahydropyridine, tetrazine, tetrazole, thiadiazine thiadiazole, 1,2-thiazine, 1,3-thiazine, 1,4-thiazine, 1,3-thiazole, thiazole, thiazolidine, thiazoline, thienyl, thietan, thiomorpholine, thiopyran, 1,2,3-triazine, 1,2,4-triazine, 1,3,5-triazine, 1,2,3-triazole or 1,2,4-triazole, and is unsubstituted or mono-, di-, tri- or four times
- 25 substituted independently of one another by R13,
- k) -O-CF₃,
- l) -O-(C₁-C₄)-alkyl, wherein alkyl is unsubstituted or substituted one, two or three times by R13,
- m) -CN,
- 30 n) -OH,
- o) -C(O)-R10
- p) -C(O)-O-R11,

- q) -C(O)-N(R11)-R12,
r) -N(R11)-R12,
s) -N(R10)-SO₂-R10,
t) -S-R10,
5 u) -SO_n-R10, wherein n is 1 or 2,
v) -SO₂-N(R11)-R12, or
w) -O-SO₂-R13, or
x) at least one of R1, R2, R3 or R4 are absent in case one or more of A1, A2, A3 or A4 are nitrogen atom,
10 R5 is a) -(C₁-C₄)-alkyl, wherein alkyl is unsubstituted or substituted one, two or three times by R13,
b) F, Cl or Br,
c) phenyloxy-, wherein phenyloxy is unsubstituted or substituted one, two or three times by R13,
15 d) -(C₁-C₃)-fluoroalkyl,
e) -N(R10)-(C₁-C₄)-alkyl, wherein alkyl is unsubstituted or substituted one, two or three times by R13,
f) phenyl or naphthyl, wherein phenyl or naphthyl are unsubstituted or substituted one, two or three times by R13,
20 g) -(C₅-C₁₄)-heteroaryl, wherein heteroaryl is as defined above and is unsubstituted or mono-, di-, tri- or four times substituted independently of one another by R13,
h) -(C₃-C₈)-cycloalkyl, wherein said cycloalkyl is unsubstituted or mono-, di-, tri- or four times substituted independently of one another by R13,
25 i) a 3- to 7-membered cyclic residue selected from azepine, azetidione, aziridine, azirine, 1,4 diazepane, 1,2-diazepine, 1,3-diazepine, 1,4-diazepine, diaziridine, diazirine, dioxazole, dioxazine, dioxole, 1,3-dioxolene, 1,3-dioxolane, furan, imidazole, imidazoline, imidazolidine, isothiazole, isothiazolidine, isothiazoline, isoxazole, isoxazoline,
30 isoxazolidine, 2-isoxazoline, ketomorpholine, ketopiperazine, morpholine, 1,2-oxa-thiepane, 1,2-oxathiolane, 1,4-oxazepane, 1,2-oxazine, 1,3-

oxazine, 1,4-oxazine, oxazole, oxaziridine, oxetan, oxirane, piperazine, piperidine, pyran, pyrazine, pyrazole, pyrazoline, pyrazolidine, pyridazine, pyridine, pyrimidine, pyrrole, pyrrolidine, pyrrolidinone, pyrroline, tetrahydrofuran, tetrahydropyran, tetrahydropyridine, tetrazine, tetrazole, thiadiazine thiadiazole, 1,2-thiazine, 1,3-thiazine, 1,4-thiazine, 1,3-thiazole, thiazole, thiazolidine, thiazoline, thienyl, thietan, thiomorpholine, thiopyran, 1,2,3-triazine, 1,2,4-triazine, 1,3,5-triazine, 1,2,3-triazole or 1,2,4-triazole, and is unsubstituted or mono-, di-, tri- or four times substituted independently of one another by R13,

- 5
- 10 j) -O-CF₃,
k) -O-(C₁-C₄)-alkyl, wherein alkyl is unsubstituted or substituted one, two or three times by R13,
l) -CN,
m) -OH,
15 n) -C(O)-R10
o) -C(O)-O-R11,
p) -C(O)-N(R11)-R12,
q) -N(R11)-R12,
r) -N(R10)-SO₂-R10,
20 s) -S-R10,
t) -SO_n-R10, wherein n is 1 or 2,
u) -SO₂-N(R11)-R12, or
v) -O-SO₂-R13,

R10 is hydrogen atom, -(C₁-C₃)-fluoroalkyl or -(C₁-C₆)-alkyl,

25 R11 and R12 are independently of one another identical or different and are

- a) hydrogen atom,
b) -(C₁-C₄)-alkyl, wherein alkyl is unsubstituted or mono-, di- or trisubstituted independently of one another by R13,
c) phenyl, wherein phenyl is unsubstituted or mono-, di- or trisubstituted
30 independently of one another by R13,

d) $-(C_5-C_{14})$ -heteroaryl, wherein heteroaryl is as defined above and is unsubstituted or mono-, di- or trisubstituted independently of one another by R13,

R13 is F, Cl, -CN, =O, -OH, $-(C_1-C_8)$ -alkyl, $-(C_1-C_8)$ -alkoxy, -CF₃, phenyloxy-, -C(O)-R10, -C(O)-O-R17, -C(O)-N(R17)-R18, -N(R17)-R18, -N(R10)-SO₂-R10, -S-R10, -SO_n-R10, wherein n is 1 or 2, -SO₂-N(R17)-R18, phenyl, wherein phenyl is unsubstituted or mono-, di- or trisubstituted independently of one another by R14, $-(C_5-C_{14})$ -heteroaryl, wherein heteroaryl is as defined above and is unsubstituted or mono-, di- or trisubstituted independently of one another by R14, $-(C_3-C_6)$ -cycloalkyl, wherein said cycloalkyl is unsubstituted or mono-, di- or trisubstituted independently of one another by R14, or a 3- to 7-membered cyclic residue, which is as defined above and is unsubstituted or mono-, di- or trisubstituted independently of one another by R14,

R14 is F, Cl, -OH, =O, -CN, -CF₃, $-(C_1-C_8)$ -alkyl, $-(C_1-C_4)$ -alkoxy, -C(O)-OH, -N(R11)-R12, -C(O)-O- (C_1-C_4) -alkyl, $-(C_1-C_8)$ -alkylsulfonyl, -C(O)-NH₂, -C(O)-NH- (C_1-C_8) -alkyl, -C(O)-N[(C_1-C_8) -alkyl]₂, -S-R10, -N(R10)-C(O)-NH- (C_1-C_8) -alkyl or -N(R10)-C(O)-N[(C_1-C_8) -alkyl]₂,

R17 and R18 are independently of one another identical or different and are

- a) hydrogen atom,
- b) $-(C_1-C_4)$ -alkyl,
- c) phenyl or
- d) $-(C_5-C_{14})$ -heteroaryl, wherein heteroaryl is as defined above, and X is Cl, Br, I, triflate, nonaflate, tosylate, alkyl sulfonate or aryl sulfonate.

3. The process according to claims 1 or 2, wherein A1, A2, A3 and A4 form together with the two carbon atoms in formula I a benzene or pyridine, Q is a covalent bond, $-(C_1-C_6)$ -alkylene,

-(C₃-C₆)-cycloalkyl,

phenyl, wherein phenyl is unsubstituted or mono-, di-, tri- or four times substituted independently of one another by R₁₃,

-(C₁-C₄)-alkylene-O-(C₁-C₄)-alkylene,

5 -(C₁-C₄)-alkylene-O-; or

-(C₅-C₁₄)-heteroaryl, wherein heteroaryl is selected from pyridyl, quinoliny, tetrahydropyranyl and thienyl,

J is a covalent bond, -(C₁-C₆)-alkylene, -(C₃-C₆)-cycloalkyl, phenyl,

naphthyl, or -(C₅-C₁₄)-heteroaryl, wherein heteroaryl is as defined above,

10 R₀, R₁, R₂, R₃ and R₄ are independent of one another identical or different and are a) hydrogen atom,

b) -(C₁-C₄)-alkyl, wherein alkyl is unsubstituted or substituted one, two or three times by R₁₃,

c) F, Cl or Br,

15 d) naphthyl, wherein naphthyl is unsubstituted or substituted one, two or three times by R₁₃,

e) phenyl, wherein phenyl is unsubstituted or substituted one, two or three times by R₁₃,

f) -(C₅-C₁₄)-heteroaryl, wherein heteroaryl is as defined above,

20 g) -(C₃-C₆)-cycloalkyl,

h) -O-(C₁-C₄)-alkyl,

i) -CN,

j) -OH,

k) -C(O)-R₁₀,

25 l) -C(O)-O-R₁₁,

m) -C(O)-N(R₁₁)-R₁₂,

n) -N(R₁₁)-R₁₂, or

p) -O-SO₂-R₁₃,

R₅ is a) -(C₁-C₄)-alkyl, wherein alkyl is unsubstituted or substituted one, two or three times by R₁₃,

30

b) F, Cl or Br,

- c) naphthyl, wherein naphthyl is unsubstituted or substituted one, two or three times by R13,
- d) phenyl, wherein phenyl is unsubstituted or substituted one, two or three times by R13,
- 5 e) $-(C_5-C_{14})$ -heteroaryl, wherein heteroaryl is as defined above,
- f) $-(C_3-C_6)$ -cycloalkyl,
- g) $-O-(C_1-C_4)$ -alkyl,
- h) $-CN$,
- i) $-OH$,
- 10 j) $-C(O)-R_{10}$,
- k) $-C(O)-O-R_{11}$,
- l) $-C(O)-N(R_{11})-R_{12}$,
- m) $-N(R_{11})-R_{12}$, or
- n) $-O-SO_2-R_{13}$,

15 R10 is hydrogen atom or $-(C_1-C_4)$ -alkyl,

R11 and R12 are independently of one another identical or different and are hydrogen atom or $-(C_1-C_4)$ -alkyl, wherein alkyl is unsubstituted or mono-, di- or trisubstituted independently of one another by R13,

R13 is F, Cl, $-CN$, $-OH$, $-(C_1-C_4)$ -alkoxy, $-CF_3$ or phenyl, wherein phenyl is unsubstituted or mono-, di- or trisubstituted independently of one another by R14,

20

R14 is F, Cl, $-OH$, $-CN$, $-CF_3$, $-(C_1-C_4)$ -alkyl or $-(C_1-C_4)$ -alkoxy, and X is Cl, Br, I or tosylate.

- 25 4. The process according to claims 1 to 3, wherein one of the following compounds of formula I are prepared:

3-Benzyl-2-phenyl-2H-indazole; 2-Phenyl-3-pyridin-2-ylmethyl-2H-indazole; 2-Phenyl-3-(4-trifluoromethyl-benzyl)-2H-indazole; 2-Phenyl-3-(4-methoxy-benzyl)-2H-indazole; 3-(6-Methoxy-naphthalen-2-ylmethyl)-2-phenyl-2H-indazole; N,N-Diisopropyl-2-(2-phenyl-2H-indazol-3-yl)-acetamide; (2-Phenyl-2H-indazol-3-yl)-acetic acid tert-butyl ester; 3-(2,2-Diethoxy-ethyl)-2-phenyl-2H-

30

- indazole; 3-(2,2-Dimethyl-propyl)-2-phenyl-2H-indazole; 3-Hexyl-2-phenyl-2H-indazole; 3-Cyclopropylmethyl-2-phenyl-2H-indazole-6-carboxylic acid tert-butyl ester; 3-Benzyl-2-phenyl-2H-indazole-6-carboxylic acid tert-butyl ester; 3-Cyclopentylmethyl-2-phenyl-2H-indazole-6-carboxylic acid tert-butyl ester;
- 5 Diethyl-[2-(2-phenyl-2H-indazol-3-yl)-ethyl]-amine; 2-Phenyl-3-[2-(tetrahydropyran-2-yloxy)-ethyl]-2H-indazole; 3-Benzyl-2-phenyl-5-trifluoromethyl-2H-indazole; 3-Benzyl-6-fluoro-2-phenyl-2H-indazole; 3-Benzyl-4-methyl-2-phenyl-2H-indazole; 3-Benzyl-6-methoxy-2-phenyl-2H-indazole; 3-Benzyl-5-methoxy-2-phenyl-2H-indazole; Toluene-4-sulfonic acid 3-benzyl-2-phenyl-2H-indazol-6-yl ester;
- 10 3-Benzyl-2-phenyl-2H-indazole-5-carboxylic acid; 3-Benzyl-2-phenyl-2H-pyrazolo[4,3-c]pyridine; 3-Benzyl-2-(4-methoxy-phenyl)-2H-indazole; 3-Benzyl-2-(4-fluoro-phenyl)-2H-indazole; 3-Benzyl-2-(2-fluoro-phenyl)-2H-indazole; 4-(3-Benzyl-indazol-2-yl)-benzotrile; 3-Benzyl-2-naphthalen-1-yl-2H-indazole; 3-Benzyl-2-pyridin-4-yl-2H-indazole; 4-(3-Benzyl-indazol-2-yl)-quinoline; 3-Benzyl-
- 15 2-pyridin-4-yl-2H-indazole-6-carboxylic acid tert-butyl ester; 3-Cyclopropylmethyl-2-pyridin-4-yl-2H-indazole-6-carboxylic acid tert-butyl ester; 3-Benzyl-2-methyl-2H-indazole; 3-Benzyl-2-phenethyl-2H-indazole; 3-Benzyl-2-isopropyl-2H-indazole; 3-Benzyl-2-cyclohexyl-2H-indazole or 3-Benzyl-2-thiophen-2-ylmethyl-2H-indazole-6-carboxylic acid tert-butyl ester.
- 20
5. The process according to claims 1 to 4, wherein the transition metal catalyst is selected out of the group Pd-halides, Pd-halide complexes, Pd-phosphine complexes and Pd-alkene complexes.
- 25 6. The process according to claim 5, wherein the transition metal catalyst is selected out of the group palladium (II) chloride, palladium (II) bromide, palladium (II) iodide, palladium (II) acetate, palladium (II) trifluoroacetate, tris(dibenzyl-ideneacetone)dipalladium(0), tris(dibenzylideneacetone)dipalladium(0) chloroform adduct,
- 30 bis(dibenzylideneacetone)palladium (0), bis(triphenyl-phosphine)palladium (II) chloride or tetrakis(triphenylphosphine)palladium (0).

7. The process according to claims 1 to 6, wherein the process is performed in the presence of a base, which is selected out of the group of carbonates, phosphates, fluorides, alkoxides and hydroxides with a suitable metal or alkali metal as counterion.
- 5
8. The process according to claim 7, wherein the base is selected out of the group: potassium carbonate, potassium phosphate and caesium carbonate.
9. The process according to claims 1 to 7, wherein the process is performed in the presence of a ligand, which is selected out of the group: tri-*tert*-butylphosphine, tri-*tert*-butylphosphine tetrafluoroborate salt, tricyclohexylphosphine, dicyclohexylphenylphosphine, methyldiphenylphosphine, dimethylphenylphosphine, trimethylphosphine, triethylphosphine, triphenylphosphine, 2-dicyclohexylphosphino-2',4',6'-triisopropyl-1,1'-biphenyl and 2,2'-bis(di-*tert*-butylphosphino)biphenyl.
- 10
10. The process according to claims 1 to 9, wherein the process is performed in the presence of a solvent, which is selected out of the group: N,N-dimethylformamide, N-methylpyrrolidinone, dimethylacetamide, dimethylsulfoxide, 1,2-dimethoxyethane, triethylamine or pyridine
- 15
11. The process according to claims 1 to 10, wherein the reaction between the compounds of formula II and formula III is carried out in the temperature range from 60 °C to 150 °C.
- 20
- 25

INTERNATIONAL SEARCH REPORT

International application No
PCT/EP2008/004637

A. CLASSIFICATION OF SUBJECT MATTER
INV. C07D231/56

According to International Patent Classification (IPC) or to both national classification and IPC

B. FIELDS SEARCHED

Minimum documentation searched (classification system followed by classification symbols)
C07D

Documentation searched other than minimum documentation to the extent that such documents are included in the fields searched

Electronic data base consulted during the international search (name of data base and, where practical, search terms used)
EPO-Internal, CHEM ABS Data, BEILSTEIN Data

C. DOCUMENTS CONSIDERED TO BE RELEVANT

Category*	Citation of document, with indication, where appropriate, of the relevant passages	Relevant to claim No.
X	PRIKHODKO T A ET AL: "Heterocyclization of o-(arylethynyl)arylhydrazines as a new procedure for the synthesis of substituted 1H- and 2H-indazoles and indoles" RUSSIAN CHEMICAL BULLETIN, PLENUM PUBLISHING CO. NEW YORK, NY, US, vol. 50, no. 7, 2001, pages 1268-1273, XP002449824 ISSN: 1066-5285 cited in the application * Schemes 1, 2, 4, 6 * <div style="text-align: center;">----- -/--</div>	1-11

Further documents are listed in the continuation of Box C.
 See patent family annex.

* Special categories of cited documents:

A document defining the general state of the art which is not considered to be of particular relevance *E* earlier document but published on or after the international filing date *L* document which may throw doubts on priority claim(s) or which is cited to establish the publication date of another citation or other special reason (as specified) *O* document referring to an oral disclosure, use, exhibition or other means *P* document published prior to the international filing date but later than the priority date claimed	*T* later document published after the international filing date or priority date and not in conflict with the application but cited to understand the principle or theory underlying the invention *X* document of particular relevance; the claimed invention cannot be considered novel or cannot be considered to involve an inventive step when the document is taken alone *Y* document of particular relevance; the claimed invention cannot be considered to involve an inventive step when the document is combined with one or more other such documents, such combination being obvious to a person skilled in the art. *&* document member of the same patent family
---	---

Date of the actual completion of the international search 8 September 2008	Date of mailing of the international search report 15/09/2008
--	---

Name and mailing address of the ISA/ European Patent Office, P.B. 5818 Patentlaan 2 NL - 2280 HV Rijswijk Tel. (+31-70) 340-2040, Tx. 31 651 epo nt, Fax: (+31-70) 340-3016	Authorized officer Eberhard, Michael
---	--

INTERNATIONAL SEARCH REPORT

International application No
PCT/EP2008/004637

C(Continuation). DOCUMENTS CONSIDERED TO BE RELEVANT		
Category*	Citation of document, with indication, where appropriate, of the relevant passages	Relevant to claim No.
A	SONG ET AL: "A Novel Synthesis of 2-Aryl-2H-indazoles via a Palladium-Catalyzed Intramolecular Amination Reaction" ORG. LETT., vol. 2, no. 4, 2000, pages 519-521, XP002455650 * Scheme 1 * abstract -----	1-11
A	KIMBALL ET AL: "Two Unusual, Competitive Mechanisms for (2-Ethynylphenyl)triazene Cyclization: Pseudocoarctate versus Pericyclic Reactivity" J. ORG. CHEM., vol. 124, no. 8, 2002, pages 1572-1573, XP002455651 * Schemes 1, 2 * -----	1