



US00D346505S

United States Patent [19]

[11] Patent Number: **Des. 346,505**

Schweiger

[45] Date of Patent: **** May 3, 1994**

[54] SEAT

[75] Inventor: **Robert W. Schweiger**, Greensboro, N.C.

[73] Assignee: **Universal Furniture Industries, Inc.**, High Point, N.C.

[**] Term: **14 Years**

[21] Appl. No.: **920,212**

[22] Filed: **Jul. 24, 1992**

[52] U.S. Cl. **D6/381**

[58] Field of Search **D6/334, 335, 336, 371, D6/381, 500, 501, 502; 297/232**

[56] **References Cited**

U.S. PATENT DOCUMENTS

D. 258,328 2/1981 Williams **D6/381 X**

OTHER PUBLICATIONS

Schweiger Industries, Sofa #05377-1172, center. Waynline, Jan. 1978, Sofa #5581800 at right.

Schweiger Industries, Sofa #04797-1172 at background left.

Schweiger, Sofa #02361-1178 at right.

Schweiger, Sofa #5408-1172 at left.

Schweiger, Sofa #05653-1172 at right.

Waynline, Jul. 1985, Sofa #598/810 at left.

Primary Examiner—Alan P. Douglas

Assistant Examiner—Gary D. Watson

Attorney, Agent, or Firm—Edgar A. Zarins; Malcolm L. Sutherland

[57] CLAIM

The ornamental design for a seat, as shown and described.

DESCRIPTION

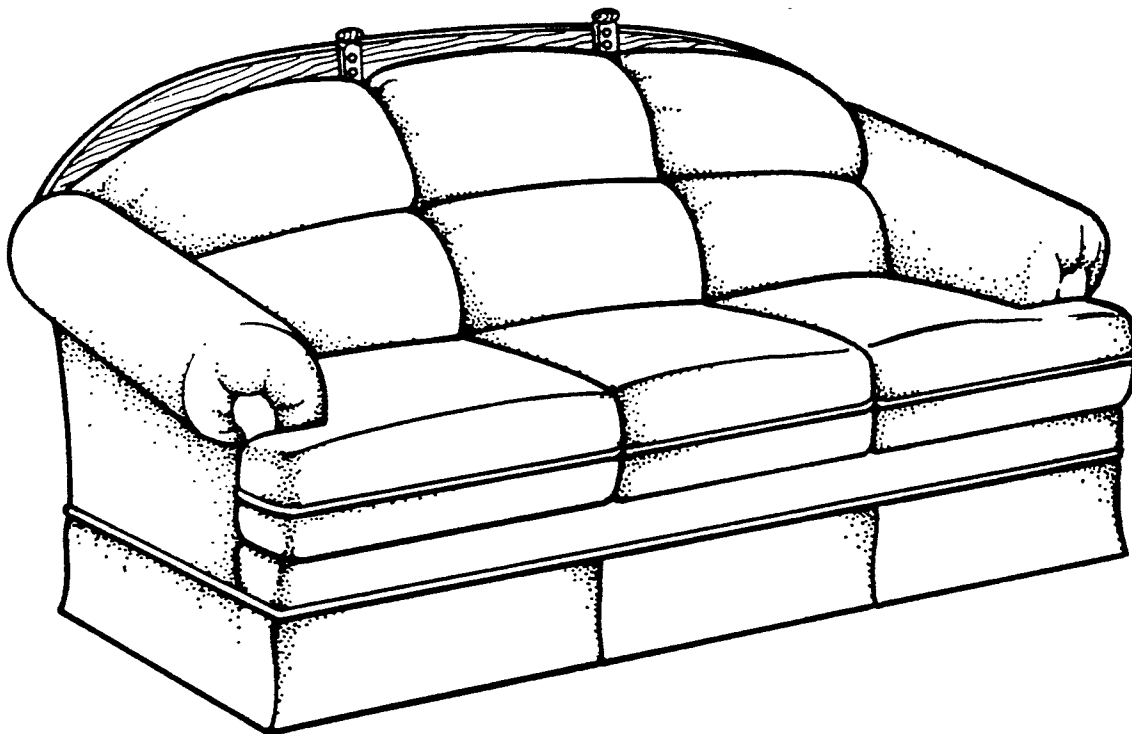
FIG. 1 is a perspective view of a first embodiment of a seat showing my new design;

FIG. 2 is a front plan view thereof;

FIG. 3 is a top plan view thereof;

FIG. 4 is a side plan view thereof, the opposite side being a mirror image of the side shown; and,

FIG. 5 is a perspective view of a second embodiment of a seat showing my new design.






Fig-1

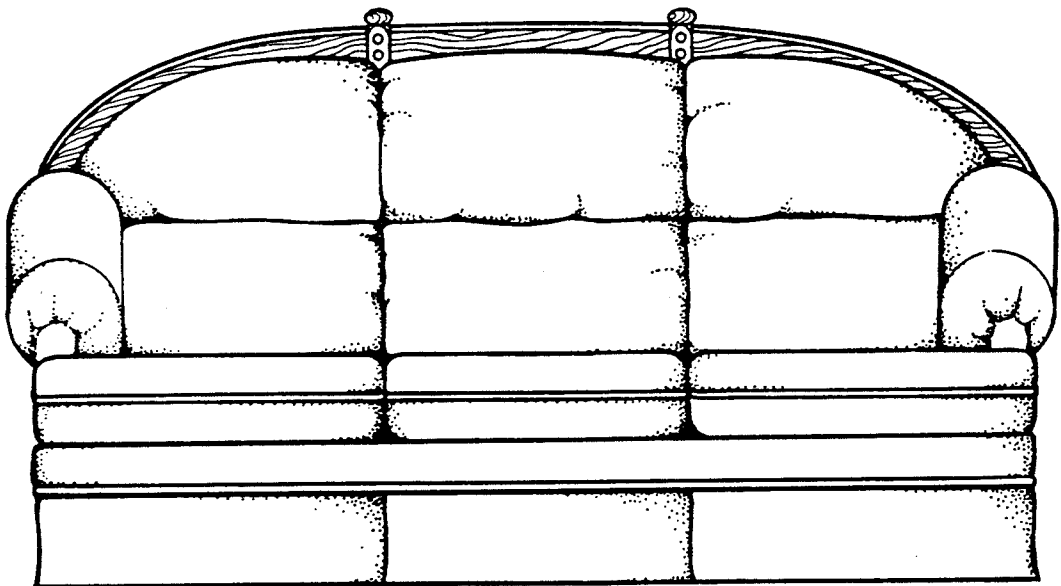


Fig-2

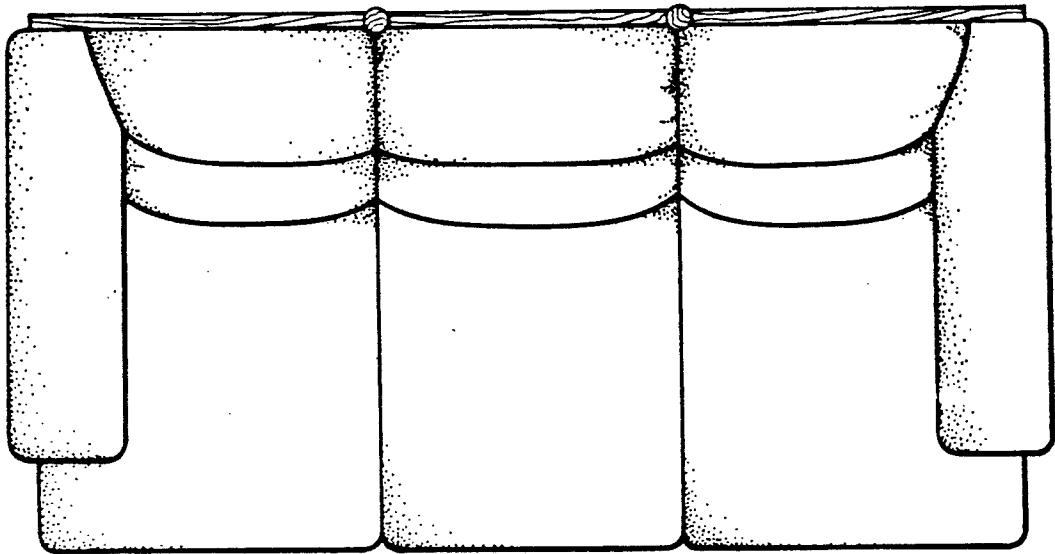


Fig-3

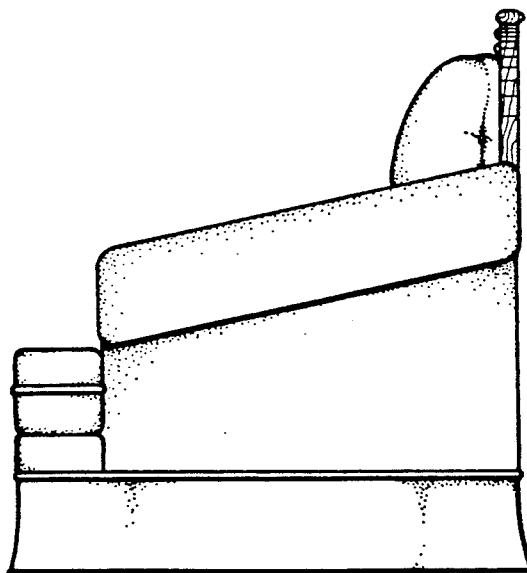


Fig-4

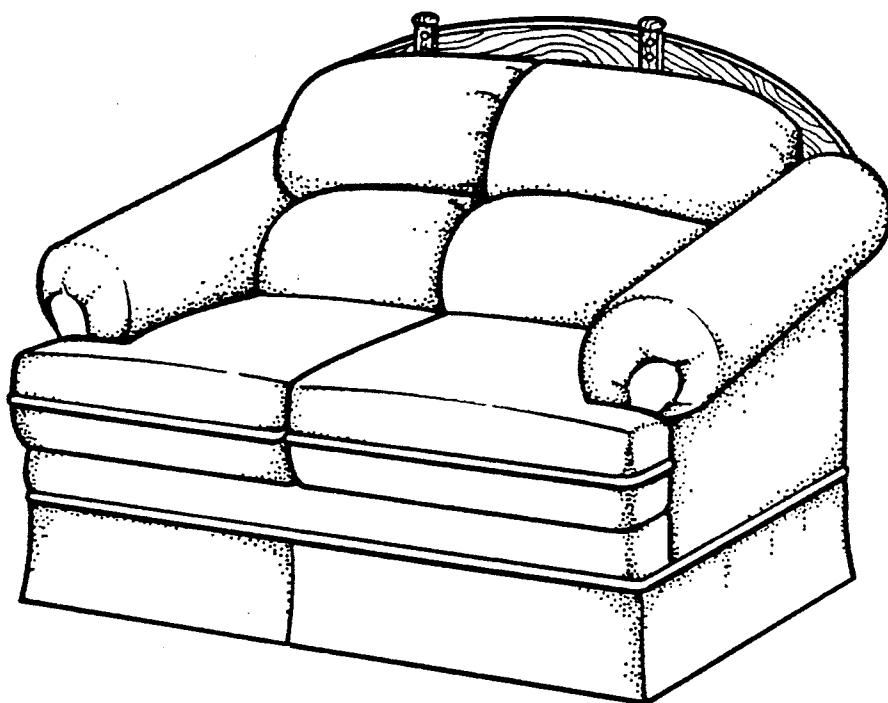


Fig-5