



US00D508301S

(12) **United States Design Patent**  
**Feilen**

(10) **Patent No.:** **US D508,301 S**

(45) **Date of Patent:** **\*\* Aug. 16, 2005**

(54) **EXTRUDED CONFECTION**

(75) **Inventor:** **Michael J. Feilen, Wheaton, IL (US)**

(73) **Assignee:** **QA Products, Inc., Elk Grove Village, IL (US)**

(\*\*) **Term:** **14 Years**

(21) **Appl. No.:** **29/213,721**

(22) **Filed:** **Sep. 22, 2004**

(51) **LOC (8) Cl.** ..... **01-01**

(52) **U.S. Cl.** ..... **D1/107; D1/128**

(58) **Field of Search** ..... **D1/106-107, 128, D1/129, 122; D11/57, 44, 82; D24/195; 426/104, 514-516, 618-621, 625, 64, 143**

5,700,494 A	12/1997	Masse et al.	
5,820,912 A	10/1998	Beckett et al.	
D409,355 S *	5/1999	Citarella et al.	..... D1/107
5,919,510 A	7/1999	Fayard et al.	
6,022,574 A	2/2000	Lanner et al.	
D428,235 S *	7/2000	Kreutzmann	..... D1/120
6,200,125 B1	3/2001	Akutagawa	
D448,138 S	9/2001	Gokturk	
6,309,686 B1	10/2001	Zietlow et al.	
6,620,448 B2	9/2003	Keller et al.	
6,632,466 B2	10/2003	Roussel et al.	
6,660,317 B1	12/2003	Akutagawa	

**FOREIGN PATENT DOCUMENTS**

CA	2248956	9/1997
CA	2255694	9/1997
CA	2184246	9/2000

\* cited by examiner

(56) **References Cited**

**U.S. PATENT DOCUMENTS**

1,621,010 A	3/1927	Hall	
1,628,251 A	5/1927	Laskey	
D76,977 S	11/1928	Baldwin	
2,858,219 A	10/1958	Benson	
D228,321 S *	9/1973	Vondel et al.	..... D1/120
4,569,848 A	2/1986	Giorgetti et al.	
D288,380 S	2/1987	Eldred et al.	
D297,280 S	8/1988	Lucas et al.	
4,834,635 A	5/1989	Groen	
4,855,146 A	8/1989	Murakami et al.	
D303,865 S	10/1989	Lucas et al.	
D303,866 S	10/1989	Lucas et al.	
D304,574 S	11/1989	Fay, III	
D324,934 S *	3/1992	Meyers et al.	..... D1/106
D329,524 S *	9/1992	Bonilla	..... D1/107
5,194,283 A	3/1993	Dupas et al.	
D345,043 S	3/1994	Dayley et al.	
D355,975 S	3/1995	Patoskie et al.	
5,492,706 A	2/1996	Cockings et al.	
5,620,713 A	4/1997	Rasmussen	
5,670,185 A	9/1997	Heck et al.	
5,686,128 A	11/1997	Tracy et al.	

*Primary Examiner*—Pamela Burgess  
(74) *Attorney, Agent, or Firm*—Brinks Hofer Gilson & Lione


(57) **CLAIM**

The ornamental design for an extruded confection, as shown.

**DESCRIPTION**

FIG. 1 is a perspective view of my new, original and ornamental design for an extruded confection; FIG. 2 is a front view of the embodiment shown in FIG. 1; FIG. 3 is a rear view of the embodiment shown in FIGS. 1-2; FIG. 4 is a top view of the embodiment shown in FIGS. 1-3; FIG. 5 is a bottom view of the embodiment shown in FIGS. 1-4; FIG. 6 is a left side view of the embodiment shown in FIGS. 1-5; and, FIG. 7 is a right side view of the embodiment shown in FIGS. 1-6.

**1 Claim, 2 Drawing Sheets**






Fig. 1




Fig. 2




Fig. 3




Fig. 4



Fig. 5



Fig. 6

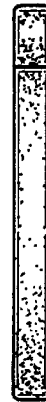


Fig. 7