



US00D998319S

(12) **United States Design Patent**  
**Xi**

(10) **Patent No.:** **US D998,319 S**

(45) **Date of Patent:** **\*\* Sep. 12, 2023**

(54) **SHOELACE BUCKLE**

(71) Applicant: **Qianqian Xi**, Bengbu (CN)

(72) Inventor: **Qianqian Xi**, Bengbu (CN)

(\*\*) Term: **15 Years**

(21) Appl. No.: **29/875,393**

(22) Filed: **May 4, 2023**

(51) **LOC (14) Cl.** ..... **02-04**

(52) **U.S. Cl.**  
USPC ..... **D2/978**

(58) **Field of Classification Search**  
USPC ..... D2/896, 943, 944, 946, 976, 978;  
D6/403-406, 709-710; D11/90, 143,  
D11/146, 155; D19/185; D21/301, 304,  
D21/319, 347, 372, 369, 386, 387, 403,  
D21/484-491, 478, 479; D25/4, 32, 126,  
D25/256, 61, 128; D26/154; D28/81,  
D28/85, 76  
CPC .... A43C 9/00; A43C 9/02; A43C 9/04; A43C  
9/06; A43C 9/08; A43C 1/00; A43C  
1/003; A43C 1/006; A43C 1/02; A43C  
1/04; A43C 1/06; A43B 1/0072; B65D  
5/029  
See application file for complete search history.

(56) **References Cited**

**U.S. PATENT DOCUMENTS**

D261,746 S \* 11/1981 Harshman ..... D11/146  
5,711,244 A \* 1/1998 Knapp ..... B63B 3/13  
220/669  
D560,545 S \* 1/2008 Schneider ..... D11/90

D626,852 S \* 11/2010 Kruetzkamp ..... D9/555  
D634,212 S \* 3/2011 Kruetzkamp ..... D9/690  
D698,533 S \* 2/2014 Peterson ..... D2/915  
8,852,373 B2 \* 10/2014 Cheng ..... A43C 9/04  
156/219  
D737,522 S \* 8/2015 Lavigne ..... D28/83  
D744,227 S \* 12/2015 Goto ..... D2/978  
D746,579 S \* 1/2016 Goto ..... D2/978  
D747,420 S \* 1/2016 Zhang ..... D21/486  
D754,262 S \* 4/2016 Kaplan ..... D21/491  
D778,591 S \* 2/2017 Goto ..... D2/978  
D778,592 S \* 2/2017 Goto ..... D2/978  
D832,654 S \* 11/2018 Phillips ..... D7/608  
D881,648 S \* 4/2020 Xue ..... D7/532  
D963,320 S 9/2022 Li  
2008/0295305 A1 \* 12/2008 Hsu ..... A43C 9/04  
24/715.6

\* cited by examiner

*Primary Examiner* — Rashida C. Walshon


(57) **CLAIM**

The ornamental design for a shoelace buckle, as shown and described.

**DESCRIPTION**

FIG. 1 is a front perspective view of a shoelace buckle, showing my new design;  
FIG. 2 is its split state diagram;  
FIG. 3 is a front view thereof;  
FIG. 4 is a rear view thereof;  
FIG. 5 is a left side view thereof;  
FIG. 6 is a right side view thereof;  
FIG. 7 is a top view thereof; and,  
FIG. 8 is a bottom view thereof.

**1 Claim, 8 Drawing Sheets**






FIG. 1

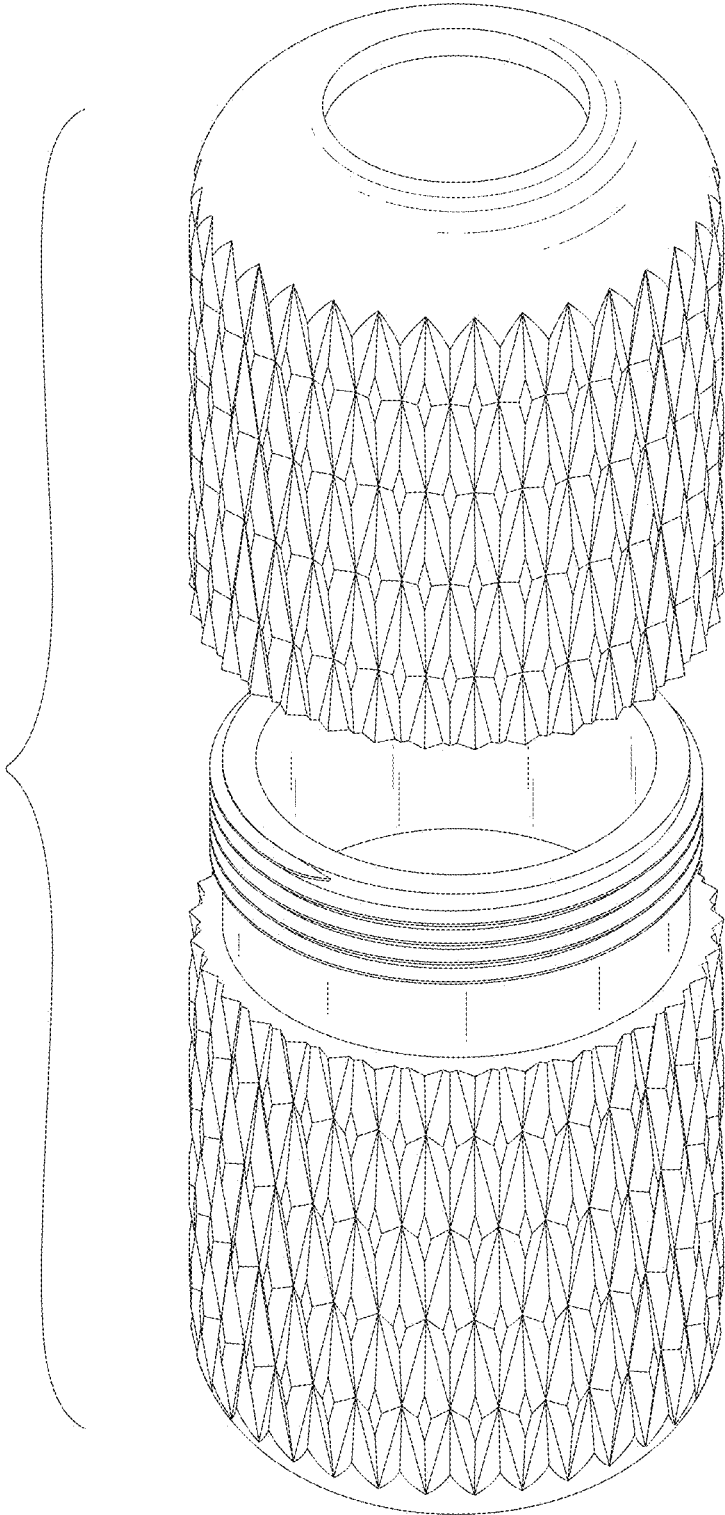


FIG. 2




FIG. 3




FIG. 4




FIG. 5




FIG. 6

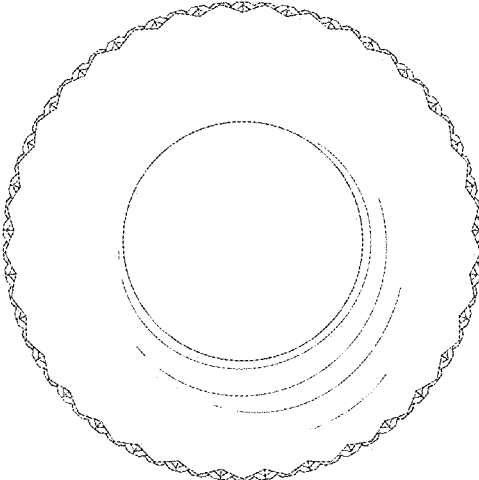


FIG. 7

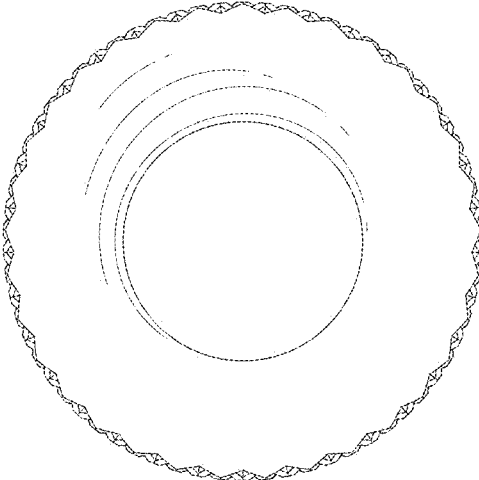


FIG. 8