



US00D788292S

(12) **United States Design Patent**
Andersen et al.

(10) **Patent No.:** **US D788,292 S**

(45) **Date of Patent:** **** May 30, 2017**

(54) **SUCTION DEVICE FOR NEGATIVE PRESSURE THERAPY**

(71) Applicant: **Mölnlycke Health Care AB**, Göteborg (SE)

(72) Inventors: **Bjarne Andersen**, Frederikssund (DK); **Karsten Videbaek**, Jyllinge (DK)

(73) Assignee: **Mölnlycke Health Care AB**, Gothenburg (SE)

(**) Term: **15 Years**

(21) Appl. No.: **29/537,404**

(22) Filed: **Aug. 25, 2015**

Related U.S. Application Data

(62) Division of application No. 29/458,769, filed on Jun. 21, 2013, now Pat. No. Des. 738,487.

Foreign Application Priority Data

Jan. 28, 2013	(EM)	002173476-0001
Jan. 28, 2013	(EM)	002173476-0002
Jan. 28, 2013	(EM)	002173476-0003
Jan. 28, 2013	(EM)	002173476-0004
Jan. 28, 2013	(EM)	002173476-0005

(51) **LOC (10) Cl.** **24-01**

(52) **U.S. Cl.**
USPC **D24/108**

(58) **Field of Classification Search**
USPC D24/107, 108, 111, 127, 129, 185, 188
CPC .. A61M 1/0088; A61M 1/0031; A61M 27/00;
A61M 1/0023; A61M 1/0001; A61M
1/009; A61M 1/0096; A61M 1/0058;
A61M 1/0066; A61M 1/00

See application file for complete search history.

(56) **References Cited**

U.S. PATENT DOCUMENTS

4,645,492	A	2/1987	Weeks
4,778,446	A	10/1988	Jensen
D404,134	S	1/1999	Dunshee
6,179,804	B1	1/2001	Satterfield
6,685,681	B2	2/2004	Lockwood et al.
7,276,051	B1	10/2007	Henley et al.
7,534,927	B2	5/2009	Lockwood et al.
7,651,484	B2	1/2010	Heaton et al.
7,776,028	B2	8/2010	Miller et al.
8,007,491	B2	8/2011	Pinto et al.
8,057,447	B2	11/2011	Olson et al.

(Continued)

FOREIGN PATENT DOCUMENTS

GB	1549756	A	8/1979
WO	WO-2014/114804	A1	7/2014

Primary Examiner — Barbara Fox

Assistant Examiner — Lilyana Bekic

(74) *Attorney, Agent, or Firm* — Choate, Hall & Stewart, LLP

(57) **CLAIM**

The ornamental design for a suction device for negative pressure therapy, as shown and described.

DESCRIPTION

FIG. 1 is a perspective view of a suction device for negative pressure therapy showing our new design;

FIG. 2 is a top thereof;

FIG. 3 is a bottom view thereof;

FIG. 4 is a front view thereof;

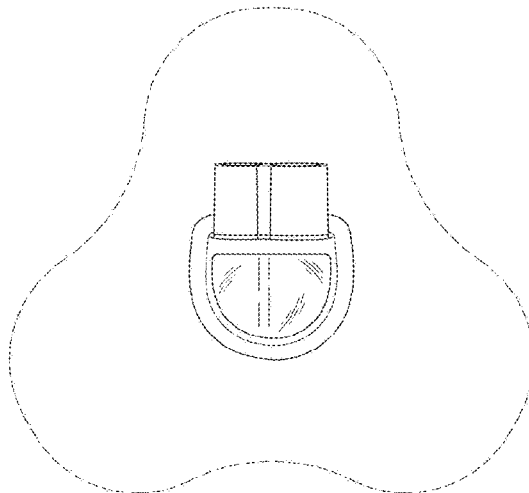
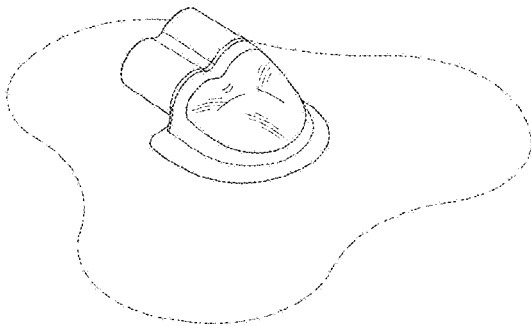
FIG. 5 is a rear view thereof;

FIG. 6 is a right side view thereof; and,

FIG. 7 is a left side view thereof.

The broken lines depict portions of the suction device for negative pressure therapy that form no part of the claimed design.

1 Claim, 5 Drawing Sheets



(56)

References Cited

U.S. PATENT DOCUMENTS

8,128,607 B2 *	3/2012	Hu	A61M 1/0009	604/313	D746,993 S	1/2016	Lewis, Jr. et al.
8,152,785 B2 *	4/2012	Vitaris	A61M 1/0049	604/304	D746,994 S	1/2016	Lewis, Jr. et al.
D659,824 S	5/2012	Kwok				D758,572 S	6/2016	Rodewald
D673,267 S *	12/2012	Hardman	D24/129		9,375,353 B2 *	6/2016	Vitaris
D679,819 S *	4/2013	Peron	D24/189		2005/0261642 A1	11/2005	Weston
D679,820 S *	4/2013	Peron	D24/189		2006/0100586 A1 *	5/2006	Karpowicz
8,449,509 B2	5/2013	Weston				2006/0173253 A1	8/2006	Ganapathy et al.
D683,858 S	6/2013	Smith				2007/0219512 A1 *	9/2007	Heaton
D691,730 S	10/2013	Smith et al.				2008/0275409 A1	11/2008	Kane et al.
D699,839 S	2/2014	Voic				2008/0306456 A1	12/2008	Riesinger
8,690,845 B2 *	4/2014	Long	A61M 1/0088	604/317	2009/0177135 A1	7/2009	Rogers et al.
8,728,045 B2	5/2014	Hu et al.				2010/0106120 A1	4/2010	Holm
8,734,410 B2	5/2014	Hall et al.				2010/0305524 A1 *	12/2010	Vess
8,771,244 B2	7/2014	Eckstein et al.				2010/0324510 A1	12/2010	Andresen et al.
8,771,259 B2 *	7/2014	Karpowicz	A61M 1/0001	604/313	2011/0004172 A1	1/2011	Eckstein et al.
D712,047 S	8/2014	Igwebuike et al.				2011/0077605 A1 *	3/2011	Karpowicz
8,795,243 B2	8/2014	Weston				2012/0010578 A1	1/2012	Hirsch
D712,546 S	9/2014	Igwebuike et al.				2012/0136325 A1 *	5/2012	Allen
8,864,748 B2	10/2014	Coulthard et al.				2013/0030394 A1 *	1/2013	Locke
D722,699 S	2/2015	Riesinger				2014/0046281 A1 *	2/2014	Eckstein
D723,176 S	2/2015	Igwebuike et al.				2014/0121649 A1	5/2014	Calco
D723,702 S	3/2015	Igwebuike et al.				2014/0166198 A1 *	6/2014	Eckstein
D735,346 S	7/2015	Cotton				2015/0182677 A1 *	7/2015	Collinson
D737,453 S	8/2015	Gergely et al.						
D738,487 S	9/2015	Anderson et al.						
RE45,864 E *	1/2016	Peron	D24/184				

* cited by examiner

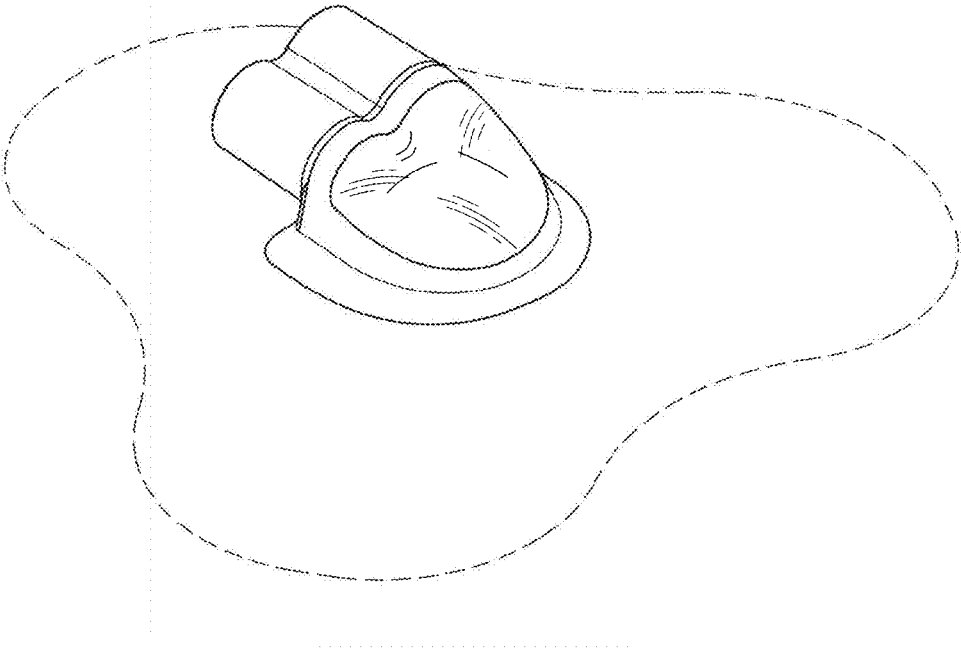


FIG. 1

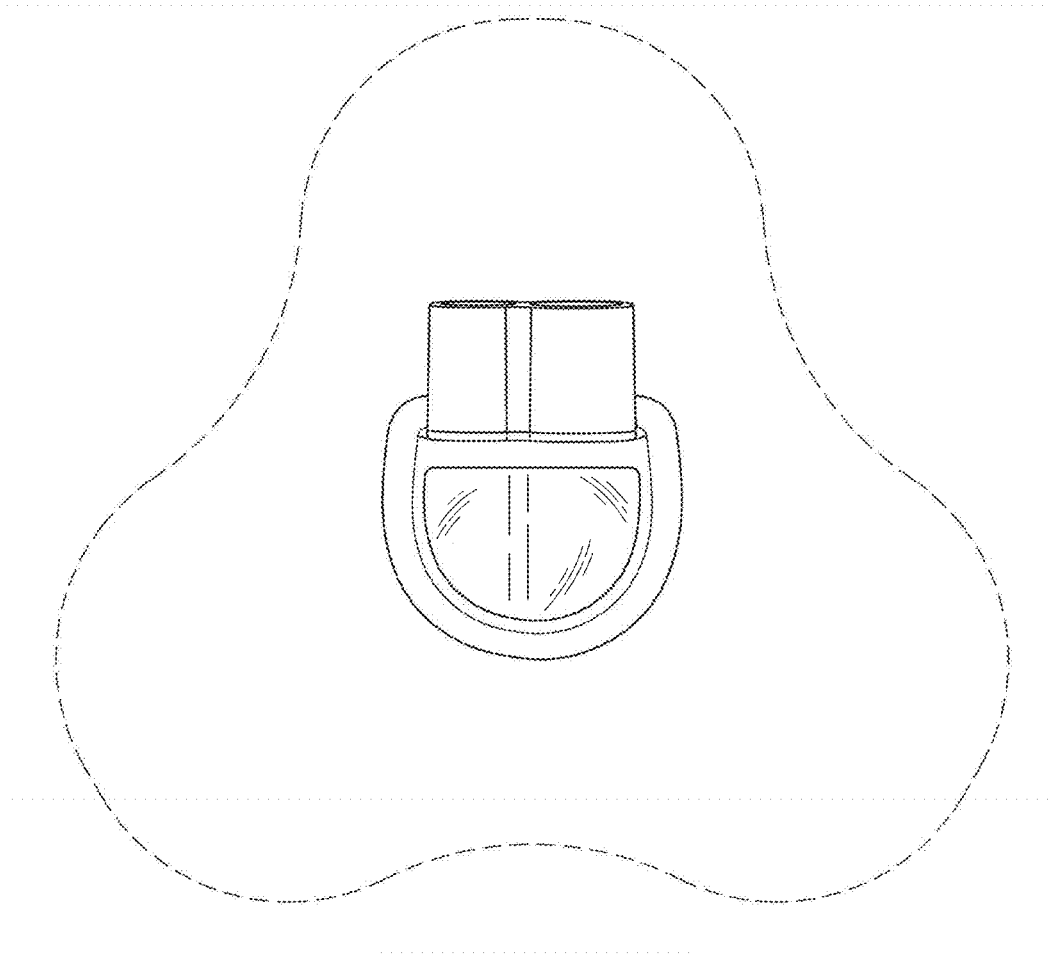


FIG. 2

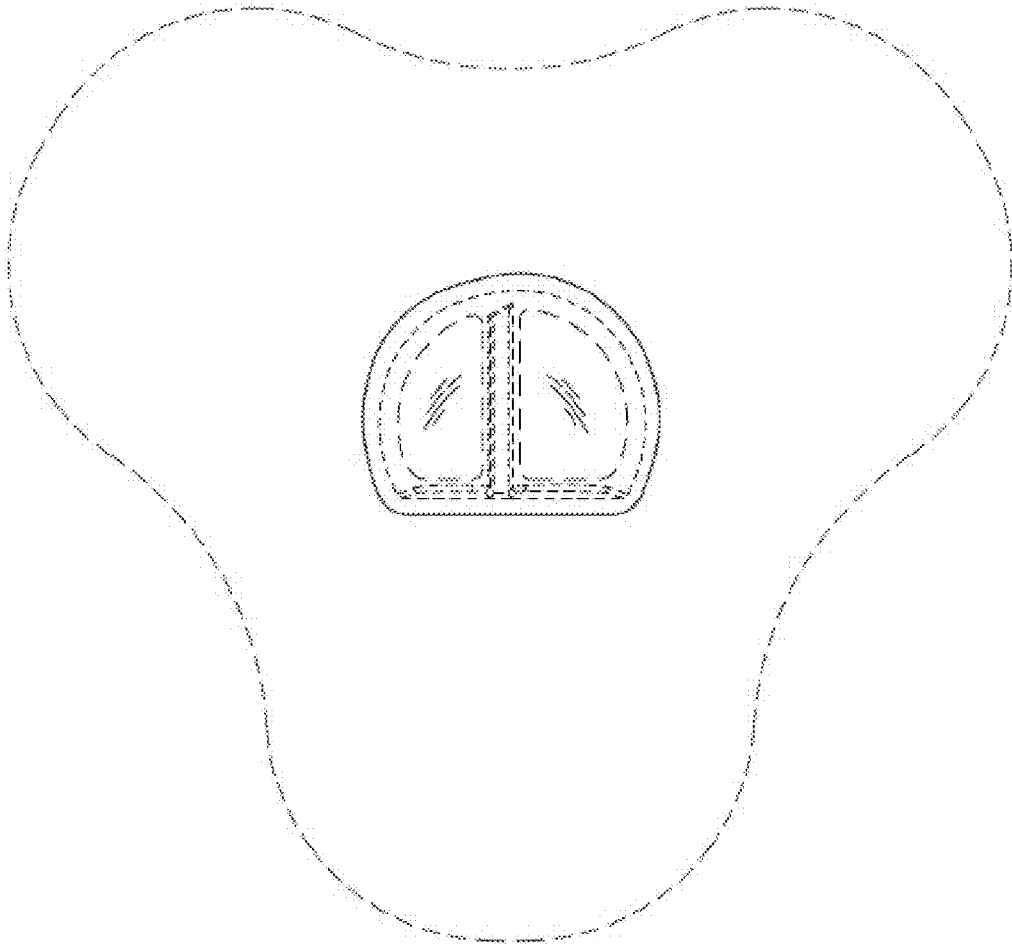


FIG. 3

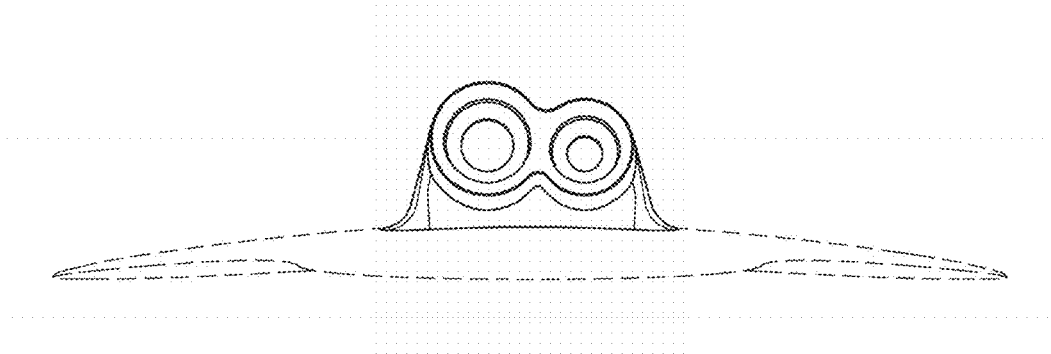


FIG. 4

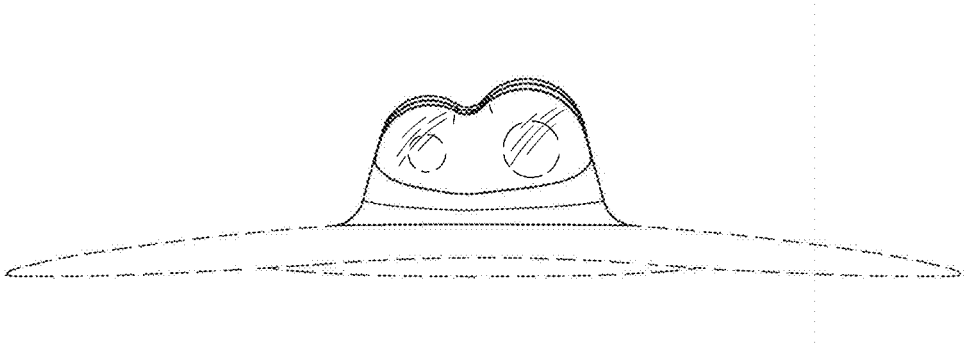


FIG. 5

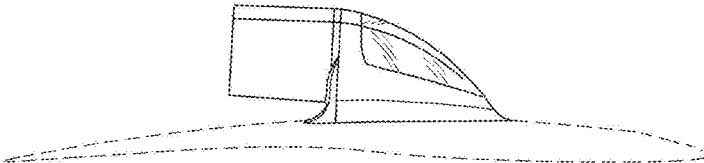


FIG. 6

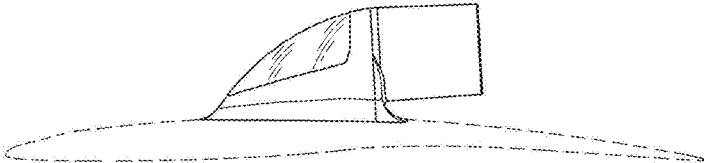


FIG. 7