

[54] **MOTORCYCLE FENDER**
 [76] Inventor: **Preston L. Petty**, 403 N. Main St.,
 Newberg, Oreg. 97132
 [**] Term: **14 Years**
 [21] Appl. No.: **448,810**
 [22] Filed: **Mar. 7, 1974**
 [51] Int. Cl. **D12-11**
 [52] U.S. Cl. **D12/186**
 [58] Field of Search D12/186; 293/61;
 280/152.1, 152.2, 152.3, 160.1

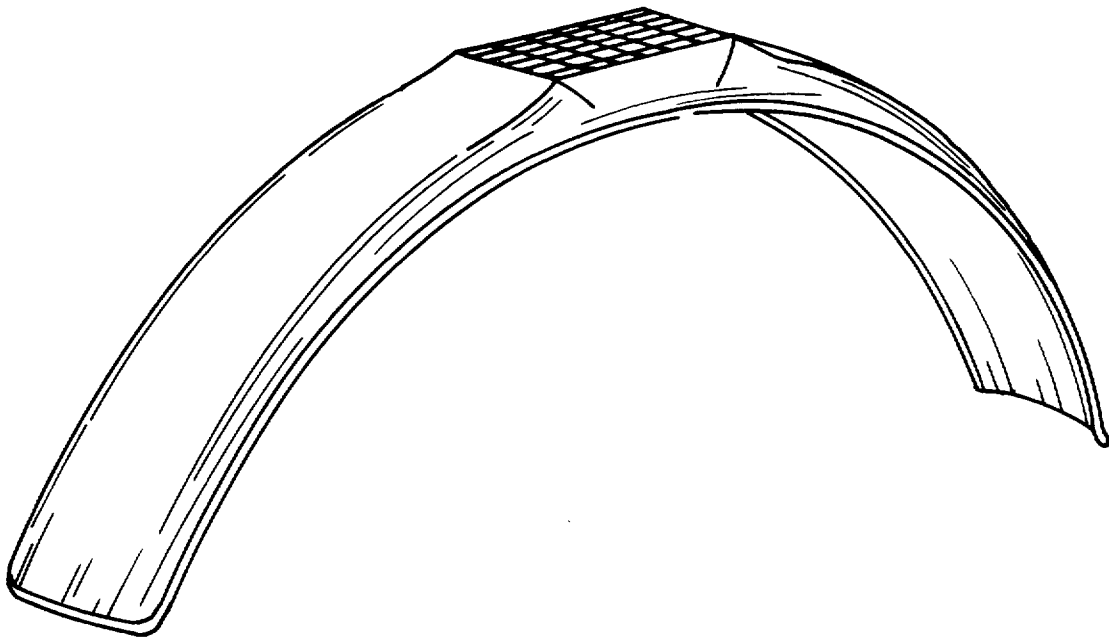
[56] **References Cited**
FOREIGN PATENT DOCUMENTS
 1,147,475 6/1957 France 280/152.2
 961,595 3/1957 Germany 180/35
 174,424 1/1922 United Kingdom 280/152.1

OTHER PUBLICATIONS
 Cycle World, May 1971, p. 121, Fender No. 1, center
 of page.

Primary Examiner—Wallace R. Burke
Assistant Examiner—James M. Gandy
Attorney, Agent, or Firm—Adrian J. La Rue

[57] **CLAIM**
 The ornamental design for a motorcycle fender, as
 shown and described.

DESCRIPTION
 FIG. 1 is a perspective view of the motorcycle fender
 showing my new design;
 FIG. 2 is a side elevational view of FIG. 1;
 FIG. 3 is a bottom plan view of FIG. 1;
 FIG. 4 is a top plan view of FIG. 1;
 FIG. 5 is a front end elevational view of FIG. 1;
 FIG. 6 is a rear end elevational view of FIG. 1;
 FIG. 7 is a perspective view of a motorcycle fender
 showing a second embodiment of my new design;
 FIG. 8 is a side elevational view of FIG. 7;
 FIG. 9 is a bottom plan view of FIG. 7;
 FIG. 10 is a top plan view of FIG. 7;
 FIG. 11 is a front end elevational view of FIG. 7; and
 FIG. 12 is a rear end elevational view of FIG. 7.



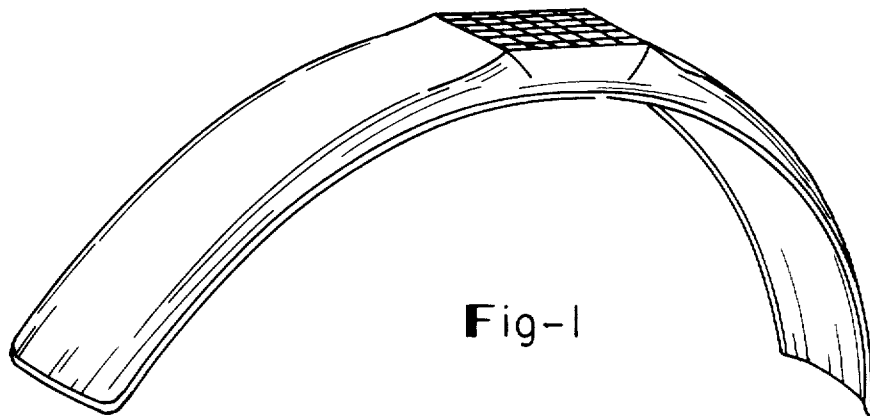


Fig-1

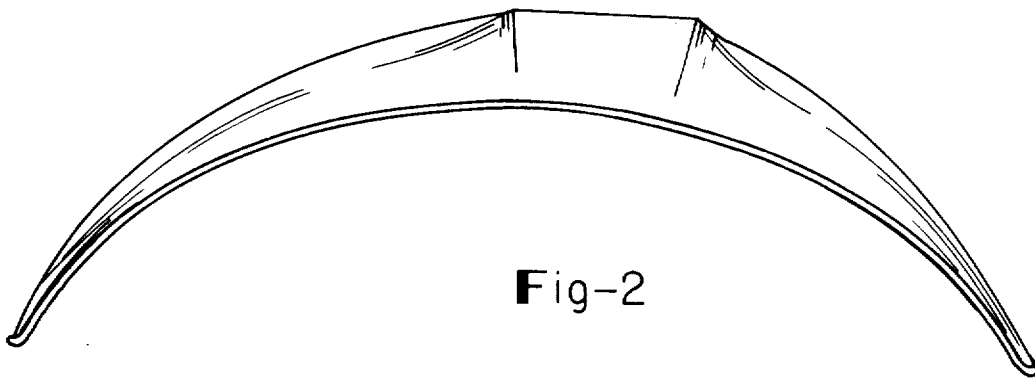


Fig-2

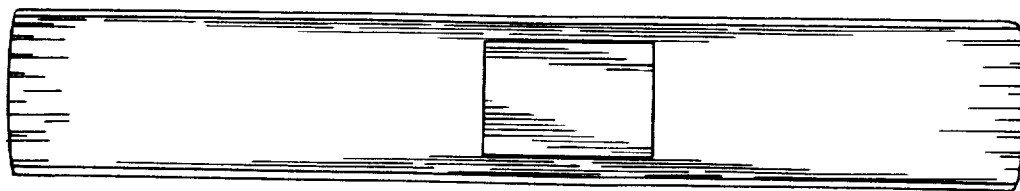


Fig-3

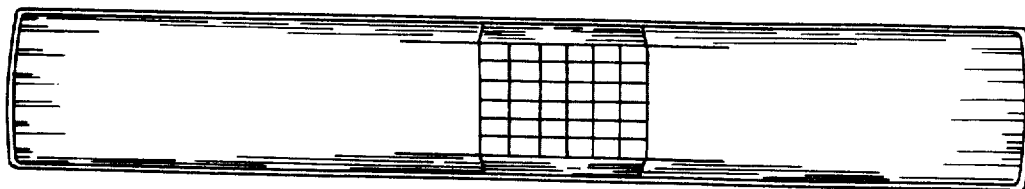


Fig-4

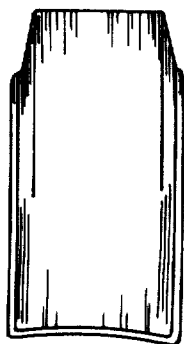


Fig-5



Fig-6

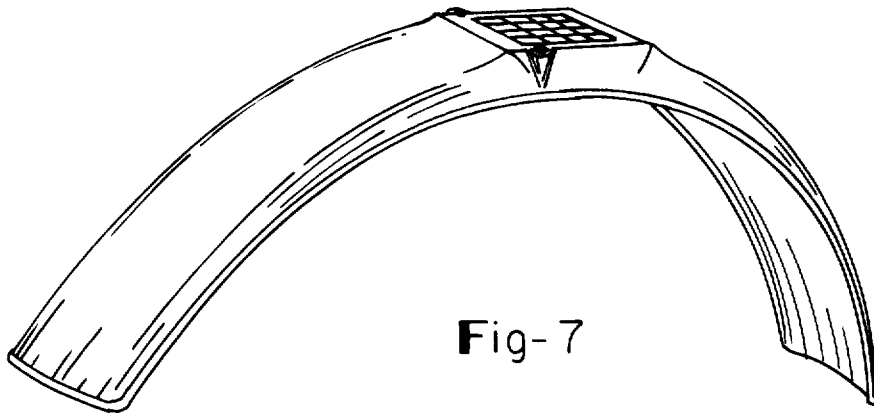


Fig-7

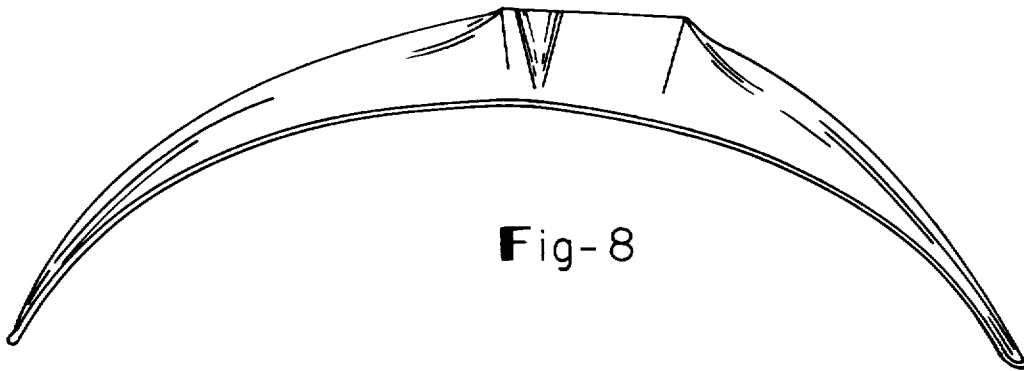


Fig-8

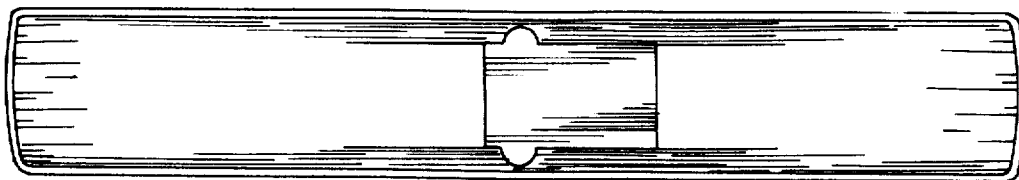


Fig-9




Fig-10



Fig-11




Fig-12