

United States Patent [19]

Sakamaki

[11] Patent Number: Des. 293,552

[45] Date of Patent: ** Jan. 5, 1988

[54] WATCH CASE

[75] Inventor: Yasuyuki Sakamaki, Kanagawa, Japan

[73] Assignee: Citizen Watch Co., Ltd., Tokyo, Japan

[**] Term: 14 Years

[21] Appl. No.: 735,804

[22] Filed: May 17, 1985

[52] U.S. Cl. D10/30; D10/38

[58] Field of Search D10/30-39; 368/276-285

[56] References Cited

U.S. PATENT DOCUMENTS

D. 83,721	3/1931	Cohn	D10/39
D. 155,403	10/1949	Dinhofer	D10/38
D. 278,605	4/1985	Didisheim	D10/39
D. 285,662	9/1986	Kano	D10/39
D. 286,382	10/1986	Matsuo	D10/39
D. 287,341	12/1986	Grimes	D10/30

D. 290,234 6/1987 Komatsu D10/38

OTHER PUBLICATIONS

Swiss Watch & Jewelry Journal-1/83-p. 7, Watch at left.
SWiss Watch & Jewelry Journal-2/80-p. 258-Watches at left.

Swiss Watch & Jewelry Journal-2/78-p. 262-Watch at 2nd from left.

Primary Examiner-Nelson C. Holtje
Attorney, Agent, or Firm-Koda and Androlia

[57] CLAIM

The ornamental design for a watch case, as substantially shown and described.

DESCRIPTION

FIG. 1 is a front elevational view of a watch case showing my new design;
FIG. 2 is a rear elevational view thereof;
FIG. 3 is a right side elevational view thereof and the left side view is identical;
FIG. 4 is a top plan view thereof; and
FIG. 5 is a bottom plan view thereof.

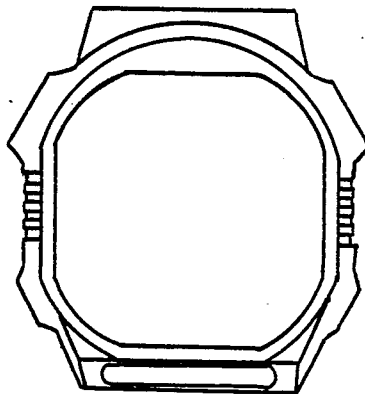


FIG. 1

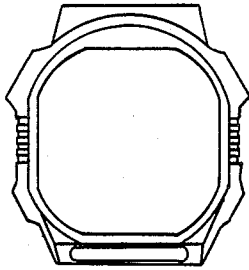


FIG. 2

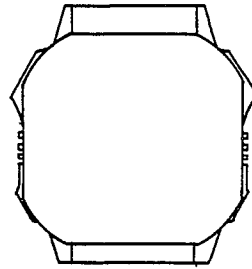


FIG. 3

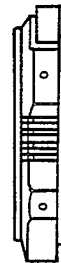


FIG. 4



FIG. 5

