



US 20150170235A1

(19) **United States**(12) **Patent Application Publication**  
**Mesaros**(10) **Pub. No.: US 2015/0170235 A1**(43) **Pub. Date: Jun. 18, 2015**(54) **MULTIPLE CRITERIA BUYING AND SELLING MODEL**(71) Applicant: **eWinWin, Inc.**, Tampa, FL (US)(72) Inventor: **Gregory J. Mesaros**, Tampa, FL (US)(21) Appl. No.: **14/635,666**(22) Filed: **Mar. 2, 2015**

60/139,519, filed on Jun. 16, 1999, provisional application No. 60/142,371, filed on Jul. 6, 1999, provisional application No. 60/160,510, filed on Oct. 20, 1999, provisional application No. 60/162,182, filed on Oct. 28, 1999, provisional application No. 60/173,409, filed on Dec. 28, 1999, provisional application No. 60/133,769, filed on May 12, 1999, provisional application No. 60/135,972, filed on May 26, 1999.

**Publication Classification**

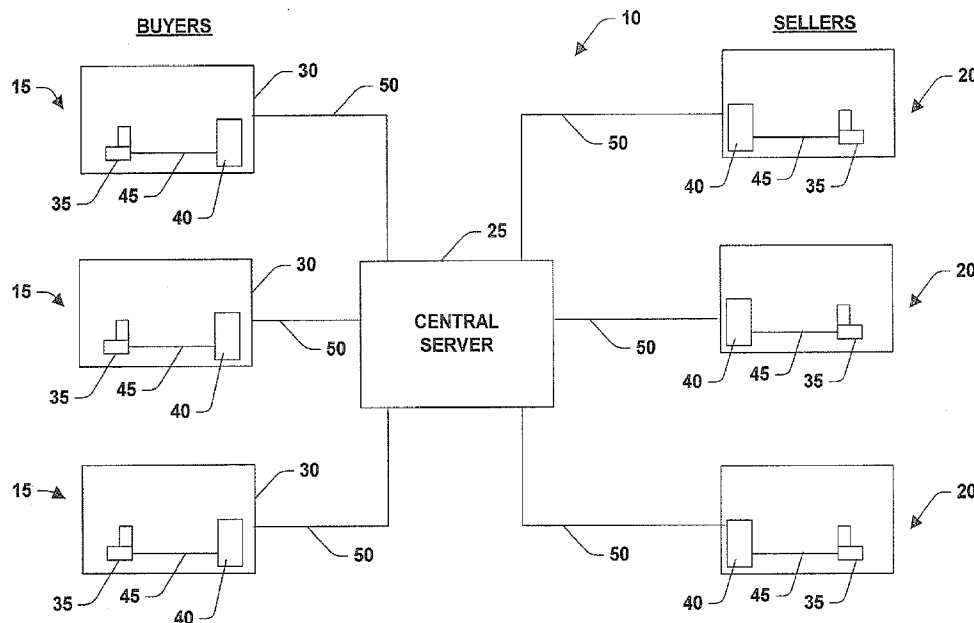
(51) **Int. Cl.**  
**G06Q 30/06** (2006.01)  
(52) **U.S. Cl.**  
CPC ..... **G06Q 30/0605** (2013.01); **G06Q 30/0623** (2013.01)

**Related U.S. Application Data**

- (63) Continuation of application No. 13/893,204, filed on May 13, 2013, now Pat. No. 8,626,605, which is a continuation of application No. 12/710,095, filed on Feb. 22, 2010, now Pat. No. 8,972,287, which is a continuation of application No. 10/351,069, filed on Jan. 24, 2003, now Pat. No. 7,693,748, which is a continuation-in-part of application No. 09/324,391, filed on Jun. 3, 1999, now abandoned, said application No. 12/710,095 is a continuation-in-part of application No. 09/426,063, filed on Oct. 22, 1999, now Pat. No. 7,818,212, which is a continuation-in-part of application No. PCT/US00/11989, filed on May 3, 2000.
- (60) Provisional application No. 60/351,770, filed on Jan. 25, 2002, provisional application No. 60/375,628, filed on Apr. 26, 2002, provisional application No. 60/133,769, filed on May 12, 1999, provisional application No. 60/137,583, filed on Jun. 4, 1999, provisional application No. 60/138,209, filed on Jun. 9, 1999, provisional application No. 60/139,338, filed on Jun. 16, 1999, provisional application No. 60/139,518, filed on Jun. 16, 1999, provisional application No.

(57) **ABSTRACT**

A system and method for aggregating demand is provided. At least one seller may sponsor a deal room to aggregate selling goods/services from a plurality of buyers. The demand aggregation system can include a dashboard for allowing the at least one seller to set up DealRooms, price curves, offers, products, customers, and/or customer groups, for example. The dashboard can include a plurality of wizards for configuring such information. The demand aggregation system can also include seller displays for notifying buyers of changes in prices relative to ship dates and times of order. The demand aggregation system can also include a predictive modeling and reporting function. An algorithm is employed to utilize product information to post a probability chart on a product price point.



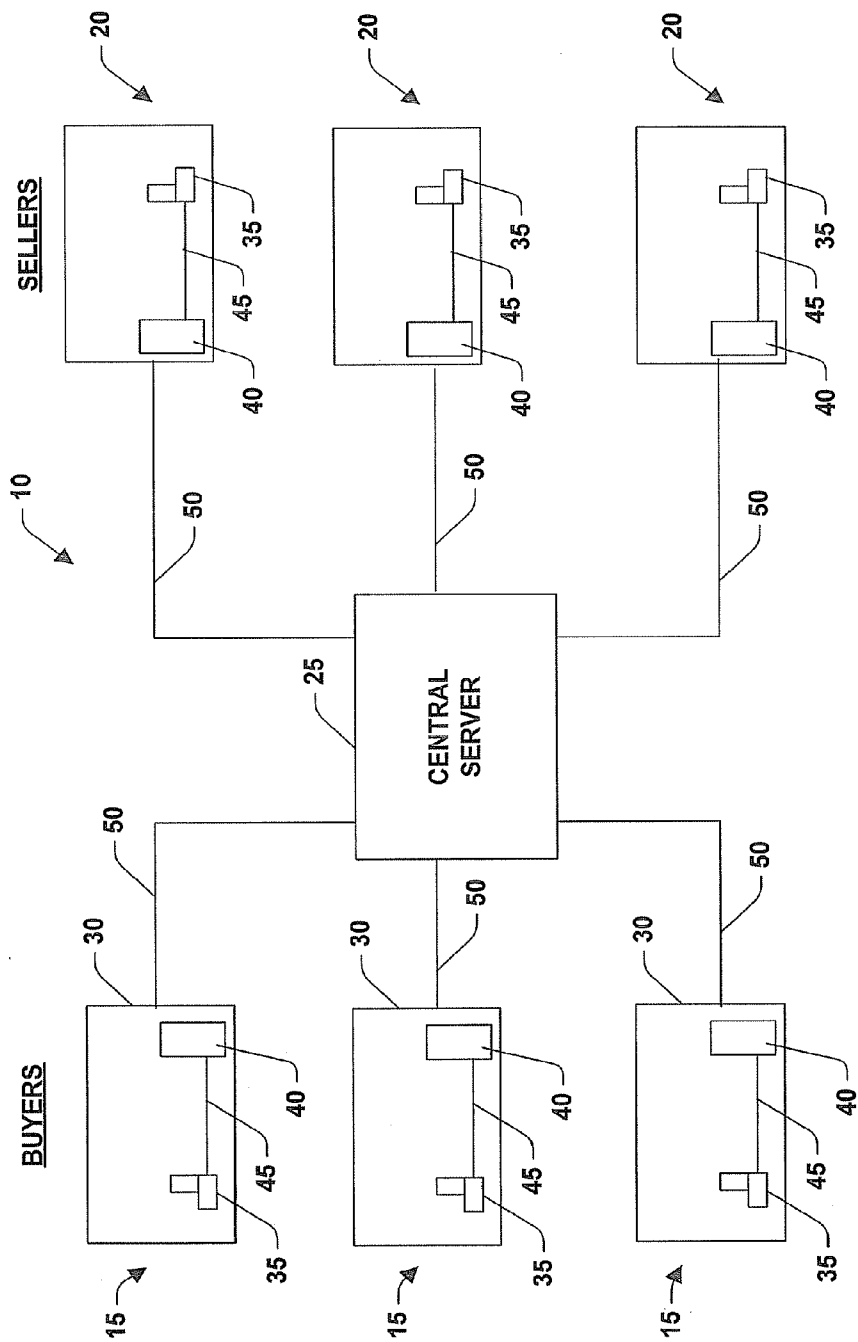


Fig. 1

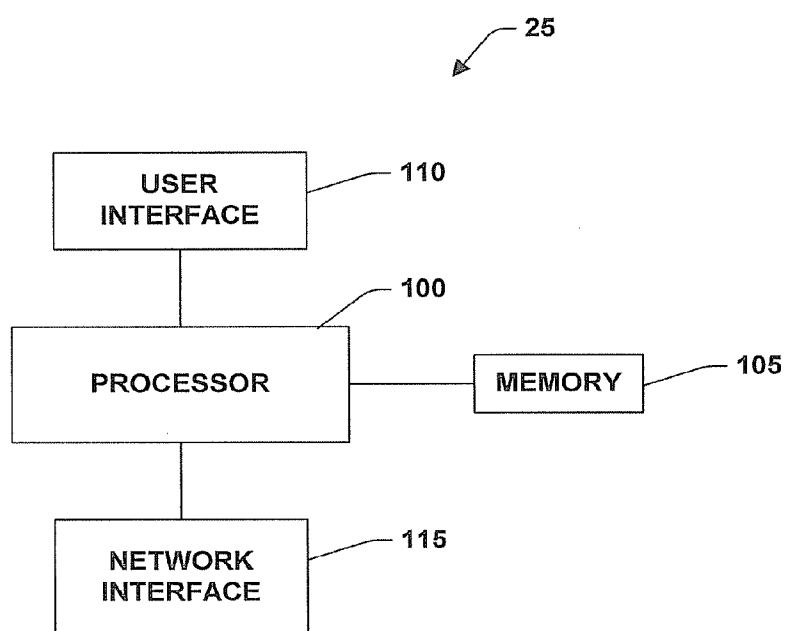


Fig. 2a

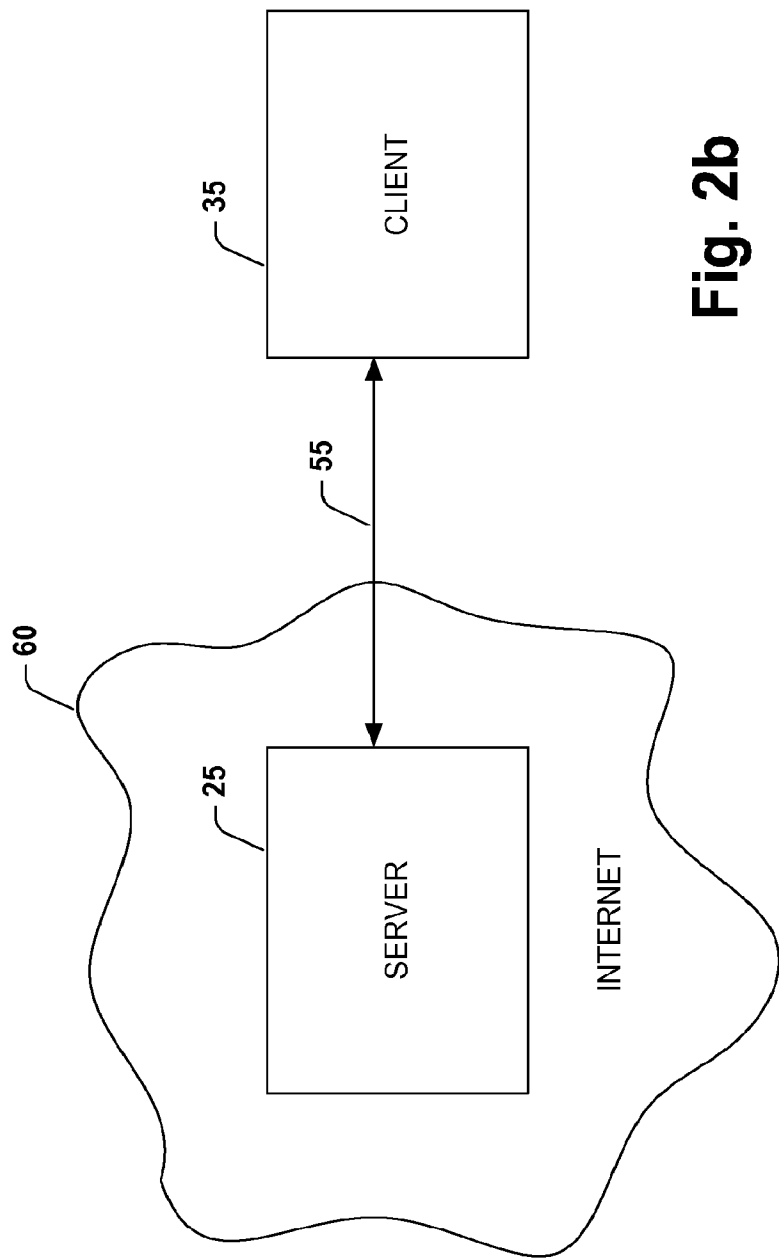
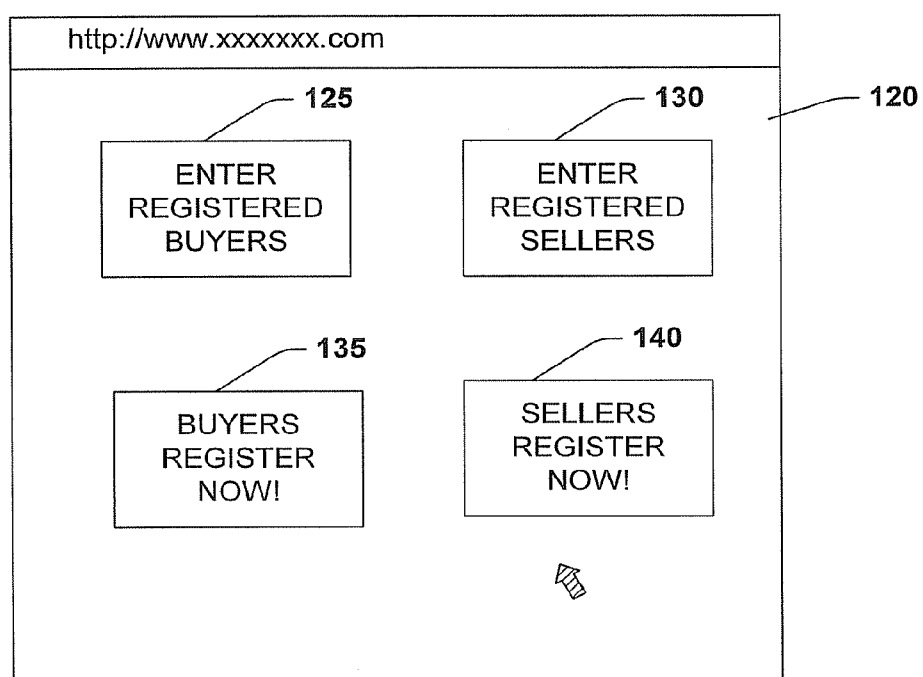


Fig. 2b



**Fig. 3**

BUYER'S BUYING CRITERIA

SELECT PRODUCT/SERVICE 152

PRODUCT/SERVICE  ▼

SELECT BUYING CRITERIA

BUYING CRITERIA  ▼ 154

156

ADD TO LIST

158

REMOVE FROM LIST

160

SELLER SELLING CRITERIA LIST:

VOLUME RANGE

PRICE PER LB RANGE

---

BUYER BUYING CRITERIA LIST:

DELIVERY TIME

WARRANTY

TYPE IN ADDITIONAL CRITERIA IMPORTANT TO BUYER:

GLASS PURITY

GLASS TYPE

SUBMIT CRITERIA 162

Fig. 4a

165

PRODUCT: GLASS

BUYER'S PRODUCT ORDERING CRITERIA

166  
ENTER PRICE RANGE: \_\_\_\_ - \_\_\_\_ (dollars/pound)

168  
ENTER VOLUME RANGE: \_\_\_\_ - \_\_\_\_ (pounds)

170  
ENTER DELIVERY RANGE: \_\_\_\_ - \_\_\_\_ (days)

172  
ENTER ACCEPTABLE % DEFECTS: \_\_\_\_ (percent)

174  
ENTER MINIMUM WARRANTY: \_\_\_\_ (months)

LIST SELLERS PREVIOUSLY USED BY BUYER

SELLER #1  
SELLER #2  
SELLER #3  
SELLER #4

176

178  
SEARCH FOR DEAL

Fig. 4b

**DEALS MATCHING ORDERING CRITERIA**

<u>SELLER</u>	<u>DEAL#</u>	<u>VOLUME</u>	<u>P/LBS.</u>	<u>DEL. TIME</u>	<u>WARRANTY</u>	<u>%DEFECTS</u>
SELLER #1	1	OVER 100	\$6.00	10 DAYS	12 MONTHS	5%
	2	30-100	\$7.00	5 DAYS	18 MONTHS	3%
	3	10-30	\$12.00	5 DAYS	36 MONTHS	0.05%
SELLER #2	1	OVER 50	\$5.75	7 DAYS	12 MONTHS	3%
SELLER #3	1	0-50	\$7.00	5 DAYS	12 MONTHS	3%
	2	OVER 50	\$6.50	3 DAYS	12 MONTHS	3%
SELLER #4	1	OVER 10	\$9.00	7 DAYS	24 MONTHS	1%
SELLER #5	1	OVER 50	\$6.25	5 DAYS	12 MONTHS	3%

ENTER DEAL

ENTER SELLER: SELLER #3

ENTER DEAL NUMBER: DEAL # 3

ENTER VOLUME ORDER: 90

SUBMIT DEAL

Fig. 4c



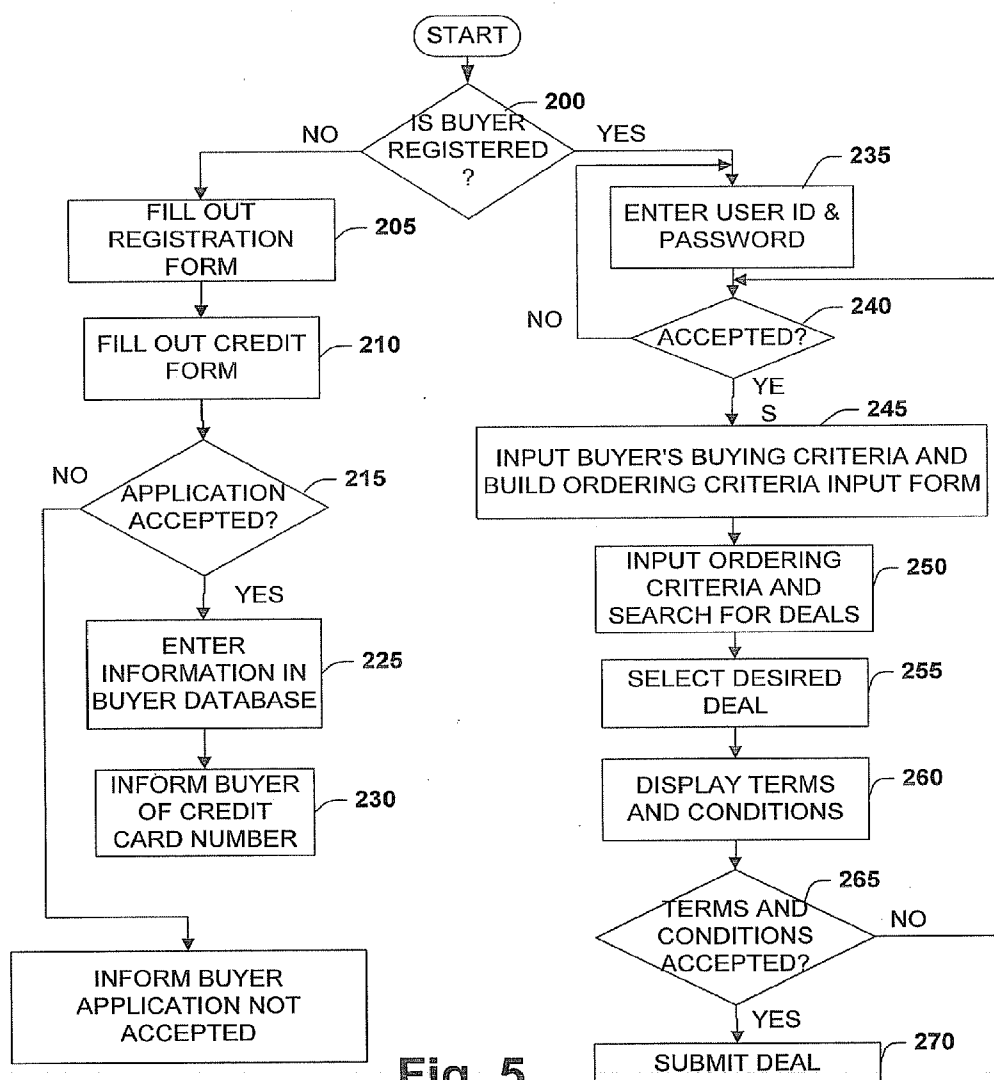


Fig. 5

208

BUYER REGISTRATION

BUYER NAME:

ADDRESS:

PRIMARY CONTACT:

TELEPHONE:

FAX:

E-MAIL:

DESCRIPTION OF COMPANY:

PREFERRED USER NAME:

PREFERRED PASSWORD:

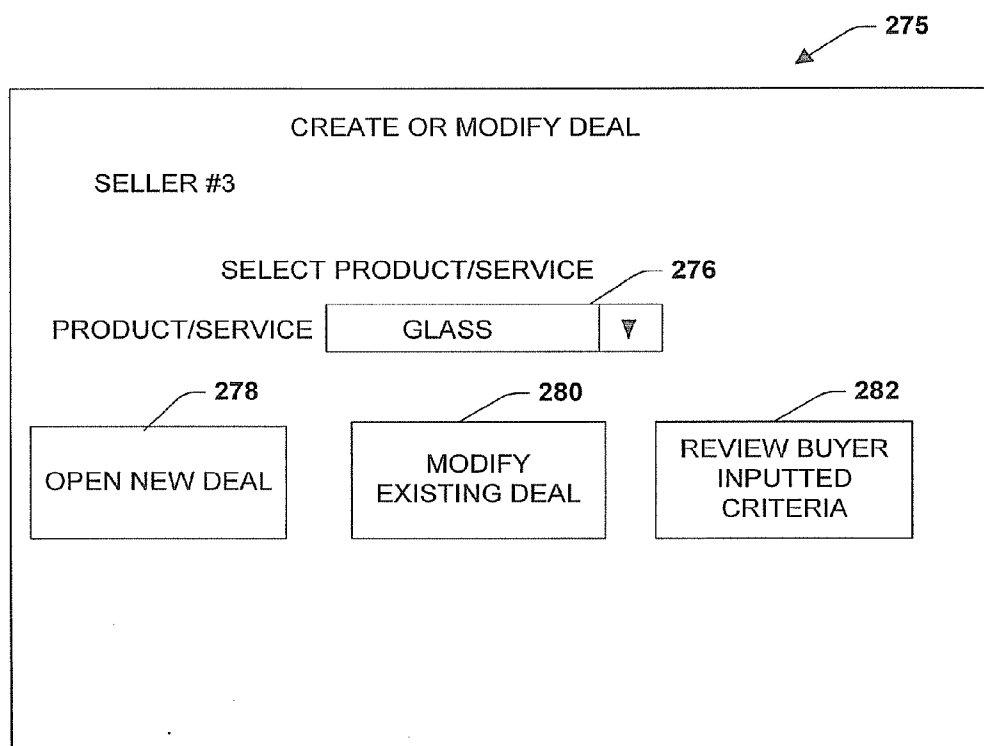
PREFERRED PASSWORD (VERIFICATION):

**Fig. 6**

270

BUYER DATA NAME, ADDRESS, CONTACT, ETC.	USER NAME	PASSWORD	CREDIT CARD NO. & EXP.
BUYER 1	USER NAME (1)	PASSWORD (1)	XXXXXXXXXXXX EXP. 05/03
.	.	.	.
.	.	.	.
.	.	.	.
BUYER (N)	USER NAME (N)	PASSWORD (N)	CREDIT CARD (N)

Fig. 7



**Fig. 8a**

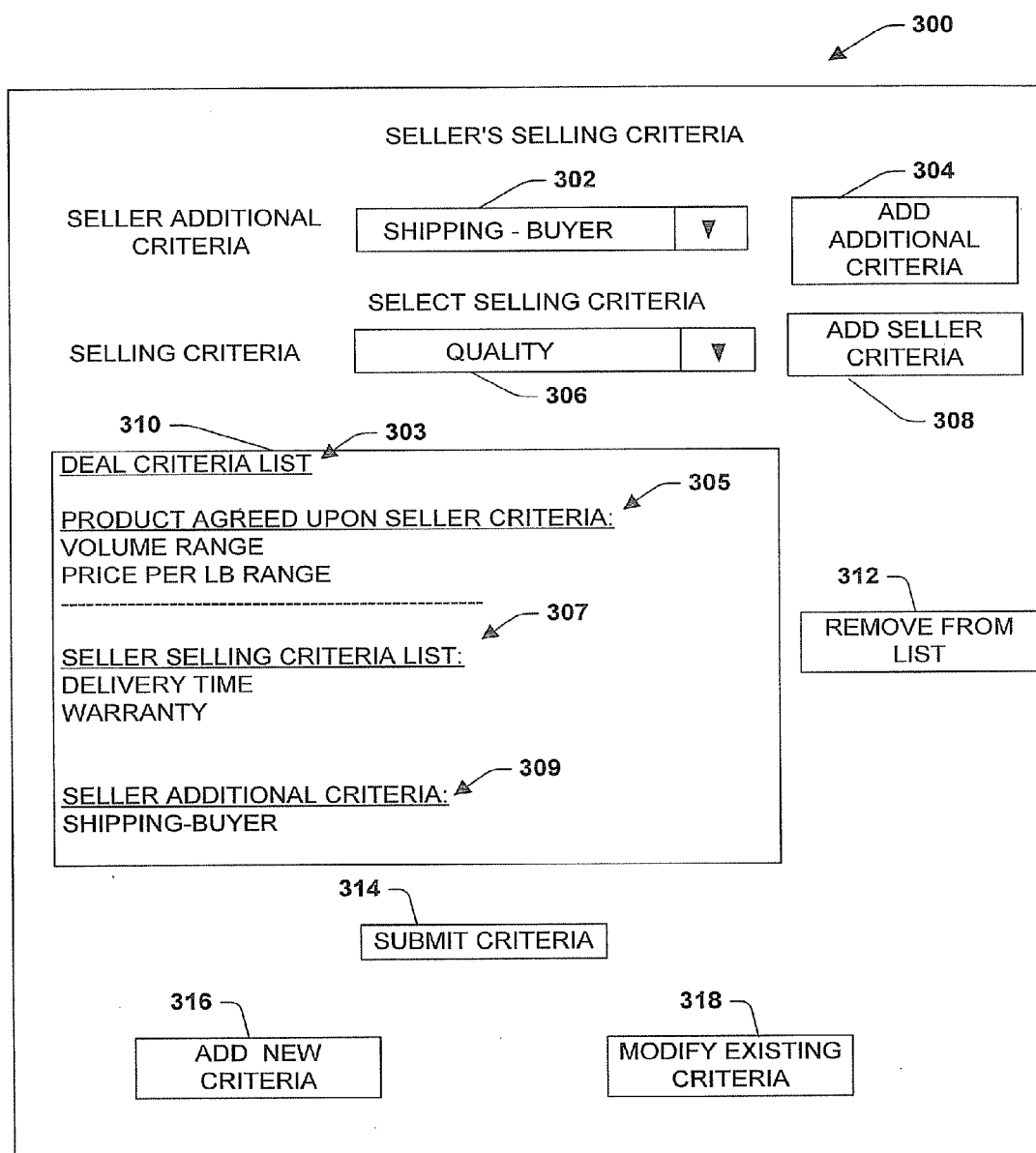


Fig. 8b

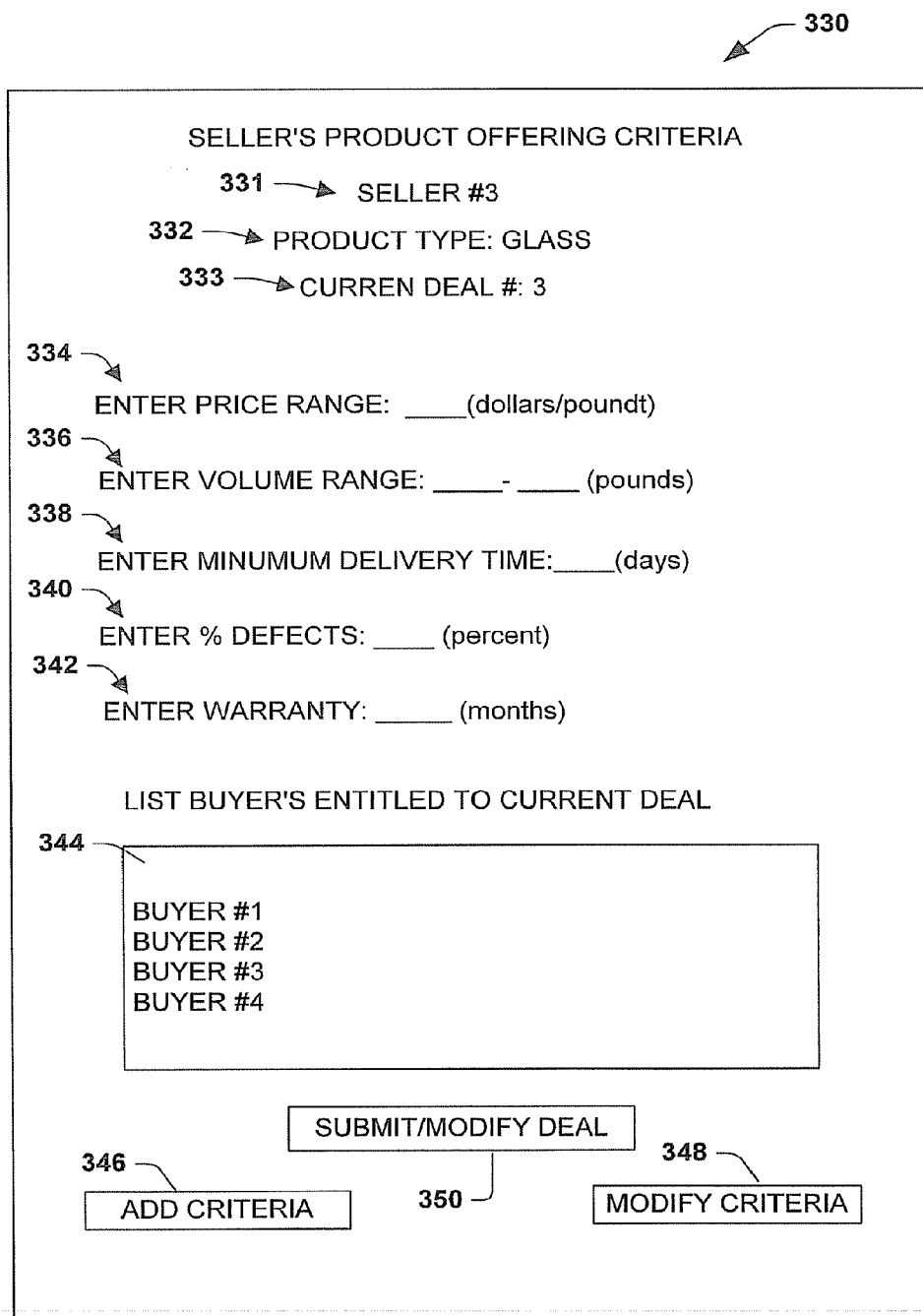


Fig. 8c

360

ADDING DEAL CRITERIA

331 → SELLER #3

332 → PRODUCT TYPE: GLASS

333 → CURRENT DEAL #: 3

362 → ENTER CRITERIA NAME: GLASS PURITY

364 → SELLER/SELLER ADDITIONAL

SELLER	▼
SELLER ADDITIONAL	

366 → CRITERIA TYPE

RANGE	▼
TYPE	
MINIMUM	
MAXIMUM	

368 → CRITERIA UNITS

PERCENT	▼
UNITS	
POUNDS (LB.)	
KILOGRAMS	
NONE	
DAYS	
MONTHS	
YEARS	
DOLLARS	

370 → SUBMIT NEW CRITERIA FOR CURRENT DEAL

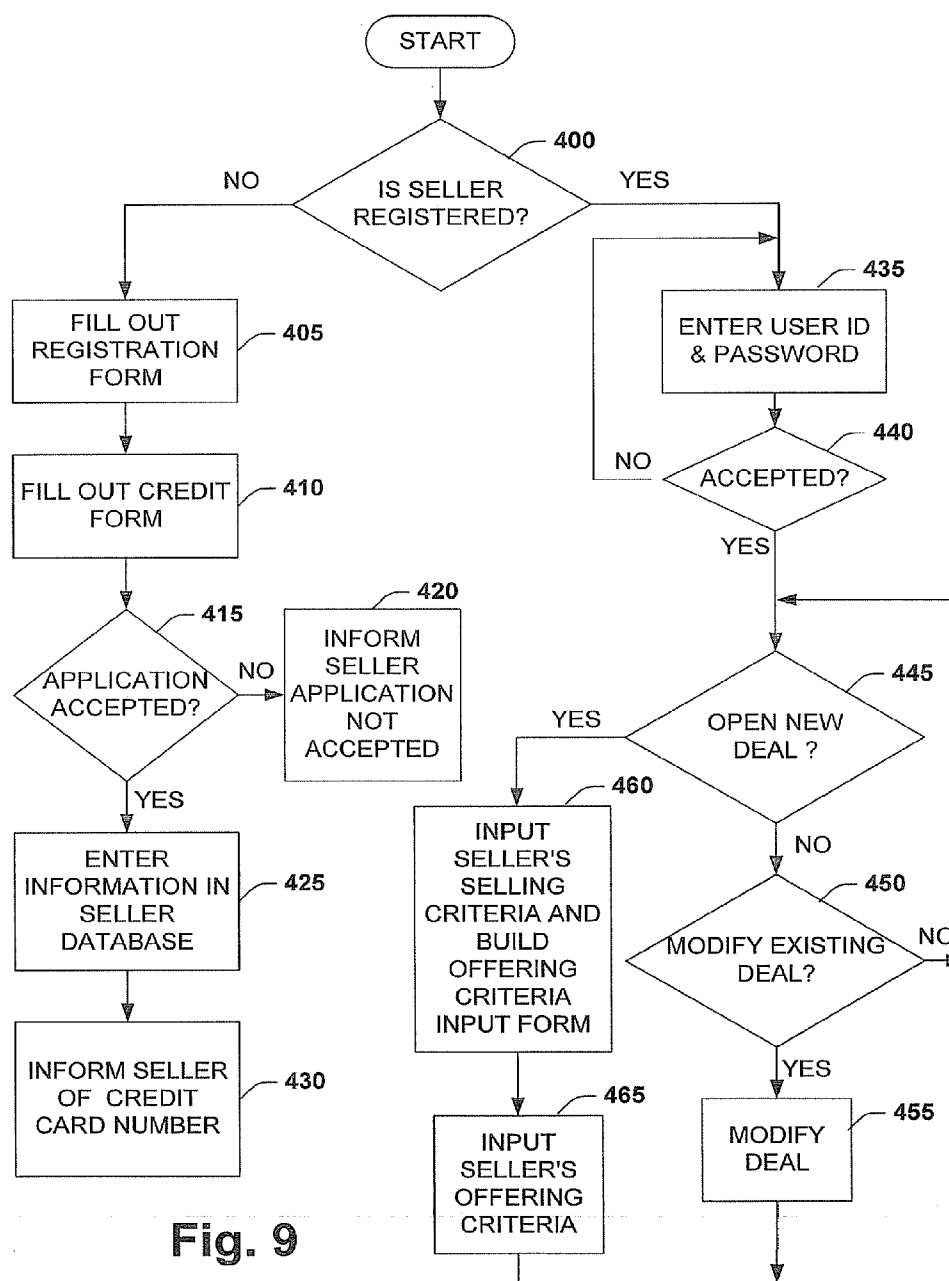
372 → SUBMIT NEW CRITERIA FOR ALL PRODUCT DEALS

376 → REVIEW BUYER INPUTTED CRITERIA

378 → REVIEW OTHER SELLER CRITERIA

380 → CANCEL

Fig. 8d



**Fig. 9**



408

SELLER REGISTRATION

SELLER NAME:

ADDRESS:

PRIMARY CONTACT:

TELEPHONE:

FAX:

E-MAIL:

DESCRIPTION OF COMPANY:

PREFERRED USER NAME:

PREFERRED PASSWORD:

PREFERRED PASSWORD (VERIFICATION):

**Fig. 10**

427

SELLER DATA NAME, ADDRESS, CONTACT, ETC.	USER NAME	PASSWORD	CREDIT CARD NO. & EXP.
SELLER 1	USER NAME (1)	PASSWORD (1)	XXXXXXXXXX EXP. 07/03
.	.	.	.
.	.	.	.
.	.	.	.
SELLER (N)	USER NAME (N)	PASSWORD (N)	CREDIT CARD (N)

Fig. 11

Ordering Process

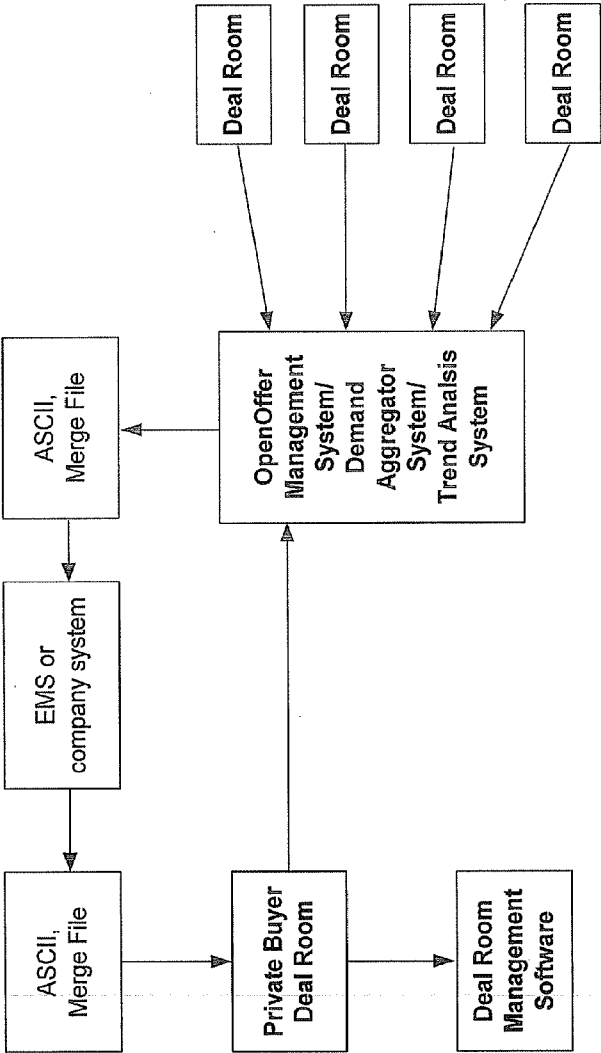


Fig. 12

Seller Sponsored Transaction

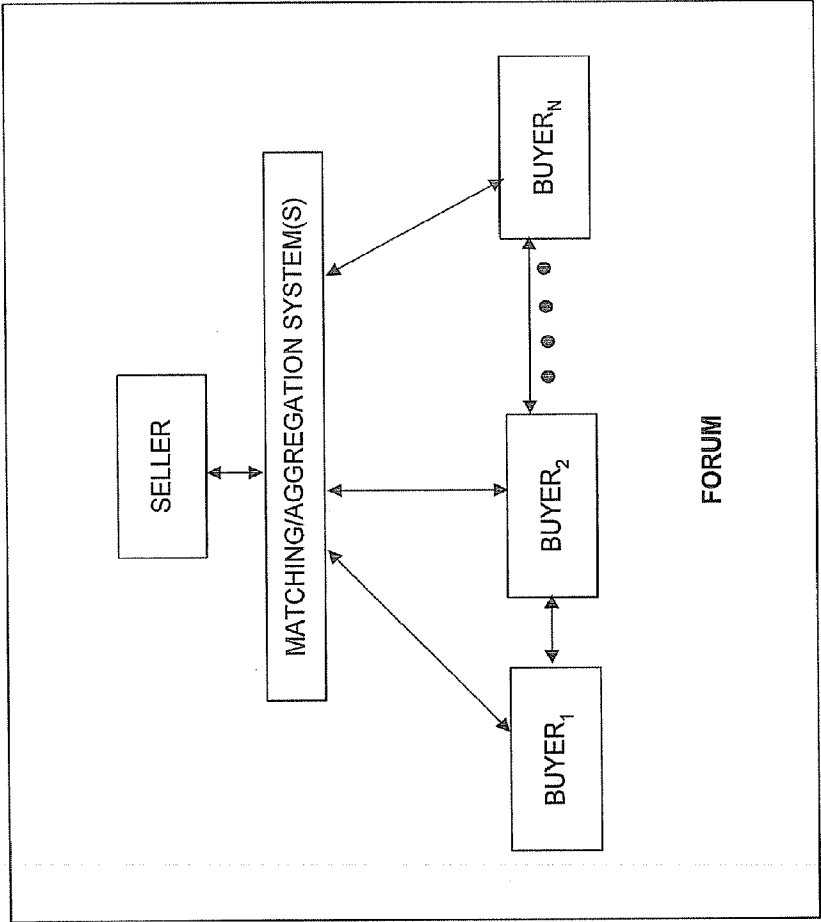


Fig. 13

Buyer Sponsored Transaction

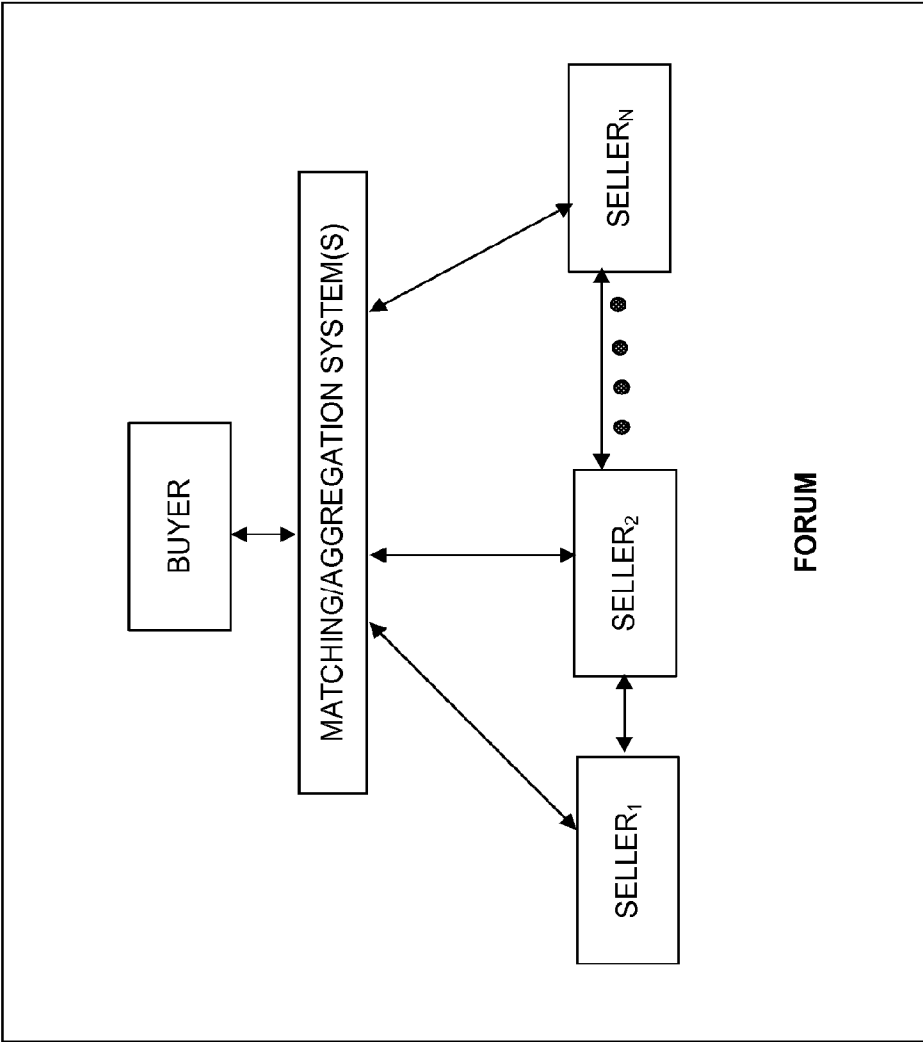


Fig. 14

Buyer(s)/Seller(s) Sponsored Transaction

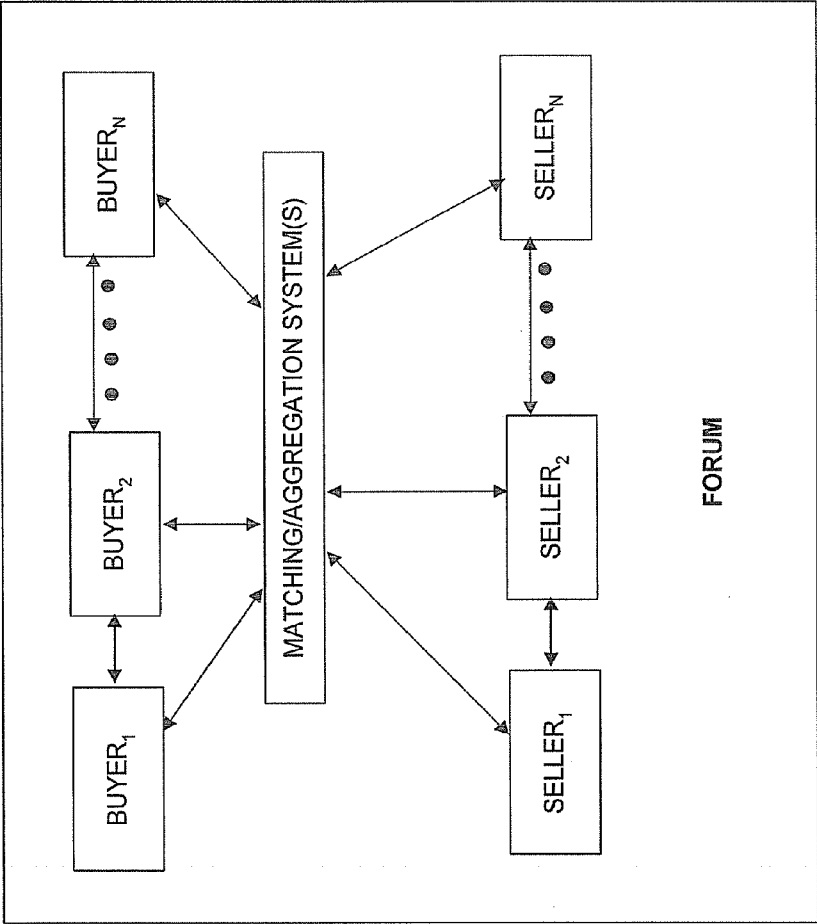
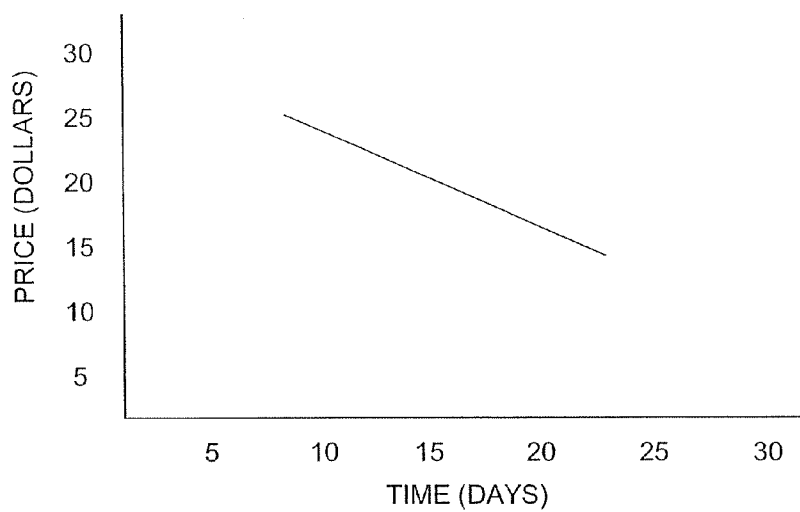
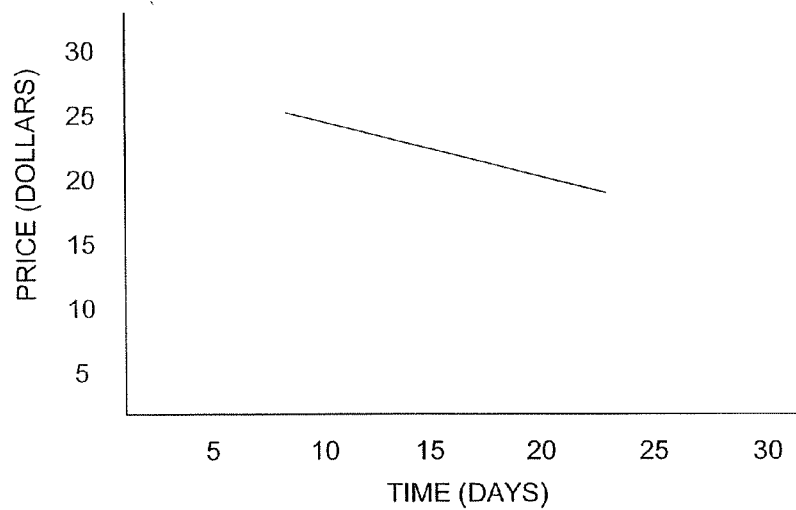


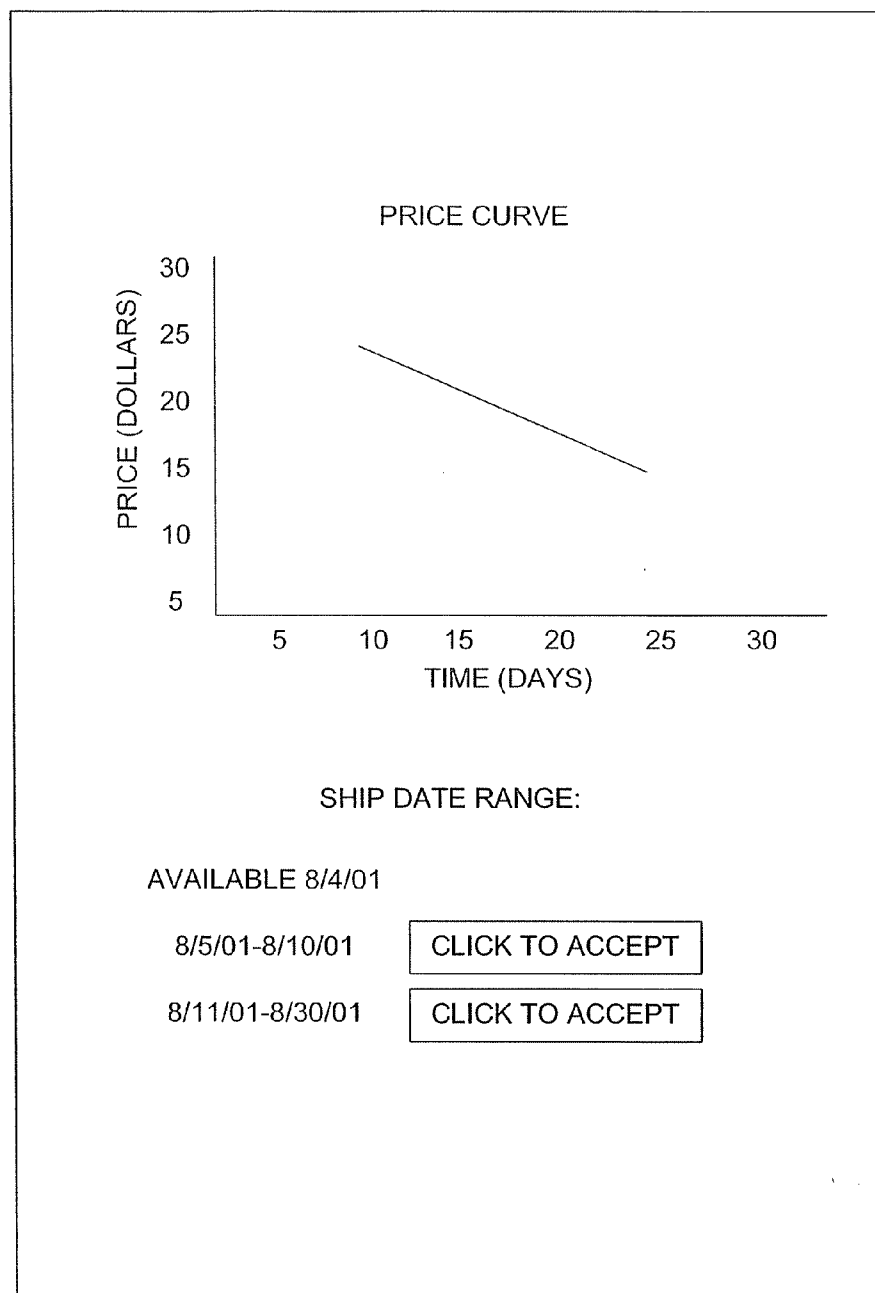
Fig. 15



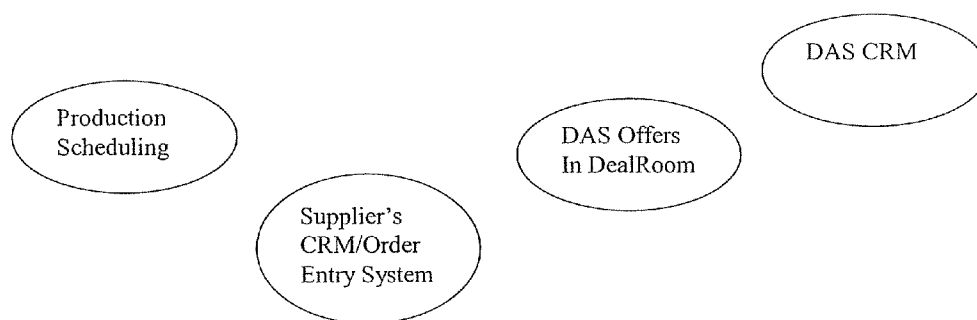
**Fig. 16**



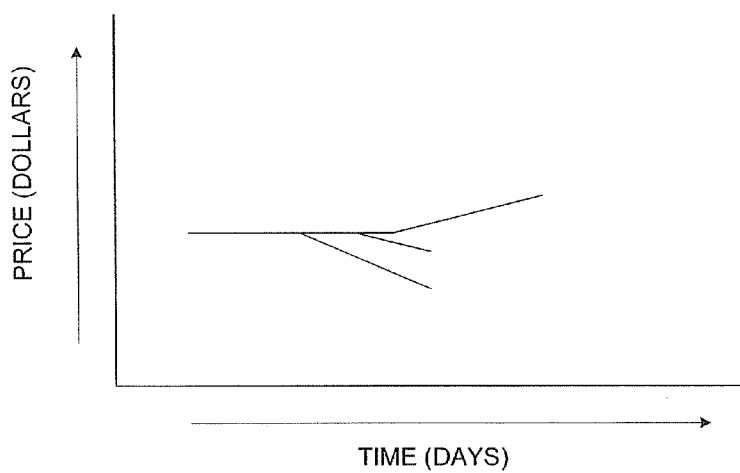
**Fig. 17**

**Fig. 18**





**Fig. 19**



**Fig. 20**

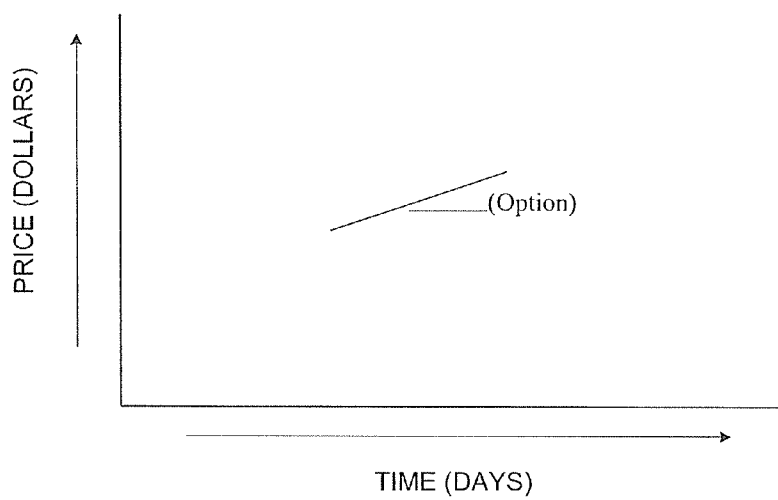


Fig. 21

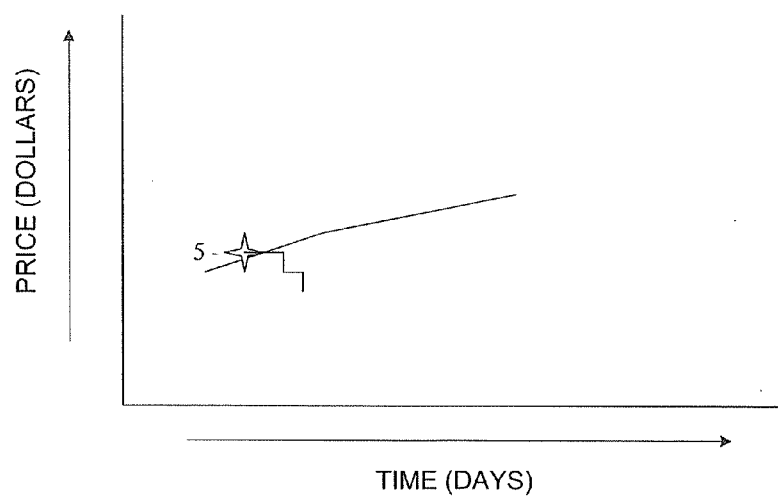


Fig. 22

## MULTIPLE CRITERIA BUYING AND SELLING MODEL

### CROSS-REFERENCE TO RELATED APPLICATIONS

**[0001]** The present application is a continuation and claims the priority benefit of U.S. patent application Ser. No. 13/893,204 filed May 13, 2013, now U.S. Pat. No. 8,626,605 which:

**[0002]** (1) is a continuation and claims the priority benefit of U.S. patent application Ser. No. 12/710,095 filed Feb. 22, 2010, which is a continuation and claims the priority benefit of Ser. No. 10/351,069 filed on Jan. 24, 2003, now U.S. Pat. No. 7,693,748, which claims the priority benefit of U.S. provisional application 60/351,770, filed Jan. 25, 2002 and U.S. provisional application 60/375,628, filed Apr. 26, 2002, and which is a continuation-in-part and claims the priority benefit of U.S. patent application Ser. No. 09/324,391, filed on Jun. 3, 1999, which claims priority to U.S. provisional application 60/133,769, filed May 12, 1999;

**[0003]** (2) is a continuation-in-part and claims the priority benefit of U.S. patent application Ser. No. 09/426,063 filed Oct. 22, 1999, now U.S. Pat. No. 7,818,212;

**[0004]** (3) is a continuation-in-part and claims the priority benefit of PCT patent application PCT/US00/11989, filed May 3, 2000, which claims priority to: U.S. provisional application 60/137,583, filed Jun. 4, 1999; U.S. provisional application 60/138,209, filed Jun. 9, 1999; U.S. provisional application 60/139,338, filed Jun. 16, 1999; U.S. provisional application 60/139,518, filed Jun. 16, 1999; U.S. provisional application 60/139,519, filed Jun. 16, 1999; U.S. patent application Ser. No. 09/342,345, filed Jun. 29, 1999; U.S. provisional application 60/142,371, filed Jul. 6, 1999; U.S. provisional application 60/160,510, filed Oct. 20, 1999; U.S. patent application Ser. No. 09/426,063, filed Oct. 22, 1999; U.S. provisional application 60/162,182, filed Oct. 28, 1999; and U.S. provisional application 60/173,409, filed Dec. 28, 1999; U.S. provisional application 60/133,769 filed May 12, 1999; U.S. provisional application No. 60/135,972 filed May 6, 1999; and U.S. patent application Ser. No. 09/324,391 filed Jun. 3, 1999, which claims the benefit of U.S. provisional application 60/133,769 filed May 12, 1999.

**[0005]** The entireties of all prior-filed applications listed herein are hereby incorporated by reference.

### TECHNICAL FIELD

**[0006]** The present invention relates to a demand aggregation system and more particularly to a system and method of employing various features within the demand aggregation system.

### BACKGROUND OF THE INVENTION

**[0007]** The buying and selling of products and services has resulted in a vast array of buying schemes which are used to vary the price at which such products are sold. A common buying scheme, which businesses encounter regularly, is known as volume buying. According to this buying scheme, sellers set a fixed unit price for their products based on the volume of units that a buyer is willing to purchase. Buyers desiring to purchase products from the seller are each required to pay the same fixed price depending on the volume of units the buyer is purchasing. If a seller finds that the demand for a given product is greater or less than expected, the seller may later adjust the fixed price per unit of the

product to account for such findings. Although the fixed price per unit system provides a simple way for a seller to conduct business with multiple buyers, one drawback of this buying scheme is that it fails to provide buyers with a choice between a variety of different buying criteria that may be just as important as or more important to the buyer than price.

**[0008]** For example, a buyer that is in need of goods, such as raw materials to make products for an expedited order may be willing to pay a higher price for a faster delivery time. Another buyer may be concerned with the quality of the goods they are purchasing, such that the buyer would pay a higher price for goods having a minimum number of defects. Yet another buyer may be concerned with the warranty time allotted for the goods they are purchasing, and may want the warranty of the goods that they are purchasing to match or exceed the warranty the buyers are offering their own customers.

**[0009]** Yet another buying scheme which has been advanced in recent years is buyer-driven bidding. According to this buying scheme, a single buyer desiring to obtain a product communicates a price at which the buyer is willing to purchase the product to multiple sellers. Each of the sellers is provided an opportunity to review the buyer's price. A sale is complete when one of the sellers agrees to sell the product to the buyer at the price suggested by the buyer. While the buyer-driven bidding scheme provides advantages for certain types of transactions when, for example, sellers may be willing to sell products at lower than normal prices, the uncertainties involved with whether a buyer's offer will be accepted is often problematic for high volume commercial transactions in which the reliability that a transaction will be complete is of paramount importance. Another problem with the present buying schemes is that the buyers have no control in determining the criteria of the product or services that they may receive, while the seller has no control of the type of purchase that the buyer's request.

### SUMMARY OF THE PRESENTLY CLAIMED INVENTION

**[0010]** A demand aggregation system is structured to provide incentive for buyers to work together when purchasing products. By working together, buyers are able to take advantage of lower pricing due to quantity discounts. To facilitate buying and selling products using the volume pricing methodology, an electronic forum is provided whereby buyers and sellers are able to conveniently exchange information and order products.

**[0011]** A system and method for aggregating demand is provided. At least one seller may sponsor a deal room to aggregate selling goods/services from a plurality of buyers. The demand aggregation system can include a sales manager dashboard for allowing the at least one seller to set up DealRooms, price curves, offers, products, customers, and/or customer groups, for example. The sales manager dashboard can include a plurality of wizards for configuring such information.

**[0012]** The demand aggregation system can also include an action manager dashboard for allowing access to a plurality of DealRooms from a single display. The action manager dashboard can provide access to part of or the entire operation of DealRooms from multiple suppliers, multiple buyers, multiple price curves, etc. New customers can be posted to Deal-

Rooms, access rights to DealRooms can be changed, and customers can be deleted from DealRooms by the action manager dashboard.

**[0013]** The demand aggregation system can also include seller displays for notifying buyers of changes in prices relative to ship dates and times of order. The displays can include: a calendar for showing offers by day; a product calendar that coincides with the product ship date; a listing posted in a DealRoom; prices and quantities of available in-stock products; and a three-dimensional chart which includes a month with relative price points and quantities available, a price curve, and time remaining.

**[0014]** The demand aggregation system can also include a predictive modeling and reporting function. An algorithm is employed to utilize the product information to post a probability chart on a product price point.

**[0015]** To the accomplishment of the foregoing and related ends, the invention then, comprises the features hereinafter fully described and particularly pointed out in the claims. The following description and the annexed drawings set forth in detail certain illustrative aspects of the invention. These aspects are indicative, however, of but a few of the various ways in which the principles of the invention may be employed and the present invention is intended to include all such aspects and their equivalents. Other objects, advantages and novel features of the invention will become apparent from the following detailed description of the invention when considered in conjunction with the drawings.

#### BRIEF DESCRIPTION OF THE DRAWINGS

**[0016]** FIG. 1 illustrates a diagrammatic view of a system for electronically conducting business in accordance with an aspect of the present invention;

**[0017]** FIG. 2a illustrates a block diagram of a central server in accordance with an aspect of the present invention;

**[0018]** FIG. 2b is a schematic illustration of a client computer operatively coupled to a server computer system in accordance with an aspect of the present invention;

**[0019]** FIG. 3 illustrates a web page providing options to buyers and sellers desiring to conduct business electronically in accordance with an aspect of the present invention;

**[0020]** FIG. 4a illustrates a buyer's buying criteria input screen in accordance with an aspect of the present invention;

**[0021]** FIG. 4b illustrates a buyer's product ordering criteria input screen in accordance with an aspect of the present invention;

**[0022]** FIG. 4c illustrates a list of seller's deals matching the buyer's product ordering criteria in accordance with an aspect of the present invention;

**[0023]** FIG. 5 illustrates a flow chart for a buyer desiring to conduct business electronically in accordance with an aspect of the present invention;

**[0024]** FIG. 6 illustrates an on-line registration form for a buyer in accordance with an aspect of the present invention;

**[0025]** FIG. 7 illustrates a buyer database stored in a central server in accordance with an aspect of the present invention;

**[0026]** FIG. 8a illustrates a web page for a buyer to create or modify a deal in accordance with an aspect of the present invention;

**[0027]** FIG. 8b illustrates a seller's buying and selling criteria input screen in accordance with an aspect of the present invention;

**[0028]** FIG. 8c illustrates a seller's product ordering criteria input screen in accordance with an aspect of the present invention;

**[0029]** FIG. 8d illustrates an input screen for adding buying and selling criteria to the deal in accordance with an aspect of the present invention;

**[0030]** FIG. 9 illustrates a flow chart for a seller desiring to conduct business electronically in accordance with an aspect of the present invention;

**[0031]** FIG. 10 illustrates an on-line registration form for a seller in accordance with an aspect of the present invention;

**[0032]** FIG. 11 illustrates a seller database stored in the central server in accordance with an aspect of the present invention;

**[0033]** FIG. 12 is a schematic illustration of an ordering process in accordance with an aspect of the present invention;

**[0034]** FIG. 13 is a schematic illustration of an electronic forum for conducting a seller sponsored business transaction in accordance with an aspect of the present invention;

**[0035]** FIG. 14 is a schematic illustration of an electronic forum for conducting a buyer sponsored business transaction in accordance with an aspect of the present invention;

**[0036]** FIG. 15 is a schematic illustration of an electronic forum for conducting a buyer and seller co-sponsored business transaction in accordance with an aspect of the present invention;

**[0037]** FIG. 16 is an example of a price curve in accordance with an aspect of the present invention.

**[0038]** FIG. 17 is an example of another price curve in accordance with an aspect of the present invention.

**[0039]** FIG. 18 is an example of a spot curve in accordance with an aspect of the present invention.

**[0040]** FIG. 19 is an example of a demand aggregation system in accordance with an aspect of the present invention.

**[0041]** FIG. 20 is an example of a multidimensional price curve in accordance with an aspect of the present invention.

**[0042]** FIG. 21 is an example of a seasonal price curve in accordance with an aspect of the present invention.

**[0043]** FIG. 22 is an example of another price curve in accordance with an aspect of the present invention.

#### DETAILED DESCRIPTION

**[0044]** The following presents a simplified summary of the invention in order to provide a basic understanding of some aspects of the invention. This summary is not an extensive overview of the invention. It is intended to neither identify key or critical elements of the invention nor delineate the scope of the invention. Its sole purpose is to present some concepts of the invention in a simplified form as a prelude to the more detailed description that is presented later.

**[0045]** As used in this application, the term "component" is intended to refer to a computer-related entity, either hardware, a combination of hardware and software, software, or software in execution. For example, a component may be, but is not limited to, a process running on a processor, a processor, an object, an executable, a thread of execution, a program, and a computer. By way of illustration, both an application running on a server and the server can be a component.

**[0046]** Referring initially to FIG. 1, a demand aggregation system 10 is shown in which multiple buyers 15 and sellers 20 are electronically linked via a central server 25. As discussed in more detail below, the central server 25 is configured to provide the buyers 15 and sellers 20 with a convenient forum in which to buy and sell goods in accordance with an aspect of

the present invention. The forum may, for example, be a pre-established Internet web page where sellers **20** can post product information and the buyers **15** can order products. The multiple criteria buying scheme calls for a seller **20** to post a number of deals for a given product, which vary according to different offering criteria defining the limits of a number of selling criteria, such as, for example, price, volume, quality and delivery time. The buyers **15** can enter a range of criteria that the buyer would require for a deal to be made. A list of sellers and prospective deals offered by sellers **20** is generated for the buyers **15** to review. The buyers **15** can then review the list of deals and choose a deal based on the buyers' **15** particular needs. In this manner, the buyers **15** can be certain that particular thresholds have been met.

**[0047]** It is to be appreciated that the present invention has wide applicability to the purchasing and/or selling of a variety of different products and/or services. For example, the present invention may be applied within the context of purchasing and/or selling airline tickets wherein buyers' criteria may include, for example: (1) reputation of airline; (2) reliability; (3) timeliness; (4) price; (5) number of alternative flights; (6) comfort; (7) quality of service; and (8) quality of foods. The sellers' criteria may include, for example: (1) volume of tickets; (2) buyer's versatility in time schedule; (3) buyer's method of payment, etc.

**[0048]** The present invention may also be applied in the context of purchasing and/or selling an automobile wherein buyer's criteria may include, for example: (1) reputation of automobile manufacturer; (2) reputation of dealer; (3) price of automobile; (4) delivery options; (5) automobile availability; (6) safety; and (7) financing terms; etc. While, the seller's criteria may include, for example: (1) buyer's creditworthiness; (2) desired finance terms; (3) delivery requests of buyer; (4) delivery dates; etc.

**[0049]** Thus, the present invention allows buyers and/or sellers of products and/or services to pre-select a plurality of criteria prior to negotiating a deal for the product and/or service. Of course the preselected criteria will vary depending on the particular product and/or service. The scope of the present invention as defined in the hereto appended claims intends to include any product and/or service (and plurality of preselected criteria associated therewith) suitable for deal-making in accordance with the present invention.

**[0050]** Each of the buyers **15** and sellers **20** may access the central server **25** in any of a variety of ways. For example, in the present aspect, each buyer **15** and seller **20** is shown to be part of separate establishments **30** which include one or more respective computer systems **35** and local servers **40**. The computer systems **35** may, for example, be a desktop or laptop computer with a local area network (LAN) interface for communicating over a network backbone **45** to the local server **40**. The local servers **40**, in turn, interface with the central server **25** via a network cable **50** or the like. It will be appreciated that while the present aspect depicts the computer system **35** communicating with the central server **25** via hardwired network connections, in an alternative aspect the computer system **35** may interface with the central server **25** using a modem, wireless local area and/or wide area networks, etc. Further, it will be appreciated, that while the buyers **15** and sellers **20** are shown to communicate with the central server **25** via different computer systems **35**, it will be appreciated that the buyers **15** and/or sellers **20** may access the central server **25** from the same computer system **25**.

**[0051]** Turning now to FIG. **2a**, a block diagram of hardware components of the central server **25** is shown. In particular, the central server **25** includes a central processor **100** for performing the various functions described herein. A memory **105** is coupled to the processor **100** and stores operating code and other data associated with the operations of the central server **25**. A user interface **110** is also coupled to the processor **100** and provides an interface through which the central server **25** may be directly programmed or accessed. The user interface **110** may, for example, be an alphanumeric keyboard and mouse. A network interface **115** coupled to the processor **100** provides multiple connections for transceiving information with buyers **15** and sellers **20** over the network cables **50**.

**[0052]** As previously stated, the present invention could take advantage of the wide availability and versatility of the Internet. Referring to FIG. **2b**, a schematic block diagram is illustrated which depicts an environment of interest in accordance with an aspect of the present invention. The client computer system **35** is shown connected to the central server computer system **25** that is part of the Internet **60**. The client computer system **35** and server **25** are connected via an Internet connection **55** using a public switched phone network, for example, such as those provided by a local or regional telephone operating company. The Internet connection **55** may also be provided by dedicated data lines, Personal Communication Systems (PCS), microwave, or satellite networks, for example, or any suitable means. It is to be understood that the terms client and server are to be construed in the broadest sense, and that all such constructions of the terms are intended to fall within the scope of the hereto appended claims.

**[0053]** Turning now to FIG. **3**, an exemplary Internet web page **120** which provides buyers **15** and sellers **20** with access to a forum for conducting business using the multiple criteria buying methodology described in detail below is shown. The web page **120** is shown to include hyperlinks for handling both registered and un-registered buyers and sellers of products. For example, as shown in FIG. **3**, registered buyers may select a hyperlink to a registered buyer login screen via hyperlink **125** while non-registered buyers may select a hyperlink to a non-registered buyer registration screen via hyperlink **135**. Similarly, registered sellers may select a hyperlink to a registered seller login screen via hyperlink **130**, while non-registered sellers may select a hyperlink to a non-registered seller registration screen via hyperlink **140**. While the present aspect illustrates separate hyperlinks for buyers and sellers, it will be appreciated that such hyperlinks could alternatively be combined and the status of buyer or seller could be determined during a later stage in the login procedure.

**[0054]** Turning now to FIG. **4a**, in accordance with an aspect of the present invention, registered buyers **15** enter several product buying criteria into a "Buyer's Buying Criteria" input page **150**. The buyer **15** selects a product or service from a list in a scroll down menu **152**. It should be appreciated that the list on the scroll down menu **152** could include any number of related or non-related goods and services only limited by the size of a database used in accordance with the present invention. Upon selecting a product or service (e.g., glass) from the scroll down menu **152**, a list of seller criteria automatically appears in a window **160**. The list of seller criteria appearing in the window **160** can include minimum inputs to be provided by the buyer to obtain a deal listing. These minimum inputs are decided by a class of sellers selling individual product(s) or service(s) and/or decided by a system

administrator of the system. The buyer 15 can then begin adding buying criteria by selecting criteria from a scroll down list 154, and clicking on an “Add to List” button 156 with a computer mouse (not shown) or via a touch screen, for example. If the buyer 15 desires to remove a selected criterion, the buyer can highlight the criterion in the window 160 and click on a “Remove from List” button 158. Once the list is completed, the buyer 15 may add additional criteria not in the selection of choices. The additional criteria may or may not be utilized in this particular deal search; however, if it is not, it will be provided to the sellers, such that they can be alerted of these additional criteria important to the buyer. Accordingly, sellers may opt to add the additional criteria to the selectable choices at a later time. Once the complete custom buying criteria list is completed, the buyer can click on a “Submit Criteria” button 162 for submission of the buyer’s buying criteria to build a “Buyer’s Product Ordering Criteria” input screen 165, as illustrated in FIG. 4b.

[0055] Turning now to FIG. 4b, in accordance with an aspect of the present invention, buyer 15 enter several product ordering criteria that would be acceptable to the buyer 15 on a “Buyer’s Product Ordering Criteria” input screen 165. In this particular example, the buyer 15 is looking to purchase raw glass by the pound, however, many different types of products and services could be purchased/sold using the present invention. The buyer’s ordering criteria of this example includes: price range 166 in dollars per pound; volume range 168 in number of pounds; delivery range 170 in days; the acceptable % of defects 172 in percent; and the minimum required warranty 174 in months. The buyer 15 can then list the names of the sellers 20 in the window 176 that the buyer 15 has bought products from previously, so that the buyer 15 can be entitled to any good customer or multi-purchase discounts offered by the sellers 20. Once the buying ordering criteria are entered, the buyer can search for deals by clicking on a “Search for Deal” button 178 on a touch screen and/or via a mouse and/or via a touch screen. A search engine can then be employed to search through a database of deals offered by various sellers of the product, and provide an output of deals to the buyer which matches the buyer’s ordering criteria. The output can be displayed on a “Deal Matching Ordering Criteria” page 180, as shown in FIG. 4c.

[0056] In FIG. 4c, registered sellers 20 set up a variety of deals 182 by which buyers 15 are able to order products. As will be discussed in more detail below, the variety of deals 182 are set up to display the following information which is input from the seller 20 and/or calculated by the processor 100 of the central processor 25 according to the deal 182, which includes: a seller name 184; a deal number 186; a volume ordering range required 188 to obtain a current price/pound level 190; an expected delivery time 192; a warranty period 196; and a percentage of defects 198 of the product the buyer 15 can expect to receive in a given order. Based on such information, buyers 15 can make an informed decision as to whether they desire to order a particular deal based on the criteria that is important to that particular buyer. If a buyer 15 desires to place an order, the buyer 15 inputs a seller 183, a deal number 185 and a volume order 187. The buyer 15 then clicks on the “Submit Deal” button 189 with a mouse pointer, for example, on the computer display and the deal is finalized.

[0057] Turning now to FIG. 5, a methodology of entering web page 150 is illustrated. At 200, it is determined whether a buyer 15 is registered or not. If the buyer 15 is not registered, the buyer 15 selects hyperlink 135 (FIG. 3) and proceeds to

205. At 205, the processor 100 of the central server 25 requests that the buyer 15 fill out a registration form. For example, the buyer 15 is requested to fill out a registration form 208 such as that shown in FIG. 6. In the present example, the registration form 208 requests that the buyer 15 enter information such as: buyer name; address; primary contact person; phone; fax; e-mail; short description of company; preferred login user name; and preferred password. With respect to the user name and password, the processor 100 is configured to determine whether the selected user name and password combination are available and, if not, to prompt the buyer 15 to enter a new user name and password until an available combination is selected.

[0058] Turning back to FIG. 5, at 210, the buyer is requested to fill out a credit card application so that purchases made on the web site may be immediately approved. The credit card registration and approval process may be accomplished via a hyperlink to one of various electronic credit card approval agencies which check the buyer’s credit rating and set up a merchant account with a line of credit. For example, an electronic credit card approval agency which may be used in conjunction with the present invention can be found on the Internet at [interent-ecommerce.com](http://interent-ecommerce.com). Next, at 215, the processor 100 determines if the credit card application has been approved by the electronic credit card approval agency. If the credit card application has not been approved, the processor 100 proceeds to 220 where a message is sent back to the buyer 15 indicating regret that they have not been approved for a line of credit and therefore have not successfully completed the registration process. At 220, a customer service telephone number can be provided to the buyer 15 in case the buyer has questions and/or desires to pursue registration further.

[0059] If at 215, the processor 100 is informed that the buyer 15 has been provided a line of credit and a credit card number has been issued, the processor 100 proceeds to 225. At 225, the buyer information from the registration form 208 and the newly issued credit card number are stored in a buyer database 270 (FIG. 7) in the memory 105 of the processor 25 (FIG. 2a). Next, at 230, the processor 100 is configured to provide the buyer 15 with the newly issued credit card number so that the buyer 15 is able to purchase products and/or services. Furthermore, the processor 100 is configured to provide a report to the system administrator who then mails a confirmation copy of the buyer’s information stored in the buyer’s database to the buyer 15. This completes the buyer’s registration process.

[0060] Returning back to 200, if a buyer has already registered, the buyer 15 may login as a registered user by selecting the registered user hyperlink 125 (FIG. 3). Once selected, the processor 100, at 240, prompts the buyer 15 to enter a user ID and password. Upon entry of such information, the processor 100 verifies the user ID and password with those stored in the buyer database 270 (FIG. 7). If the user ID and password entered by the buyer 15 does not match any entry in the buyer database 270, the processor 100 returns to 235 for re-entry of such information. If, however, at 240, a valid user ID and password are entered, the processor 100 proceeds to 245.

[0061] At 245, the processor 100 provides the buyer 15 with a buyer’s buying criteria input screen where the buyer 15 is able to enter a variety of buying criteria that is important to that particular buyer 15. The buyer 15 selects a plurality of buying criteria and submits the criteria, so that the system can build an input ordering criteria form. At 250, the buyer 15 enters a range of ordering criteria that is acceptable to the

buyer in the input ordering criteria form, and then submits the criteria causing the system search engine to match the ordering criteria with a list of seller deals in a seller deal database. The search engine then lists the seller deals matching the buyer's buying and ordering criteria. As discussed above, the deals **182** provide the buyer **15** with information regarding the sale of a particular product such as, for example, a volume range to get a particular price per pound, delivery time, warranty period and a percentage of defects in each order that a buyer can expect. In order to allow a buyer to quickly find deals **182** of interest, the processor **100** provides the buyer **15** with the input "Buyer's Buying Criteria" input screen **150**, so that active deals **182** of interest may be found.

[0062] Once a search is completed, the buyer **15**, at **250**, can select a desired deal **182** from the results obtained. For example, the buyer **15** may choose a desired deal because it has a faster delivery time than the other deals. The buyer **15** may choose a deal because it has a low percentage of defects in the goods, or has a longer warranty than other goods. Regardless of the deal the buyer **15** may choose, the buyer **15** can make an informed decision based on a variety of buying criteria. If the buyer **15** is unsatisfied with the search results or simply desires to re-perform the search, the buyer **15** at any time is able to return back to a previous screen selecting the "back" function available using an Internet browser such as, for example, Microsoft Internet Explorer, Netscape, etc. Additionally, a hyperlink to various screens, such as the search screen, preferably is provided on each web page.

[0063] Upon selecting a deal **182**, the processor **100** in step **255** displays a page of standard terms and conditions which the buyer **15** must agree to prior to completing the deal. The terms and conditions relate to the terms governing the sale of the product or service according to which both the buyer and seller are willing to conduct business. If the terms and conditions are not accepted, the processor **100** returns the buyer **15** to step **245**, so that another deal **182** may be selected and/or another search may be performed. If, however, in step **260** the terms and conditions are accepted, the processor **100** proceeds to allow the buyer **15** to complete the deal in step **265**.

[0064] Turning now to FIG. **8a**, in accordance with one aspect of the present invention, registered sellers **20** enter into a "Create or Modify Deal" screen **275**. The seller **20** can choose a product or service from the product/service scroll down menu **276** and choose to either click on an "Open New Deal" button **278**, a "Modify Existing Deal" button **280** or a "Review Buyer Inputted Criteria" button **282**. If the buyer selects the "Review Buyer Inputted Criteria" button **282**, the seller will be provided with a list of buyer buying criteria that the buyers **15** manually inputted into the window **160** of FIG. **4a**. This allows the sellers **20** to review criteria that are important to their buyers, which the sellers were not aware. If a seller **20** chooses to click on the "Open New Deal" button **278**, the seller **20** will enter into a "Seller's Product Selling Criteria" input screen **300**, as illustrated in FIG. **8b**. If the seller **20** chooses to click on the "Modify Existing Deal" button **280**, the seller **20** will enter into a "Seller's Product Offering Criteria" input screen **330**, as illustrated in FIG. **8c** with the seller being prompted to enter a deal number, which causes the ordering criteria of the chosen deal number to be editable in the input screen.

[0065] Referring to FIG. **8b** illustrating the "Seller's Selling Criteria" input screen **300**, the seller **20** can begin building a new deal by selecting a number of seller additional criteria, and seller criteria from a list in a scroll down menu **302** and a

list in scroll down menu **306**, respectively. The seller can click on the "Add Seller Additional Criteria" button **304** for adding seller additional criteria from the scroll down menu **302** into a window **310** containing a deal criteria list **303**. The deal criteria list **303** includes a first portion listing the "Product Agreed upon Seller Criteria" **305**, decided by the group of sellers for a particular product/service and/or the system administrator, a second portion which is the seller criteria list **307** and a third portion which is the seller additional criteria list **309**. It should be noted that the criteria in the seller additional criteria list is not a mandatory criteria for the buyer when the buyer is inputting the buyer's buying criteria at **245** of FIG. **5**, but is listed in the terms and conditions **265** after a deal is chosen by the buyer. The seller can add seller criteria by selecting the criteria from the scroll down bar **306** and clicking on the "Add Seller Criteria" button **308**. The seller can remove any of the criteria from the overall criteria list, except for the "Product Agreed upon Seller Criteria", by highlighting the selection with the computer mouse and clicking on a "Remove from List" button **312**. The seller **20** can add new selling criteria by clicking on a hyperlink **316** labeled "Add New Criteria" sending the seller **20** to an "Adding and Modifying Deal Criteria" screen **360**, illustrated in FIG. **8d**. The seller can modify current criteria by highlighting the criteria in window **310** and clicking on a hyperlink **318** labeled "Modify Existing Criteria" sending the seller to the "Adding and Modifying Deal Criteria" screen **360** with the criteria information defaulting to the highlighted criteria for modification therefrom.

[0066] Referring now to FIG. **8c**, once the criteria are selected and submitted, the system generates the "Seller's Product Offering Criteria" input screen **330**. A seller number **331**, a product type **332** and a current deal number **333** are automatically generated and displayed on input screen **330**. The seller **20** can enter offering limits relating to the selling criteria of the seller's product for a particular deal. The seller's offering criteria of this example includes: price **166** in dollars per pound; volume range **168** in the number of pounds; delivery time **170** in days; the % of defects **172** in percent; and the warranty **174** in months. The seller **20** can also list the names of the buyers **15** in a window **344** that the deal is being offered or select and/or type in a term, such as "All" if the offer is open to any buyer. Once the seller offering criteria is entered, the seller **20** can submit the deal by clicking on a "Submit/Modify Deal" button **350** on the computer screen by using the computer's mouse. The present invention then creates a record of the deal in a database of deals offered by various sellers **20** of the product. Accordingly, deals in which a seller's offering criteria match a buyer's ordering criteria can be output to the buyer **15** in a list of deals on the "Deals Matching Ordering Criteria" output page **180**, as shown in FIG. **4c**.

[0067] Referring now to FIG. **8d**, an example of an "Adding Deal Criteria" input screen **360** is depicted. The seller number **331**, the product type **332** and the current deal number **333** are automatically generated and display on an input screen **360**. The seller **20** can enter a criteria name in the "Enter Criteria Name" box **362**. The seller can then choose whether the criteria are a seller type or a seller additional criteria type from a first scroll down menu **364**. The seller **20** chooses a criteria type from a second scroll down menu **366** and the criteria units in a third scroll down menu **368**. The seller can submit these new criteria for the current deal by clicking on the "Submit New Criteria for Current Deal" button **370** or add the

new criteria for the product deals by clicking on the "Submit New Criteria for All Product Deals" button 372. The seller 20 may at any time review the buyer inputted criteria submitted by the buyer 15 that is not in any of the seller's deals by clicking on the "Review Buyer Inputted Criteria" button 376. The seller 20 can review this list to determine whether or not the seller 20 would like to add these criteria to the present deal or deals such that they are in accord with buyer needs. The seller 20 may also review the criteria that are offered by other sellers, but not the current seller, by clicking on a "Review Other Seller Criteria" button 378. This will help the seller keep current on what the other seller's selling criteria are being utilized for matching to the buyer's buying criteria to satisfy the current market demands.

[0068] If the seller would like to return to the "Create or Modify Deal" screen 275 the seller 20 can click on the "Cancel" button at any time. Furthermore, if the seller 20 simply desires to re-perform the search, the seller 20 at any time is able to return back to a previous screen selecting the "back" function available using an Internet browser such as, for example, Microsoft Internet Explorer, Netscape, etc. Additionally, a hyperlink to various screens, such as the search screen, preferably is provided on each web page.

[0069] Proceeding now to FIG. 9, the operations of the processor 100 of the central server 25 in handling sellers 20 is depicted. In particular, the processor 100 at 400 determines whether a seller 20 is registered or not based on which hyperlink 130, 140 (FIG. 3) the seller 20 selects. If the seller 20 selects hyperlink 140 indicating that the seller is not registered, the processor 100 proceeds to 405. At 405, the processor 100 provides the seller 20 with a seller's registration form 408 (FIG. 10) to fill out. The registration form 408 is similar to registration form 208 for the buyer 20 and allows the seller 20 to select a preferred user ID and password. Once completed, the processor 100 proceeds to 410 where the seller 20 is requested to submit a credit card application so that costs and fees associated with conducting business may be directly billed to the seller's credit card. As discussed above, the credit card approval process can be performed by a third party vendor accessible via a hyperlink.

[0070] Once the credit card application is submitted by the seller 20, the processor 100 proceeds to 415 where the processor 100 determines if the credit card application has been approved. If the credit card application has not been approved, the processor 100 proceeds to 420 where the seller 20 is informed that the credit card application has not been approved. The seller 20 can be provided with a customer service telephone number so that the seller 20 may optionally set up the account in a different fashion. If, however, at 415 the credit card application is accepted, the processor 100 proceeds to 425 where seller information is stored in a seller database 427 (FIG. 11). Then, at 430, the processor 100 is configured to provide the seller 20 with the newly issued credit card number so that the seller 20 is able to open deals. Further, the processor 100 is configured to provide a report to a system administrator, who can send a confirmation copy of the seller's information stored in the seller's database to the seller 20. This completes the seller's registration process.

[0071] However, if at 400 a seller has already registered, the seller 20 may login as a registered user by selecting the registered user hyperlink 130 (FIG. 3). Once selected, the processor 100, at 435 prompts the seller 20 to enter their user ID and password. Upon input of the user ID and password, the processor 100 proceeds to 440 where the processor 100 veri-

fies a valid user ID and password have been entered by comparison with the information stored in the seller database 427 (FIG. 11). If the user ID and password entered by the seller 20 does not match any entry in the seller database 427, the processor 100 returns to 435 for re-entry of such information. If, however, at 440, a valid user ID and password are entered, the processor 100 proceeds to 445.

[0072] Upon successful entry of a user ID and password, the seller 20 is provided with a seller option screen 275 as shown in FIG. 8a. For example, the seller 20 may decide to open a new deal 182 or the seller 20 may decide to view a current deal 182 for one of a number of goods or services offered by the seller 20 or review a list of buyer inputted criteria. Accordingly, if at 445, the processor 100 determines that the seller 20 desires to open new deal 182 for a selected product, the processor 100 proceeds to 460.

[0073] At 460, the processor 100 requests that the seller 20 enter the seller's selling criteria, so that the system can build a seller's product offering criteria input screen, at 465. For example, in the present aspect the product agreed upon seller criteria is the volume range of the order and the price per pound of the order, the seller's selling criteria includes the delivery time and warranty with quality to be added next, and the seller additional criteria is that the buyer pay the cost of shipping the goods. As discussed above, the processor 100 utilizes the information input from the seller 20 to display a seller's product ordering input form 330.

[0074] At 465, the processor 100 request that the seller enter the limits associated with the seller's selling criteria chosen at 460, and the list of buyer's entitled to be offered the present deal. The information is entered and submitted to form a deal. The processor 100 uses this information to match buying and ordering criteria of the buyer with selling and offering criteria of the seller, so that deals can be completed in an expedited manner.

[0075] Continuing to refer to FIG. 9, if the seller 20 has not selected to open a new deal, the processor 100 determines, at 450, whether the seller 20 has decided to modify an existing deal 182. In the present aspect of the invention, the seller 20 is limited to modify those deals which they have opened. Accordingly, if the processor 100 determines that the seller does desire to modify a deal 182, the processor 100 provides the seller 20 with a list of deals 180 which the seller has opened. Upon selection of one of the deals 182, the processor 100 proceeds to 455 where the deal 182 is displayed to the seller 20. If a deal 182 is not entered at 450, or at 455 and/or 460, the processor 100 returns to 445.

#### Buyer Sponsored DealRoom

[0076] Regarding FIG. 14, although the present invention has been largely described within the context of a seller sponsored DealRoom (FIG. 13), it is to be appreciated that a buyer or buyers may sponsor a DealRoom to aggregate purchasing goods/services from a plurality of sellers. For example, a large corporate buyer may employ the present invention to create a DealRoom where a plurality of sellers may assemble to aggregate selling of specific goods and/or services that the buyer desires. Such a transaction facilitates the buyer satisfying purchase requirements in one forum and to coordinate deliver of goods/services. Furthermore, such a system facilitates sellers making sales to the buyer, which but for the sellers being able to aggregate the buyer may not have dealt with the individual seller because of insufficient capacity to meet the buyers' needs. The subject specification



describes exemplary systems and interfaces for implementing the subject invention, and therefore further discussion thereto is omitted for sake of brevity. However, it is to be appreciated that one skilled in the art based on the above discussion regarding seller sponsored DealRooms/transactions could apply such teachings to implement the aforementioned buyer sponsored DealRoom/transaction.

#### Multiple Buyer and Multiple Seller Sponsored DealRoom/Transaction

**[0077]** Regarding FIG. 15, although the present invention has been largely described within the context of a seller sponsored DealRoom/transaction, it is to be appreciated that buyers and sellers may concurrently sponsor a deal room/transaction to aggregate selling of and purchasing of goods/services by a plurality of sellers and buyers respectively. For example, a multiple sellers and buyers may employ the present invention to create a DealRoom/transaction forum where a plurality of sellers and buyers may assemble to aggregate selling and buying of specific goods and/or services that the sellers which to sell and the buyers desire to purchase. Such a transaction forum creates great efficiencies with respect to purchase price and/or selling quantity of particular goods/services. For example, in such a forum dedicated to the selling and purchasing of a specific product/service, sellers can assemble to compete for the sale of their respective product/service, which leads to pricing efficiencies. Buyers can assemble in such a forum to aggregate buying power in order to negotiate good prices and close deals. Sellers on the other hand may also aggregate to meet the needs of a large buying block. The subject specification describes exemplary systems and interfaces for implementing the subject invention, and therefore further discussion thereto is omitted for sake of brevity. However, it is to be appreciated that one skilled in the art based on the above discussion regarding seller sponsored DealRooms/transactions could apply such teachings to implement the aforementioned buyer sponsored DealRoom/transaction.

#### OpenOffer Management System

**[0078]** One alternative aspect of the present invention affords for creating, altering and/or managing OpenOffer sheets on more than one Private DealRoom at the same time.

**[0079]** This aspect of the invention (preferably implemented via software) allows the company completing an OpenOffer Sheet to select those private DealRooms it wishes to submit the OpenOffer sheet. For example, a first OpenOffer sheet with one price and volume schedule may be automatically submitted to DealRoom #1 and #2. A second OpenOffer sheet can be submitted for the same product with different price points and volume schedules to DealRoom #3. The system allows a supplier to track any number of DealRooms and label a customer accordingly. The supplier may create subsets of private DealRooms at any time through grouping the DealRooms and saving them with a different name (e.g., mid-size companies, tier one, large company). This allows the supplier the real-time ability to segment all or some customers according to any number of criteria and present current pricing and capacity information. Therefore, the system is a tool for creating any number of pricing configurations among different products and updating those prices and volumes in a moment's notice among the selected DealRooms.

**[0080]** A company is able to see a pricing summary by product type across DealRooms. For example, the ability to select a product category and have the system return a list of the prices submitted for each along with the current price and the lowest price to be achieved. This allows for the company to track pricing strategy across DealRooms. The information can be reviewed in any number of configurations: pie charts, bar charts, scatter charts, etc. and any subsets of DealRooms. Statistical numbers are also available including totals, averages, etc.

**[0081]** The system also provides a running list of buyers that have access to DealRooms supported by the company. This is done through a search file in that private DealRoom and saved to the master management system. Every DealRoom has a different URL such as WCeWinWin.com or ADeWinWin.com with the requisite security. The system is also capable of performing a search by entering the customer name which then provides the proper DealRoom and password. Changes can be made by the supplier.

**[0082]** An OpenOffer Sheet can be posted on a regular interval and/or programmed to reset the offer with a rolling date (e.g., daily, weekly, bi-weekly, monthly) on master and individual sites. In addition, a component(s) of the OpenOffer Sheet can be altered and saved under a different name. For example, if a product price is selected to stay constant while the ship date changes to the next business day on a regular interval, that OpenOffer sheet can be saved and posted. The iteration will change with the passing of time. Likewise, OpenOffer sheets can be frozen with or without intervals with a freeze command.

**[0083]** OpenOffer sheets can also be retracted. This feature will pull offers from all DealRooms or any combination of DealRooms selected by the supplier. A product name and identification number can be accessed; and a retract or recall feature can be engaged. In the event that orders have been placed within the OpenOffer sheets, the supplier can fulfill the order as scheduled and/or notify the buyer(s) that the order has been cancelled.

**[0084]** The supplier can also list and search OpenOffer's that have no orders. This is done with a quick search that will pull up the OpenOffer's, DealRoom URL, projected ship date, etc. The master list can be perused and when highlighted, the supplier has the option of modifying the information accordingly and then post again within the specified DealRooms. Such changes as price, volumes, ship dates, close dates, etc. can be made and the new DealRooms submitted.

**[0085]** An online DealRoom can be created by a supplier instantly, if desired. The supplier can highlight a "Create New DealRoom" option and a room identification number and base URL for the new DealRoom is created. The supplier can then be asked to name the URL with up to a certain number of digits. Once the name and an administrator's password is selected, the new DealRoom is available. Additional information including contact name, email address of contact, etc. can be automatically recognized based on a supplier user name, or the supplier may be asked to provide such information.

**[0086]** A private online DealRoom can be created for invited buyers. The invited buyers are notified of the opening of the DealRoom and given a username and password to remain anonymous. Preferred customers can also be given special pseudonyms, so that they can travel from DealRoom to DealRoom, while maintaining anonymity from reports

generated by other suppliers and buyers utilizing the OpenOffer Management system. The private DealRooms invitations can be sent automatically via e-mail, instant message, etc.

**[0087]** A company can create a private DealRoom online, without revealing their identity. The supplier can enter a pseudonym and basic company criteria, such as the type of company (e.g. fortune 500, midsize, small), quality ranking, type of business (e.g., specialized, conglomerate), etc. The company can then track purchases and demand utilizing the pseudonym. The DealRoom can be configured to be offered to a specified group, such as distributors or preferred customers, or the general public as a blind offer. The deal room can be configured as a single order deal or as a time specified deal that allows buyers to aggregate in and reduce the price.

**[0088]** Transaction fees can be requested in real-time across one or more DealRooms. A fee structure is applied for customers based on the number of single transactions (e.g., completion of OpenOffer sheet by customer). Accordingly, a transactional figure is calculated for determining an online transactional fee.

#### Demand Aggregator System

**[0089]** The demand aggregator can capture and/or collate current and/or historical orders from OpenOffer sheets.

**[0090]** An OpenOffer Request Form allows a buyer on the system to alert suppliers of the product needed, category, quantity and when shipment is required. This allows the suppliers to respond with OpenOffer Sheets that match this need. The alert is by e-mail to the designated address given by the supplier. The buyer can request a private deal room, so that the identity of the buyer remains anonymous. The buyer can provide a pseudonym or an email address, so that the supplier can notify the buyer or post a message to the buyer.

**[0091]** An OpenOffer Request Summary is available by product category. For instance, the supplier may wish to aggregate requests from all DealRooms by product category. In this way, the supplier may see the level of demand required by its buyers in advance of placing an OpenOffer for the product. This feature can be accessed in real-time. An icon can be clicked to show the summary of products being requested and pertinent data related to shipments. Excess capacity can be priced to preferred customers.

**[0092]** The demand aggregator can also compare current orders for a product on a timeline with the aggregated volume received from OpenOffer Requests for the same product and requested ship dates is available. This aggregation and comparison allows the supplier to better estimate production estimates and forecasts. This allows for better planned production and the ability to evaluate the cost savings in terms of labor, material, production runs, etc. which, in turn, allows the supplier to estimate the savings and prepare the appropriate price and volume points.

**[0093]** A search engine system is included for searching for deals over different supplier sites including the particular product requested.

**[0094]** Other information can be included in the system, such as:

**[0095]** Total capacity posted by product, total, timeline, etc.

**[0096]** Total number of orders placed by product, total, timeline, etc.

**[0097]** % of capacity remaining by each product category measured over the timeline

**[0098]** Average price per product by product category, by DealRoom, by customer, etc.

**[0099]** Historical timeline of product ordered, average price, breakdown by DealRoom

**[0100]** Historical review of total capacity listed by product that went unpurchased

**[0101]** Historical review of total orders over days, weeks, months, quarters, etc.

**[0102]** Chart of top customers for each product line

**[0103]** Projected sales taking historic information by product and extrapolating over time by weeks, months, etc.

**[0104]** Trend analysis of product mix over periods of time

**[0105]** Evaluation of a volume of unpurchased product over a predetermined time period and when such capacity will be taken off market (e.g., termination of specials from completed OpenOffer Sheets with close dates)

#### Private Buyer DealRoom Management System

**[0106]** A private buyer DealRoom management system allows a buyer to review product summaries and order information in a plurality of ways on the system based on DealRoom transactions. Such transactions can include:

**[0107]** Total orders placed by product, group, average, etc.

**[0108]** Total share by product type for each supplier-measured over days, weeks, months, etc.

**[0109]** Summary of supplier ranking by product category

**[0110]** Summary of current pricing information by product category

**[0111]** Historical review of total orders over days, weeks, months, quarters, etc.

**[0112]** Projected orders for each product taking historic information and extrapolating over time by weeks, months, etc.

**[0113]** Trend analysis of product mix over periods of time

**[0114]** This trend analysis is available on the site for suppliers to review in order to complete OpenOffer Sheets with relevant volumes

**[0115]** Ability to compare percentage of products delivered on-time by product category over days, weeks, months, etc.

**[0116]** Ability to compare percentage of products that meet quality criteria

**[0117]** Ability to compare percentage of product suppliers with good customer service

**[0118]** Ability to trend the price for a product over time: days, months, quarters, years

**[0119]** Ability to profile a supplier over any period of time in price, quality, customer service, and deliver with a line chart showing trends to those suppliers via e-mail

**[0120]** Ability to profile suppliers of a similar product in such a way to compare performance over time

**[0121]** Ability to provide access for suppliers to see relative performance of their company versus other companies in the same category

**[0122]** The function of setting minimum performance rankings for suppliers and when suppliers fail to meet these standards, the buyer is notified of—the buyer has the option of having an icon to click which will list those

suppliers who are in jeopardy along with a brief order summary and ranking totals

**[0123]** Ability to send to new suppliers via e-mail

**[0124]** Ability to review the number of orders placed online and the fees associated therewith

#### Pre-Programmed Search Agents

**[0125]** A buyer can have pre-programmed search agents with preset queries, requests, order execution rights and limitations, and a myriad other instructions listed in the various other applications described herein. Additionally, there can be an associated Master Registration Form associated with the agent, which gives the buyer agent potential access to appropriate DealRooms. The buyer agent can have an embedded access code, which, if access is granted by the supplier, will permit the buyer agent to access the offer information. The buyer agent may have access to multiple DealRooms simultaneously. Through this arrangement, the buyer agent and the seller agent may interact to process the order. For example, the buyer agent might ask: "Can Product A be delivered on the 25th instead of the 30th for the same price?" The seller agent's response will be based on information programmed into its negotiating parameters, for example, "There is a 0.005% carrying cost added to the price for the requested change." This process is iterative based on the pre-programmed parameters of the agents.

**[0126]** The buyer agent can simultaneously negotiate with multiple seller agents from multiple DealRooms and collate information from various suppliers. The collated information is then displayed for the buyer's review according to display preferences preset in the agent's display protocol. For example, information can be ranked according to lowest price, earliest ship date, longest warranty, or any number of other criteria. Furthermore, criteria can be combined and or weighted to suit the buyer's particular needs at any given time.

**[0127]** The agent can also be provided with purchase rights. For example, if predetermined criteria are met, an order will be processed, including issuance of a purchase order number, confirmation notification, etc. Such information is valuable to the seller in that the agent is recognized as an agent having pre-programmed authority to purchase rather than an agent that is merely gathering information, thus permitting the seller to place higher priority in this particular agent.

**[0128]** The supplier can access interactions with buyer agents and the progress thereof. This information can be displayed, for example, on the supplier's computer screen, personal digital assistant, fax machine, etc. and will indicate early trends (for example, price and volume of each interaction) as well as other data beneficial to the supplier's evaluation of potential modifications to the seller agent's protocol.

**[0129]** With access requests provided by a buyer and access rights given by a supplier, the system immediately allows for higher-level interactions between buyer and seller in private and secure locations. In these secure locations, the agents can interact proceed with the "buy-no-buy" decision. Similarly, a supplier may initiate the process with a buyer by sending a notice to the buyer's computer, personal digital assistant, fax, etc. Buyer has the ability to agree to view the offer, register, submit a profile, program the buyer agent via the questions provided by the seller, etc.

**[0130]** The agents are capable of using a variety of communication languages. The methodology of the system includes interactions involving JAVA, XML, etc., for addi-

tional information pertaining to the particulars of the offer, the buyer or seller, the product, etc.

#### Trend Analysis System

**[0131]** This aspect of the present invention (preferably implemented via software) captures and collates current and/or historical orders from OpenOffer and/or OpenOffer Request sheets.

**[0132]** The trend analysis system aggregates patterns of buyers in purchases and demands. The trend analysis system also aggregates patterns of suppliers in offers and performance criteria to form a variety of trend analysis reports. The system also allows analysis of buyers to facilitate buying blocks for buyers and to assist suppliers in adjustment of their deal room offers. The trend analysis system also provides reports on anonymous buyers and sellers via a pseudonym. The system can communicate between websites to raffl (suppliers based on different criteria. The system can also establish transactional profiles based on industries, geographical location and time periods. The various trend analyses can be provided in different formats (e.g. pie charts, time lines, etc.). The trend analysis system can be utilized to identify various problems with buyer OpenOffer Request trends and supplier OpenOffer trends and communicated back to the buyers and/or suppliers.

#### Market Share System Reports

**[0133]** This aspect of the present invention (preferably implemented by software) is capable of providing a file for suppliers to see the relative market share they have for a single product versus their competition. Substantially every item but price can be reviewed by the supplier online with the same functionality as the Private Buyer DealRoom Management System.

#### OpenOffer Merge File

**[0134]** For the buyer, the ability to place an order on any sponsored site and after placing the order, have the option to present the order in an ASCII II, comma delimited file that will be sent to a specified e-mail account automatically. The icon ASCII II will be available for the supplier to hit at the beginning of the purchasing process which will cover purchases made on that site. The ASCII II information will be posted to the e-mail address indicated by the buyer. This feature will also be included as a default set-up under MyeWinWin. This feature will then be engaged whenever a buyer has set up this default and will travel with the buyer from the site to the sponsor site. MyeWinWin is then activated whenever the buyer places an order on the sponsor site. FIG. 12 is a schematic illustration of an ordering process.

#### Dynamic Pricing Model

**[0135]** The previous activity of the buyer on a site is recorded on such criteria as amount of cancelled orders (as expressed by a number of %), the track record of on-time payment, etc. until a ranking is assigned to the buyer either manually or by default criteria set by the manufacturer. For instance, a buyer with a 100% rate of taking receipt of orders online and 100% of paying within 30 days would be assigned a high value such as AA. When this buyer returned to the site and entered a password, the AA rating would be denoted and a series of value-added services would be made available to that buyer such as a 5% discount for placing an aggregated

order, special offers such as a rebate of x amount when the buyer is the first to place an order in the aggregated OpenOffer, etc.

**[0136]** In addition, a dynamic price can be assigned to the ranking of a buyer. For instance, buyers can be ranked in various groups such as AA, BB, or CC based on their past history. The AA can be tied to an automatic 5% discount whereby aggregated prices change automatically when the password of that company is entered. A company with a CC ranking could actually see a 5% premium when they visit the same site, simply based on the password and the company's past performance. The buyer that has a history of canceling may carry a higher cost to the supplier . . . this cost, in turn, can be programmed into that particular buyer's experience on their site. In this way, additional DealRooms may not be required, as the same DealRoom will take on the characteristics of that buyer.

**[0137]** The rating of a buyer on one particular DealRoom can be aggregated and averaged along with the DealRooms of other suppliers to develop an accurate "buyer profile." This profile can be accessed by supplier to determine which customers visit the supplier's DealRoom and what prices they eventually see. For example, price range could be displayed in a single box, showing the buyer a potential price based on various factors, such as added buyer volume for a given ship date, lower raw material costs, etc. The box can show the "next" price in one area and the potential "final" price in another, employing any number of visual queues to emphasize the two prices and the difference between them. This dynamic price option can be set by the supplier or his agent or requested by the buyer or his agent.

#### Not Exceed Pricing Option

**[0138]** A supplier can list as an option for certain customers a NOT TO EXCEED option. In this case, a buyer has already negotiated a NOT TO EXCEED price through a blanket contract for a set period of time (e.g. one year). The NTE tag along with the set price is programmed into the site through a series of fields. The buyer places orders on the aggregated schedule at any time. If the eventual price is below the NTE price, the order is executed at the lower price. If the eventual price is above the NTE price, the buyer is guaranteed that the highest price paid will be the NTE price. The benefits are as follows: the buyer is capable of only bettering the price negotiated at the beginning of the year, the buyer gains the advantage of playing regional prices to their advantage, and the supplier can secure a year-long contract to baseload the business while adding value for this prime customer.

#### Baseload Option

**[0139]** The baseload option status is conferred upon a buyer. In this case, the supplier negotiates a better price at the onset of the year in exchange for guaranteed acceptance of product orders throughout the year by the buyer. Once the buyer accepts shipment over the course of the year on pre-determined dates, the supplier can then post planned inventory in advance based on this baseloaded business. For instance, if the buyer agrees to accept shipment of 100 racks of glass the first week of every month for the next six months, the supplier then posts the availability of an additional 50 racks of the same glass for the same week. The existing of the original buyer provides a base that absorbs much of the fixed

costs associated with the schedule while the incremental 50 racks represents proper capacity utilization at much higher profit margins.

**[0140]** The schedule can be posted in advance at prices that create an incentive for additional orders from other buyers on the site. A NTE price option can also be given to this supplier.

#### Show Status

**[0141]** This status can be conferred on a buyer as an incentive for the buyer to place orders early in the cycle of a product. A point system can be applied for the buyer. For every time a buyer is the first company to place an order in an OpenOffer Sheet, points can be accrued that result in a year-end rebate or some other incentive. For instance, 5 points assigned to every time the company is the first to order in an OpenOffer sheet applies towards the points needed by the end of the year to secure a discount. Such an incentive creates customer loyalty and rewards a buyer beyond the current system of discounts. Likewise, a rating system applied to non-cancellation or proper payment could further reinforce this behavior.

#### Real-Time Price Update Screen

**[0142]** A screen setting is available that allows a buyer to post a series of product categories in a DealRoom with the current price setting and the close date. The buyer is able to check on a real-time basis the current price of clear glass by either a supplier or group of suppliers, and the respective volume still available with the close date. A product exchange is available to the buyer on an as-needed and customized basis. Likewise, the supplier can have a screen that shows the current prices of OpenOffers across DealRooms and additional information.

#### Scheduled Production by Product Category

**[0143]** The supplier is capable of engaging a feature in the system to aggregate, by product category, the total amount of product that has been ordered, when it is due to ship and the remaining amount of product that is still available. By inputting the amount of available inventory of the product on site, the supplier is able to see the production schedule for the product over the next duration of a week, month, quarter or year. This schedule can be viewed in a graph form with total capacity acting as the backdrop to total production currently booked. The system is capable of incorporating information from the supplier's MRP system in order to determine the total capacity available. Also, a field of total capacity per time period can be inserted. Now, the system can return an OpenOffer sheet automatically with the amount of volume available. The supplier can "split" the product offering among a couple of different OpenOffer Sheets and DealRooms. The system can also alert the supplier of the DealRoom with the highest price, historically, and where the excess volume should be placed.

#### Demand Forecast System

**[0144]** The buyer and supplier both have access to a historical purchase by a product category. The buyer can review historic product demand schedules and request that the DFS take over. The Demand Forecast System takes the preceding history and conducts an average, extrapolating into the future the anticipated demand. This demand is automatically placed into OpenOffer sheets. The OpenOffer sheets can be sent to

the suppliers for that product category. The supplier simply assigns a price schedule based on the volume and submits the form to the DealRoom. The process saves the supplier and buyer from calculating or requesting forecasted demand manually.

#### Reactive Pricing Model

**[0145]** A reactive pricing model can be provided which is based on orders for at least one product. In this case, the supplier has the option of lowering a price automatically based on market activity. A supplier of clear glass has set a price and volume schedule. If the activity of the site is such that multiple glass orders have been placed, and the data show such orders have taken place with other suppliers of the same product, registered discounts may be triggered by such activity automatically if pre-determined by the supplier. No pricing information is shared. Rather it is simply based on the volume of product. The supplier may come in with pricing starting at \$0.29 per square foot of glass. If the trigger point is reached with enough orders being placed with other suppliers, the price is dropped to a predetermined schedule already determined by the supplier. Conversely, the price can be set to increase if activity is skewed too heavily to the supplier in question. In this case, if orders are coming in sooner than anticipated the supplier has the option to pull the pricing schedule automatically (dropping current orders to their lowest point or not) and resubmit the pricing at a different schedule predetermined by the supplier.

**[0146]** Additionally, the supplier can program the price feature to engage over several DealRooms. For instance, assuming the glass price in one DealRoom is priced higher and is being accepted by the customer, the system will automatically alert the supplier of this happening and suggest additional volume be placed in that room. The program could also allow for the supplier to automatically post more products, say a specified amount, to the DealRoom with the highest price.

**[0147]** Additional criteria can be added to this analysis. Assuming a DealRoom profile of customers who accept the order on time, pay in a timely manner, and pay a higher price than other DealRooms would automatically be listed as the first customers to receive the next available product volume.

**[0148]** Alternatively, or additionally, another reactive pricing model can be provided which is based on an amount of time left in an offer. A timed offer can be preset with the supplier presetting dynamic pricing as the time elapses on an OpenOffer sheet. Assuming no one has placed an order or if available quantities are still available, the price can be programmed to drop by a percentage throughout the remainder of the bid until a hidden price point is reached. The buyers are encouraged to place their orders accordingly until the market price has been established.

#### CRM Package

**[0149]** Information on buyer and prospective buyers are loaded into a database that can include buyer information, such as:

- [0150]** Individual name
- [0151]** Company name and address
- [0152]** Email address
- [0153]** Phone number
- [0154]** Cell number
- [0155]** Products purchased

**[0156]** Volumes

**[0157]** Time of purchase

**[0158]** Other aspects of purchasing can also be included, such as, times purchased, number of visits before order, price point at first visit, second visit, products ordered, etc.

**[0159]** The record can also be included information from the supplier, such as:

**[0160]** Whether a prospective buyer generally pays on time (yes or no, or ranking applied, rating, etc.)

**[0161]** What percentage of business a prospective buyer gives a supplier (whether there is potential to get more business? If yes, then buyer joins another group segmented by the supplier)

**[0162]** Special offers to buyers, such as, discounts and/or coupons, which may be in the form of a % off the curve or a new curve if buyer agrees to place an order during this visit.

**[0163]** The cost to service customers can vary according to a variety of factors. One of which is “when” the order is placed. For example, the sooner an order is placed, the more beneficial it is to the supplier with the ability to plan production to reduce costs of subsequent orders. The earlier an order is placed and the larger the amount, the more value may be created.

#### Incentive to Place Orders Sooner

**[0164]** One example of motivating buyers to place orders sooner involves an initial offering of lower curves to a group of buyers. The curve (or curves) can “change” according to a pre-determined set of criteria. For instance, buyer A sees a curve as shown in FIG. 16. As orders are placed, the curve can be constant for that group of buyers, or a lower tier can change. This can be specified in advance to the buyers by the supplier.

**[0165]** However, as shown in FIG. 17, subsequent buyers may see a different curve for the same product with any number of variations (e.g., first price is different, price breaks vary, lower price is changed). This system rewards the buyers willing to place an order earlier and lets the supplier plan the production run in advance.

**[0166]** The CRM package records information for each buyer so that custom curves can be set-up by the supplier. For instance, a buyer has ordered product A three times over the past six months. The first order was placed when the product price was \$22, the second when it was \$20 and the third when it was \$20 again. The final price received was \$17, \$16 and \$15 respectively. The next curve the buyer may see will be set automatically based on the supplier’s specification. Examples of such specifications include:

**[0167]** Past price average over x period of time (number of orders, period of time, etc.) will be the first, middle or last price seen as determined by the supplier

**[0168]** First price point will be x % above the last order price placed

**[0169]** Last price received (curve bottom is set x % below that price, initial price is set at x % above the curve top).

**[0170]** Past price first view

**[0171]** Past price first order

**[0172]** The CRM package can evaluate buyer patterns and tendencies and determine the optimal price curve for each buyer, group of buyers, sub-segment of buyers, etc. Such curves will be created in rapid succession whenever this tool is constructed and filled out by the supplier for each buyer. Curves will be created around a particular buyer’s “experiences” online whatever they may.

**[0173]** A supplier may also designate an instant “Not to Exceed” price based on certain buyers going online. For instance, in the previous example buyer A may go online and be offered a price somewhere in the middle of the curve as a “Not to Exceed” \$18 dollars. In which case, the buyer will be guaranteed that price at a maximum with the potential to get a better price as the volume increases. These alerts can be customized based on the data collected from that buyer and set into the software to appear on selected products and offers. These can also be sent to directly to the buyers via software generated HTML updates and notices of the offer, sent to voice mail, personal digital assistants etc.

**[0174]** A buyer may also be given the special offer of “buy now that the offer has closed and receive an additional 2% of the total price” to help facilitate more sales. Other specials can include: “order now and receive free shipping,” “5% off the next order or this order,” “free storage for x number of days,” etc.

**[0175]** The CRM software can record every offer ever made to a buyer and document which offer(s) was successful. This information can be analyzed for buyer patterns and provide input on future curves/new buyer segments, etc. For instance, buyers that ordered at a price point of \$20 were 80% more likely to add to the order when free shipping was included.

**[0176]** Likewise, data from online questionnaires can be tabulated and presented as part of the buyer profile and used in future offers. A buyer who states they like the free shipping feature can be segmented into a group in which that offer is made available; the new price curve may reflect a surcharge for such feature.

**[0177]** Conversely, buyers who like the no-cost storage for 30 days could see a different curve automatically with that a part of the offer. In this way, the buyer’s behavior and input will be used to automatically present curves that reflect their wants and/or needs.

#### Option to Sell Back to the Supplier

**[0178]** Buyers may also buy “futures” of a product. For instance, a group offer may be presented. The buyer can place the order for X quantity. The supplier has the right to “buy back” the product from the buyer if desired. The buyer may be given a lower price for this option. Thus, the buyer can take the product for predetermined period of time, and the supplier may buy back the product at a same (or different) price if desired.

#### Buyer Can Select Price Curves

**[0179]** A supplier can post three curves for the same product and a buyer can select which price curve will be applied to a particular product by accepting different terms and conditions associated with each curve (payment due at time of order).

#### Offers May Be Personalized

**[0180]** Buyers can receive personalized offers, such as, place order now, place order on your next visit, place order within x period of time, add to your initial order and receive X % more off this purchase or receive a deeper discount curve.

#### One-Click Add to Initial Order

**[0181]** A buyer can have the ability add to a previous order without going back to site. An HTML (voice mail, personal

digital assistant, cell phone, etc.) can be generated and sent to the buyer showing the price curve and the total volume ordered. Based on this knowledge, the buyer is able to click on the HTML and directly be sent to the curve’s order form (or have fields already presented there) and add to the initial order. The system would update the order automatically, post the new volume on the purchase order and update the curve at the same time.

**[0182]** Likewise, special offers can be delivered via this same medium. For instance, a special offer for a buyer to order now and immediately receive 3% off the price of the product regardless of any more orders being placed would allow a buyer to add to the order.

#### Extend Offer

**[0183]** A supplier can select an icon that opens a price curve’s close date. An automatic message can be generated within a specified period of time (x days before close, a few hours before close, etc.) that asks the supplier if the offer should be extended for x hours, days, etc. The supplier can click on an icon and a field appears in which the supplier selects an acceptable time period. An email may then generate an automatic alert letting buyers know of this opportunity.

**[0184]** This feature can also be sent to those buyers listed in the CRM program that have or have NOT visited the offer. The curve can be sent to the group of buyers with the extension and price. A special offer can be included as well that offers these buyers an extra incentive to place an order. Since the buyers are registered, they can agree to place an order from the HTML notice if they have engaged this feature on their end.

**[0185]** Changes in minimum order quantities can also be done via a notification system. The supplier may specify a certain minimum for an offer. Once it is reached, a notice can go out which changes the minimum for future purchases. Also, once a minimum quantity is reached, the supplier can set the program to change the price curve. Future buyers may see different starting, middle and ending price figures.

#### Spot Curves

**[0186]** A supplier can create spot curves, as shown in FIG. 18. This feature can be used when inventory is high and certain products must be moved. In this case, an offer can be extended for a period of time. A buyer may come in and place an order for the product and then take the product immediately or along the period assigned. The final price will be determined at the end of the order period, which may come after the product is already at the buyer’s location. Spot curves can be sent to buyers via the CRM package and offer buyers another incentive to place an order immediately.

**[0187]** The buyer also has the ability to change the accept date. The system will calculate the new price based on the underlying carrying cost. An alert will go out to the buyer (he can request to be notified within a period of time).

**[0188]** For instance, a buyer has agreed to purchase 20 tons of steel. He specifies 10 tons to be delivered on the 10th and the other 10 tons to be delivered on the 30th. The total order is then calculated based on what surcharge has been placed on the offer by the supplier (the surcharge may also be \$0). As more buyers order, the price drops according to the curve. A ship location may also be identified to specify if the first 10 tons need to be delivered to a certain location and the second 10 tons to a different location. A ship icon can be used to

present the transportation costs and a total icon can be used to present the total costs to the buyer.

#### Supplier can Offer Products Accordingly:

**[0189]** A supplier can offer products according to a specific date range (e.g., week) or by a particular date. A buyer could have the option of choosing an icon for a specific date to have delivery made. The supplier can add the costs per day or even per hour, on each ship date. The buyer gets the benefit of a group purchase with receipt at the given time. If the buyer needs to change the ship date, he can do so by clicking on “change ship date.” The quantities ordered, the shipping location, the order number, the date of delivery, etc. can be listed and a Modify button can be clicked to change the quantities shipped and the dates. If the change is outside of a predetermined range, a cost may be levied. If the date specified is in such a range that carries a surcharge, then the buyer would be billed the extra cost (a calculation can be set by the measured quantity such as tons and the carrying cost per day associated with that unit). This is an optional feature that can be turned on or off dependent upon the supplier and what “groups” of buyers have this feature engaged.

**[0190]** Also, this feature can be turned off during the offer and an HTML can be sent to buyers letting them know the order can be placed and they will not be charged for storage up until x date. This is a semi-automatic or automatic feature that is embedded in the software.

**[0191]** A shipping icon can flash once an order has been placed asking the buyer if they would like to arrange for shipping at this time. The current price per mile or other form of pricing can be presented.

#### Change Order

**[0192]** A buyer can click on an icon that directs them to his/her order page in which the buyer can change the options of the product selected. For example, a buyer may place an initial order for 50,000 units without specifying any or all of the options and/or details associated with the product. Later, the buyer can return and specify one or more of the options, ship dates, etc. for the products. There may or may not be a charge for this feature.

#### Buyer's Ability to Change Quantity

**[0193]** This feature allows a buyer to change a total quantity ordered. The curve may not change for the group of buyers who already ordered. This event, however, could trigger changes in slope, prices, quantities available, etc. for the other curves. A surcharge may be levied or not based on the supplier's decision.

#### Curve Sets Automatically

**[0194]** A first price for a product may be \$25 and a final price for the product may be \$15. The software allows a supplier to define such prices along with a volume and a price curve can automatically calculate any price breaks. The supplier can specify a number of breaks that should be calculated, such as 2 or 3. Specify a shallow initial curve, and the curve automatically is set up, or specify a deeper curve, and the curve is presented.

#### “Every Order Reduces the Price” Curve

**[0195]** The uniqueness of this curve is that with every minimum order (if set), the price drops according to the curve. For instance, the supplier sets the top and bottom prices along with the volume. As every order is placed, the curve automatically reflects the current price (e.g.—could be in dollars, cents). Regardless, every order reduces the final price.

**[0196]** The slope can also change to reflect a deeper curve at the beginning, and then shallow out at the end. A supplier specifies the type of curve (an icon with different slopes can be presented and the supplier simply has to click on the slope of choice and the prices will calculate automatically). The curve is superior in many ways because the buyers don't need a larger incremental volume to be reached before receiving a lower price.

**[0197]** This curve can also be introduced into a regular curve. The initial curve starts out with segments. Buyers can be notified via HTML that the offer has been modified so that every order will drop the price. A minimum can also be changed. Regardless, the value to the buyers is the ability to add to their initial order and know that every unit will reduce their price even more.

**[0198]** Multiple curves can be linked and de-linked at will by the supplier.

#### Price Break Change

**[0199]** New price breaks can be introduced by a supplier with a single click of the icon. The price breaks are presented and the supplier can make changes by clicking on the break in question, clicking on a % and clicking on reduce or increase, and pressing submit. All buyers, specified buyers, and/or those buyers who haven't seen price curve yet, etc. can be notified of the new price curve.

**[0200]** A buyer can have access to such changes made by a particular supplier. For instance, in a buyer's DealRoom the information on the supplier's changes to curves, segments, prices, different buyers, etc. can be evaluated.

#### Buyer Information

**[0201]** The supplier can make available to the buyer the average price for a product over the last X number of offers, time, etc. The metrics can be listed in their entirety, or in some form as controlled by the supplier (or buyer in the BSDR). Probabilities would be calculated and shown to the buyers: for instance there is a 70% probability the next price tier of x dollars will be reached with the margin of error displayed.

#### Alert System for Supplier

**[0202]** If a % of probability is not holding true on an order and time is passing quickly, an alert system will let the supplier know of the options available (i.e. drop price curve, still order, offer special curve to certain buyers (e.g. profile buyers)).

#### Integration of CRM, ERP (Production Scheduling) and DAS

**[0203]** The following section describes how production scheduling, the supplier's CRM package, DAS and DAS CRM can interact with one another to create a system, as shown in FIG. 19, that adds value for buyers and suppliers.

**[0204]** For instance, a production run can be scheduled for six weeks from now for product B with options X and Y available. The total quantity to be produced is x, and x+300 is

the optimal run. The scheduler can indicate this to the Product Manager/Sales Manager etc. with the notice: Do we post the remaining quantity in the DealRoom? Or, the software will be written to automatically post these offers to the DealRoom with the same ship date, fob point, etc. populating accordingly to the buyers listed in the DealRoom/CRM package. Once the curve is created and confirmed (automatically or semi-automatically by the other party), the curve is posted in the DealRoom and the emails alerting the appropriate buyers (as listed in the CRM) and internal people (e.g. sales, inside customer service, etc.) are sent. Multiple curves may be sent, linear offers may be prepared (e.g. show curve 1 for 24 hours, if not takers post curve 2, etc.) or any number of other features may be included as listed in this patent application and other applications. Further elaborating on this feature, the software can be configured with a series of if, then instructions:

[0205] Post to first buyer—price curve A

[0206] Post to second set of buyers—price curve B

[0207] Post to third set of buyers—price curve C

[0208] The system allows for the supplier to change the sequence and the time between offers (first offer may be for A, if no orders or a certain thresholds not ordered then offer B and C concurrently with linked curves).

[0209] If an order were to be received online in the DealRoom, it would automatically populate the production schedule with quantity ordered and other specifics and/or the order entry software. Likewise, if an order can in from the order entry system, the change would be reflected in the DealRoom (e.g. B capacity changed, minimums changed, curves changed, etc.). A “stimulus” event would impact the other parts of the system, and show up as a way to price out the available capacity. Likewise, cancelled orders/changes to production runs would immediately change the offers and order entry data. If the total quantity has been ordered, a notice would be sent to production regarding additional capacity/quantity?

[0210] A change in the production schedule would also alert the Marketing/Sales Manager of available capacity and the ability to add to the curve. The cost curve for the product is also available for viewing. The manager can determine what price curve should be set. Also, customer feedback as to when they would like to receive their next order can be tabulated and sent to the production manager. The production manager can put into the schedule and agree to the total volume optimal in the run. The Marketing Manager is notified, approving of the offer specifics and the buyers to be contacted, and the order entry software is also contacted with the information and is shown on the screen for internal order takers/sales representatives.

[0211] The data collected from the order entry system regarding the customers who ordered, their volumes, prices, etc. can be shared and inputted into the CRM package for data analysis. Buyer spending limits set in the order entry system can be set and carried across to the DAS DealRoom. A credit system/amount available can also be referenced in the software and indicated to the buyer and supplier. If the buyer attempts to exceed his limit, a notice is given that he is doing so and needs to speak with the supplier. The order has not impacted the curve at this time.

#### One Time Only Curves

[0212] A supplier is able to post curves that can be pulled at any time. Buyers are aware of these special offers and thus, may not choose to plan their production on this availability.

These are truly spot opportunities and must be seized immediately. A guide can be provided to the buyers on the types of curves that can be presented.

#### Multi-Dimensional Curve

[0213] An example of a multi-dimensional curve is shown in FIG. 20. In this example, the buyer is encouraged to place an order sooner. Here, the buyer can see the earlier the order, the better the curve and final price. This would work for seasonal products where a supplier could truly benefit from early orders. Again, these curves can be dynamic, adjusting as set by the supplier and by the demand ordered. If the product is scarce or pricing is unknown, the supplier may offer these type of curve, or variations of it, to entice buyers to provide a pricing floor. Once done, then the other curves can be modified (higher or lower) and the earlier curve disappears for the rest of the buyers except for those that had already placed their orders.

[0214] A not to exceed option can also be placed in this model. The NTE means a buyer would never pay more than the existing price where they placed an order, even if the curve was going up. And, a downward curve connected at the time of purchase may be offered to give the buyer a better opportunity to get a lower price.

#### Option to Buy

[0215] A buyer can purchase an option to buy the product during the offer. For instance, a fee would be paid by the buyer to hold a slot in the production schedule for X number of product A. The supplier may post certain restrictions such as time of option to be exercised, etc. If the option is exercised, then the price is confirmed. If the option is not exercised, the supplier has this capacity to sell but would collect a fee from the buyer holding the option.

#### Seasonal Price Curve

[0216] Another example of a curve is shown in FIG. 21 and is one that is set in advance and is time-sensitive. Offshoots tied to volume may or may not be included at during the offer.

#### Option to have Production Schedule Underwritten by a Third Party

[0217] To set up a line and produce a product is a costly venture, especially if volume is not known or the run length is incomplete. Using DAS, a supplier will have the option for a third party to underwrite the cost of the production run if certain volumes are not ordered. Based on archival data, a third party can set the proper risk assessment and tie a financial figure to it. The software would record the figure and the volume required.

[0218] For example, a run would be set-up and a final volume reached. If the volume did not reach a certain threshold, then the third party would pay the supplier. If the volume did reach the threshold, then the third party would keep the payment. Partial volumes could also dictate what level of the payment would be released by the third party. In this way, a form of insurance could be purchased by the manufacturer producing the good. These contracts would be available for common trading among third parties.

[0219] Other factors which may be used in this example are: post production run, ship date, FOB point, product, quantity, history, the right to purchase X of product A within a



specified period . . . option price of X. Buyers can also participate, being able to buy options to purchase X amount of product.

[0220] Another variation on the price curve is shown with respect to FIG. 22. Here, if an order is placed at a certain point, every other order placed by buyer will drop the price by x %.

#### Software Option

[0221] Sales representatives/ISR's, when viewing both pricing curves (forgers and service centers), would like to know which curve they are viewing. Therefore, the software contains a labeling system including but not limited to names and/or color coding of the curves.

[0222] Currently, sales representatives are only able to see the two different curves (Forgers and Service Centers). To broaden options, when a representative logs on, a drop down box on the first page (home page) can be employed to let him or her choose whether to see Service Centers, Forgers, or any other curve. In essence, they can be logged on as the "buyer" and be able to see exactly what the buyer is seeing.

[0223] Additionally, a "view all" option can be added. This option would allow sales representatives to see all the different curves. Optionally, an extra field can be added in the aggregated offers page. This field will provide information regarding the company name, or name of the group of buyers that are able to see this specific curve.

#### Sales Simulation Software

[0224] The seller has the ability to program an agent for a "mock" purchase session. Buyer agents are randomly set based on seller-provided information, and the interactions are set up and executed. Additional information can be gleaned from various sources, including actual data collected from earlier mock sessions with different suppliers and buyers. The seller can learn how the process works, and, ultimately, the seller can determine the final volumes and price points that are achieved. The seller can then analyze this data and compare it with real costs to determine whether the observed margins are acceptable. With this information, the seller may modify the offer or the seller agent protocol.

#### Agent Analysis Software

[0225] After a critical number of interactions have taken place, the system will graph orders and non-orders for further analysis. For example, the supplier may determine that price was a critical factor in 80% of the analyzed order data, with 40% of the data resulting in non-orders because the offered price exceeded that which the buyer requested. Similarly, the seller may see that the offered warranty was an issue in 10% of the non-orders. Seller can use such information, in conjunction with recommendations presented with the data points to inform the seller of various options, to determine whether the seller should modify his or her offer.

#### Auto-Post and Re-Post Feature

[0226] For example, a supplier has posted an aggregated offer for ship date Y. An order enters the system from a buyer with a different ship date X specified (could be the internal ERP system, other order entry system). The order is taken and the system determines there is a new ship date with an X ship date. The system references the new ship date with the old. The system can be programmed to defer to the new ship date by a number of criteria (such as by the customer who ordered

the product, the amount ordered, etc.). If so, the program can be set to automatically do the following:

[0227] If there are no orders for ship date Y, the system changes the ship date to X and can notify the buyers accordingly.

[0228] If there are orders for ship date Y, the system alerts those buyers via phone, fax, personal digital assistant, email, etc. of the change in ship date. If the buyer confirms the new ship date is acceptable, the order is added to offer X. An incentive (3% off your final price if you accept, etc.) may be offered by the system (as programmed by the supplier). Another option would be the buyer refuses to accept the discount for the ship date. The buyer can then cancel the order via the system, or the supplier can honor the ship date of X as well as Y. The supplier can also automatically post the new ship date (X) in the DealRoom.

#### Change in Minimum Order Quantity

[0229] Product Offers are set up with a minimum order quantity to simulate normal business practices. DAS also allows an Offer to be configured with a multiple minimum order quantities. Once the volume on a particular offer reaches a predetermined level, the minimum order quantity can be lowered (or presumably, raised).

[0230] For example, an offer for 12L14 bar could be set up with an initial minimum order quantity of 10 tons. Once orders have been placed totaling 100 tons, the minimum order quantity could be lowered to 5 tons automatically.

#### Customer-Determined Offer Availability

[0231] Product Offers are generally determined by the supplier. However, DAS has the capability to survey buyers of a product. The buyer can indicate a desired purchasing schedule, indicating the types of products, product options, quantities and delivery dates. Using this information, a supplier can determine a production schedule that meets their internal goals, while accommodating customer demand.

#### New Offer Notification

[0232] As new Offers are created, DAS can aid with the marketing and promotion of those offers. During the Offer creation process, DAS will notify the Action Manager of two potential pools of customers. First, DAS generates a list of customers who have purchased that particular product before. Second, DAS will generate a list of potential customers, based on the survey data of registered buyers.

[0233] Using these two lists of buyers, the Action Manager (or Supplier) can then create a targeted marketing program. DAS will allow new Offer notification both by email and by fax. A buyer with a particular product tagged will automatically or semi-automatically receive html alerts whenever the product has been ordered.

#### New Pricing Notification

[0234] As orders on offers are placed, prices fall based on the pre-determined price curve. As prices fall, DAS can generate different lists of customers, such as: those who have already placed orders; those who have purchased that particular product before; and potential customers, based on the survey data of registered buyers. The Action Manager is notified of the price reduction and presented with the list. They can then elect to notify the groups to the new price (and savings) via email or fax.

[0235] The supplier has the ability to alter the curve in one of the DealRooms to those buyers who have not yet seen the curve. For instance, 40 buyers have access to a DealRoom. 5 buyers have visited with 2 placing orders. The curve will stay the same for this group of 5 (or two if the supplier wishes to engage this option). The new curve will change according to input from the supplier (let's assume it is higher, but it also could be lower). Now, when the remaining buyers (35) visit the DealRoom, they will see only this new curve (with the volume of the two included to reflect an aggregated purchase in process). Likewise, the HTML notices generated from this DealRoom will automatically have this group separated and tagged.

[0236] Those buyers who either saw the first curve would still see the curve they saw earlier. The new buyers would see a different curve. Volume ordered by each would be reflected in the other curve. The supplier can change a curve in mid-offer without upsetting any customers. The profits would be higher with the real-time flex-curve and new buyers still benefit from aggregation (initial starting points, volume discounts, total volume, etc. could be changed by the supplier in real-time).

#### HTML and Instant Order Form

[0237] A buyer can receive a real-time HTML alert notifying the buyer of a current product or service price. An icon may then appear that allows the buyer to select to order the product or service immediately. Another icon can also appear which would send a reminder to the buyer to check back on the product or service at a predetermined time chosen by the buyer. If the buyer chooses to order the product based on the HTML alert, the buyer can bypass the front page (name and password sections) and the other pages in between, and be at the order page. The buyer can then enter the order (or add to the already placed order) at the order page.

#### Tethered Price Curve

[0238] Every buyer is given a % off the price of a product along with a scheduled discount curve based on total volume ordered. The buyer's discount follows the buyer throughout the DealRoom and by product. As more volume is ordered for a particular product, (e.g. 100 tons), the buyer would experience the discount from their own price volume curve. In this way, 100 buyers could have 100 price curves while still aggregating their demand on the same curve. Buyers are tethered off a production volume tied to a certain ship date or period.

#### Changing-Tethered Price Curve

[0239] The % off could also change according to time or any other criteria selected by the supplier (product, fob point, volume, etc.) If the buyer has not ordered yet, a personal discount may be reduced as more orders come in. Conversely, if few orders are placed, the buyer may see an increase in the discount curve until he orders. Once he does, his particular price curve is "locked in" for the remaining offer time.

#### Sales Manager Dashboard

[0240] A sales manager dashboard can be incorporated into the system. The dashboard is designed to allow a user to quickly set up DealRooms, Offers, Products, Customers, and Customer Groups. Each of these functions can be accessed from a standard web browser or wireless personal digital assistant. Thus, the software allows quick set up and configuration

of each set of data. The dashboard also contains a plurality of wizards that can quickly configure a set of information. The wizards can include:

[0241] DealRoom Wizard

[0242] A DealRoom wizard allows a user to quickly create new groups of customers based on geography, company size, sales volume, or any other category grouping. A point and drag feature can be included to direct a potential buyer, a product offer, etc. to a DealRoom.

[0243] Offer Wizard

[0244] An offer wizard allows a user to quickly create new offers, based on previous offers or entirely new offers.

[0245] Product Wizard

[0246] A product wizard allows a user to add products to be offered.

[0247] Customer Wizard

[0248] A customer wizard allows a user to register new users by manually entering information or importing information from existing data sources (e.g., a spreadsheet). Users can be set up from a workstation or the information can be entered remotely from a wireless personal digital assistant.

[0249] Customer Group Wizard

[0250] A customer group wizard allows a user to create new customer groups, reassign customers within groups, remove customers from groups, or remove entire groups.

[0251] Each wizard, upon substantially completing its function, has the ability to determine if another wizard should be invoked. For example, once the DealRoom wizard has completed setting up a new DealRoom and the customers that will have access to that DealRoom, the next logical step is to call the product wizard to create products that will be offered in the new DealRoom. The offer wizard would then be called next to configure the offers for those products. Likewise, the customer wizard can call the customer group wizard in order to assign a new customer to an appropriate group or groups of buyers.

[0252] The sales manager dashboard may be accessed via a phone line. For example: a user calls a 1-800 number to access his DealRoom. The user is then asked to enter a code, which may be entered on the number pad or spoken into the phone receiver. Once accepted by the system, the user hears a series of prompts. The prompts may include:

[0253] To post a new offer, press or say 1. Here, a series of prompts then walks the user through a series of fields to be completed (e.g., the product, starting price, price breaks, ending price, quantities). The user can at any time review the information for accuracy. The company name and buyer(s) or groups of buyers that have access to the product are then entered. Finally a confirmation is sent to the user to confirm the order. The confirmation may be sent via email, instant message, etc. After the initial offer, the software can automatically enter new offers for the user over the phone based on the user's input.

[0254] To add a new customer, press or say 2. Here a buyer can be added online with a notification (via email, instant message, etc.) sent to the buyer with user name and password information.

- [0255] To change a customer's options, press or say 3. Here a customer can be added or removed from a specified DealRoom.
- [0256] To find current orders, press or say 4. Here a user can find his current, outstanding orders, or a seller can find any outstanding orders by customer and/or product.
- [0257] To find DealRoom information, press or say 5. Here a user can determine when a DealRoom will close, what the current product price in the DealRoom is, etc.
- [0258] A user can navigate through and even customize the options in order to have access to any and all information available in a DealRoom. Restrictions upon these options may be set by a system administrator.

#### Action Manager Dashboard

[0259] The action manager can have access to part of or the entire operation of DealRooms from multiple suppliers, multiple buyer and supplier price curves, etc. from a single screen. For example, drop down menus allow an action manager to see a list of DealRooms by supplier. Selecting a folder allows the action manager to then see the various DealRooms within each supplier DealRoom. Selecting the folder again allows the action manager to view the products offered in that particular DealRoom. In one section of the screen, the action manager can search via filters/free text searches to pull up the name of a DealRoom, buyer, etc. Headings displayed in the search box can include new customers, existing customers, etc. A point and drag system lets the action manager put a new buyer into a proper DealRoom (listed in folders on a side of the screen). This tool allows the action manager to quickly post new customers to DealRooms, change access rights, or delete from the DealRoom. If the action manager selects a buyer name, another portion of the screen displays the individual buyer information as well as access to notes, contact information, name and password information, etc.

[0260] Another portion of the screen is a delimiting function that allows the action manager to limit searches by state, company name, DealRoom folder, product folder, etc. Likewise, individual buyer information is available by selecting that particular folder. A product profile is also listed for each buyer, which can be completed by a buyer via email, upon registration, or by the action manager during a phone call. Products are tagged and as orders are placed for those products, the buyer is alerted via email automatically sent from this dashboard. The orders can also be tabulated and viewed through the dashboard.

[0261] The products the buyer purchases are color coded to show the following profile:

[0262] Orders a product frequently—chart the orders over time

[0263] Has ordered in the past—shows when that product was last purchased, click again to see all of their purchases for this product, at what price they entered their order, at what price they received when all the volume was added

[0264] Average price of when first order is placed

[0265] % savings from that price to the final price

[0266] % savings from the first list price versus the price where order was placed

[0267] Is order volume increasing over time, decreasing over time? Show graph

[0268] Superimpose trend of average price and total volume ordered . . . calculate the price sensitivity of this buyer: High, Medium, Low

[0269] Show range of the buys: min, max., average, median price points in a single graph

[0270] What is the price elasticity for this customer: As price drops, how much more is ordered

[0271] Average savings on product

[0272] Extrapolate how much customer will order over the year (based on data collected)

[0273] Show this on a graph . . . compare to the average of all buyers for this product (tally from online orders for this item)

[0274] Develop a buyer profile showing the supplier (and possibly buyer) how often the buyer orders, etc. for quick reference whenever the buyer profile

[0275] Show curves for all of these features by different DealRoom segments

[0276] List feature—high price elasticity to low price elasticity

[0277] Customer adds to order: very frequently, infrequently

[0278] Supplier can group into segments: Green are tier 1 buyers, Blue tier two buyers and decide to regroup the buyers into new DealRooms

#### Alert System

[0279] As each of the wizards is called, a user can configure a series of notifications. These notifications can be done via email, fax, or paging, to a workstation, wireless personal digital assistant, or phone/pager. As part of the customer wizard, the user can choose to be notified the first time a new user logs onto the system, or the first time a user places an order. As part of the offer wizard, the user can choose to be notified when the first order is placed, when the volume of product ordered reaches a predetermined point, or when the offer is about to close.

#### Support of Sales Goals

[0280] An example of the use of the sales manager's dashboard can be a quick configuration of offers for products after a sales meeting. When a supplier determines sales goals, focus on sales in a particular product line, or any other sales based initiatives, the system can be immediately configured to support these initiatives. For instance, new offers can be created for products determined to be hot sellers; new customer groups can be created to support initiatives to enter a new sales territory; and/or new DealRooms can be set up to accommodate a restructuring of sales accounts.

#### Posted Order Not Shown

[0281] When an order is cancelled, the volume may not be removed from the price curve due to the desire to show price transparency. However, this is likely to cause the supplier a significant loss since the buying group will be given the discounted price without the ordering the volume of product that warrants such a discount. Cancellation fees may be imposed, however, if the cancellation takes place at the top of the curve, the margin of loss is still high. In order to protect a supplier from future losses, it is desired to keep the "canceling buyer" segregated from the other buyers. This can be done by showing the "canceling buyer" the curve that the other buyers see. If the "canceling buyer" places and order on his/her curve, this volume will be placed in his/her curve only. Thus, the other buyers will not be affected. When the offer closes, and if the "canceling buyer" has not cancelled the order, the

volume will be added into the curve for the other buyers and the price will be discounted accordingly. This system could be accomplished by allowing a buyer to select an option to “hold volume until close.”

#### Purchasing Profile

**[0282]** The system can allow a customer to have a predefined purchasing profile. For example, if a customer typically purchases a particular product with particular options, the customer’s personalized information will be automatically retrieved and entered when a new order for the customer is initiated. Likewise, if a customer has a contract pricing relationship with a supplier, the customer’s contract price, along with the customer’s standard options and purchase information will be automatically retrieved and entered when a new order for the customer is initiated.

**[0283]** Reminders, via email or instant message, could also be sent to the customer based on his/her personal purchasing profile. For example, if a customer desires to place orders 45 days in advance for particular products, the system could send reminders to the purchasing agent if the customer has not ordered within the 45 days. It is to be appreciated that any predetermined amount of time may be configured for the reminders.

**[0284]** The system can also automatically update fields, such as the additional information field and the shipping instructions field, based on the customer’s location. For example, if a customer typically has product A sent to his/her plant at location X and product B sent to his/her plant at location Y, the instructions specific to each product can be identified and attached to the appropriate orders.

**[0285]** Another variation is a buyer with multiple products that are ordered from a particular supplier. A listing of these products is placed in the buyer’s customer profile. When a new curve is introduced for one of these products, the buyer receives an alert or feeder, as will be discussed in greater detail below. If the alert is received via email, the email can contain a link and/or order icon, which will allow the buyer to place a new order automatically. The customer profile can be further tailored to match ship dates between the profile and the supplier’s product offering prior to sending an alert to the buyer.

**[0286]** The buyer may choose to have a feeder running across a portion of the buyer’s home page, which displays the current offers and prices for products in the customer profile. The price and ship dates can be listed along with the price curves. An icon may be selected to see the current price curve. Thus, the buyer can view, firsthand, the ability to group a purchase. With one click, the buyer can access a particular DealRoom which displays the product curve and order page that the buyer is interested in. Or, from the feeder, the buyer can click on a product and an order screen for the product appears. The feeder can be updated in real-time to reflect new product prices and volumes available.

**[0287]** If the buyer has already placed an order for the product with a different ship date, the system displays the old ship date and the new ship date to the buyer. The buyer is then given the opportunity to transfer the order to the new ship date by selecting an “accept new ship date” icon. A confirmation notice via email, for example, is sent to the buyer to inform him/her of the specific terms (e.g., cancellation terms) of the offer. The information immediately allows the order to be put onto a group purchase option and the price curve reflects the new change.

#### Posting Additional Price Breaks

**[0288]** The system can automatically, or semi-automatically, post additional price breaks within an existing offer. For instance, if an offer has a first price break of five dollars at 100 units and a second price break of ten dollars at 300 units, the system can automatically post price breaks according to a predefined schedule or prompt the supplier to post price breaks at various points between the 100 and 300 quantities. The ten dollars could be broken up equally (i.e., one dollar price break for every 40 units), or a variety of other pricing structures could be established, such as, more breaks at the beginning of the curve, more breaks at the end of the curve, and variations on the increments whether equally distributed or lower dollar amounts initially then higher, etc. The option, once selected by the supplier, could alter the price curves accordingly. Likewise, this feature could be integrated into the system with the ability to alert buyers via email, fax, phone, instant message, etc. of the new price breaks that have been established.

#### Price Curve Creation Tool

**[0289]** A price curve creation tool allows a supplier to import existing customers and prices (contract and/or current price) and previous volumes ordered into a price curve. The price in the DealRoom curve can be established by having the supplier select a starting price curve and an option to put the same price on a first tier for a buyer with a predetermined percentage discount (e.g., 1% off current price when order is placed online), or an option to match an offline price to the first tier of an online curve. The rest of the curve can be created by using a wizard. The wizard can walk the supplier through each buyer’s curve from a single screen view and then display a curve that reflects the price and volume breaks for that particular buyer. If the supplier changes quantities, the curve’s slope will immediately change to reflect the new price breaks. These price curves can likewise be changed quickly by using the feature to modify an existing curve between DealRooms.

**[0290]** The invention has been described with reference to the preferred aspects. Obviously, modifications and alterations will occur to others upon reading and understanding the preceding detailed description. It is intended that the invention be construed as including all such modifications, alterations, and equivalents thereof and is limited only by the scope of the following claims.

#### Displays for Aggregated Purchasing

**[0291]** Displays, where a supplier can post for buyers the changes in prices relative to ship dates and time of order, can include:

**[0292]** Show offers by the day over a period of time (e.g., calendar with 30 days).

**[0293]** Calendar for the product, which can coincide with the ship date.

**[0294]** A customer gains access to a DealRoom and sees a listing.

**[0295]** Current quantity available in stock and price of the current stock.

**[0296]** The current price can read the customer’s contract price or default price set by the DealRoom where the buyer has been given access.

**[0297]** A calendar shows the dates for any period of time (e.g. day by day, week, month, quarter).

**[0298]** A price per unit measure (e.g. pound, carton). For instance, a buyer would register to the DealRoom and instead of seeing a price curve upfront, the buyer would select a product category and then see a calendar appear with different prices for each date (tied to a ship date or receive date). As an example, on the first day of the month, a product has a price of \$129/thousand and on the fifth day, the product has a price of \$127/thousand. The buyer can select a day with a price by clicking on an icon. A price curve appears that shows where the price is in the curve, the next price break, quantity available, time for an order to be placed, etc.

**[0299]** Other options also exist, which include: a table with prices and quantities, a 3-dimensional chart that lays out the month along with the relative price points and quantities available, a curve that shows prices (lowest to highest, for example) for the product, and price and time remaining for each offer.

**[0300]** An “L” for the lowest price in view, “2L” for the next lowest price, etc. can also be listed on the calendar for a quick view.

**[0301]** The buyer can place an order and add to the group’s acceptance date. As the offer closes, the price is confirmed and the order executed.

**[0302]** A quick search can be done to find the lowest current price, the lowest potential price, etc. Or, a quick search can be done at the first page by selecting a product and having the chart appear accordingly, or the prices and dates offered appear.

**[0303]** Some dates on the calendar may not have any numbers that would reflect that the product is not available at that time (unless pulled from inventory in which a price can be put in that correlates to the contract price/pull from inventory price).

**[0304]** A carrying cost calendar can be used on the screen as well for the buyer to plug in numbers such a quantity needed, time before product is completely used, date initially needed, average consumption per day, total carrying cost percentages, etc. and the system will return the appropriate volume to order and date.

**[0305]** The system can display information such as: how many buyers have access to a particular offer, how many buyers have visited an offer to date, how much has been ordered by a group over the history of the product.

**[0306]** The system can also include a price protect feature for a supplier. For example, once a buyer has ordered, the screen, or calendar, is copied and is accessible for future use. The data can be forwarded to a database that will track the price and delivery variances and arrive at a price sensitivity profiles for the buyer and the particular product. The supplier can also use this information to generate future calendars for this buyer or other buyers. A ranking system will also be available to show the price sensitivity of this buyer as the different dates and prices are pulled into a database and a color-coded or ranking system is leveled that compares the buyers and puts them into categories, such as: high price sensitivity (1:3)—for every 1% decrease in price, the customer purchases 3% more; medium price sensitivity (1:1.125)—for every 1% decrease in price, the customer purchases 1.25% more, low price sensitivity, and no price sensitivity.

**[0307]** The calendar can also change in real-time based on the information fed into the system by a semi-automatic function (the user inputs changing volumes and prices) or a direct

feeding of information from the supplier’s ERP system. Current inventory levels would not only change, but also the available volumes.

**[0308]** The supplier or buyer can also have a save feature incorporated that allows the buyer to save the prices presented in the calendar for a period of time determined by the supplier. In this way, the buyer has access to a product’s old prices for a period of time while still having access to the lower prices that may appear from changes to the calendar in the interim. It is a way to reward a buyer for participating in the program and can be done automatically by the software and given a name (e.g., calendar 5/1/02 for quick access).

#### Predictive Modeling and Reporting Function

**[0309]** The demand aggregation system can also include a predictive modeling and reporting function. Authorized data can be posted in a DealRoom and is audited and confirmed by an outside source, if necessary. The authorized data can include:

- [0310]** the number of open DealRooms for a product
- [0311]** the average offer period
- [0312]** minimum and maximum prices offered
- [0313]** minimum and maximum quantities offered
- [0314]** at least one graph illustrating starting and ending points for the product
- [0315]** average volume ordered in each DealRoom
- [0316]** mean, variance, standard deviation, and other statistical analysis
- [0317]** trend analysis
- [0318]** number of total buyers with access to the offer
- [0319]** number of active buyers with access to the offer
- [0320]** average number of active buyers to total buyers with access to the DealRoom

**[0321]** An algorithm is then employed to utilize the information described above and post a probability chart on the product price point. For instance, the product being offered has the following probability posted:

- [0322]** 10% probability the final price will be \$125
- [0323]** 80% probability the final price will be \$135
- [0324]** 10% probability the final price will be \$145

**[0325]** As volume is ordered for the product, the probabilities are updated in real-time to reflect the change. Thus, if the time required to reach the mid-point on the price curve occurs earlier within the time frame of the offer, the probabilities of the price dropping to a lower price rises and another probability is presented to illustrate that the price could drop further.

**[0326]** The present invention may be implemented via object oriented programming techniques. In this case each component of the system could be an object in a software routine or a component within an object. Object oriented programming shifts the emphasis of software development away from function decomposition and towards the recognition of units of software called “objects” which encapsulate both data and functions. Object Oriented Programming (OOP) objects are software entities comprising data structures and operations on data. Together, these elements allow objects to model virtually any real-world entity in terms of its characteristics, represented by its data elements, and its behavior represented by its data manipulation functions. In this way, objects can model concrete things like people and computers, and they can model abstract concepts like numbers or geometrical concepts.

**[0327]** The benefit of object technology arises out of three basic principles: encapsulation, polymorphism and inheritance. Objects hide or encapsulate the internal structure of their data and the algorithms by which their functions work. Instead of exposing these implementation details, objects present interfaces that represent their abstractions cleanly with no extraneous information. Polymorphism takes encapsulation one step further—the idea being many shapes, one interface. A software component can make a request of another component without knowing exactly what that component is. The component that receives the request interprets it and figures out according to its variables and data how to execute the request. The third principle is inheritance, which allows developers to reuse pre-existing design and code. This capability allows developers to avoid creating software from scratch. Rather, through inheritance, developers derive subclasses that inherit behaviors, which the developer then customizes to meet particular needs.

**[0328]** In particular, an object includes, and is characterized by, a set of data (e.g., attributes) and a set of operations (e.g., methods), that can operate on the data. Generally, an object's data is ideally changed only through the operation of the object's methods. Methods in an object are invoked by passing a message to the object (e.g., message passing). The message specifies a method name and an argument list. When the object receives the message, code associated with the named method is executed with the formal parameters of the method bound to the corresponding values in the argument list. Methods and message passing in OOP are analogous to procedures and procedure calls in procedure-oriented software environments.

**[0329]** However, while procedures operate to modify and return passed parameters, methods operate to modify the internal state of the associated objects (by modifying the data contained therein). The combination of data and methods in objects is called encapsulation. Encapsulation provides for the state of an object to only be changed by well-defined methods associated with the object. When the behavior of an object is confined to such well-defined locations and interfaces, changes (e.g., code modifications) in the object will have minimal impact on the other objects and elements in the system.

**[0330]** Each object is an instance of some class. A class includes a set of data attributes plus a set of allowable operations (e.g., methods) on the data attributes. As mentioned above, OOP supports inheritance—a class (called a subclass) may be derived from another class (called a base class, parent class, etc.), where the subclass inherits the data attributes and methods of the base class. The subclass may specialize the base class by adding code which overrides the data and/or methods of the base class, or which adds new data attributes and methods. Thus, inheritance represents a mechanism by which abstractions are made increasingly concrete as subclasses are created for greater levels of specialization.

**[0331]** The present invention can employ abstract classes, which are designs of sets of objects that collaborate to carry out a set of responsibilities. Frameworks are essentially groups of interconnected objects and classes that provide a prefabricated structure for a working application. It should also be appreciated that the PCM and the shared memory components could be implemented utilizing hardware and/or software, and all such variations are intended to fall within the appended claims included herein.

**[0332]** According to an exemplary aspect of the present invention, Java and CORBA (Common Object Request Broker Architecture) are employed to carry out the present invention. Java is an object-oriented, distributed, secure, architecture neutral language. Java provides for object-oriented design, which facilitates the clean definition of interfaces and makes it possible to provide reusable “software ICs.” Java has an extensive library of routines for copying easily with TCP/IP protocols like HTTP and FTP. Java applications can open and access objects across a network via URLs with the same ease to which programmers are accustomed to accessing a local file system.

**[0333]** Furthermore, Java utilizes “references” in place of a pointer model and so eliminates the possibility of overwriting memory and corrupting data. Instead of pointer arithmetic that is employed in many conventional systems, the Java “virtual machine” mediates access to Java objects (attributes and methods) in a type-safe way. In addition, it is not possible to turn an arbitrary integer into a reference by casting (as would be the case in C and C++ programs). In so doing, Java allows the construction of virus-free, tamper-free systems. The changes to the semantics of references make it virtually impossible for applications to forge access to data structures or to access private data in objects that they do not have access to. As a result, most activities of viruses are precluded from corrupting a Java system.

**[0334]** Java affords for the support of applications on networks. Networks are composed of a variety of systems with a variety of CPU and operating system architectures. To enable a Java application to execute anywhere on the network, a compiler generates an architecture neutral object file format—the compiled code is executable on many processors, given the presence of the Java runtime system. Thus, Java is useful not only for networks but also for single system software distribution. In the present personal computer market, application writers have to produce versions of their applications that are compatible with the IBM PC and with the Apple Macintosh. However, with Java, the same version of the application runs on all platforms. The Java compiler accomplishes this by generating byte code instructions which have nothing to do with particular computer architecture. Rather, they are designed to be both easy to interpret on any machine and easily translated into native machine code on the fly.

**[0335]** Being architecture neutral, the “implementation dependent” aspects of the system are reduced or eliminated. The Java virtual machine (VM) can execute Java byte codes directly on any machine to which the VM has been ported. Since linking is a more incremental and lightweight process, the development process can be much more rapid and exploratory. As part of the byte code stream, more compile-time information is carried over and available at runtime.

**[0336]** Thus, the use of Java in the present invention provides a server to send programs over the network as easily as traditional servers send data. These programs can display and manipulate data on a client computer. The present invention through the use of Java supports execution on multiple platforms. That is the same programs can be run on substantially all computers—the same Java program can work on a Macintosh, a Windows 95 machine, a Sun workstation, etc. To effect such multi-platform support, a network interface **105** and a network browser (not shown) such as Netscape Navigator or Microsoft Internet Explorer may be used in at least one aspect of the present invention. It should be appreciated, however, that a Java stand-alone application may be constructed to

achieve a substantially equivalent result. Although the present invention is described with respect to employing Java, it will be appreciated that any suitable programming language may be employed to carry out the present invention.

[0337] An Internet explorer (e.g., Netscape, Microsoft Internet Explorer) is held within the memory of the client computer. The Internet Explorer allows a user to explore the Internet and view documents from the Internet. The Internet Explorer may include client programs for protocol handlers for different Internet protocols (e.g., HTTP, FTP and Gopher) to facilitate browsing using different protocols.

[0338] It is to be appreciated that any programming methodology and/or computer architecture suitable for carrying out the present invention may be employed and are intended to fall within the scope of the hereto appended claims.

[0339] The subject invention has industrial applicability in at least the fields of computer systems, networks, and electronic commerce.

What is claimed is:

1. A non-transitory computer readable storage medium having embodied thereon instructions executable by a processor to:

receive product registration data from a merchant associated with selling a good or service, the product registration data including:

non-price criteria that define characteristics of the good or service, the non-price criteria including information related to the delivery of the good or service, and

at least one offer criterion that establishes a value of the good or service;

construct an index of offers according to a category of the good or service associated with the product registration data, wherein the index is searchable according to the category or the product registration data; and

receive a search query including:

at least one of the non-price criteria,

a buyer-generated criterion related to a desired good or service, the buyer-generated criterion not provided as a part of the product registration data, and

a quality value associated with the merchant, wherein at least one of the non-price criteria, buyer-generated criterion, or quality value received as part of the search query constitute a range; and

output search results responsive to the search query.

\* \* \* \* \*