W. ZIMMERMAN.

GARMENT FASTENER.

APPLICATION FILED SEPT. 6, 1921.

1,423,590.

Patented July 25, 1922.

Fig. 1.

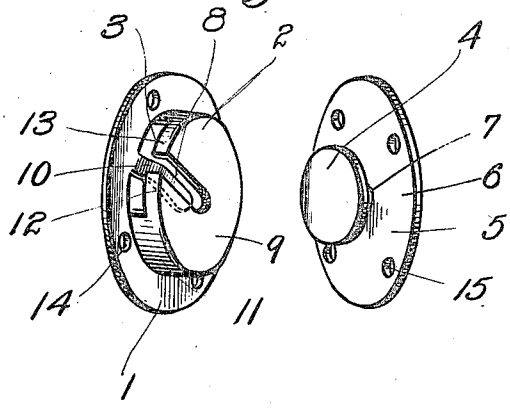

Fig. 2.

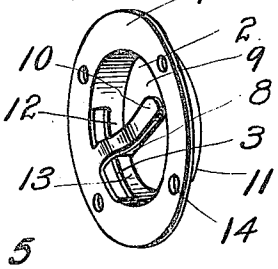

Fig. 3.

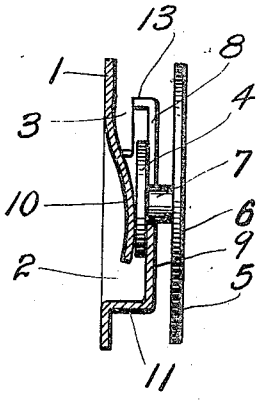

Fig. 4.

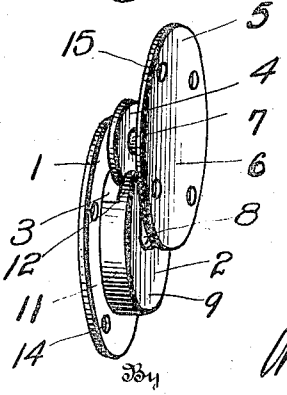

Inventor

Walter Zimmerman

By Munn & Brown.

Attorney

UNITED STATES PATENT OFFICE.

WALTER ZIMMERMAN, OF KANSAS CITY, KANSAS.

GARMENT FASTENER.

1,423,590. Specification of Letters Patent. Patented July 25, 1922.

Application filed September 6, 1921. Serial No. 498,316.

To all whom it may concern:

Be it known that I, WALTER ZIMMERMAN, a citizen of the United States, residing at Kansas City, in the county of Wyandotte and State of Kansas, have invented certain new and useful Improvements in Garment Fasteners; and I do declare the following to be a full, clear, and exact description of the invention, such as will enable others skilled in the art to which it appertains to make and use the same, reference being had to the accompanying drawings, and to the figures of reference marked thereon, which form a part of this specification.

This invention relates to garment fasteners and the primary object is to provide a simple, inexpensive and efficient fastener which will remain fastened unless the parts of the fastener are intentionally disconnected.

The invention consists of two main members, one a socket member and the other a headed member to be received by the socket member and retained therein against accidental disassociation therewith.

The novel construction of the invention will be apparent by reference to the following description in connection with the accompanying drawings, in which—

Fig. 1 is a perspective view of the two members of the garment fastener detached.

Fig. 2 is a detail perspective view of the socket member.

Fig. 3 is a sectional view through the socket member showing the headed member in functional position with respect thereto, and

Fig. 4 is a perspective view showing the headed member moving into functional position.

The socket member is illustrated as comprising a disk 1 having a central recess or socket 2, the perimeter of which is provided with a segmental slot 3 to receive the head 4 of the headed or complementary member 5. The complementary member 5 consists of the head 4 and a disk 6, connected thereto by a stud or constricted portion 7 so that when the head 4 enters the slot 3 the constricted portion may pass along the transverse slot 8 in the end wall 9 of the socket 2, moving the head 4 under the inwardly projecting spring tongue 10, extending from the inner edge of the ring-shaped disk 1 and in line with the slot 8 so that as the head 4 moves into the slot 3, it will ride up over the tongue 10 and be forced into the recess formed by the end wall 9 and the flange 11 of the socket 2.

It will be noted that the slot 3 does not extent the entire width of the flange 11. Therefore when the head moves into the slot 3, it will be sprung up into the recess formed by the flange 11 and the end 9 so that it cannot become accidentally detached until the members are pressed together to bring the head 4 into line with the slot 3 to remove it.

It is an important feature of my invention that the head 4 is sprung into the recess of the fastening device 1 because where similar devices have been provided and no obstructing portions such as 12 and 13 are provided, there is always danger of the head becoming accidentally detached from the socket member.

According to my invention, however, this objection is eliminated.

Of course, it is understood that the disk 1 may be provided with holes 14 and like holes or openings 15 may be provided for the member 6 so that they may be fastened to the garment.

Attention is called to the fact that the socket is constructed of a single piece of sheet metal which may be formed with a die so that the material cut away from the slot 8 is left integral with the ring to form a resilient tongue 10 and since the socket member can be die-formed at a single operation with the slots and tongues as shown in Figs. 1, 2 and 3, it is obvious that the cost of production will be materially decreased.

While the invention is primarily intended as a garment fastener, it is obvious that it may be used in other relations if desired, so I do not wish to be limited to the exact use but rather to the novel structure defined in the appended claims.

What I claim and desire to secure by Letters-Patent is:

1. As a new article of manufacture, a garment fastener socket member to receive a headed complementary member, said socket member consisting of stamped-up sheet metal forming a ring-shaped portion, a socket integral with the ring-shaped portion and having a slot in its edge and a slot in its end communicating with the first named slot, the width of the end slot being less than the diameter of the socket and the metal cut therefrom being integral with the ring to provide a tongue integral with and

projecting from the ring-shaped portion to align with the end slot, the free end of the tongue being adjacent to the center of the end wall of the socket whereby the headed portion to be received therein will be held in intimate contact therewith.

2. A garment fastener comprising a socket member consisting of stamped-up sheet metal forming a ring-shaped portion, a socket connected to the ring-shaped portion and having a slot in its edge and a slot in its end, the end slot communicating with the edge slot, the width of the edge slot being less than the width of the socket, the width of the end slot being less than the diameter of the slot, a tongue integral with and projecting from the ring-shaped portion and aligning with the end slot, the tongue consisting of the metal struck from the sheet to form the end slot, the free end of the tongue being adjacent to the center of the end wall of the socket, and a complementary member comprising a disk having a head spaced therefrom and insertible through the first named slot to enter the socket member, the diameter of the head being less than the diameter of the socket, the tongue being adapted to bear against the head to hold it in intimate contact with the end of the socket.

In testimony whereof I affix my signature.

WALTER ZIMMERMAN.